



R. Wade Litchfield  
Senior Attorney  
Florida Authorized House Counsel  
Florida Power & Light Company  
700 Universe Boulevard  
Juno Beach, FL 33408-0420  
(561) 691-7135 (Facsimile)

Writer's Direct Dial:  
(561) 691-7101

July 12, 2002

**VIA HAND DELIVERY**

Ms. Blanca S. Bayó, Director  
Division of the Commission Clerk and  
Administrative Services  
Florida Public Service Commission  
Betty Easley Conference Center, Room 110  
2540 Shumard Oak Boulevard  
Tallahassee, Florida 32399-0850

**Re: Docket No. 020001-EI – Monthly Fuel Filings**

Dear Ms. Bayó:

Enclosed herewith for filing are the original and five (5) copies of the following monthly fuel reports for FPL:

- (a) FPSC Forms 423-1, 423-1(a), and 423-1(b) for Florida Power & Light Company for the month of April 2002;
- (b) FPSC Forms 423-2, 423-2(a), and 423-2(b) for St. Johns River Power Park (SJRPP) for the month of April 2002; and
- (c) FPSC Forms 423-2, 423-2(a), and 423-2(b) for Plant Scherer for the month of March 2002.

FPL's Request for Confidential Classification of the information removed from FPL FPSC Form 423 1(a) and SJRPP FPSC Forms 423-2, 423-2(a), and 423-2(b) is being filed under separate cover. Should you have any questions regarding this filing, please contact me at (561) 691-7101.

Thank you for your attention to this matter, I remain,

RECEIVED & FILED

14  
FPSC-BUREAU OF RECORDS

Sincerely,

R. Wade Litchfield

RWL/ec  
Enclosures  
cc: Service List

Doc/423 Fuel Filing/April 2002  
an FPL Group company

DOCUMENT NUMBER-DATE  
07221 JUL 12 02  
FPSC-COMMISSION CLERK

MONTHLY REPORT OF COST AND QUALITY OF FUEL OIL FOR ELECTRIC PLANTS  
ORIGIN, VOLUME, DELIVERED PRICE AND AS RECEIVED QUANTITY

1. REPORTING MONTH: APR YEAR: 2002

2. REPORTING COMPANY: FLORIDA POWER &amp; LIGHT COMPANY

3. NAME, TITLE, TELEPHONE NUMBER OF CONTACT PERSON CONCERNING DATA  
SUBMITTED ON THIS FORM: RITA MCLELLAN, REGULATORY AFFAIRS, (305) - 552- 40694. SIGNATURE OF OFFICIAL SUBMITTING REPORT: 

5. DATE COMPLETED: 06/21/2002

LINE NO	PLANT	SUPPLIER	SHIPPING POINT	PURCHASE TYPE	DELIVERY LOCATION	DELIVERY DATE	TYPE OIL	SULFUR (%)	BTU CONTENT (BTU / GAL)	VOLUME (BBLs)	PRICE (\$/BBL)
1	MARTIN	EL PASO	ST ROSE	MTC	PALM BEACH	04/15/2002	F06	1.00	151500	149432	23.2200
2	MANATEE	EL PASO	ST ROSE	MTC	PORT MANATEE	04/03/2002	F06	0.98	152810	149145	23.5200
3	RIVIERA	EL PASO	LOWER RIVER	MTC	RIVIERA	04/15/2002	F06	2.40	154167	25740	20.8540
4	TURKEY POINT	EL PASO	HFOTI	MTC	FISHER ISLAND	04/26/2002	F06	1.00	149286	147073	22.9140
5	PT. EVERGLADES	PETROBRAS	SANTO, BRAZIL	MTC	PORT EVERGLADES	04/16/2002	F06	0.93	152690	278592	16.8000
6	CAPE CANAVERAL	VITOL	SLAGEN, NORWAY	MTC	PORT CANAVERAL	04/09/2002	F06	0.94	149167	150431	22.6600
7	CAPE CANAVERAL	VITOL	PINEY POINT, MD	MTC	PORT CANAVERAL	04/16/2002	F06	0.92	150714	119692	22.8800
8	MARTIN	VITOL	GRETNA	MTC	PALM BEACH	04/17/2002	F06	1.00	150881	102644	23.0000
9	PT. EVERGLADES	VITOL	PINEY POINT, MD	MTC	PORT EVERGLADES	04/01/2002	F06	1.00	151048	168253	22.3920
10	PT. EVERGLADES	VITOL	BAHAMAS	MTC	PORT EVERGLADES	04/29/2002	F06	1.00	152190	168847	22.9400
11	SANFORD	VITOL	GRETNA	MTC	JACKSONVILLE	04/13/2002	F06	0.98	150833	69351	23.0200
12	MARTIN	VPEM	ST ROSE	MTC	PALM BEACH	04/17/2002	F06	0.98	152762	141609	23.2790
13	RIVIERA	VPEM	BAHAMAS	MTC	RIVIERA	04/20/2002	F06	0.90	152214	149808	23.2790
14	SANFORD	COLONIAL	JACKSONVILLE	S	JACKSONVILLE	04/04/2002	F06	2.50	150952	8091	23.7500
15	MARTIN	EL PASO	HFOTI	S	PALM BEACH	04/14/2002	F06	0.99	149762	117821	23.4830
16	MANATEE	EL PASO	ST ROSE	S	PORT MANATEE	04/22/2002	F06	0.99	152310	117035	23.2200
17	RIVIERA	EL PASO	ST ROSE	S	RIVIERA	04/30/2002	F06	1.00	152238	116566	23.6700
18	MANATEE	FAMM	BAHAMAS	S	PORT MANATEE	04/17/2002	F06	1.00	151143	313228	23.0490
19	MANATEE	GLENORE	ST EUSTATIUS	S	PORT MANATEE	04/20/2002	F06	0.88	153190	328349	22.2480
20	PT. EVERGLADES	GLENORE	ST CROIX, V.I.	S	PORT EVERGLADES	04/09/2002	F06	1.00	151429	256818	24.4430
21	MANATEE	PETROBRAS	SANTOS, BRAZIL	S	PORT MANATEE	04/29/2002	F06	0.94	153429	323173	22.0080
22	MANATEE	SEMPRA	STATIA	S	PORT MANATEE	04/10/2002	F06	0.98	152071	321596	22.8500
23	CAPE CANAVERAL	VPEM	BAHAMAS	S	PORT CANAVERAL	04/28/2002	F06	1.00	150833	160291	22.5780
24	MANATEE	VPEM	NY & MD	S	PORT MANATEE	04/14/2002	F06	0.54	151857	230615	21.6020
25	SANFORD	VPEM	BAHAMAS	S	JACKSONVILLE	04/26/2002	F06	1.00	151310	45609	22.4700
26	MANATEE	COASTAL	NA-TRUCK DELIVERY	STC		04/18/2002	FO2	N/A	N/A	177	*
27	MANATEE	COASTAL	NA-TRUCK DELIVERY	STC		04/18/2002	FO2	N/A	N/A	177	*

MONTHLY REPORT OF COST AND QUALITY OF FUEL OIL FOR ELECTRIC PLANTS  
ORIGIN, VOLUME, DELIVERED PRICE AND AS RECEIVED QUANTITY

1. REPORTING MONTH: APR YEAR: 2002

2. REPORTING COMPANY: FLORIDA POWER &amp; LIGHT COMPANY

3. NAME, TITLE TELEPHONE NUMBER OF CONTACT PERSON CONCERNING DATA  
SUBMITTED ON THIS FORM: RITA MCLELLAN, REGULATORY AFFAIRS, (305) - 552- 40694. SIGNATURE OF OFFICIAL SUBMITTING REPORT: 

5. DATE COMPLETED: 06/21/2002

LINE NO	PLANT	SUPPLIER	SHIPPING POINT	PURCHASE TYPE	DELIVERY LOCATION	DELIVERY DATE	TYPE OIL	SULFUR (%)	BTU CONTENT (BTU / GAL)	VOLUME (BBLs)	PRICE (\$/BBL)
28	TURKEY POINT	ROYAL	NA-TRUCK DELIVERY	STC		04/30/2002	FO2	N/A	N/A	106	*
29	PT. EVERGLADES	AMERIGAS	NA-TRUCK DELIVERY	STC		04/11/2002	PRO	N/A	N/A	8	42.2000
30	RIVIERA	FERRELL GAS	NA-TRUCK DELIVERY	STC		04/19/2002	PRO	N/A	N/A	3	37.7900
31	RIVIERA	FERRELL GAS	NA-TRUCK DELIVERY	STC		04/26/2002	PRO	N/A	N/A	4	38.0300
32	RIVIERA	FERRELLGAS	NA-TRUCK DELIVERY	STC		04/04/2002	PRO	N/A	N/A	6	38.6900
33	RIVIERA	FERRELLGAS	NA-TRUCK DELIVERY	STC		04/10/2002	PRO	N/A	N/A	4	38.6000
34	MARTIN	INDIANTOWN	NA-TRUCK DELIVERY	STC		04/23/2002	PRO	N/A	N/A	14	28.5600
35	CAPE CANAVERAL	SUBURAN	NA-TRUCK DELIVERY	STC		04/02/2002	PRO	N/A	N/A	7	36.0500
36	MANATEE	SUBURBAN	NA-TRUCK DELIVERY	STC		04/18/2002	PRO	N/A	N/A	11	39.2700
37	MANATEE	SUBURBAN	NA-TRUCK DELIVERY	STC		04/03/2002	PRO	N/A	N/A	20	35.8400
38	MANATEE	SUBURBAN	NA-TRUCK DELIVERY	STC		04/30/2002	PRO	N/A	N/A	27	39.2000

# EDITED COPY

## MONTHLY REPORT OF COST AND QUALITY OF FUEL OIL FOR ELECTRIC PLANTS DETAIL OF INVOICE AND TRANSPORTATION CHARGES

FPSC FORM NO. 423-1 (a)

1. REPORTING MONTH: APR YEAR: 2002

2. REPORTING COMPANY: FLORIDA POWER LIGHT COMPANY

3. NAME, TITLE TELEPHONE NUMBER OF CONTACT PERSON CONCERNING DATA  
SUBMITTED ON THIS FORM: RITA MCLELLAN, REGULATORY AFFAIRS, (305) 552 - 4069

4. SIGNATURE OF OFFICIAL SUBMITTING REPORT: 

5. DATE COMPLETED: 06/21/2002

(A) LINE NO.	(B) PLANT	(C) SUPPLIER	(D) DELIVERY LOCATION	(E) DELIVERY DATE	(F) TYPE OIL	(G) VOLUME (BBLs)	(H) INVOICE PRICE (\$/BBL)	(I) INVOICE AMOUNT (\$)	(J) DISCOUNT (\$)	(K) NET AMOUNT (\$)	(L) NET PRICE (\$/BBL)	(M) QUALITY ADJUST. (\$/BBL)	(N) EFFECTIVE PUR PRICE (\$/BBL)	(O) TRANSP TO TERM (\$/BBL)	(P) ADDITIONAL TRANS CHGS (\$/BBL)	(Q) OTHER CHGS (\$/BBL)	(R) DELIVERED PRICE (\$/BBL)
1	MARTIN	EL PASO	PALM BEACH	04/15/200	F06	149432											23.6579
2	MANATEE	EL PASO	PORT MANATEE	04/03/200	F06	149145											23.7557
3	RIVIERA	EL PASO	RIVIERA	04/15/200	F06	25740											21.0460
4	TURKEY POINT	EL PASO	FISHER ISLAND	04/26/200	F06	147073											23.6969
5	PT. EVERGLADES	PETROBRAS	PORT EVERGLADES	04/16/200	F06	278592											17.0442
6	CAPE CANAVERAL	VITOL	PORT CANAVERAL	04/09/200	F06	150431											23.2165
7	CAPE CANAVERAL	VITOL	PORT CANAVERAL	04/16/200	F06	119692											23.4365
8	MARTIN	VITOL	PALM BEACH	04/17/200	F06	102644											23.4379
9	PT. EVERGLADES	VITOL	PORT EVERGLADES	04/01/200	F06	168253											22.6362
10	PT. EVERGLADES	VITOL	PORT EVERGLADES	04/29/200	F06	168847											23.1842
11	SANFORD	VITOL	JACKSONVILLE	04/13/200	F06	69351											24.2871
12	MARTIN	VPEM	PALM BEACH	04/17/200	F06	141609											23.7169
13	RIVIERA	VPEM	RIVIERA	04/20/200	F06	149808											23.4710
14	SANFORD	COLONIAL	JACKSONVILLE	04/04/200	F06	8091											25.0171
15	MARTIN	EL PASO	PALM BEACH	04/14/200	F06	117821											23.9209
16	MANATEE	EL PASO	PORT MANATEE	04/22/200	F06	117035											23.4557
17	RIVIERA	EL PASO	RIVIERA	04/30/200	F06	116566											23.8620
18	MANATEE	FAMM	PORT MANATEE	04/17/200	F06	313228											23.2847
19	MANATEE	GLENCORE	PORT MANATEE	04/20/200	F06	328349											22.4837
20	PT. EVERGLADES	GLENCORE	PORT EVERGLADES	04/09/200	F06	256818											24.6872
21	MANATEE	PETROBRAS	PORT MANATEE	04/29/200	F06	323173											22.2437
22	MANATEE	SEMPRA	PORT MANATEE	04/10/200	F06	321596											23.0857
23	CAPE CANAVERAL	VPEM	PORT CANAVERAL	04/28/200	F06	160291											23.1345
24	MANATEE	VPEM	PORT MANATEE	04/14/200	F06	230615											21.6020
25	SANFORD	VPEM	JACKSONVILLE	04/26/200	F06	45609											23.7371
26	MANATEE	COASTAL		04/18/200	FO2	177											33.1610
27	MANATEE	COASTAL		04/18/200	FO2	177											33.1610
28	TURKEY POINT	ROYAL		04/30/200	FO2	106	35.1100	3,722	0	3,722	35.1100	0.0000	35.1100	0.0000	0.0000	0.0000	35.1100
29	PT. EVERGLADES	AMERIGAS		04/11/200	PRO	8	42.2000	338	0	338	42.2000	0.0000	42.2000	0.0000	0.0000	0.0000	42.2000
30	RIVIERA	FERRELL GAS		04/19/200	PRO	3	37.7900	113	0	113	37.7900	0.0000	37.7900	0.0000	0.0000	0.0000	37.7900

MONTHLY REPORT OF COST AND QUALITY OF FUEL OIL FOR ELECTRIC PLANTS  
 DETAIL OF INVOICE AND TRANSPORTATION CHARGES

FPSC FORM NO. 423-1 (a)

1. REPORTING MONTH: APR YEAR: 2002  
 2. REPORTING COMPANY: FLORIDA POWER LIGHT COMPANY

3. NAME, TITLE, TELEPHONE NUMBER OF CONTACT PERSON CONCERNING DATA  
 SUBMITTED ON THIS FORM: RITA MCLELLAN, REGULATORY AFFAIRS, (305) 552 - 4069

4. SIGNATURE OF OFFICIAL SUBMITTING REPORT: *M. Kelly*

5. DATE COMPLETED: 06/21/2002

(A)	(B)	(C)	(D)	(E)	(F)	(G)	(H)	(I)	(J)	(K)	(L)	(M)	(N)	(O)	(P)	(Q)	(R)
LINE NO.	PLANT	SUPPLIER	DELIVERY LOCATION	DELIVERY DATE	TYPE OIL	VOLUME (BBLs)	INVOICE PRICE (\$/BBL)	INVOICE AMOUNT (\$)	DISCOUNT (\$)	NET AMOUNT (\$)	NET PRICE (\$/BBL)	QUALITY ADJUST. (\$/BBL)	EFFECTIVE PUR PRICE (\$/BBL)	TRANSP TO TERM (\$/BBL)	ADDITIONAL TRANS CHGS (\$/BBL)	OTHER CHGS (\$/BBL)	DELIVERED PRICE (\$/BBL)
31	RIVIERA	FERRELL GAS		04/26/200:	PRO	4	38.0300	152	0	152	38.0300	0.0000	38.0300	0.0000	0.0000	0.0000	38.0300
32	RIVIERA	FERRELLGAS		04/04/200:	PRO	6	38.6900	232	0	232	38.6900	0.0000	38.6900	0.0000	0.0000	0.0000	38.6900
33	RIVIERA	FERRELLGAS		04/10/200:	PRO	4	38.6000	154	0	154	38.6000	0.0000	38.6000	0.0000	0.0000	0.0000	38.6000
34	MARTIN	INDIANTOWN		04/23/200:	PRO	14	28.5600	400	0	400	28.5600	0.0000	28.5600	0.0000	0.0000	0.0000	28.5600
35	CAPE CANAVERAL	SUBURAN		04/02/200:	PRO	7	36.0500	252	0	252	36.0500	0.0000	36.0500	0.0000	0.0000	0.0000	36.0500
36	MANATEE	SUBURBAN		04/18/200:	PRO	11	39.2700	432	0	432	39.2700	0.0000	39.2700	0.0000	0.0000	0.0000	39.2700
37	MANATEE	SUBURBAN		04/03/200:	PRO	20	35.8400	717	0	717	35.8400	0.0000	35.8400	0.0000	0.0000	0.0000	35.8400
38	MANATEE	SUBURBAN		04/30/200:	PRO	27	39.2000	1,058	0	1,058	39.2000	0.0000	39.2000	0.0000	0.0000	0.0000	39.2000


FPSC FORM NO. 423-1(b)

MONTHLY REPORT OF COST AND QUALITY OF FUEL OIL FOR ELECTRIC PLANTS  
 REPORT OF ADJUSTMENTS TO PREVIOUS OIL DELIVERIES

1. REPORTING MONTH: APRIL                      YEAR: 2002

3. NAME, TITLE, & TELEPHONE NUMBER OF CONTACT PERSON CONCERNING DATA  
 SUBMITTED ON THIS FORM: RITA McLELLAN, REGULATORY AFFAIRS,

2. REPORTING COMPANY: FLORIDA POWER & LIGHT COMPANY

4. SIGNATURE OF OFFICIAL SUBMITTING REPORT: 

5. DATE COMPLETED: 6/15/2002

LINE NO.	MONTH REPORTED	FORM PLANT NAME	SUPPLIER	ORIGINAL LINE NUMBER	OLD VOLUME (BBLs)	FORM NO.	COLUMN DESIGNATOR & TITLE	OLD VALUE	NEW VALUE	NEW DELIVERED PRICE (\$/BBL)	REASON FOR REVISION
(A)	(B)	(C)	(D)	(E)	(F)	(G)	(H)	(I)	(J)	(K)	(L)
1	NONE										

MONTHLY REPORT OF COST AND QUALITY OF COAL FOR ELECTRIC PLANTS  
ORIGIN, TONNAGE, DELIVERED PRICE AND AS RECEIVED QUALITY


**EDITED COPY**

1. Report For Month/Yr: **April 2002**

4. Name, Title & Telephone Number of Contact Person Concerning Data Submitted on this Form: **Koren M. Dabiri (505-552-4910)**

2. Reporting Company: **Florida Power & Light**

5. Signature of Official Submitting Report:



3. Plant Name: **St. Johns River Power Park (SJRPP)**

6. Date Completed: **May 13, 2002**

Line No.	Supplier Name	Mine Location	Purchase Type	Transportation Mode	Tons	Effective Purchase Price (\$/Ton)	Total Trans Cost (\$/Ton)	FOB Plant Price (\$/Ton)	As Received Coal Quality			
									Sulfur Content (%)	Btu Content (%)	Ash Content (%)	Moisture Content (%)
(a)	(b)	(c)	(d)	(e)	(f)	(g)	(h)	(i)	(j)	(k)	(l)	(m)
1	Arch Coal Sales	08,KY,195	LTC	UR	7,660			43.11	1.12	12,522	11.44	5.79
2	Arch Coal Sales	13,KY,08	LTC	UR	3,756			43.05	1.40	12,335	9.29	8.26
3	Capex	,IM,	S	OC	9,784			11.25	6.02	13,767	0.33	9.21
4	Cerrejon Coal Corp.	45,IM,999	LTC	OC	29,423			34.43	0.54	11,797	7.82	10.98
5	Conoco Inc.	,LA,	LTC	OC	7,802			16.65	5.81	14,406	0.36	4.17
6	DTE Clover, LLC	08,KY,095	LTC	UR	18,025			39.23	1.44	12,319	10.38	7.27

MONTHLY REPORT OF COST AND QUALITY OF COAL FOR ELECTRIC PLANTS  
 DETAIL OF INVOICE PURCHASE PRICE

**EDITED COPY**

1. Report For Month/Yr: **April 2002**

4. Name, Title & Telephone Number of Contact Person Concerning Data Submitted on this Form: [Redacted]

2. Reporting Company: **Florida Power & Light**

5. Signature of Official Submitting Report:

*Ken Brookman*

3. Plant Name: **St. Johns River Power Park (SJRPP)**

6. Date Completed:

**May 13, 2002**

Line No.	Supplier Name	Mine Location	Purchase Type	Tons	FOB Mine Price (\$/Ton)	Short Haul & Loading Charge	Original Invoice Price (\$/Ton)	Retro-active Price Increases (\$/Ton)	Base Price (\$/Ton)	Quality Adjustments (\$/Ton)	Effective Purchase Price (\$/Ton)
(a)	(b)	(c)	(d)	(e)	(f)	(g)	(h)	(i)	(j)	(k)	(l)
1	Arch Coal Sales	08,KY,195	LTC	7,660		0.00		0.00		0.00	
2	Arch Coal Sales	13,KY,08	LTC	3,756		0.00		0.00		0.00	
3	Capex	,IM,	S	9,784		0.00		0.00		0.00	
4	Cerrejon Coal Corp.	45,IM,999	LTC	29,423		0.00		0.00		0.00	
5	Conoco Inc.	,LA,	LTC	7,802		0.00		0.00		0.00	
6	DTE Clover, LLC	08,KY,095	LTC	18,025		0.00		0.00		0.00	



MONTHLY REPORT OF COST AND QUALITY OF COAL FOR ELECTRIC PLANTS  
 DETAIL OF TRANSPORTATION CHARGES

**EDITED COPY**

1. Report For Month/Yr: **April 2002**

4. Name, Title & Telephone Number of Person Concerning Data Submitted (Print Name, Title, Telephone Number, and Office Address) (Form No. 49)

2. Reporting Company: **Florida Power & Light**

5. Signature of Official Submitting Report:

*Ken Brinkman*

3. Plant Name: **St. Johns River Power Park (SJRPP)**

6. Date Completed:

**May 13, 2002**

Line No.	Supplier Name	Mine Location	Shipping Point	Transportation Mode	Tons	Effective Purchase Price (\$/Ton)	Short Haul & Loading Charge (\$/Ton)	Rail Charges		Waterborne Charges				Total Transport Charges (\$/Ton)	FOB Plant Price (\$/Ton)	
								Rail Rate (\$/Ton)	Other Rail Charges (\$/Ton)	River Barge Rate (\$/Ton)	Trans-loading Rate (\$/Ton)	Ocean Barge Rate (\$/Ton)	Other Water Charges (\$/Ton)			Related Charges (\$/Ton)
(a)	(b)	(c)	(d)	(e)	(f)	(g)	(h)	(i)	(j)	(k)	(l)	(m)	(n)	(o)	(p)	(q)
1	Arch Coal Sales	08,KY,195	APEX MINE	UR	7,660		0.00		0.00	0.00	0.00	0.00	0.00	0.00		43.11
2	Arch Coal Sales	13,KY,08	HIGNITE MINE	UR	3,756		0.00		0.00	0.00	0.00	0.00	0.00	0.00		43.05
3	Capex	,IM,	CAPEX	OC	9,784		0.00		0.00	0.00	0.00	0.00	0.00	0.00		11.25
4	Carrejon Coal Corp.	45,IM,999	EL CERREJON	OC	29,423		0.00		0.00	0.00	0.00	0.00	0.00	0.00		34.43
5	Conoco Inc.	,LA,	CONOCO REFIN	OC	7,802		0.00		0.00	0.00	0.00	0.00	0.00	0.00		16.65
6	DTE Clover, LLC	08,KY,095	CLOVER DTE	UR	18,025		0.00		0.00	0.00	0.00	0.00	0.00	0.00		39.23

**MONTHLY REPORT OF COST AND QUALITY OF COAL FOR ELECTRIC PLANTS  
ORIGIN, TONNAGE, DELIVERED PRICE, AND AS RECEIVED QUALITY**

1. Reporting Month: **March** Year: **2002**  
 2. Reporting Company: **FLORIDA POWER & LIGHT COMPANY**  
 3. Plant Name: **R.W.SCHERER**

4. Name, Title & Telephone Number of Contact Person Concerning Data  
 Submitted on this Form: Michael E. Lamp, Business Manager  
 (478) 994-0022, ext. 3903.

5. Signature of Official Submitting Report: *Kenneth J. Brookway*

6. Date Completed: 01-Jul-02

Line No.	Supplier Name	Mine Location	Purchase Type	Transport Mode	Tons	Purchase Price (\$/Ton)	Effective Transport Charges (\$/Ton)	Total FOB Plant Price (\$/Ton)	Sulfur Content (%)	Btu Content (Btu/lb)	Ash Content (%)	Moisture Content (%)
(a)	(b)	(c)	(d)	(e)	(f)	(g)	(h)	(i)	(j)	(k)	(l)	(m)
(1)	AEI COAL SALES	08/KY/159	MTC	UR	11,892.00	50.087	13.21	63.297	0.63	12,706	7.10	7.53
(2)	TRITON COAL CO.	19/WY/005	S	UR	25,276.60	10.670	22.50	33.170	0.24	8,707	4.61	27.69
(3)	KENNECOTT ENERGY	19/WY/005	S	UR	88,407.24	5.350	22.51	27.860	0.28	8,838	5.5	25.90
(4)	BLUEGRASS	08/WV/059	MTC	UR	14,504.83	46.756	13.19	59.946	0.62	11,997	12.28	7.07
(5)	JACOBS RANCH	19/WY/005	S	UR	65,414.05	4.569	22.54	27.109	0.38	8,779	5.59	27.19

**MONTHLY REPORT OF COST AND QUALITY OF COAL FOR ELECTRIC PLANTS  
DETAILED PURCHASED COAL INVOICE INFORMATION**

1. Reporting Month: **March** Year: **2002**  
 2. Reporting Company: **FLORIDA POWER & LIGHT COMPANY**  
 3. Plant Name: **R.W.SCHERER**

4. Name, Title & Telephone Number of Contact Person Concerning Data  
 Submitted on this Form: Michael E. Lamp, Business Manager  
 (478) 994-0022, ext. 3903.

5. Signature of Official Submitting Report: *Kenneth J. Brockway*

6. Date Completed: 01-Jul-02

Line No.	Supplier Name	Mine Location	Purch. Type	Tons	FOB Mine Price (\$/Ton)	Shorthaul & Loading Charges (\$/Ton)	Original Invoice Price (\$/Ton)	Retroactive Price Increase (\$/Ton)	Base Price (\$/Ton)	Quality Adjustments (\$/Ton)	Effective Purchase Price (\$/Ton)
(a)	(b)	(c)	(d)	(e)	(f)	(g)	(h)	(i)	(j)	(k)	(l)
(1)	AEI COAL SALES	08/KY/159	MTC	11,892.00	46.770	-	46.770	-	46.770	3.317	50.087
(2)	TRITON COAL CO.	19/WY/005	S	25,276.60	9.876	-	9.876	-	9.876	0.794	10.670
(3)	KENNECOTT ENERGY	19/WY/005	S	88,407.24	5.329	-	5.329	-	5.329	0.021	5.350
(4)	BLUEGRASS	08/WV/059	MTC	14,504.83	46.770	-	46.770	-	46.770	(0.014)	46.756
(5)	JACOBS RANCH	19/WY/005	S	65,414.05	4.569	-	4.569	-	4.569	0.000	4.569

**MONTHLY REPORT OF COST AND QUALITY OF COAL FOR ELECTRIC PLANTS  
DETAILED TRANSPORTATION INVOICE INFORMATION**

1 Reporting Month: **March** Year: **2002**  
 2. Reporting Company: **FLORIDA POWER & LIGHT COMPANY**  
 3. Plant Name: **R.W.SCHERER**

4. Name, Title & Telephone Number of Contact Person Concerning Data  
 Submitted on this Form: Michael E. Lamp, Business Manager  
 (478) 994-0022, ext. 3903.

5. Signature of Official Submitting Report: *Dennis L. Brubaker*

6. Date Completed: 01-Jul-02

Line No.	Supplier Name	Mine Location	Shipping Point	Transport Mode	Tons	Effective Purchase Price (\$/Ton)	Additional Shorthaul & Loading Charges (\$/Ton)	Rail Charges		Waterborne Charges				Other Related Charges (\$/Ton)	Total Transportation Charges (\$/Ton)	FOB Plant Price (\$/Ton)
								Rail Rate (\$/Ton)	Other Rail Charges (\$/Ton)	River Barge Rate (\$/Ton)	Trans-loading Rate (\$/Ton)	Ocean Barge Rate (\$/Ton)	Other Water Charges (\$/Ton)			
(a)	(b)	(c)	(d)	(e)	(f)	(g)	(h)	(i)	(j)	(k)	(l)	(m)	(n)	(o)	(p)	(q)
(1)	AEI COAL SALES	08/KY/159	PONTIKI, KY.	UR	11,892.00	50.087	-	13.21	-	-	-	-	-	-	13.21	63.297
(2)	TRITON COAL CO.	19/WY/005	TRITON, WY.	UR	25,276.60	10.670	-	22.5	-	-	-	-	-	-	22.50	33.170
(3)	KENNECOTT ENERGY	19/WY/005	CONVERSE JCTN WY	UR	88,407.24	5.350	-	22.51	-	-	-	-	-	-	22.51	27.860
(4)	BLUEGRASS	08/WV/059	MARROWBONE, WV	UR	14,504.83	46.756	-	13.19	-	-	-	-	-	-	13.19	59.946
(5)	JACOBS RANCH	19/WY/005	JACOBS JCTN, WY.	UR	65,414.05	4.569	-	22.54	-	-	-	-	-	-	22.54	27.109

## CERTIFICATE OF SERVICE

I, **THE UNDERSIGNED COUNSEL, HEREBY CERTIFY** that copies of Florida Power & Light Company's forms 423-1, 423-1(a) edited, and 423-1(b) for the month of April 2002, copies of St. Johns River Power Park edited forms 423-2, 423-2(a), and 423-2(b) for the month of April 2002; and copies of Plant Scherer forms 423-2, 423-2(a), and 423-2(b) for the month of March 2002 have been served via first class mail, postage prepaid to the parties listed below, this 12<sup>th</sup> day of July, 2002

Wm. Cochran Keating, IV, Esq.  
Division of Legal Services  
Florida Public Service Commission  
2540 Shumard Oak Blvd.  
Tallahassee, Florida 32399-0850

Lee L. Willis, Esq.  
James D. Beasley, Esq.  
Ausley & McMullen  
Attorneys for TECO  
P.O. Box 391  
Tallahassee, Florida 32302

Robert Vandiver, Esq.  
Office of Public Counsel  
111 West Madison Street  
Room 812  
Tallahassee, Florida 32399

James A. McGee, Esq.  
Florida Power Corporation  
P.O. Box 14042  
St. Petersburg, Florida 33733

Norman H. Horton, Esq.  
Floyd R. Self, Esq.  
Messer, Caparello & Self  
Attorneys for FPUC  
215 South Monroe Street, Suite 701  
Tallahassee, Florida 32302-0551

Joseph A. McGlothlin, Esq.  
Vicki Gordon Kaufman, Esq.  
McWhirter, Reeves, McGlothlin,  
Davidson, et al.  
Attorneys for FIPUG  
117 South Gadsden Street  
Tallahassee, Florida 32301


John W. McWhirter, Jr., Esq.  
McWhirter, Reeves, McGlothlin,  
Davidson, et al.  
Attorneys for FIPUG  
P.O. Box 3350  
Tampa, Florida 33602

Jeffrey A. Stone, Esq.  
Russell A. Badders, Esq.  
Beggs & Lane  
Attorneys for Gulf Power  
P.O. Box 12950  
Pensacola, Florida 32576-2950

Mr. John T. English  
President & CEO  
Florida Public Utilities Co.  
P.O. Box 3395  
West Palm Beach, Florida 33402

Ms. Angela Llewellyn  
Regulatory Specialist  
Regulatory & Business Specialist  
Tampa Electric Co.  
P.O. Box 111  
Tampa, Florida 33601

Stephen C. Burgess, Esq.  
Office of Public Counsel  
111 West Madison Street  
Room 812  
Tallahassee, Florida 32399

  
\_\_\_\_\_  
R. Wade Litchfield