



Florida Power
A Progress Energy Company

JAMES A. MCGEE

October 1, 2002

Ms. Blanco S. Bayo, Director
Division of Records and Reporting
Florida Public Service Commission
2540 Shumard Oak Blvd.
Tallahassee, Florida 32399-0850

Re: Docket No. 020001-EI

Dear Ms. Bayo:

Enclosed for filing are ten (10) copies of Florida Power Corporation's FPSC 423 Forms for the month of July 2002. Forms 423-1A, 423-2, 423-2A, 423-2B, and 423-2C contained in this filing have been edited to delete certain confidential information. Florida Power's Request for Specified Confidential Treatment, which includes an unedited copy of the 423 Forms, has been submitted for filing this date under separate cover.

Please acknowledge your receipt and filing of the above on the enclosed copy of this letter and return same to me.

Very truly yours,

James A. McGee

JAM:scc
Enclosures
cc: Parties of record

DOCUMENT NUMBER DATE
10607 OCT-28
FPSC-CC... CLERK

CERTIFICATE OF SERVICE

Docket No. 020001-EI

I HEREBY CERTIFY that a true copy of Florida Power Corporation's FPSC 423 Forms for the month of July 2002 have been furnished to the following individuals by regular U.S. Mail this 1st day of October 2002.

John Butler
Steel Hector & Davis
200 S. Biscayne Blvd.
Suite 4000
Miami, FL 33131

Jeffrey A. Stone, Esquire
Russell A. Badders, Esquire
Beggs and Lane
P. O. Box 12950
Pensacola, FL 32576-2950

Lee L. Willis, Esquire
James D. Beasley, Esquire
Ausley & McMullen
P. O. Box 391
Tallahassee, FL 32302


Wm. Cochran Keating, IV
Florida Public Service Commission
2540 Shumard Oak Boulevard
Tallahassee, FL 32399-0850

Stephen C. Burgess, Esquire
Office of the Public Counsel
111 West Madison Street
Room 812
Tallahassee, FL 32399-1400

Joseph A. McGlothlin, Esquire
Vicki Gordon Kaufman, Esquire
McWhirter, Reeves, McGlothlin,
117 S. Gadsden Street
Tallahassee, FL 32301

John McWhirter, Jr.
McWhirter, Reeves, McGlothlin,
400 North Tampa Street
Suite 2450
Tampa, FL 33601

Norman Horton, Jr., Esquire
Messer, Caparello & Self
P. O. Box 1876
Tallahassee, FL 32302


Attorney

FPSC FORM 423-1

MONTHLY REPORT OF COST AND QUALITY OF FUEL FOR ELECTRIC PLANTS
ORIGIN, VOLUME, DELIVERED PRICE AND AS RECEIVED QUALITY

1 REPORTING MONTH 07/2002
2 REPORTING COMPANY FLORIDA POWER CORPORATION

3 NAME, TITLE TELEPHONE NUMBER OF CONTACT PERSON CONCERNING DATA

SUBMITTED ON THIS FORM JIMMY L. WILSON, PROJECT ANALYST (919) 546-2132

4 SIGNATURE OF OFFICIAL SUBMITTED REPORT

Pam Murphy
PAM MURPHY - DIRECTOR GAS & OIL TRADING

5 DATE COMPLETED 09/24/2002

LINE NO.	PLANT NAME	SUPPLIER NAME	SHIPPING POINT	PURCHASE TYPE	DELIVERY LOCATION	DELIVERY DATE	DELIVERY TYPE	SULFUR CONTENT (%)	BTU CONTENT (Btu/gal)	VOLUME (Bbls)	DELIVERED PRICE (\$/Bbl)
(a)	(b)	(c)	(d)	(e)	(f)	(g)	(h)	(i)	(j)	(k)	(l)
1	Anclote	BP AMOCO	BP Amoco Tampa, FL	MTC	FOB PLANT	7/2002	FO2	0.50	137,811	529	\$38.1633
2	Avon Park Peakers	BP AMOCO	BP Amoco Tampa, FL	MTC	FOB PLANT	7/2002	FO2	0.50	137,811	1,951	\$38.9062
3	Bartow Peakers	Central Oil	Central Oil Tampa, FL	MTC	FOB PLANT	7/2002	FO2	0.19	138,964	10,229	\$38.5401
4	Bartow Steam Plant	Atlantic Industrial Svcs, Inc	Atlantic Industrial, Ocala FL, FL	MTC	FOB TERMINAL	7/2002	FO6	0.25	148,000	3,298	\$19.2212
5	Bartow Steam Plant	RIO ENERGY INTERNATIONAL, INC	Rio Energy Intl, Inc Houston, TX	MTC	FOB TERMINAL	7/2002	FO6	1.44	157,752	465,322	\$23.1195
6	Bartow Steam Plant	RIO ENERGY INTERNATIONAL, INC.	Rio Energy Intl, Inc Houston, TX	MTC	FOB TERMINAL	7/2002	FO6	2.30	157,419	348,302	\$22.6955
7	Bayboro Peakers	Central Oil	Central Oil Tampa, FL	MTC	FOB PLANT	7/2002	FO2	0.19	138,964	11,062	\$37.6324
8	Crystal River	BP AMOCO	BP Amoco Tampa, FL	MTC	FOB PLANT	7/2002	FO2	0.54	137,811	11,708	\$38.9856
9	Crystal River	BP AMOCO	BP Amoco Tampa, FL	MTC	FOB PLANT	7/2002	FO2	0.50	137,811	2,491	\$39.1322
10	Debary Peakers	BP AMOCO	BP Amoco Taft, FL	MTC	FOB PLANT	7/2002	FO2	0.27	138,301	37,385	\$39.4035
11	Higgins Peakers	NO DELIVERIES									
12	Hines Energy Complex	NO DELIVERIES									
13	Intercession City Peakers	BP AMOCO	BP Amoco Tampa, FL	MTC	FOB PLANT	7/2002	FO2	0.19	138,464	14,851	\$38.0442
14	Rio Pinar Peakers	BP AMOCO	BP Amoco Taft, FL	MTC	FOB PLANT	7/2002	FO2	0.50	137,811	3,711	\$38.4117
15	Suwannee Peakers	BP AMOCO	BP Amoco Bainbridge, GA	MTC	FOB PLANT	7/2002	FO2	0.50	137,811	11,512	\$38.6105
16	Suwannee Steam Plant	Four Way Oil Company, Inc	Four Way Oil Co Cairo, GA	MTC	FOB PLANT	7/2002	FO6	0.92	155,192	2,096	\$15.3083
17	Suwannee Steam Plant	TEXPAR ENERGY, INC.	Texpar Energy, Bainbridge, GA	MTC	FOB PLANT	7/2002	FO6	1.25	156,705	69,552	\$26.9892
18	Suwannee Steam Plant	TEXPAR ENERGY, INC	Texpar Energy, Bainbridge, GA	MTC	FOB PLANT	7/2002	FO6	0.92	154,881	42,951	\$28.8650
19	Turner Peakers	BP AMOCO	BP Amoco Taft, FL	MTC	FOB PLANT	7/2002	FO2	0.50	137,811	13,059	\$38.3291

MONTHLY REPORT OF COST AND QUALITY OF FUEL FOR ELECTRIC PLANTS
ORIGIN, VOLUME, DELIVERED PRICE AND AS RECEIVED QUALITY

1 REPORTING MONTH 07/2002
2. REPORTING COMPANY FLORIDA POWER CORPORATION

3 NAME, TITLE TELEPHONE NUMBER OF CONTACT PERSON CONCERNING DATA

SUBMITTED ON THIS FORM JIMMY L. WILSON, PROJECT ANALYST (919) 546-2132

4 SIGNATURE OF OFFICIAL SUBMITTED REPORT

Pam Murphy
PAM MURPHY - DIRECTOR GAS & OIL TRADING

5. DATE COMPLETED 09/24/2002

LINE NO	PLANT NAME	SUPPLIER NAME	DELIVERY LOCATION	DELIVERY DATE	TYPE OIL	VOLUME (Bbl)	INVOICE PRICE	INVOICE AMOUNT	DISCOUNT	NET AMOUNT	NET PRICE	QUALITY ADJUST	EFFECTIVE PURCHASE PRICE	TRANSPORT TO TERMINAL	ADDITIONAL TRANSPORT	OTHER CHARGES	DELIVERED PRICE
							(\$/Bbl)	(\$)	(\$)	(\$)	(\$/Bbl)	(\$/Bbl)	(\$/Bbl)	(\$/Bbl)	(\$/Bbl)	(\$/Bbl)	(\$/Bbl)
(a)	(b)	(c)	(d)	(e)	(f)	(g)	(h)	(i)	(j)	(k)	(l)	(m)	(n)	(o)	(p)	(q)	(r)
1	Anclote	BP AMOCO	FOB PLANT	7/2002	FO2	529									\$0 00		\$38 16
2	Avon Park Peakers	BP AMOCO	FOB PLANT	7/2002	FO2	1,951									\$0 00		\$38 91
3	Bartow Peakers	Central Oil	FOB PLANT	7/2002	FO2	10,229									\$0 00		\$38 54
4	Bartow Steam Plant	Atlantic Industrial Svcs, Inc.	FOB TERMI	7/2002	FO6	3,298									\$0 00		\$19 22
5	Bartow Steam Plant	RIO ENERGY INTERNATIONAL	FOB TERMI	7/2002	FO6	465,322									\$0 00		\$23 12
6	Bartow Steam Plant	RIO ENERGY INTERNATIONAL	FOB TERMI	7/2002	FO6	348,302									\$0 00		\$22.70
7	Bayboro Peakers	Central Oil	FOB PLANT	7/2002	FO2	11,062									\$0 00		\$37 63
8	Crystal River	BP AMOCO	FOB PLANT	7/2002	FO2	11,708									\$0 00		\$38 99
9	Crystal River	BP AMOCO	FOB PLANT	7/2002	FO2	2,491									\$0 00		\$39 13
10	Debary Peakers	BP AMOCO	FOB PLANT	7/2002	FO2	37,385									\$0 00		\$39 40
11	Higgins Peakers	NO DELIVERIES															
12	Hines Energy Complex	NO DELIVERIES															
13	Intercession City Peakers	BP AMOCO	FOB PLANT	7/2002	FO2	14,851									\$0 00		\$38 04
14	Rio Pinar Peakers	BP AMOCO	FOB PLANT	7/2002	FO2	3,711									\$0 00		\$38 41
15	Suwannee Peakers	BP AMOCO	FOB PLANT	7/2002	FO2	11,512									\$0 00		\$38 61
16	Suwannee Steam Plant	Four Way Oil Company, Inc	FOB PLANT	7/2002	FO6	2,096									\$0 00		\$15 31
17	Suwannee Steam Plant	TEXPAR ENERGY, INC	FOB PLANT	7/2002	FO6	69,552									\$0 00		\$26 99
18	Suwannee Steam Plant	TEXPAR ENERGY, INC	FOB PLANT	7/2002	FO6	42,951									\$0 00		\$28 87
19	Turner Peakers	BP AMOCO	FOB PLANT	7/2002	FO2	13,059									\$0 00		\$38 33

**MONTHLY REPORT OF COST AND QUALITY OF COAL FOR ELECTRIC PLANTS
ORIGIN, TONNAGE, DELIVERED PRICE AND AS RECEIVED QUALITY**


1. Report for: Mo. July 2002

2. Reporting Company: Florida Power Corporation

3. Plant Name: Transfer Facility - IMT

4. Name, Title and Telephone Number of Contact
Person Concerning Data Submitted on this Form
Delmar J. Clark Jr., Business Analyst
(727) 824-6616

5. Signature of Official Submitting Report


Delmar J. Clark Jr., Lead Business Financial Analyst

6. Date Completed: September 16, 2002

Line No.	Supplier Name	Mine Location	Purchase Type	Transportation Mode	Tons	Effective Purchase Price (\$/Ton)	Total Transportation Cost (\$/Ton)	F.O.B. Plant Price (\$/Ton)	As Received Coal Quality			
									Percent Sulfur (%)	Btu Content (Btu/lb)	Percent Ash (%)	Percent Moisture (%)
(a)	(b)	(c)	(d)	(e)	(f)	(g)	(h)	(i)	(j)	(k)	(l)	(m)
1	Guasare Coal Sales Corp.	08 , IM , 999	MTC	GB	52,021			\$64.26	0.73	12,856	5.83	7.72
2	Black Hawk Synfuel, LLC	08 , Wv , 39	S	B	3,534			\$66.07	0.66	12,135	12.12	7.35
3	Black Hawk Synfuel, LLC	08 , Wv , 39	S	B	5,296			\$62.82	0.66	12,198	11.83	7.26
4	Black Hawk Synfuel, LLC	08 , Wv , 39	MTC	B	41,563			\$55.32	0.65	12,245	12.04	6.62
5	Kanawha River Terminal	08 , Wv , 39	STC	B	56,125			\$49.46	0.67	12,284	11.69	6.84
6	Marmet Synfuel, LLC	08 , Wv , 39	STC	B	26,127			\$61.07	0.68	13,280	6.38	6.60

**MONTHLY REPORT OF COST AND QUALITY OF COAL FOR ELECTRIC PLANTS
ORIGIN, TONNAGE, DELIVERED PRICE AND AS RECEIVED QUALITY**


1. Report for: Mo. July 2002

2. Reporting Company: Florida Power Corporation

3. Plant Name: Crystal River 1 & 2

4. Name, Title and Telephone Number of Contact Person Concerning Data Submitted on this Form
Delmar J. Clark Jr., Business Analyst
(727) 824-6616

5. Signature of Official Submitting Report


Delmar J. Clark Jr., Lead Business Financial Analyst

6. Date Completed: September 16, 2002


Line No.	Supplier Name	Mine Location	Purchase Type	Transportation Mode	Tons	Effective Purchase Price (\$/Ton)	Total Transportation Cost (\$/Ton)	F.O.B. Plant Price (\$/Ton)	As Received Coal Quality			
									Percent Sulfur (%)	Btu Content (Btu/lb)	Percent Ash (%)	Percent Moisture (%)
(a)	(b)	(c)	(d)	(e)	(f)	(g)	(h)	(i)	(j)	(k)	(l)	(m)
1	Consolidated Coal Sales	08 , Ky , 133	MTC	UR	94,522			\$55.95	1.10	12,862	7.62	6.72
2	Massey Coal Sales Company, Inc.	08 , Ky , 195	MTC	UR	56,810			\$55.95	0.98	12,678	8.35	6.66
3	Quaker Coal Company, Inc.	08 , Ky , 195	MTC	UR	66,946			\$55.45	1.11	12,607	10.36	5.57
4	Transfer Facility	N/A	N/A	OB	N/A			N/A	N/A	N/A	N/A	N/A

**MONTHLY REPORT OF COST AND QUALITY OF COAL FOR ELECTRIC PLANTS
ORIGIN, TONNAGE, DELIVERED PRICE AND AS RECEIVED QUALITY**

- 1. Report for: Mo. July 2002
- 2. Reporting Company: Florida Power Corporation
- 3. Plant Name: Crystal River 4 & 5

4. Name, Title and Telephone Number of Contact Person Concerning Data Submitted on this Form
Delmar J. Clark Jr., Business Analyst
(727) 824-6616

5. Signature of Official Submitting Report


Delmar J. Clark Jr., Lead Business Financial Analyst

6. Date Completed: September 16, 2002

Line No.	Supplier Name	Mine Location	Purchase Type	Transportation Mode	Tons	Effective Purchase Price (\$/Ton)	Total Transportation Cost (\$/Ton)	F.O.B. Plant Price (\$/Ton)	As Received Coal Quality			
									Percent Sulfur (%)	Btu Content (Btu/lb)	Percent Ash (%)	Percent Moisture (%)
(a)	(b)	(c)	(d)	(e)	(f)	(g)	(h)	(i)	(j)	(k)	(l)	(m)
1	Alliance Coal Sales Corp.	08 , Ky , 195	MTC	UR	19,520			\$57.71	0.66	12,655	8.18	7.06
2	Amvest Coal Sales, Inc.	08 , Wv , 67	MTC	UR	19,747			\$59.09	0.68	12,571	10.52	5.58
3	Massey Coal Sales Co., Inc.	08 , Wv , 45	LTC	UR	47,164			\$57.59	0.67	12,117	11.63	7.50
4	Quaker Coal Company, Inc.	08 , Ky , 195	LTC	UR	9,763			\$50.21	0.69	12,620	10.15	6.39
5	Transfer Facility	N/A	N/A	OB	195,416			\$63.24	0.70	12,336	9.22	8.71

**MONTHLY REPORT OF COST AND QUALITY OF COAL FOR ELECTRIC PLANTS
ORIGIN, TONNAGE, DELIVERED PRICE AND AS RECEIVED QUALITY**

1. Report for: Mo. July 2002

2. Reporting Company: Florida Power Corporation

3. Plant Name: Transfer Facility - IMT

4. Name, Title and Telephone Number of Contact Person Concerning Data Submitted on this Form
Delmar J. Clark Jr., Business Analyst
(727) 824-6616

5. Signature of Official Submitting Report

Delmar J. Clark Jr., Lead Business Financial Analyst

6. Date Completed: September 16, 2002

Line No.	Supplier Name	Mine Location	Purchase Type	Tons	F.O.B. Mine Price (\$/Ton)	Short Haul & Loading Charges (\$/Ton)	Original Invoice Price (\$/Ton)	Retro-active Price Inc(Dec) (\$/Ton)	Base Price (\$/Ton)	Quality Adjust-ments (\$/Ton)	Effective Purchase Price (\$/Ton)
(a)	(b)	(c)	(d)	(e)	(f)	(g)	(h)	(i)	(j)	(k)	(l)
1	Guasare Coal Sales Corp.	08 , IM , 999	MTC	52,021		\$0.00					
2	Black Hawk Synfuel, LLC	08 , Wv , 39	S	3,534		\$0.00					
3	Black Hawk Synfuel, LLC	08 , Wv , 39	S	5,296		\$0.00					
4	Black Hawk Synfuel, LLC	08 , Wv , 39	MTC	41,563		\$0.00					
5	Kanawha River Terminal	08 , Wv , 39	STC	56,125		\$0.00					
6	Marmet Synfuel, LLC	08 , Wv , 39	STC	26,127		\$0.00					

MONTHLY REPORT OF COST AND QUALITY OF COAL FOR ELECTRIC PLANTS
ORIGIN, TONNAGE, DELIVERED PRICE AND AS RECEIVED QUALITY

- 1. Report for: Mo. July 2002
- 2. Reporting Company: Florida Power Corporation
- 3. Plant Name: Crystal River 1 & 2

4. Name, Title and Telephone Number of Contact Person Concerning Data Submitted on this Form
Delmar J. Clark Jr., Business Analyst
(727) 824-6616

5. Signature of Official Submitting Report


Delmar J. Clark Jr., Lead Business Financial Analyst

6. Date Completed: September 16, 2002

Line No.	Supplier Name	Mine Location	Purchase Type	Tons	F.O.B. Mine Price (\$/Ton)	Short Haul & Loading Charges (\$/Ton)	Original Invoice Price (\$/Ton)	Retro-active Price Increases (\$/Ton)	Base Price (\$/Ton)	Quality Adjust-ments (\$/Ton)	Effective Purchase Price (\$/Ton)
(a)	(b)	(c)	(d)	(e)	(f)	(g)	(h)	(i)	(j)	(k)	(l)
1	Consolidated Coal Sales	08 , Ky , 133	MTC	94,522		\$0.00					
2	Massey Coal Sales Company, Inc.	08 , Ky , 195	MTC	56,810		\$0.00					
3	Quaker Coal Company, Inc.	08 , Ky , 195	MTC	66,946		\$0.00					
4	Transfer Facility	N/A	N/A	N/A		N/A					

**MONTHLY REPORT OF COST AND QUALITY OF COAL FOR ELECTRIC PLANTS
ORIGIN, TONNAGE, DELIVERED PRICE AND AS RECEIVED QUALITY**

- 1. Report for: Mo. July 2002
- 2. Reporting Company: Florida Power Corporation
- 3. Plant Name: Crystal River 4 & 5

4. Name, Title and Telephone Number of Contact Person Concerning Data Submitted on this Form
 Delmar J. Clark Jr., Business Analyst
 (727) 824-6616

5. Signature of Official Submitting Report

Delmar J. Clark Jr.
 Delmar J. Clark Jr., Lead Business Financial Analyst

6. Date Completed: September 16, 2002

Line No.	Supplier Name	Mine Location	Purchase Type	Tons	F.O.B. Mine Price (\$/Ton)	Short Haul & Loading Charges (\$/Ton)	Original Invoice Price (\$/Ton)	Retro-active Price Increases (\$/Ton)	Base Price (\$/Ton)	Quality Adjust-ments (\$/Ton)	Effective Purchase Price (\$/Ton)
(a)	(b)	(c)	(d)	(e)	(f)	(g)	(h)	(i)	(j)	(k)	(l)
1	Alliance Coal Sales Corp.	08 , Ky , 195	MTC	19,520		\$0.00					
2	Amvest Coal Sales, Inc.	08 , Wv , 67	MTC	19,747		\$0.00					
3	Massey Coal Sales Co., Inc.	08 , Wv , 45	LTC	47,164		\$0.00					
4	Quaker Coal Company, Inc.	08 , Ky , 195	LTC	9,763		\$0.00					
5	Transfer Facility	N/A	N/A	195,416		\$0.00					

**MONTHLY REPORT OF COST AND QUALITY OF COAL FOR ELECTRIC PLANTS
ORIGIN, TONNAGE, DELIVERED PRICE AND AS RECEIVED QUALITY**

- 1. Report for: Mo. July 2002
- 2. Reporting Company: Florida Power Corporation
- 3. Plant Name: Transfer Facility - IMT

4. Name, Title and Telephone Number of Contact Person Concerning Data Submitted on this Form
Delmar J. Clark Jr., Business Analyst
(727) 824-6616

5. Signature of Official Submitting Report

Delmar J. Clark Jr., Lead Business Financial Analyst

6. Date Completed: September 16, 2002


Line No.	Supplier Name	Mine Location	Shipping Point	Transportation Mode	Tons	Effective Purchase Price (\$/Ton)	Additional Shorthaul & Loading Charges (\$/Ton)	Rail Rate (\$/Ton)	Other Rail Charges (\$/Ton)	River Barge Rate (\$/Ton)	Trans-loading Rate (\$/Ton)	Ocean Barge Rate (\$/Ton)	Other Water Charges (\$/Ton)	Other Related Charges (\$/Ton)	Transportation Charges (\$/Ton)	F.O.B. Plant Price (\$/Ton)
(a)	(b)	(c)	(d)	(e)	(f)	(g)	(h)	(i)	(j)	(k)	(l)	(m)	(n)	(o)	(p)	(q)
1	Guasare Coal Sales Corp.	08 , IM , 999	Maracaibo, Vz	GB	52,021		N/A	N/A	N/A	N/A	N/A	N/A	N/A	N/A		\$64.26
2	Black Hawk Synfuel, LLC	08 , Wv , 39	Kanawha,Wv	B	3,534		N/A	N/A	N/A	N/A	N/A	N/A	N/A	N/A		\$66.07
3	Black Hawk Synfuel, LLC	08 , Wv , 39	Kanawha,Wv	B	5,296		N/A	N/A	N/A	N/A	N/A	N/A	N/A	N/A		\$62.82
4	Black Hawk Synfuel, LLC	08 , Wv , 39	Kanawha,Wv	B	41,563		N/A	N/A	N/A	N/A	N/A	N/A	N/A	N/A		\$55.32
5	Kanawha River Terminal	08 , Wv , 39	Kanawha,Wv	B	56,125		N/A	N/A	N/A	N/A	N/A	N/A	N/A	N/A		\$49.46
6	Marmet Synfuel, LLC	08 , Wv , 39	Kanawha,Wv	B	26,127		N/A	N/A	N/A	N/A	N/A	N/A	N/A	N/A		\$61.07

**MONTHLY REPORT OF COST AND QUALITY OF COAL FOR ELECTRIC PLANTS
ORIGIN, TONNAGE, DELIVERED PRICE AND AS RECEIVED QUALITY**

- 1. Report for: Mo. July 2002
- 2. Reporting Company: Florida Power Corporation
- 3. Plant Name: Crystal River 1 & 2

4. Name, Title and Telephone Number of Contact Person Concerning Data Submitted on this Form
 Delmar J. Clark Jr., Business Analyst
 (727) 824-6616

5. Signature of Official Submitting Report


 Delmar J. Clark Jr., Lead Business Financial Analyst

6. Date Completed: September 16, 2002

Line No.	Supplier Name	Mine Location	Shipping Point	Transportation Mode	Tons	Effective Purchase Price (\$/Ton)	Additional Shorthaul & Loading Charges (\$/Ton)	Rail Rate (\$/Ton)	Other Rail Charges (\$/Ton)	River Barge Rate (\$/Ton)	Trans-loading Rate (\$/Ton)	Ocean Barge Rate (\$/Ton)	Other Water Charges (\$/Ton)	Other Related Charges (\$/Ton)	Transportation Charges (\$/Ton)	F.O.B. Plant Price (\$/Ton)
(a)	(b)	(c)	(d)	(e)	(f)	(g)	(h)	(i)	(j)	(k)	(l)	(m)	(n)	(o)	(p)	(q)
1	Consolidated Coal Sales	08 , Ky , 133	Letcher, Ky	UR	94,522		N/A			N/A	N/A	N/A	\$0.00	\$0.00		\$55.95
2	Massey Coal Sales Company, Inc.	08 , Ky , 195	Pike, Ky	UR	56,810		N/A			N/A	N/A	N/A	\$0.00	\$0.00		\$55.95
3	Quaker Coal Company, Inc.	08 , Ky , 195	Pike, Ky	UR	66,946		N/A			N/A	N/A	N/A	\$0.00	\$0.00		\$55.45
4	Transfer Facility	N/A	Plaquemines Parrish, La	OB	N/A		N/A			N/A	N/A	N/A	\$0.00	\$0.00		N/A

**MONTHLY REPORT OF COST AND QUALITY OF COAL FOR ELECTRIC PLANTS
ORIGIN, TONNAGE, DELIVERED PRICE AND AS RECEIVED QUALITY**


1. Report for: Mo. July 2002

2. Reporting Company: Florida Power Corporation

3. Plant Name: Crystal River 4 & 5

4. Name, Title and Telephone Number of Contact Person Concerning Data Submitted on this Form
Delmar J. Clark Jr., Business Analyst
(727) 824-6616

5. Signature of Official Submitting Report


Delmar J. Clark Jr., Lead Business Financial Analyst

6. Date Completed: September 16, 2002


Line No.	Supplier Name	Mine Location	Shipping Point	Transportation Mode	Tons	Effective Purchase Price (\$/Ton)	Additional Shorthaul & Loading Charges (\$/Ton)	Rail Rate (\$/Ton)	Other Rail Charges (\$/Ton)	River Barge Rate (\$/Ton)	Trans-loading Rate (\$/Ton)	Ocean Barge Rate (\$/Ton)	Other Water Charges (\$/Ton)	Other Related Charges (\$/Ton)	Transportation Charges (\$/Ton)	F.O.B. Plant Price (\$/Ton)
(a)	(b)	(c)	(d)	(e)	(f)	(g)	(h)	(i)	(j)	(k)	(l)	(m)	(n)	(o)	(p)	(q)
1	Alliance Coal Sales Corp.	08 , Ky , 195	Pike, Ky	UR	19,520		N/A			N/A	N/A	N/A	\$0.00	\$0.00		\$57.71
2	Amvest Coal Sales, Inc.	08 , Wv , 67	Nicholas, Wv	UR	19,747		N/A			N/A	N/A	N/A	\$0.00	\$0.00		\$59.09
3	Massey Coal Sales Co., Inc.	08 , Wv , 45	Logan, Wv	UR	47,164		N/A			N/A	N/A	N/A	\$0.00	\$0.00		\$57.59
4	Quaker Coal Company, Inc.	08 , Ky , 195	Pike, Ky	UR	9,763		N/A			N/A	N/A	N/A	\$0.00	\$0.00		\$50.21
5	Transfer Facility	N/A	Plaquemines Parrish, La	OB	195,416		N/A			N/A	N/A	N/A	\$0.00	\$0.00		\$63.24

**MONTHLY REPORT OF COST AND QUALITY OF COAL FOR ELECTRIC PLANTS
REPORT OF ADJUSTMENTS TO PREVIOUS COAL DELIVERIES**

- 1. Report for: Mo. July 2002
- 2. Reporting Company: Florida Power Corporation
- 3. Plant Name: Transfer Facility - IMT

4. Name, Title and Telephone Number of Contact
Person Concerning Data Submitted on this Form
Delmar J. Clark Jr., Business Analyst
(727) 824-6616

5. Signature of Official Submitting Report


Delmar J. Clark Jr., Lead Business Financial Analyst

6. Date Completed: September 16, 2002

Line No.	Month Reported	Form Plant Name	Intended Generating Plant	Supplier	Original Line Number	Old Volume (tons)	Form No.	Column Title	Old Value	New Value	New F.O.B. Plant Price	Reason for Revision
(a)	(b)	(c)	(d)	(e)	(f)	(g)	(h)	(i)	(j)	(k)	(l)	(m)


===== NONE =====

**MONTHLY REPORT OF COST AND QUALITY OF COAL FOR ELECTRIC PLANTS
REPORT OF ADJUSTMENTS TO PREVIOUS COAL DELIVERIES**

- 1. Report for: Mo. July 2002
- 2. Reporting Company: Florida Power Corporation
- 3. Plant Name: Crystal River 1 & 2

4. Name, Title and Telephone Number of Contact Person Concerning Data Submitted on this Form
 Delmar J. Clark Jr., Business Analyst
 (727) 824-6616

5. Signature of Official Submitting Report


 Delmar J. Clark Jr., Lead Business Financial Analyst

6. Date Completed: September 16, 2002

Line No.	Month Reported	Form Plant Name	Intended Generating Plant	Supplier	Original Line Number	Old Volume (tons)	Form No.	Column Title	Old Value	New Value	New F.O.B. Plant Price	Reason for Revision
(a)	(b)	(c)	(d)	(e)	(f)	(g)	(h)	(i)	(j)	(k)	(l)	(m)

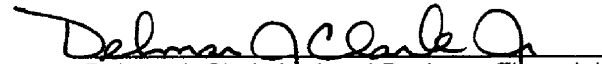
===== NONE =====

**MONTHLY REPORT OF COST AND QUALITY OF COAL FOR ELECTRIC PLANTS
REPORT OF ADJUSTMENTS TO PREVIOUS COAL DELIVERIES**

- 1. Report for: Mo. July 2002
- 2. Reporting Company: Florida Power Corporation
- 3. Plant Name: Crystal River 4 & 5

4. Name, Title and Telephone Number of Contact Person Concerning Data Submitted on this Form
 Delmar J. Clark Jr., Business Analyst
 (727) 824-6616

5. Signature of Official Submitting Report


 Delmar J. Clark Jr., Lead Business Financial Analyst

6. Date Completed: September 16, 2002

Line No.	Month Reported	Form Plant Name	Intended Generating Plant	Supplier	Original Line Number	Old Volume (tons)	Form No.	Column Title	Old Value	New Value	New F.O.B. Plant Price	Reason for Revision
(a)	(b)	(c)	(d)	(e)	(f)	(g)	(h)	(i)	(j)	(k)	(l)	(m)

===== NONE =====