



R. Wade Litchfield
 Senior Attorney
 Florida Authorized House Counsel
 Florida Power & Light Company
 700 Universe Boulevard
 Juno Beach, FL 33408-0420
 (561) 691-7135 (Facsimile)

ORIGINAL

Writer's Direct Dial:
 (561) 691-7101

October 11, 2002

VIA HAND DELIVERY

Ms. Blanca S. Bayó, Director
 Division of the Commission Clerk and
 Administrative Services
 Florida Public Service Commission
 Betty Easley Conference Center, Room 110
 2540 Shumard Oak Boulevard
 Tallahassee, Florida 32399-0850

RECEIVED-FPSC
 02 OCT 11 PM 1:50
 COMMISSION
 CLERK

Re: Docket No. 020001-EI - Monthly Fuel Filings

Dear Ms. Bayó:

Enclosed herewith for filing are the original and five (5) copies of the following monthly fuel reports for FPL:

- (a) FPSC Forms 423-1, 423-1(a), and 423-1(b) for Florida Power & Light Company for the month of July 2002;
- (b) FPSC Forms 423-2, 423-2(a), and 423-2(b) for St. Johns River Power Park (SJRPP) for the month of July 2002; and
- (c) FPSC Forms 423-2, 423-2(a), and 423-2(b) for Plant Scherer for the month of June 2002.

AUS _____
 CAF _____
 GMP _____
 COM _____
 GTR _____
 ECR _____
 GCL _____
 OPC _____
 MMS _____
 SEC _____
 OTH _____

FPL's Request for Confidential Classification of the information removed from FPL FPSC Form 423 1(a) and SJRPP FPSC Forms 423-2, 423-2(a), and 423-2(b) is being filed under separate cover. Should you have any questions regarding this filing, please contact me at (561) 691-7101.

Thank you for your attention to this matter, I remain,

Sincerely,

R. Wade Litchfield

RWL/ec
 Enclosures
 cc: Service List

RECEIVED & FILED

R. V. N.
 FPSC-BUREAU OF RECORDS

DOCUMENT NUMBER DATE

11060 OCT 11 8

FPSC-COMMISSION CLERK

ORIGINAL

Page 1 of 2

FPSC FORM NO. 423-1

MONTHLY REPORT OF COST AND QUALITY OF FUEL OIL FOR ELECTRIC PLANTS
ORIGIN, VOLUME, DELIVERED PRICE AND AS RECEIVED QUANTITY

DOCUMENT NUMBER-DATE

11060 OCT 11 08

1. REPORTING MONTH: JUL YEAR: 2002

3. NAME, TITLE TELEPHONE NUMBER OF CONTACT PERSON CONCERNING DATA
SUBMITTED ON THIS FORM: RITA MCLELLAN, REGULATORY AFFAIRS, (305) - 552- 4069

2. REPORTING COMPANY: FLORIDA POWER & LIGHT COMPANY

4. SIGNATURE OF OFFICIAL SUBMITTING REPORT: 

FPSC-COMMISSION CLERK

5. DATE COMPLETED: 09/16/2002


LINE NO	PLANT	SUPPLIER	SHIPPING POINT	PURCHASE TYPE	DELIVERY LOCATION	DELIVERY DATE	TYPE OIL	SULFUR (%)	BTU CONTENT (BTU / GAL)	VOLUME (BBLs)	PRICE (\$/BBL)
1	MARTIN	EL PASO	ST ROSE	MTC	PALM BEACH	07/09/2002	F06	0.98	153976	58959	23.7180
2	MARTIN	EL PASO	RIVER	MTC	PALM BEACH	07/31/2002	F06	1.00	154381	50993	23.2680
3	MANATEE	EL PASO	BAHAMAS	MTC	PORT MANATEE	07/02/2002	F06	0.98	152429	146540	22.0970
4	MANATEE	EL PASO	HFOTI	MTC	PORT MANATEE	07/12/2002	F06	0.95	150810	146755	23.5460
5	MANATEE	EL PASO	ST ROSE	MTC	PORT MANATEE	07/16/2002	F06	1.00	152167	117328	23.2680
6	PT. EVERGLADES	EL PASO	ST. ROSE	MTC	PORT EVERGLADES	07/23/2002	F06	1.00	153548	115933	23.6680
7	RIVIERA	EL PASO	ST ROSE	MTC	RIVIERA	07/09/2002	F06	0.98	153976	57230	23.7180
8	TURKEY POINT	EL PASO	HFOTI	MTC	FISHER ISLAND	07/22/2002	F06	0.95	146024	146672	22.4600
9	MANATEE	PETROBRAS	SANTOS, BRAZIL	MTC	PORT MANATEE	07/14/2002	F06	0.89	153071	139239	16.8000
10	PT. EVERGLADES	PETROBRAS	SANTOS, BRAZIL	MTC	PORT EVERGLADES	07/12/2002	F06	0.89	152476	161208	16.8000
11	MANATEE	VITOL	CANADA	MTC	PORT MANATEE	07/01/2002	F06	0.89	152619	202299	22.9820
12	MARTIN	VPEN	MARRERO	MTC	PALM BEACH	07/13/2002	F06	0.99	152881	145250	23.4090
13	MARTIN	VPEN	MARRERO	MTC	PALM BEACH	07/31/2002	F06	1.00	153119	143976	23.4090
14	MANATEE	ELPASO	NA-TRUCK DELIVERY	STC		07/19/2002	FO2	N/A	N/A	176	*
15	MANATEE	ELPASO	NA-TRUCK DELIVERY	STC		07/19/2002	FO2	N/A	N/A	177	*
16	PT. EVERGLADES	AMERIGAS	NA-TRUCK DELIVERY	STC		07/08/2002	PRO	N/A	N/A	16	39.7000
17	PT. EVERGLADES	AMERIGAS	NA-TRUCK DELIVERY	STC		07/23/2002	PRO	N/A	N/A	17	39.4700
18	TURKEY POINT	AMERIGAS	NA-TRUCK DELIVERY	STC		07/24/2002	PRO	N/A	N/A	6	40.3900
19	RIVIERA	FERRELL GAS	NA-TRUCK DELIVERY	STC		07/02/2002	PRO	N/A	N/A	2	36.2600
20	RIVIERA	FERRELL GAS	NA-TRUCK DELIVERY	STC		07/05/2002	PRO	N/A	N/A	2	36.2600
21	RIVIERA	FERRELL GAS	NA-TRUCK DELIVERY	STC		07/10/2002	PRO	N/A	N/A	3	35.8500
22	RIVIERA	FERRELL GAS	NA-TRUCK DELIVERY	STC		07/15/2002	PRO	N/A	N/A	3	36.8100
23	RIVIERA	FERRELL GAS	NA-TRUCK DELIVERY	STC		07/19/2002	PRO	N/A	N/A	4	36.1300
24	RIVIERA	FERRELL GAS	NA-TRUCK DELIVERY	STC		07/23/2002	PRO	N/A	N/A	2	36.1400
25	RIVIERA	FERRELL GAS	NA-TRUCK DELIVERY	STC		07/26/2002	PRO	N/A	N/A	2	36.3000
26	RIVIERA	FERRELL GAS	NA-TRUCK DELIVERY	STC		07/30/2002	PRO	N/A	N/A	3	36.3200
27	MARTIN	INDIANTOWN	NA-TRUCK DELIVERY	STC		07/07/2002	PRO	N/A	N/A	10	28.5600

MONTHLY REPORT OF COST AND QUALITY OF FUEL OIL FOR ELECTRIC PLANTS
ORIGIN, VOLUME, DELIVERED PRICE AND AS RECEIVED QUANTITY

1. REPORTING MONTH: JUL YEAR: 2002

2. REPORTING COMPANY: FLORIDA POWER & LIGHT COMPANY

3. NAME, TITLE TELEPHONE NUMBER OF CONTACT PERSON CONCERNING DATA
SUBMITTED ON THIS FORM: RITA MCLELLAN, REGULATORY AFFAIRS, (305) - 552- 4069

4. SIGNATURE OF OFFICIAL SUBMITTING REPORT: 

5. DATE COMPLETED: 09/16/2002

LINE NO	PLANT	SUPPLIER	SHIPPING POINT	PURCHASE TYPE	DELIVERY LOCATION	DELIVERY DATE	TYPE OIL	SULFUR (%)	BTU CONTENT (BTU / GAL)	VOLUME (BBLs)	PRICE (\$/BBL)
28	MARTIN	INDIANTOWN	NA-TRUCK DELIVERY	STC		07/30/2002	PRO	N/A	N/A	12	28.5600
29	CAPE CANAVERAL	SUBURAN	NA-TRUCK DELIVERY	STC		07/02/2002	PRO	N/A	N/A	6	38.6100
30	MANATEE	SUBURBAN	NA-TRUCK DELIVERY	STC		07/11/2002	PRO	N/A	N/A	6	38.0200
31	MANATEE	SUBURBAN	NA-TRUCK DELIVERY	STC		07/18/2002	PRO	N/A	N/A	6	38.0100
32	SANFORD	SUBURBAN	NA-TRUCK DELIVERY	STC		07/09/2002	PRO	N/A	N/A	6	38.6200
33	MANATEE	SUBURBAN	NA-TRUCK DELIVERY	STC		07/05/2002	PRO	N/A	N/A	21	38.4600
34	MANATEE	SUBURBAN	NA-TRUCK DELIVERY	STC		07/25/2002	PRO	N/A	N/A	12	37.9100

EDITED COPY

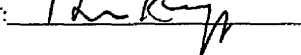
MONTHLY REPORT OF COST AND QUALITY OF FUEL OIL FOR ELECTRIC PLANTS
DETAIL OF INVOICE AND TRANSPORTATION CHARGES

FPSC FORM NO. 423-1 (a)

1. REPORTING MONTH: JUL YEAR: 2002

2. REPORTING COMPANY: FLORIDA POWER LIGHT COMPANY

3. NAME, TITLE TELEPHONE NUMBER OF CONTACT PERSON CONCERNING DATA
SUBMITTED ON THIS FORM: RITA MCLELLAN, REGULATORY AFFAIRS, (305) 552 - 4069

4. SIGNATURE OF OFFICIAL SUBMITTING REPORT: 

5. DATE COMPLETED: 09/16/2002

(A)	(B)	(C)	(D)	(E)	(F)	(G)	(H)	(I)	(J)	(K)	(L)	(M)	(N)	(O)	(P)	(Q)	(R)
LINE NO.	PLANT	SUPPLIER	DELIVERY LOCATION	DELIVERY DATE	TYPE OIL	VOLUME (BBL)	INVOICE PRICE (\$/BBL)	INVOICE AMOUNT (\$)	DISCOUNT (\$)	NET AMOUNT (\$)	NET PRICE (\$/BBL)	QUALITY ADJUST. (\$/BBL)	EFFECTIVE PUR PRICE (\$/BBL)	TRANSP TO TERM (\$/BBL)	ADDITIONAL TRANS CHGS (\$/BBL)	OTHER CHGS (\$/BBL)	DELIVERED PRICE (\$/BBL)
1	MARTIN	EL PASO	PALM BEACH	07/09/200:	F06	58959											24.1559
2	MARTIN	EL PASO	PALM BEACH	07/31/200:	F06	50993											23.7059
3	MANATEE	EL PASO	PORT MANATEE	07/02/200:	F06	146540											22.3327
4	MANATEE	EL PASO	PORT MANATEE	07/12/200:	F06	146755											23.7817
5	MANATEE	EL PASO	PORT MANATEE	07/16/200:	F06	117328											23.5037
6	PT. EVERGLADES	EL PASO	PORT EVERGLADES	07/23/200:	F06	115933											23.9122
7	RIVIERA	EL PASO	RIVIERA	07/09/200:	F06	57230											23.9100
8	TURKEY POINT	EL PASO	FISHER ISLAND	07/22/200:	F06	146672											23.2429
9	MANATEE	PETROBRAS	PORT MANATEE	07/14/200:	F06	139239											17.0357
10	PT. EVERGLADES	PETROBRAS	PORT EVERGLADES	07/12/200:	F06	161208											17.0442
11	MANATEE	VITOL	PORT MANATEE	07/01/200:	F06	202299											23.2177
12	MARTIN	VPEM	PALM BEACH	07/13/200:	F06	145250											23.8469
13	MARTIN	VPEM	PALM BEACH	07/31/200:	F06	143976											23.8469
14	MANATEE	ELPASO		07/19/200:	FO2	176											34.1500
15	MANATEE	ELPASO		07/19/200:	FO2	177											34.1500
16	PT. EVERGLADES	AMERIGAS		07/08/200:	PRO	16	39.7000	635	0	635	39.7000	0.0000	39.7000	0.0000	0.0000	0.0000	39.7000
17	PT. EVERGLADES	AMERIGAS		07/23/200:	PRO	17	39.4700	671	0	671	39.4700	0.0000	39.4700	0.0000	0.0000	0.0000	39.4700
18	TURKEY POINT	AMERIGAS		07/24/200:	PRO	6	40.3900	242	0	242	40.3900	0.0000	40.3900	0.0000	0.0000	0.0000	40.3900
19	RIVIERA	FERRELL GAS		07/02/200:	PRO	2	36.2600	73	0	73	36.2600	0.0000	36.2600	0.0000	0.0000	0.0000	36.2600
20	RIVIERA	FERRELL GAS		07/05/200:	PRO	2	36.2600	73	0	73	36.2600	0.0000	36.2600	0.0000	0.0000	0.0000	36.2600
21	RIVIERA	FERRELL GAS		07/10/200:	PRO	3	35.8500	108	0	108	35.8500	0.0000	35.8500	0.0000	0.0000	0.0000	35.8500
22	RIVIERA	FERRELL GAS		07/15/200:	PRO	3	36.8100	110	0	110	36.8100	0.0000	36.8100	0.0000	0.0000	0.0000	36.8100
23	RIVIERA	FERRELL GAS		07/19/200:	PRO	4	36.1300	145	0	145	36.1300	0.0000	36.1300	0.0000	0.0000	0.0000	36.1300
24	RIVIERA	FERRELL GAS		07/23/200:	PRO	2	36.1400	72	0	72	36.1400	0.0000	36.1400	0.0000	0.0000	0.0000	36.1400
25	RIVIERA	FERRELL GAS		07/26/200:	PRO	2	36.3000	73	0	73	36.3000	0.0000	36.3000	0.0000	0.0000	0.0000	36.3000
26	RIVIERA	FERRELL GAS		07/30/200:	PRO	3	36.3200	109	0	109	36.3200	0.0000	36.3200	0.0000	0.0000	0.0000	36.3200
27	MARTIN	INDIANTOWN		07/07/200:	PRO	10	28.5600	286	0	286	28.5600	0.0000	28.5600	0.0000	0.0000	0.0000	28.5600
28	MARTIN	INDIANTOWN		07/30/200:	PRO	12	28.5600	343	0	343	28.5600	0.0000	28.5600	0.0000	0.0000	0.0000	28.5600
29	CAPE CANAVERAL	SUBURAN		07/02/200:	PRO	6	38.6100	232	0	232	38.6100	0.0000	38.6100	0.0000	0.0000	0.0000	38.6100
30	MANATEE	SUBURBAN		07/11/200:	PRO	6	38.0200	228	0	228	38.0200	0.0000	38.0200	0.0000	0.0000	0.0000	38.0200

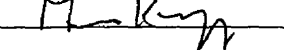
MONTHLY REPORT OF COST AND QUALITY OF FUEL OIL FOR ELECTRIC PLANTS
 DETAIL OF INVOICE AND TRANSPORTATION CHARGES

FPSC FORM NO. 423-1 (a)

1. REPORTING MONTH: JUL YEAR: 2002

2. REPORTING COMPANY: FLORIDA POWER LIGHT COMPANY

3. NAME, TITLE TELEPHONE NUMBER OF CONTACT PERSON CONCERNING DATA
 SUBMITTED ON THIS FORM: RITA MCLELLAN, REGULATORY AFFAIRS, (305) 552 - 4069

4. SIGNATURE OF OFFICIAL SUBMITTING REPORT: 

5. DATE COMPLETED: 09/16/2002

(A)	(B)	(C)	(D)	(E)	(F)	(G)	(H)	(I)	(J)	(K)	(L)	(M)	(N)	(O)	(P)	(Q)	(R)
LINE NO.	PLANT	SUPPLIER	DELIVERY LOCATION	DELIVERY DATE	TYPE OIL	VOLUME (BBLs)	INVOICE PRICE (\$/BBL)	INVOICE AMOUNT (\$)	DISCOUNT (\$)	NET AMOUNT (\$)	NET PRICE (\$/BBL)	QUALITY ADJUST. (\$/BBL)	EFFECTIVE PUR PRICE (\$/BBL)	TRANSP TO TERM (\$/BBL)	ADDITIONAL TRANS CHGS (\$/BBL)	OTHER CHGS (\$/BBL)	DELIVERED PRICE (\$/BBL)
31	MANATEE	SUBURBAN		07/18/200:	PRO	6	38.0100	228	0	228	38.0100	0.0000	38.0100	0.0000	0.0000	0.0000	38.0100
32	SANFORD	SUBURBAN		07/09/200:	PRO	6	38.6200	232	0	232	38.6200	0.0000	38.6200	0.0000	0.0000	0.0000	38.6200
33	MANATEE	SUBURBAN		07/05/200:	PRO	21	38.4600	808	0	808	38.4600	0.0000	38.4600	0.0000	0.0000	0.0000	38.4600
34	MANATEE	SUBURBAN		07/25/200:	PRO	12	37.9100	455	0	455	37.9100	0.0000	37.9100	0.0000	0.0000	0.0000	37.9100

FPSC FORM NO. 423-1(b)

MONTHLY REPORT OF COST AND QUALITY OF FUEL OIL FOR ELECTRIC PLANTS
 REPORT OF ADJUSTMENTS TO PREVIOUS OIL DELIVERIES

1. REPORTING MONTH: JULY YEAR: 2002

 2. REPORTING COMPANY: FLORIDA POWER & LIGHT COMPANY

3. NAME, TITLE, & TELEPHONE NUMBER OF CONTACT PERSON CONCERNING DATA
 SUBMITTED ON THIS FORM: RITA McLELLAN, REGULATORY AFFAIRS,

4. SIGNATURE OF OFFICIAL SUBMITTING REPORT: 

5. DATE COMPLETED: 9/15/2002

LINE NO.	MONTH REPORTED	FORM PLANT NAME	SUPPLIER	ORIGINAL LINE NUMBER	OLD VOLUME (BBLs)	FORM NO.	COLUMN DESIGNATOR & TITLE	OLD VALUE	NEW VALUE	NEW DELIVERED PRICE (\$/BBL)	REASON FOR REVISION
(A)	(B)	(C)	(D)	(E)	(F)	(G)	(H)	(I)	(J)	(K)	(L)
1	NONE										

**MONTHLY REPORT OF COST AND QUALITY OF COAL FOR ELECTRIC PLANTS
ORIGIN, TONNAGE, DELIVERED PRICE AND AS RECEIVED QUALITY**

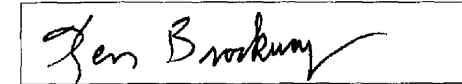
EDITED COPY

1. Report For Month/Yr: **July 2002**

4. Name, Title & Telephone Number of Contact Person Concerning Data Submitted on this Form: **More** **June 30** **2-49**

2. Reporting Company: **Florida Power & Light**

5. Signature of Official Submitting Report:



3. Plant Name: **St. Johns River Power Park (SJRPP)**

6. Date Completed:

August 7, 2002

Line No.	Supplier Name	Mine Location	Purchase Type	Transportation Mode	Tons	Effective Purchase Price (\$/Ton)	Total Trans Cost (\$/Ton)	FOB Plant Price (\$/Ton)	As Received Coal Quality			
									Sulfur Content (%)	Btu Content (%)	Ash Content (%)	Moisture Content (%)
(a)	(b)	(c)	(d)	(e)	(f)	(g)	(h)	(i)	(j)	(k)	(l)	(m)
1	Arch Coal Sales	08,KY,119	LTC	UR	7,617			43.09	1.47	12,561	8.95	7.20
2	Arch Coal Sales	08,KY,195	LTC	UR	7,597			43.30	1.11	12,429	9.86	7.57
3	Cerrejon Coal Corp.	45,IM,999	LTC	OC	23,471			35.84	0.56	11,816	7.30	11.05
4	DTE Clover, LLC	08,KY,095	LTC	UR	24,141			39.20	1.40	12,394	10.64	6.35

**MONTHLY REPORT OF COST AND QUALITY OF COAL FOR ELECTRIC PLANTS
DETAIL OF INVOICE PURCHASE PRICE**


EDITED COPY

1. Report For Month/Yr: **July 2002**

4. Name, Title & Telephone Number of Contact Person Concerning Data Submitted on this Form: **John M. ... (305) ...**

2. Reporting Company: **Florida Power & Light**

5. Signature of Official Submitting Report:



3. Plant Name: **St. Johns River Power Park (SJRPP)**

6. Date Completed: **August 7, 2002**

Line No.	Supplier Name	Mine Location	Purchase Type	Tons	FOB Mine Price (\$/Ton)	Short Haul & Loading Charge	Original Invoice Price (\$/Ton)	Retro-active Price Increases (\$/Ton)	Base Price (\$/Ton)	Quality Adjustments (\$/Ton)	Effective Purchase Price (\$/Ton)
(a)	(b)	(c)	(d)	(e)	(f)	(g)	(h)	(i)	(j)	(k)	(l)
1	Arch Coal Sales	08,KY,119	LTC	7,617		0.00		0.00		0.00	
2	Arch Coal Sales	08,KY,195	LTC	7,597		0.00		0.00		0.00	
3	Cerrejon Coal Corp.	45,IM,999	LTC	23,471		0.00		0.00		0.00	
4	DTE Clover, LLC	08,KY,095	LTC	24,141		0.00		0.00		0.00	

MONTHLY REPORT OF COST AND QUALITY OF COAL FOR ELECTRICITY
 DETAIL OF TRANSPORTATION CHARGES


EDITED COPY

1. Report For Month/Yr: **July 2002**

4. Name, Title & Telephone Number of Contact
 Person Concerning Data Submitted on this Form: **Korel M. Dubin (305-552-4910)**

2. Reporting Company: **Florida Power & Light**

5. Signature of Official Submitting Report:



3. Plant Name: **St. Johns River Power Park (SJRPP)**

6. Date Completed:

August 7, 2002

Line No.	Supplier Name	Mine Location	Shipping Point	Transportation Mode	Tons	Effective Purchase Price (\$/Ton)	Short Haul & Loading Charge (\$/Ton)	Rail Charges		Waterborne Charges				Total Transport Charges (\$/Ton)	FOB Plant Price (\$/Ton)	
								Rail Rate (\$/Ton)	Other Rail Charges (\$/Ton)	River Barge Rate (\$/Ton)	Trans-loading Rate (\$/Ton)	Ocean Barge Rate (\$/Ton)	Other Water Charges (\$/Ton)			Related Charges (\$/Ton)
(a)	(b)	(c)	(d)	(e)	(f)	(g)	(h)	(i)	(j)	(k)	(l)	(m)	(n)	(o)	(p)	(q)
1	Arch Coal Sales	08,KY,195	APEX MINE	UR	7,597		0.00	0.00	0.00	0.00	0.00	0.00	0.00	0.00		43.30
2	Arch Coal Sales	08,KY,119	KY MAY	UR	7,617		0.00	0.00	0.00	0.00	0.00	0.00	0.00	0.00		43.09
3	Cerrejon Coal Corp.	45,IM,999	EL CERREJON	OC	23,471		0.00	0.00	0.00	0.00	0.00	0.00	0.00	0.00		35.84
4	DTE Clover, LLC	08,KY,095	CLOVER DTE	UR	24,141		0.00	0.00	0.00	0.00	0.00	0.00	0.00	0.00		39.20

**MONTHLY REPORT OF COST AND QUALITY OF COAL FOR ELECTRIC PLANTS
ORIGIN, TONNAGE, DELIVERED PRICE, AND AS RECEIVED QUALITY**

1. Reporting Month: **June** Year: **2002** 4. Name, Title & Telephone Number of Contact Person Concerning Data Submitted on this Form: Michael E. Lamp, Business Manager (478) 994-0022, ext. 3903.

2. Reporting Company: **FLORIDA POWER & LIGHT COMPANY**

3. Plant Name: **R.W.SCHERER** 5. Signature of Official Submitting Report: *Kenneth Brakway*

6. Date Completed: **30-Aug-02**

<u>Line No.</u>	<u>Supplier Name</u>	<u>Mine Location</u>	<u>Purchase Type</u>	<u>Transport Mode</u>	<u>Tons</u>	<u>Purchase Price (\$/Ton)</u>	<u>Effective Transport Charges (\$/Ton)</u>	<u>Total FOB Plant Price (\$/Ton)</u>	<u>Sulfur Content (%)</u>	<u>Btu Content (Btu/lb)</u>	<u>Ash Content (%)</u>	<u>Moisture Content (%)</u>
(a)	(b)	(c)	(d)	(e)	(f)	(g)	(h)	(i)	(j)	(k)	(l)	(m)
(1)	AEI COAL SALES	08/KY/159	MTC	UR	16,643.20	49.999	13.25	63.249	0.63	12,712	7.22	7.40
(2)	TRITON COAL CO.	19/WY/005	S	UR	22,707.60	9.676	22.41	32.086	0.24	8,703	4.79	27.60
(3)	KENNECOTT ENERGY	19/WY/005	S	UR	61,382.82	5.357	22.40	27.757	0.25	8,850	5.19	26.16
(4)	BLUEGRASS	08/WV/059	MTC	UR	26,352.98	45.789	13.22	59.009	0.66	11,871	12.79	7.16
(5)	JACOBS RANCH	19/WY/005	S	UR	71,079.89	4.612	22.44	27.052	0.45	8,742	5.50	27.48

**MONTHLY REPORT OF COST AND QUALITY OF COAL FOR ELECTRIC PLANTS
DETAILED PURCHASED COAL INVOICE INFORMATION**

1. Reporting Month: **June** Year: **2002**
 2. Reporting Company: **FLORIDA POWER & LIGHT COMPANY**
 3. Plant Name: **R.W.SCHERER**

4. Name, Title & Telephone Number of Contact Person Concerning Data Submitted on this Form: Michael E. Lamp, Business Manager (478) 994-0022, ext. 3903.

5. Signature of Official Submitting Report: 


6. Date Completed: 30-Aug-02

<u>Line No.</u>	<u>Supplier Name</u>	<u>Mine Location</u>	<u>Purch. Type</u>	<u>Tons</u>	<u>FOB Mine Price (\$/Ton)</u>	<u>Shorthaul & Loading Charges (\$/Ton)</u>	<u>Original Invoice Price (\$/Ton)</u>	<u>Retroactive Price Increase (\$/Ton)</u>	<u>Base Price (\$/Ton)</u>	<u>Quality Adjustments (\$/Ton)</u>	<u>Effective Purchase Price (\$/Ton)</u>
(a)	(b)	(c)	(d)	(e)	(f)	(g)	(h)	(i)	(j)	(k)	(l)
(1)	AEI COAL SALES	08/KY/159	MTC	16,643.20	46.770	-	46.770	-	46.770	3.229	49.999
(2)	TRITON COAL CO.	19/WY/005	S	22,707.60	8.763	-	8.763	-	8.763	0.913	9.676
(3)	KENNECOTT ENERGY	19/WY/005	S	61,382.82	5.329	-	5.329	-	5.329	0.028	5.357
(4)	BLUEGRASS	08/WV/059	MTC	26,352.98	46.396	-	46.396	-	46.396	(0.607)	45.789
(5)	JACOBS RANCH	19/WY/005	S	71,079.89	4.612	-	4.612	-	4.612	0.000	4.612

**MONTHLY REPORT OF COST AND QUALITY OF COAL FOR ELECTRIC PLANTS
DETAILED TRANSPORTATION INVOICE INFORMATION**

1. Reporting Month: **June** Year: **2002**
 2. Reporting Company: **FLORIDA POWER & LIGHT COMPANY**
 3. Plant Name: **R.W.SCHERER**

4. Name, Title & Telephone Number of Contact Person Concerning Data
 Submitted on this Form: Michael E. Lamp, Business Manager
 (478) 994-0022, ext. 3903.

5. Signature of Official Submitting Report: 
 6. Date Completed: 30-Aug-02

Line No.	Supplier Name	Mine Location	Shipping Point	Transport Mode	Tons	Effective Purchase Price (\$/Ton)	Additional Shorthaul & Loading Charges (\$/Ton)	Rail Charges		Waterborne Charges				Other Related Charges (\$/Ton)	Total Transportation Charges (\$/Ton)	FOB Plant Price (\$/Ton)
								Rail Rate (\$/Ton)	Other Rail Charges (\$/Ton)	River Barge Rate (\$/Ton)	Trans-loading Rate (\$/Ton)	Ocean Barge Rate (\$/Ton)	Other Water Charges (\$/Ton)			
(a)	(b)	(c)	(d)	(e)	(f)	(g)	(h)	(i)	(j)	(k)	(l)	(m)	(n)	(o)	(p)	(q)
(1)	AEI COAL SALES	08/KY/159	PONTIKI, KY.	UR	16,643.20	49.999	-	13.25	-	-	-	-	-	-	13.25	63.249
(2)	TRITON COAL CO.	19/WY/005	TRITON, WY.	UR	22,707.60	9.676	-	22.41	-	-	-	-	-	-	22.41	32.086
(3)	KENNECOTT ENERGY	19/WY/005	CONVERSE JCTN WY	UR	61,382.82	5.357	-	22.4	-	-	-	-	-	-	22.40	27.757
(4)	BLUEGRASS	08/WV/059	MARROWBONE, WV	UR	26,352.98	45.789	-	13.22	-	-	-	-	-	-	13.22	59.009
(5)	JACOBS RANCH	19/WY/005	JACOBS JCTN, WY	UR	71,079.89	4.612	-	22.44	-	-	-	-	-	-	22.44	27.052

CERTIFICATE OF SERVICE

I, **THE UNDERSIGNED COUNSEL, HEREBY CERTIFY** that copies of Florida Power & Light Company's forms 423-1, 423-1(a) edited, and 423-1(b) for the month of July 002, copies of St. Johns River Power Park edited forms 423-2, 423-2(a), and 423-2(b) for the month of July 2002; and copies of Plant Scherer forms 423-2, 423-2(a), and 423-2(b) for the month of June 2002 have been served via first class mail, postage prepaid to the parties listed below, this 11th day of October, 2002

Wm. Cochran Keating, IV, Esq.
Division of Legal Services
Florida Public Service Commission
2540 Shumard Oak Blvd.
Tallahassee, Florida 32399-0850

Lee L. Willis, Esq.
James D. Beasley, Esq.
Ausley & McMullen
Attorneys for TECO
P.O. Box 391
Tallahassee, Florida 32302

Robert Vandiver, Esq.
Jack Shreve, Esq.
Office of Public Counsel
111 West Madison Street
Room 812
Tallahassee, Florida 32399

James A. McGee, Esq.
Florida Power Corporation
P.O. Box 14042
St. Petersburg, Florida 33733

Norman H. Horton, Esq.
Floyd R. Self, Esq.
Messer, Caparello & Self
Attorneys for FPUC
P.O. Box 1876
Tallahassee, Florida 32302-1876

Joseph A. McGlothlin, Esq.
Vicki Gordon Kaufman, Esq.
McWhirter, Reeves, McGlothlin,
Davidson, et al.
Attorneys for FIPUG
117 South Gadsden Street
Tallahassee, Florida 32301


John W. McWhirter, Jr., Esq.
McWhirter, Reeves, McGlothlin,
Davidson, et al.
Attorneys for FIPUG
P.O. Box 3350
Tampa, Florida 33602

Jeffrey A. Stone, Esq.
Russell A. Badders, Esq.
Beggs & Lane
Attorneys for Gulf Power
P.O. Box 12950
Pensacola, Florida 32591-2950

Mr. George Bachman
Florida Public Utilities Co.
P.O. Box 3395
West Palm Beach, Florida 33402

Ms. Angela Llewellyn
Regulatory Specialist
Regulatory & Business Specialist
Tampa Electric Co.
P.O. Box 111
Tampa, Florida 33601

Susan D. Ritenour
Richard McMillan
Gulf Power Company
One Energy Place
Pensacola, FL 32520-0780



R. Wade Litchfield