



R. Wade Litchfield  
 Senior Attorney  
 Florida Authorized House Counsel  
 Florida Power & Light Company  
 700 Universe Boulevard  
 Juno Beach, FL 33408-0420  
 (561) 691-7135 (Facsimile)

ORIGINAL

Writer's Direct Dial:  
 (561) 691-7101

October 18, 2002

**VIA HAND DELIVERY**

Ms. Blanca S. Bayó, Director  
 Division of the Commission Clerk and  
 Administrative Services  
 Florida Public Service Commission  
 Betty Easley Conference Center, Room 110  
 2540 Shumard Oak Boulevard  
 Tallahassee, Florida 32399-0850

RECEIVED 1:50  
 OCT 18 PM 2:02  
 COMMISSION  
 CLERK

**Re: Docket No. 020001-EI – Revised Fuel Filings**

Dear Ms. Bayó:

Upon subsequent review of information previously submitted in Docket No. 020001-EI, FPL has discovered that purchases from a coal supplier to Plant Scherer were not accurately reported in the second quarter of 2002. Regarding "Supplier Name" Jacobs Ranch, the "Tons" reported were understated in the months of April & May (Lines No. 6 and 4, respectively, on all 423 Forms) and overstated in June (Line 5 on all 423 Forms). Therefore, enclosed herewith for filing are the original and five (5) copies of the following revised monthly fuel reports for FPL:

- (a) Revised FPSC Forms 423-2, 423-2(a), and 423-2(b) for Plant Scherer for the month of April 2002;
- (b) Revised FPSC Forms 423-2, 423-2(a), and 423-2(b) for Plant Scherer for the month of May 2002; and
- (c) Revised FPSC Forms 423-2, 423-2(a), and 423-2(b) for Plant Scherer for the month of June 2002.

AUS \_\_\_\_\_  
 CAF \_\_\_\_\_  
 CMP \_\_\_\_\_  
 COM 5  
 CTR \_\_\_\_\_  
 ECR \_\_\_\_\_  
 GCL \_\_\_\_\_  
 OPC \_\_\_\_\_  
 MMS \_\_\_\_\_  
 SEC 1  
 OTH \_\_\_\_\_

I apologize for any inconvenience. Should you have any questions regarding this filing, please contact me at (561) 691-7101. Thank you for your attention to this matter, I remain,

Sincerely,

R. Wade Litchfield

RWL/ec  
 Enclosures  
 cc: Service List

RECEIVED & FILED

R. J. N.  
 FPSC-BUREAU OF RECORDS 11354 OCT 18 02

DOCUMENT NUMBER-DATE

FPSC-COMMISSION CLERK

**MONTHLY REPORT OF COST AND QUALITY OF COAL FOR ELECTRIC PLANTS  
ORIGIN, TONNAGE, DELIVERED PRICE, AND AS RECEIVED QUALITY**

1. Reporting Month: **Revised April** Year: **2002**  
 2. Reporting Company: **FLORIDA POWER & LIGHT COMPANY**  
 3. Plant Name: **R.W.SCHERER**

4. Name, Title & Telephone Number of Contact Person Concerning Data  
 Submitted on this Form: Korel M. Dubin  
 (305) 552-4910  
 5. Signature of Official Submitting Report: *Kenneth Brockway*  
 6. Date Completed: 14-Oct-02

Line No.	Supplier Name	Mine Location	Purchase Type	Transport Mode	Tons	Purchase Price (\$/Ton)	Effective Transport Charges (\$/Ton)	Total FOB Plant Price (\$/Ton)	Sulfur Content (%)	Btu Content (Btu/lb)	Ash Content (%)	Moisture Content (%)
(a)	(b)	(c)	(d)	(e)	(f)	(g)	(h)	(i)	(j)	(k)	(l)	(m)
(1)	AEI COAL SALES	08/KY/159	MTC	UR	23,751.99	50.763	13.08	63.843	0.66	12,850	7.06	6.90
(2)	TRITON COAL CO.	19/WY/005	S	UR	11,288.60	10.595	22.43	33.025	0.22	8,676	4.97	27.72
(3)	KENNECOTT ENERGY	19/WY/005	S	UR	13,589.20	5.366	22.78	28.146	0.28	8,866	5.45	25.75
(4)	KENNECOTT ENERGY	19/WY/005	S	UR	115,651.74	5.160	22.38	27.540	0.28	8,844	5.56	25.91
(5)	BLUEGRASS	08/WV/059	MTC	UR	19,403.36	46.542	13.11	59.652	0.63	12,031	12.51	6.62
(6)	JACOBS RANCH	19/WY/005	S	UR	123,768.45	4.631	22.42	27.051	0.36	8,814	5.17	27.32

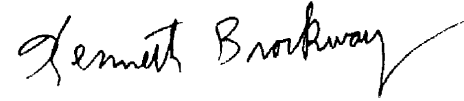
DOCUMENT NUMBER DATE  
**11354 OCT 18 02**  
 FPSC-COMMISSION CLERK

**MONTHLY REPORT OF COST AND QUALITY OF COAL FOR ELECTRIC PLANTS  
DETAILED PURCHASED COAL INVOICE INFORMATION**

1. Reporting Month: **Revised April** Year: **2002**  
 2. Reporting Company: **FLORIDA POWER & LIGHT COMPANY**  
 3. Plant Name: **R.W.SCHERER**

4. Name, Title & Telephone Number of Contact Person Concerning Data  
 Submitted on this Form: **Korel M. Dubin**  
 (305) 552-4910

5. Signature of Official Submitting Report:




6. Date Completed: 14-Oct-02

Line No.	Supplier Name	Mine Location	Purch. Type	Tons	FOB Mine Price (\$/Ton)	Shorthaul & Loading Charges (\$/Ton)	Original Invoice Price (\$/Ton)	Retroactive Price Increase (\$/Ton)	Base Price (\$/Ton)	Quality Adjustments (\$/Ton)	Effective Purchase Price (\$/Ton)
(a)	(b)	(c)	(d)	(e)	(f)	(g)	(h)	(i)	(j)	(k)	(l)
(1)	AEI COAL SALES	08/KY/159	MTC	23,751.99	46.770	-	46.770	-	46.770	3.993	50.763
(2)	TRITON COAL CO.	19/WY/005	S	11,288.60	9.876	-	9.876	-	9.876	0.719	10.595
(3)	KENNECOTT ENERGY	19/WY/005	S	13,589.20	5.329	-	5.329	-	5.329	0.037	5.366
(4)	KENNECOTT ENERGY	19/WY/005	S	115,651.74	5.136	-	5.136	-	5.136	0.024	5.160
(5)	BLUEGRASS	08/WV/059	MTC	19,403.36	46.396	-	46.396	-	46.396	0.146	46.542
(6)	JACOBS RANCH	19/WY/005	S	123,768.45	4.612	-	4.612	-	4.612	0.019	4.631

**MONTHLY REPORT OF COST AND QUALITY OF COAL FOR ELECTRIC PLANTS  
DETAILED TRANSPORTATION INVOICE INFORMATION**

1. Reporting Month: **Revised April** Year: **2002**  
 2. Reporting Company: **FLORIDA POWER & LIGHT COMPANY**  
 3. Plant Name: **R.W.SCHERER**

4. Name, Title & Telephone Number of Contact Person Concerning Data  
 Submitted on this Form: Korel M. Dubin  
 (305) 552-4910  
 5. Signature of Official Submitting Report:   
 6. Date Completed: 14-Oct-02

Line No.	Supplier Name	Mine Location	Shipping Point	Transport Mode	Tons	Effective Purchase Price (\$/Ton)	Additional Shorthaul & Loading Charges (\$/Ton)	Rail Charges		Waterborne Charges				Other Related Charges (\$/Ton)	Total Transportation Charges (\$/Ton)	FOB Plant Price (\$/Ton)
								Rail Rate (\$/Ton)	Other Rail Charges (\$/Ton)	River Barge Rate (\$/Ton)	Trans-loading Rate (\$/Ton)	Ocean Barge Rate (\$/Ton)	Other Water Charges (\$/Ton)			
(a)	(b)	(c)	(d)	(e)	(f)	(g)	(h)	(i)	(j)	(k)	(l)	(m)	(n)	(o)	(p)	(q)
(1)	AEI COAL SALES	08/KY/159	PONTIKI, KY.	UR	23,751.99	50.763	-	13.08	-	-	-	-	-	-	13.08	63.843
(2)	TRITON COAL CO.	19/WY/005	TRITON, WY	UR	11,288.60	10.595	-	22.43	-	-	-	-	-	-	22.43	33.025
(3)	KENNECOTT ENERGY	19/WY/005	CONVERSE JCTN WY	UR	13,589.20	5.366	-	22.78	-	-	-	-	-	-	22.78	28.146
(4)	KENNECOTT ENERGY	19/WY/005	CONVERSE JCTN WY	UR	115,651.74	5.160	-	22.38	-	-	-	-	-	-	22.38	27.540
(5)	BLUEGRASS	08/WV/059	MARROWBONE, WV	UR	19,403.36	46.542	-	13.11	-	-	-	-	-	-	13.11	59.652
(6)	JACOBS RANCH	19/WY/005	JACOBS JCTN, WY	UR	123,768.45	4.631	-	22.42	-	-	-	-	-	-	22.42	27.051

**MONTHLY REPORT OF COST AND QUALITY OF COAL FOR ELECTRIC PLANTS  
ORIGIN, TONNAGE, DELIVERED PRICE, AND AS RECEIVED QUALITY**

1. Reporting Month: **Revised May** Year: **2002**  
 2. Reporting Company: **FLORIDA POWER & LIGHT COMPANY**  
 3. Plant Name: **R.W.SCHERER**

4. Name, Title & Telephone Number of Contact Person Concerning Data  
 Submitted on this Form: Korel M. Dubin  
 (305) 552-4910

5. Signature of Official Submitting Report:



6. Date Completed: 14-Oct-02

Line No.	Supplier Name	Mine Location	Purchase Type	Transport Mode	Tons	Purchase Price (\$/Ton)	Effective Transport Charges (\$/Ton)	Total FOB Plant Price (\$/Ton)	Sulfur Content (%)	Btu Content (Btu/lb)	Ash Content (%)	Moisture Content (%)
(a)	(b)	(c)	(d)	(e)	(f)	(g)	(h)	(i)	(j)	(k)	(l)	(m)
(1)	AEI COAL SALES	08/KY/159	MTC	UR	14,430.11	49.989	13.17	63.159	0.62	12,685	7.16	7.63
(2)	KENNECOTT ENERGY	19/WY/005	S	UR	108,510.16	5.360	22.37	27.730	0.26	8,854	5.18	26.35
(3)	BLUEGRASS	08/WV/059	MTC	UR	16,920.29	45.958	13.16	59.118	0.63	11,907	12.77	7.08
(4)	JACOBS RANCH	19/WY/005	S	UR	167,189.43	4.533	22.34	26.873	0.41	8,731	5.31	27.82

**MONTHLY REPORT OF COST AND QUALITY OF COAL FOR ELECTRIC PLANTS  
DETAILED PURCHASED COAL INVOICE INFORMATION**

1. Reporting Month: **Revised May** Year: **2002**  
 2. Reporting Company: **FLORIDA POWER & LIGHT COMPANY**  
 3. Plant Name: **R.W.SCHERER**

4. Name, Title & Telephone Number of Contact Person Concerning Data  
 Submitted on this Form: Korel M. Dubin  
 (305) 552-4910  
 5. Signature of Official Submitting Report. *Kenneth Brookway*  
 6. Date Completed: 14-Oct-02

Line No.	Supplier Name	Mine Location	Purch. Type	Tons	FOB Mine Price (\$/Ton)	Shorthaul & Loading Charges (\$/Ton)	Original Invoice Price (\$/Ton)	Retroactive Price Increase (\$/Ton)	Base Price (\$/Ton)	Quality Adjustments (\$/Ton)	Effective Purchase Price (\$/Ton)
(a)	(b)	(c)	(d)	(e)	(f)	(g)	(h)	(i)	(j)	(k)	(l)
(1)	AEI COAL SALES	08/KY/159	MTC	14,430.11	46.770	-	46.770	-	46.770	3.219	49.989
(2)	KENNECOTT ENERGY	19/WY/005	S	108,510.16	5.329	-	5.329	-	5.329	0.031	5.360
(3)	BLUEGRASS	08/WV/059	MTC	16,920.29	46.396	-	46.396	-	46.396	(0.438)	45.958
(4)	JACOBS RANCH	19/WY/005	S	167,189.43	4.612	-	4.612	-	4.612	(0.079)	4.533

**MONTHLY REPORT OF COST AND QUALITY OF COAL FOR ELECTRIC PLANTS  
DETAILED TRANSPORTATION INVOICE INFORMATION**

1 Reporting Month: **Revised May** Year: **2002**  
 2 Reporting Company: **FLORIDA POWER & LIGHT COMPANY**  
 3 Plant Name: **R.W.SCHERER**

4 Name, Title & Telephone Number of Contact Person Concerning Data  
 Submitted on this Form: Korel M. Dubin  
 (305) 552-4910  
 5. Signature of Official Submitting Report:  
 6 Date Completed: 14-Oct-02



Line No. (a)	Supplier Name (b)	Mine Location (c)	Shipping Point (d)	Transport Mode (e)	Tons (f)	Effective Purchase Price (\$/Ton) (g)	Additional Shorthaul & Loading Charges (\$/Ton) (h)	Rail Charges		Waterborne Charges				Other Related Charges (\$/Ton) (o)	Total Transportation Charges (\$/Ton) (p)	FOB Plant Price (\$/Ton) (q)
								Rail Rate (\$/Ton) (i)	Other Rail Charges (\$/Ton) (j)	River Barge Rate (\$/Ton) (k)	Trans-loading Rate (\$/Ton) (l)	Ocean Barge Rate (\$/Ton) (m)	Other Water Charges (\$/Ton) (n)			
(1)	AEI COAL SALES	08/KY/159	PONTIKI, KY.	UR	14,430.11	49.989	-	13.17	-	-	-	-	-	-	13.17	63.159
(2)	KENNECOTT ENERGY	19/WY/005	CONVERSE JCTN WY	UR	108,510.16	5.360	-	22.37	-	-	-	-	-	-	22.37	27.730
(3)	BLUEGRASS	08/WV/059	MARROWBONE, WV	UR	16,920.29	45.958	-	13.16	-	-	-	-	-	-	13.16	59.118
(4)	JACOBS RANCH	19/WY/005	JACOBS JCTN, WY.	UR	167,189.43	4.533	-	22.34	-	-	-	-	-	-	22.34	26.873

**MONTHLY REPORT OF COST AND QUALITY OF COAL FOR ELECTRIC PLANTS  
ORIGIN, TONNAGE, DELIVERED PRICE, AND AS RECEIVED QUALITY**

- |                       |  |       |      |  |
|-----------------------|--|-------|------|--|
| 1. Reporting Month:   | <b>Revised June</b>                      | Year: | 2002 | 4. Name, Title & Telephone Number of Contact Person Concerning Data<br>Submitted on this Form: Korel M Dubin<br>(305) 552-4910 |
| 2. Reporting Company: | <b>FLORIDA POWER &amp; LIGHT COMPANY</b> |       |      | <i>Kenneth Brookway</i>  |
| 3. Plant Name:        | <b>R.W.SCHERER</b>                       |       |      |  |
| 6. Date Completed:    |  |       |      | 14-Oct-02  |

Line No.	Supplier Name	Mine Location	Purchase Type	Transport Mode	Tons	Purchase Price (\$/Ton)	Effective Transport Charges (\$/Ton)	Total FOB Plant Price (\$/Ton)	Sulfur Content (%)	Btu Content (Btu/lb)	Ash Content (%)	Moisture Content (%)
(a)	(b)	(c)	(d)	(e)	(f)	(g)	(h)	(i)	(j)	(k)	(l)	(m)
(1)	AEI COAL SALES	08/KY/159	MTC	UR	16,643.20	49.999	13.25	63.249	0.63	12,712	7.22	7.40
(2)	TRITON COAL CO.	19/WY/005	S	UR	22,707.60	9.676	22.41	32.086	0.24	8,703	4.79	27.60
(3)	KENNECOTT ENERGY	19/WY/005	S	UR	61,382.82	5.357	22.40	27.757	0.25	8,850	5.19	26.16
(4)	BLUEGRASS	08/WV/059	MTC	UR	26,352.98	45.789	13.22	59.009	0.66	11,871	12.79	7.16
(5)	JACOBS RANCH	19/WY/005	S	UR	58,009.94	4.612	22.44	27.052	0.45	8,742	5.50	27.48

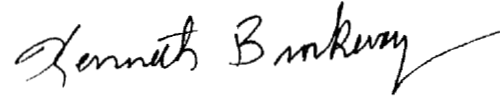


**MONTHLY REPORT OF COST AND QUALITY OF COAL FOR ELECTRIC PLANTS  
DETAILED PURCHASED COAL INVOICE INFORMATION**

1. Reporting Month: **Revised June** Year: **2002**  
 2. Reporting Company: **FLORIDA POWER & LIGHT COMPANY**  
 3. Plant Name: **R.W.SCHERER**

4. Name, Title & Telephone Number of Contact Person Concerning Data  
 Submitted on this Form: Korel M. Dubin  
 (305) 552-4910

5. Signature of Official Submitting Report:




6. Date Completed: 14-Oct-02

Line No.	Supplier Name	Mine Location	Purch. Type	Tons	FOB Mine Price (\$/Ton)	Shorthaul & Loading Charges (\$/Ton)	Original Invoice Price (\$/Ton)	Retroactive Price Increase (\$/Ton)	Base Price (\$/Ton)	Quality Adjustments (\$/Ton)	Effective Purchase Price (\$/Ton)
(a)	(b)	(c)	(d)	(e)	(f)	(g)	(h)	(i)	(j)	(k)	(l)
(1)	AEI COAL SALES	08/KY/159	MTC	16,643.20	46.770	-	46.770	-	46.770	3.229	49.999
(2)	TRITON COAL CO.	19/WY/005	S	22,707.60	8.763	-	8.763	-	8.763	0.913	9.676
(3)	KENNECOTT ENERGY	19/WY/005	S	61,382.82	5.329	-	5.329	-	5.329	0.028	5.357
(4)	BLUEGRASS	08/WV/059	MTC	26,352.98	46.396	-	46.396	-	46.396	(0.607)	45.789
(5)	JACOBS RANCH	19/WY/005	S	58,009.94	4.612	-	4.612	-	4.612	0.000	4.612

**MONTHLY REPORT OF COST AND QUALITY OF COAL FOR ELECTRIC PLANTS  
DETAILED TRANSPORTATION INVOICE INFORMATION**

1 Reporting Month: **Revised June** Year **2002**  
 2 Reporting Company: **FLORIDA POWER & LIGHT COMPANY**  
 3 Plant Name: **R.W.SCHERER**

4 Name, Title & Telephone Number of Contact Person Concerning Data  
 Submitted on this Form: **Korel M. Dubin**  
 (305) 552-4910  
 5. Signature of Official Submitting Report:   
 6. Date Completed: **14-Oct-02**

Line No.	Supplier Name	Mine Location	Shipping Point	Transport Mode	Tons	Effective Purchase Price (\$/Ton)	Additional Shorthaul & Loading Charges (\$/Ton)	Rail Charges		Waterborne Charges					Total Transportation Charges (\$/Ton)	FOB Plant Price (\$/Ton)
								Rail Rate (\$/Ton)	Other Rail Charges (\$/Ton)	River Barge Rate (\$/Ton)	Trans-loading Rate (\$/Ton)	Ocean Barge Rate (\$/Ton)	Other Water Charges (\$/Ton)	Other Related Charges (\$/Ton)		
(a)	(b)	(c)	(d)	(e)	(f)	(g)	(h)	(i)	(j)	(k)	(l)	(m)	(n)	(o)	(p)	(q)
(1)	AEI COAL SALES	08/KY/159	PONTIKI, KY.	UR	16,643.20	49.999	-	13.25	-	-	-	-	-	-	13.25	63.249
(2)	TRITON COAL CO	19/WY/005	TRITON, WY.	UR	22,707.60	9.676	-	22.41	-	-	-	-	-	-	22.41	32.086
(3)	KENNECOTT ENERGY	19/WY/005	CONVERSE JCTN WY	UR	61,382.82	5.357	-	22.4	-	-	-	-	-	-	22.40	27.757
(4)	BLUEGRASS	08/WV/059	MARROWBONE, WV	UR	26,352.98	45.789	-	13.22	-	-	-	-	-	-	13.22	59.009
(5)	JACOBS RANCH	19/WY/005	JACOBS JCTN, WY	UR	58,009.94	4.612	-	22.44	-	-	-	-	-	-	22.44	27.052