



R. Wade Litchfield
 Senior Attorney
 Florida Authorized House Counsel
 Florida Power & Light Company
 700 Universe Boulevard
 Juno Beach, FL 33408-0420
 (561) 691-7135 (Facsimile)

ORIGINAL

Writer's Direct Dial:
 (561) 691-7101

October 25, 2002

RECEIVED FPSC
 OCT 25 AM 11:13
 COMMISSION
 CLERK

VIA HAND DELIVERY

Ms. Blanca S. Bayó, Director
 Division of the Commission Clerk and
 Administrative Services
 Florida Public Service Commission
 Betty Easley Conference Center, Room 110
 2540 Shumard Oak Boulevard
 Tallahassee, Florida 32399-0850

Re: Docket No. 020001-EI – Monthly Fuel Filings

Dear Ms. Bayó:

Enclosed herewith for filing are the original and five (5) copies of the following monthly fuel reports for FPL:

- (a) FPSC Forms 423-1, 423-1(a), and 423-1(b) for Florida Power & Light Company for the month of August 2002;
- (b) FPSC Forms 423-2, 423-2(a), and 423-2(b) for St. Johns River Power Park (SJRPP) for the month of August 2002; and
- (c) FPSC Forms 423-2, 423-2(a), and 423-2(b) for Plant Scherer for the month of July 2002.

FPL's Request for Confidential Classification of the information removed from FPL FPSC Form 423 1(a) and SJRPP FPSC Forms 423-2, 423-2(a), and 423-2(b) is being filed under separate cover. Should you have any questions regarding this filing, please contact me at (561) 691-7101.

Thank you for your attention to this matter, I remain,

Sincerely,

R. Wade Litchfield

AUS _____
 CAF _____
 CMP _____
 COM 5 _____
 CTR _____
 ECR _____
 GCL _____
 OPC _____
 MMS _____
 SEC 1 _____
 OTH _____

RWL/ec
 Enclosures
 cc: Service List

RECEIVED & FILED

FPSC-BUREAU OF RECORDS 11708 OCT 25 02

DOCUMENT NUMBER-DATE

FPSC-COMMISSION CLERK

Doc/423 Fuel Filing/August 2002

MONTHLY REPORT OF COST AND QUALITY OF FUEL OIL FOR ELECTRIC PLANTS
ORIGIN, VOLUME, DELIVERED PRICE AND AS RECEIVED QUANTITY

FPSC FORM NO. 423-1

1. REPORTING MONTH: AUG YEAR: 2002

2. REPORTING COMPANY: FLORIDA POWER & LIGHT COMPANY

3. NAME, TITLE, TELEPHONE NUMBER OF CONTACT PERSON CONCERNING DATA
SUBMITTED ON THIS FORM: RITA MCLELLAN, REGULATORY AFFAIRS, (305) - 552- 40694. SIGNATURE OF OFFICIAL SUBMITTING REPORT: 

5. DATE COMPLETED: 10/15/2002

LINE NO	PLANT	SUPPLIER	SHIPPING POINT	PURCHASE TYPE	DELIVERY LOCATION	DELIVERY DATE	TYPE OIL	SULFUR (%)	BTU CONTENT (BTU / GAL)	VOLUME (BBL)	PRICE (\$/BBL)
1	MANATEE	EL PASO	ST ROSE	MTC	PORT MANATEE	08/11/2002	F06	0.95	153643	146756	25.9410
2	MANATEE	EL PASO	ST ROSE	MTC	PORT MANATEE	08/18/2002	F06	0.97	153667	133216	25.4490
3	MANATEE	EL PASO	ST ROSE	MTC	PORT MANATEE	08/24/2002	F06	0.90	152643	132977	25.4490
4	PT. EVERGLADES	EL PASO	HFOTI	MTC	PORT EVERGLADES	08/02/2002	F06	0.98	151857	117083	26.0410
5	PT. EVERGLADES	EL PASO	HFOTI	MTC	PORT EVERGLADES	08/20/2002	F06	0.93	149762	145960	25.3890
6	RIVIERA	EL PASO	RIVER	MTC	RIVIERA	08/01/2002	F06	1.00	154381	96498	23.2680
7	RIVIERA	EL PASO	HFOTI	MTC	RIVIERA	08/13/2002	F06	0.91	151333	116518	26.0910
8	RIVIERA	EL PASO	BAHAMAS	MTC	RIVIERA	08/29/2002	F06	1.10	151405	113501	25.9910
9	TURKEY POINT	EL PASO	ST ROSE	MTC	FISHER ISLAND	08/22/2002	F06	1.00	153429	116406	25.9910
10	PT. EVERGLADES	PETROBRAS	BAHAMAS	MTC	PORT EVERGLADES	08/15/2002	F06	0.92	154262	311442	16.8000
11	CAPE CANAVERAL	VITOL	BAHAMAS	MTC	PORT CANAVERAL	08/01/2002	F06	0.99	151976	108483	25.4610
12	CAPE CANAVERAL	VITOL	BAHAMAS	MTC	PORT CANAVERAL	08/20/2002	F06	0.99	154405	105488	25.3610
13	CAPE CANAVERAL	VITOL	BAHAMAS #22	MTC	PORT CANAVERAL	08/28/2002	F06	0.99	151024	180744	25.3610
14	MARTIN	VITOL	BAHAMAS	MTC	PALM BEACH	08/07/2002	F06	0.58	151929	125131	26.6310
15	PT. EVERGLADES	VITOL	BAHAMAS #21	MTC	PORT EVERGLADES	08/29/2002	F06	1.00	151405	159194	25.3610
16	SANFORD	VITOL	BAHAMAS	MTC	JACKSONVILLE	08/03/2002	F06	0.99	152524	63266	25.4610
17	SANFORD	VITOL	BAHAMAS	MTC	JACKSONVILLE	08/19/2002	F06	1.00	155905	62875	25.3610
18	TURKEY POINT	VITOL	BAHAMAS	MTC	FISHER ISLAND	08/13/2002	F06	1.00	154024	155352	25.3610
19	MARTIN	VPEN	ST ROSE	MTC	PALM BEACH	08/11/2002	F06	0.96	154786	122319	25.2630
20	MARTIN	VPEN	NOLA	MTC	PALM BEACH	08/21/2002	F06	1.00	154571	148311	25.2630
21	RIVIERA	VPEN	ST ROSE	MTC	RIVIERA	08/11/2002	F06	0.96	154786	19985	25.2630
22	MANATEE	EL PASO	BAHAMAS	S	PORT MANATEE	08/17/2002	F06	0.97	151857	106761	25.4490
23	MANATEE	GLENCORE	STATIA	S	PORT MANATEE	08/20/2002	F06	1.00	151714	299475	25.4750
24	MANATEE	GLENCORE	STATIA&BORCO	S	PORT MANATEE	08/31/2002	F06	0.96	153310	308525	25.8750
25	PT. EVERGLADES	AMERIGAS	NA-TRUCK DELIVERY	STC		08/09/2002	PRO	N/A	N/A	14	40.0400
26	PT. EVERGLADES	AMERIGAS	NA-TRUCK DELIVERY	STC		08/15/2002	PRO	N/A	N/A	16	40.5300
27	PT. EVERGLADES	AMERIGAS	NA-TRUCK DELIVERY	STC		08/20/2002	PRO	N/A	N/A	16	40.5300

MONTHLY REPORT OF COST AND QUALITY OF FUEL OIL FOR ELECTRIC PLANTS
ORIGIN, VOLUME, DELIVERED PRICE AND AS RECEIVED QUANTITY

1. REPORTING MONTH: AUG YEAR: 2002

2. REPORTING COMPANY: FLORIDA POWER & LIGHT COMPANY

3. NAME, TITLE, TELEPHONE NUMBER OF CONTACT PERSON CONCERNING DATA
SUBMITTED ON THIS FORM: RITA MCLELLAN, REGULATORY AFFAIRS, (305) - 552- 40694. SIGNATURE OF OFFICIAL SUBMITTING REPORT: 

5. DATE COMPLETED: 10/15/2002

LINE NO	PLANT	SUPPLIER	SHIPPING POINT	PURCHASE TYPE	DELIVERY LOCATION	DELIVERY DATE	TYPE OIL	SULFUR (%)	BTU CONTENT (BTU / GAL)	VOLUME (BBLs)	PRICE (\$/BBL)
28	TURKEY POINT	AMERIGAS	NA-TRUCK DELIVERY	STC		08/15/2002	PRO	N/A	N/A	7	41.6300
29	PT. EVERGLADES	FERRELL	NA-TRUCK DELIVERY	STC		08/29/2002	PRO	N/A	N/A	7	38.7100
30	RIVIERA	FERRELL GAS	NA-TRUCK DELIVERY	STC		08/02/2002	PRO	N/A	N/A	19	36.7200
31	RIVIERA	FERRELL GAS	NA-TRUCK DELIVERY	STC		08/06/2002	PRO	N/A	N/A	4	36.5100
32	RIVIERA	FERRELL GAS	NA-TRUCK DELIVERY	STC		08/09/2002	PRO	N/A	N/A	2	36.6300
33	RIVIERA	FERRELL GAS	NA-TRUCK DELIVERY	STC		08/13/2002	PRO	N/A	N/A	2	36.6300
34	RIVIERA	FERRELL GAS	NA-TRUCK DELIVERY	STC		08/16/2002	PRO	N/A	N/A	3	37.5100
35	RIVIERA	FERRELL GAS	NA-TRUCK DELIVERY	STC		08/20/2002	PRO	N/A	N/A	2	37.7500
36	RIVIERA	FERRELLGAS	NA-TRUCK DELIVERY	STC		08/23/2002	PRO	N/A	N/A	4	38.1500
37	RIVIERA	FERRELLGAS	NA-TRUCK DELIVERY	STC		08/27/2002	PRO	N/A	N/A	7	38.1500
38	RIVIERA	FERRELLGAS	NA-TRUCK DELIVERY	STC		08/30/2002	PRO	N/A	N/A	2	38.7500
39	SANFORD	SUBURBAN	NA-TRUCK DELIVERY	STC		08/30/2002	PRO	N/A	N/A	6	37.6100
40	MANATEE	SUBURBAN	NA-TRUCK DELIVERY	STC		08/07/2002	PRO	N/A	N/A	8	37.9600
41	CAPE CANAVERAL	SUBURBAN	NA-TRUCK DELIVERY	STC		08/20/2002	PRO	N/A	N/A	7	37.6500
42	MANATEE	SUBURBAN	NA-TRUCK DELIVERY	STC		08/02/2002	PRO	N/A	N/A	9	37.9900
43	MANATEE	SUBURBAN	NA-TRUCK DELIVERY	STC		08/14/2002	PRO	N/A	N/A	7	37.6000
44	MANATEE	SUBURBAN	NA-TRUCK DELIVERY	STC		08/22/2002	PRO	N/A	N/A	4	37.8900

DUPLICATED COPY

MONTHLY REPORT OF COST AND QUALITY OF FUEL OIL FOR ELECTRIC PLANTS
DETAIL OF INVOICE AND TRANSPORTATION CHARGES

FPSC FORM NO. 423-1 (a)

1. REPORTING MONTH: AUG YEAR: 2002

2. REPORTING COMPANY: FLORIDA POWER LIGHT COMPANY

3. NAME, TITLE TELEPHONE NUMBER OF CONTACT PERSON CONCERNING DATA
SUBMITTED ON THIS FORM: RITA MCLELLAN, REGULATORY AFFAIRS, (305) 552 - 4069

4. SIGNATURE OF OFFICIAL SUBMITTING REPORT: *Rita McLellan*

5. DATE COMPLETED: 10/15/2002

(A)	(B)	(C)	(D)	(E)	(F)	(G)	(H)	(I)	(J)	(K)	(L)	(M)	(N)	(O)	(P)	(Q)	(R)
LINE NO.	PLANT	SUPPLIER	DELIVERY LOCATION	DELIVERY DATE	TYPE OIL	VOLUME (BBL)	INVOICE PRICE (\$/BBL)	INVOICE AMOUNT (\$)	DISCOUNT (\$)	NET AMOUNT (\$)	NET PRICE (\$/BBL)	QUALITY ADJUST. (\$/BBL)	EFFECTIVE PUR PRICE (\$/BBL)	TRANSP TO TERM (\$/BBL)	ADDITIONAL TRANS CHGS (\$/BBL)	OTHER CHGS (\$/BBL)	DELIVERED PRICE (\$/BBL)
1	MANATEE	EL PASO	PORT MANATEE	08/11/2002	F06	146756											26.1767
2	MANATEE	EL PASO	PORT MANATEE	08/18/2002	F06	133216											25.6847
3	MANATEE	EL PASO	PORT MANATEE	08/24/2002	F06	132977											25.6847
4	PT. EVERGLADES	EL PASO	PORT EVERGLADES	08/02/2002	F06	117083											26.2852
5	PT. EVERGLADES	EL PASO	PORT EVERGLADES	08/20/2002	F06	145960											25.6332
6	RIVIERA	EL PASO	RIVIERA	08/01/2002	F06	96498											23.4600
7	RIVIERA	EL PASO	RIVIERA	08/13/2002	F06	116518											26.2830
8	RIVIERA	EL PASO	RIVIERA	08/29/2002	F06	113501											26.1830
9	TURKEY POINT	EL PASO	FISHER ISLAND	08/22/2002	F06	116406											26.7739
10	PT. EVERGLADES	PETROBRAS	PORT EVERGLADES	08/15/2002	F06	311442											17.0442
11	CAPE CANAVERAL	VITOL	PORT CANAVERAL	08/01/2002	F06	108483											26.0175
12	CAPE CANAVERAL	VITOL	PORT CANAVERAL	08/20/2002	F06	105488											25.9175
13	CAPE CANAVERAL	VITOL	PORT CANAVERAL	08/28/2002	F06	180744											25.9175
14	MARTIN	VITOL	PALM BEACH	08/07/2002	F06	125131											27.0689
15	PT. EVERGLADES	VITOL	PORT EVERGLADES	08/29/2002	F06	159194											25.6052
16	SANFORD	VITOL	JACKSONVILLE	08/03/2002	F06	63266											26.7281
17	SANFORD	VITOL	JACKSONVILLE	08/19/2002	F06	62875											26.6281
18	TURKEY POINT	VITOL	FISHER ISLAND	08/13/2002	F06	155352											26.1439
19	MARTIN	VPEM	PALM BEACH	08/11/2002	F06	122319											25.7009
20	MARTIN	VPEM	PALM BEACH	08/21/2002	F06	148311											25.7009
21	RIVIERA	VPEM	RIVIERA	08/11/2002	F06	19985											25.4550
22	MANATEE	EL PASO	PORT MANATEE	08/17/2002	F06	106761											25.6847
23	MANATEE	GLENCORE	PORT MANATEE	08/20/2002	F06	299475											25.7107
24	MANATEE	GLENCORE	PORT MANATEE	08/31/2002	F06	308525											26.1107
25	PT. EVERGLADES	AMERIGAS		08/09/2002	PRO	14	40.0400	561	0	561	40.0400	0.0000	40.0400	0.0000	0.0000	0.0000	40.0400
26	PT. EVERGLADES	AMERIGAS		08/15/2002	PRO	16	40.5300	648	0	648	40.5300	0.0000	40.5300	0.0000	0.0000	0.0000	40.5300
27	PT. EVERGLADES	AMERIGAS		08/20/2002	PRO	16	40.5300	648	0	648	40.5300	0.0000	40.5300	0.0000	0.0000	0.0000	40.5300
28	TURKEY POINT	AMERIGAS		08/15/2002	PRO	7	41.6300	291	0	291	41.6300	0.0000	41.6300	0.0000	0.0000	0.0000	41.6300
29	PT. EVERGLADES	FERRELL		08/29/2002	PRO	7	38.7100	271	0	271	38.7100	0.0000	38.7100	0.0000	0.0000	0.0000	38.7100
30	RIVIERA	FERRELL GAS		08/02/2002	PRO	19	36.7200	698	0	698	36.7200	0.0000	36.7200	0.0000	0.0000	0.0000	36.7200

MONTHLY REPORT OF COST AND QUALITY OF FUEL OIL FOR ELECTRIC PLANTS
 DETAIL OF INVOICE AND TRANSPORTATION CHARGES

FPSC FORM NO. 423-1 (a)

1. REPORTING MONTH: AUG YEAR: 2002

2. REPORTING COMPANY: FLORIDA POWER LIGHT COMPANY

3. NAME, TITLE TELEPHONE NUMBER OF CONTACT PERSON CONCERNING DATA
 SUBMITTED ON THIS FORM: RITA MCLELLAN, REGULATORY AFFAIRS, (305) 552 - 4069

4. SIGNATURE OF OFFICIAL SUBMITTING REPORT: *M. Key*

5. DATE COMPLETED: 10/15/2002

(A)	(B)	(C)	(D)	(E)	(F)	(G)	(H)	(I)	(J)	(K)	(L)	(M)	(N)	(O)	(P)	(Q)	(R)
LINE NO.	PLANT	SUPPLIER	DELIVERY LOCATION	DELIVERY DATE	TYPE OIL	VOLUME (BBLs)	INVOICE PRICE (\$/BBL)	INVOICE AMOUNT (\$)	DISCOUNT (\$)	NET AMOUNT (\$)	NET PRICE (\$/BBL)	QUALITY ADJUST. (\$/BBL)	EFFECTIVE PUR PRICE (\$/BBL)	TRANSP TO TERM (\$/BBL)	ADDITIONAL TRANS CHGS (\$/BBL)	OTHER CHGS (\$/BBL)	DELIVERED PRICE (\$/BBL)
31	RIVIERA	FERRELL GAS		08/06/2002	PRO	4	36.5100	146	0	146	36.5100	0.0000	36.5100	0.0000	0.0000	0.0000	36.5100
32	RIVIERA	FERRELL GAS		08/09/2002	PRO	2	36.6300	73	0	73	36.6300	0.0000	36.6300	0.0000	0.0000	0.0000	36.6300
33	RIVIERA	FERRELL GAS		08/13/2002	PRO	2	36.6300	73	0	73	36.6300	0.0000	36.6300	0.0000	0.0000	0.0000	36.6300
34	RIVIERA	FERRELL GAS		08/16/2002	PRO	3	37.5100	113	0	113	37.5100	0.0000	37.5100	0.0000	0.0000	0.0000	37.5100
35	RIVIERA	FERRELL GAS		08/20/2002	PRO	2	37.7500	76	0	76	37.7500	0.0000	37.7500	0.0000	0.0000	0.0000	37.7500
36	RIVIERA	FERRELL GAS		08/23/2002	PRO	4	38.1500	153	0	153	38.1500	0.0000	38.1500	0.0000	0.0000	0.0000	38.1500
37	RIVIERA	FERRELL GAS		08/27/2002	PRO	7	38.1500	267	0	267	38.1500	0.0000	38.1500	0.0000	0.0000	0.0000	38.1500
38	RIVIERA	FERRELL GAS		08/30/2002	PRO	2	38.7500	78	0	78	38.7500	0.0000	38.7500	0.0000	0.0000	0.0000	38.7500
39	SANFORD	SUBURBAN		08/30/2002	PRO	6	37.6100	226	0	226	37.6100	0.0000	37.6100	0.0000	0.0000	0.0000	37.6100
40	MANATEE	SUBURBAN		08/07/2002	PRO	8	37.9600	304	0	304	37.9600	0.0000	37.9600	0.0000	0.0000	0.0000	37.9600
41	CAPE CANAVERAL	SUBURBAN		08/20/2002	PRO	7	37.6500	264	0	264	37.6500	0.0000	37.6500	0.0000	0.0000	0.0000	37.6500
42	MANATEE	SUBURBAN		08/02/2002	PRO	9	37.9900	342	0	342	37.9900	0.0000	37.9900	0.0000	0.0000	0.0000	37.9900
43	MANATEE	SUBURBAN		08/14/2002	PRO	7	37.6000	263	0	263	37.6000	0.0000	37.6000	0.0000	0.0000	0.0000	37.6000
44	MANATEE	SUBURBAN		08/22/2002	PRO	4	37.8900	152	0	152	37.8900	0.0000	37.8900	0.0000	0.0000	0.0000	37.8900

FPSC FORM NO. 423-1(b)

MONTHLY REPORT OF COST AND QUALITY OF FUEL OIL FOR ELECTRIC PLANTS
 REPORT OF ADJUSTMENTS TO PREVIOUS OIL DELIVERIES

1. REPORTING MONTH: AUGUST YEAR: 2002

3. NAME, TITLE, & TELEPHONE NUMBER OF CONTACT PERSON CONCERNING DATA
 SUBMITTED ON THIS FORM: RITA McLELLAN, REGULATORY AFFAIRS,

2. REPORTING COMPANY: FLORIDA POWER & LIGHT COMPANY

4. SIGNATURE OF OFFICIAL SUBMITTING REPORT: 

5. DATE COMPLETED: 10/15/2002

LINE NO.	MONTH REPORTED	FORM PLANT NAME	SUPPLIER	ORIGINAL LINE NUMBER	OLD VOLUME (BBLs)	FORM NO.	COLUMN DESIGNATOR & TITLE	OLD VALUE	NEW VALUE	NEW DELIVERED PRICE (\$/BBL)	REASON FOR REVISION
(A)	(B)	(C)	(D)	(E)	(F)	(G)	(H)	(I)	(J)	(K)	(L)
1	NONE										

MONTHLY REPORT OF COST AND QUALITY OF COAL FOR ELECTRIC PLANTS
ORIGIN, TONNAGE, DELIVERED PRICE AND AS RECEIVED QUALITY

EDITED COPY

1. Report For Month/Yr: **August 2002**

4. Name, Title & Telephone Number of Contact
Person Concerning Data Submitted on this Form: **Robert W. Sullivan, 813-52-49**

2. Reporting Company: **Florida Power & Light**

5. Signature of Official Submitting Report:

Ken Brockway

3. Plant Name: **St. Johns River Power Park (SJRPP)**

6. Date Completed:

September 13, 2002

Line No.	Supplier Name	Mine Location	Purchase Type	Transportation Mode	Tons	Effective Purchase Price (\$/Ton)	Total Trans Cost (\$/Ton)	FOB Plant Price (\$/Ton)	As Received Coal Quality			
									Sulfur Content (%)	Btu Content (%)	Ash Content (%)	Moisture Content (%)
(a)	(b)	(c)	(d)	(e)	(f)	(g)	(h)	(i)	(j)	(k)	(l)	(m)
1	Arch Coal Sales	08,KY,119	LTC	UR	10,071			43.15	1.39	12,568	9.98	6.11
2	Arch Coal Sales	08,KY,195	LTC	UR	5,783			43.36	1.18	12,548	10.49	5.75
3	Cerrejon Coal Corp.	45,IM,999	LTC	OC	35,532			35.56	0.58	11,801	7.45	11.08
4	DTE Clover, LLC	08,KY,095	LTC	UR	22,131			39.22	1.40	12,392	10.52	6.58
5	Koch Carbon Inc.	,VENEZUEL	S	OC	11,379			13.31	4.22	14,420	0.45	6.12
6	TCP Petcoke Corporation	,IM,	S	OC	11,419			13.14	4.35	14,381	1.01	5.56
7	TCP Petcoke Corporation	,TX,	LTC	OC	6,726			14.98	6.91	14,348	0.15	5.95

**MONTHLY REPORT OF COST AND QUALITY OF COAL FOR ELECTRIC PLANTS
DETAIL OF INVOICE PURCHASE PRICE**

EDITED COPY

1. Report For Month/Yr: **August 2002**

4. Name, Title & Telephone Number of Contact Person Concerning Data Submitted on this Form:

2. Reporting Company: **Florida Power & Light**

5. Signature of Official Submitting Report:

Ken Brockway

3. Plant Name: **St. Johns River Power Park (SJRPP)**

6. Date Completed: **September 13, 2002**

Line No.	Supplier Name	Mine Location	Purchase Type	Tons	FOB Mine Price (\$/Ton)	Short Haul & Loading Charge	Original Invoice Price (\$/Ton)	Retro-active Price Increases (\$/Ton)	Base Price (\$/Ton)	Quality Adjustments (\$/Ton)	Effective Purchase Price (\$/Ton)
(a)	(b)	(c)	(d)	(e)	(f)	(g)	(h)	(i)	(j)	(k)	(l)
1	Arch Coal Sales	08,KY,119	LTC	10,071		0.00		0.00		0.00	
2	Arch Coal Sales	08,KY,195	LTC	5,783		0.00		0.00		0.00	
3	Cerrejon Coal Corp.	45,IM,999	LTC	35,532		0.00		0.00		0.00	
4	DTE Clover, LLC	08,KY,095	LTC	22,131		0.00		0.00		0.00	
5	Koch Carbon Inc.	,VENEZUEL	S	11,379		0.00		0.00		0.00	
6	TCP Petcoke Corporation	,IM,	S	11,419		0.00		0.00		0.00	
7	TCP Petcoke Corporation	,TX,	LTC	6,726		0.00		0.00		0.00	

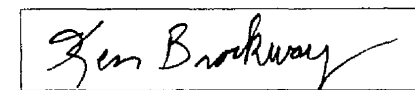
EDITED COPY

1. Report For Month/Yr: **August 2002**

4. Name, Title & Telephone Number of Contact
 Person Concerning Data Submitted on this Form: **Korel M. Dubin (305-552-4910)**

2. Reporting Company: **Florida Power & Light**

5. Signature of Official Submitting Report:




3. Plant Name: **St. Johns River Power Park (SJRPP)**

6. Date Completed: **September 13, 2002**

Line No.	Supplier Name	Mine Location	Shipping Point	Transportation Mode	Tons	Effective Purchase Price (\$/Ton)	Short Haul & Loading Charge (\$/Ton)	Rail Charges		Waterborne Charges				Total Transport Charges (\$/Ton)	FOB Plant Price (\$/Ton)	
								Rail Rate (\$/Ton)	Other Rail Charges (\$/Ton)	River Barge Rate (\$/Ton)	Trans-loading Rate (\$/Ton)	Ocean Barge Rate (\$/Ton)	Other Water Charges (\$/Ton)			Related Charges (\$/Ton)
(a)	(b)	(c)	(d)	(e)	(f)	(g)	(h)	(i)	(j)	(k)	(l)	(m)	(n)	(o)	(p)	(q)
1	Arch Coal Sales	08,KY,195	APEX MINE	UR	5,783		0.00	0.00	0.00	0.00	0.00	0.00	0.00	0.00		43.36
2	Arch Coal Sales	08,KY,119	KY MAY	UR	10,071		0.00	0.00	0.00	0.00	0.00	0.00	0.00	0.00		43.15
3	Cerrejon Coal Corp.	45,IM,999	EL CERREJON	OC	35,532		0.00	0.00	0.00	0.00	0.00	0.00	0.00	0.00		35.56
4	DTE Clover, LLC	08,KY,095	CLOVER DTE	UR	22,131		0.00	0.00	0.00	0.00	0.00	0.00	0.00	0.00		39.22
5	Koch Carbon Inc.	VENEZUELA	KOCH CARBON	OC	11,379		0.00	0.00	0.00	0.00	0.00	0.00	0.00	0.00		13.31
6	TCP Petcoke Corporation	,TX,	TCP-DOMESTIC	OC	6,726		0.00	0.00	0.00	0.00	0.00	0.00	0.00	0.00		14.98
7	TCP Petcoke Corporation	,IM,	TCP-LAGOVEN	OC	11,419		0.00	0.00	0.00	0.00	0.00	0.00	0.00	0.00		13.14

**MONTHLY REPORT OF COST AND QUALITY OF COAL FOR ELECTRIC PLANTS
ORIGIN, TONNAGE, DELIVERED PRICE, AND AS RECEIVED QUALITY**

1. Reporting Month: **July** Year: **2002**
 2. Reporting Company: **FLORIDA POWER & LIGHT COMPANY**
 3. Plant Name: **R.W.SCHERER**

4. Name, Title & Telephone Number of Contact Person Concerning Data
 Submitted on this Form: **Korel M. Dubin**
 (305) 552-4910
 5. Signature of Official Submitting Report: 
 6. Date Completed: **11-Oct-02**

Line No.	Supplier Name	Mine Location	Purchase Type	Transport Mode	Tons	Purchase Price (\$/Ton)	Effective Transport Charges (\$/Ton)	Total FOB Plant Price (\$/Ton)	Sulfur Content (%)	Btu Content (Btu/lb)	Ash Content (%)	Moisture Content (%)
(a)	(b)	(c)	(d)	(e)	(f)	(g)	(h)	(i)	(j)	(k)	(l)	(m)
(1)	AEI COAL SALES	08/KY/159	MTC	UR	16,637.77	49.774	13.20	62.974	0.59	12,639	7.29	7.68
(2)	TRITON COAL CO.	19/WY/005	S	UR	34,228.40	9.689	22.38	32.069	0.24	8,715	4.67	27.51
(3)	KENNECOTT ENERGY	19/WY/005	S	UR	68,278.95	5.342	22.38	27.722	0.26	8,824	5.74	25.72
(4)	AEI COAL SALES	08/WV/059	MTC	UR	18,870.31	46.786	13.20	59.986	0.67	12,087	11.87	6.66
(5)	JACOBS RANCH	19/WY/005	S	UR	124,264.05	4.544	22.41	26.954	0.40	8,737	5.50	27.51

**MONTHLY REPORT OF COST AND QUALITY OF COAL FOR ELECTRIC PLANTS
DETAILED PURCHASED COAL INVOICE INFORMATION**

1. Reporting Month: **July** Year: **2002**
 2. Reporting Company: **FLORIDA POWER & LIGHT COMPANY**
 3. Plant Name: **R.W.SCHERER**

4. Name, Title & Telephone Number of Contact Person Concerning Data
 Submitted on this Form: **Korel M. Dubin**
 (305) 552-4910

5. Signature of Official Submitting Report:



6. Date Completed: 11-Oct-02

Line No.	Supplier Name	Mine Location	Purch. Type	Tons	FOB Mine Price (\$/Ton)	Shorthaul & Loading Charges (\$/Ton)	Original Invoice Price (\$/Ton)	Retroactive Price Increase (\$/Ton)	Base Price (\$/Ton)	Quality Adjustments (\$/Ton)	Effective Purchase Price (\$/Ton)
(a)	(b)	(c)	(d)	(e)	(f)	(g)	(h)	(i)	(j)	(k)	(l)
(1)	AEI COAL SALES	08/KY/159	MTC	16,637.77	46.770	-	46.770	-	46.770	3.004	49.774
(2)	TRITON COAL CO.	19/WY/005	S	34,228.40	8.763	-	8.763	-	8.763	0.926	9.689
(3)	KENNECOTT ENERGY	19/WY/005	S	68,278.95	5.329	-	5.329	-	5.329	0.013	5.342
(4)	AEI COAL SALES	08/WV/059	MTC	18,870.31	46.396	-	46.396	-	46.396	0.390	46.786
(5)	JACOBS RANCH	19/WY/005	S	124,264.05	4.612	-	4.612	-	4.612	(0.068)	4.544

**MONTHLY REPORT OF COST AND QUALITY OF COAL FOR ELECTRIC PLANTS
DETAILED TRANSPORTATION INVOICE INFORMATION**

1. Reporting Month: **July** Year: **2002**
 2. Reporting Company: **FLORIDA POWER & LIGHT COMPANY**
 3. Plant Name: **R.W.SCHERER**

4. Name, Title & Telephone Number of Contact Person Concerning Data
 Submitted on this Form: Karel M. Dubin
 (305) 552-4910

5. Signature of Official Submitting Report: 

6. Date Completed: 11-Oct-02

Line No.	Supplier Name	Mine Location	Shipping Point	Transport Mode	Tons	Effective Purchase Price (\$/Ton)	Additional Shorthaul & Loading Charges (\$/Ton)	Rail Charges		Waterborne Charges					Other Related Charges (\$/Ton)	Total Transportation Charges (\$/Ton)	FOB Plant Price (\$/Ton)
								Rail Rate (\$/Ton)	Other Rail Charges (\$/Ton)	River Barge Rate (\$/Ton)	Trans-loading Rate (\$/Ton)	Ocean Barge Rate (\$/Ton)	Other Water Charges (\$/Ton)				
(a)	(b)	(c)	(d)	(e)	(f)	(g)	(h)	(i)	(j)	(k)	(l)	(m)	(n)	(o)	(p)	(q)	
(1)	AEI COAL SALES	08/KY/159	PONTIKI, KY.	UR	16,637.77	49.774	-	13.20	-	-	-	-	-	-	13.20	62.974	
(2)	TRITON COAL CO.	19/WY/005	TRITON, WY.	UR	34,228.40	9.689	-	22.38	-	-	-	-	-	-	22.38	32.069	
(3)	KENNECOTT ENERGY	19/WY/005	CONVERSE JCTN WY	UR	68,278.95	5.342	-	22.38	-	-	-	-	-	-	22.38	27.722	
(4)	AEI COAL SALES	08/WV/059	MARROWBONE, WV	UR	18,870.31	46.786	-	13.20	-	-	-	-	-	-	13.20	59.986	
(5)	JACOBS RANCH	19/WY/005	JACOBS JCTN, WY.	UR	124,264.05	4.544	-	22.41	-	-	-	-	-	-	22.41	26.954	

CERTIFICATE OF SERVICE

I, THE UNDERSIGNED COUNSEL, HEREBY CERTIFY that copies of Florida Power & Light Company's forms 423-1, 423-1(a) edited, and 423-1(b) for the month of August 2002, copies of St. Johns River Power Park edited forms 423-2, 423-2(a), and 423-2(b) for the month of August 2002; and copies of Plant Scherer forms 423-2, 423-2(a), and 423-2(b) for the month of July 2002 have been served via first class mail, postage prepaid to the parties listed below, this 25th day of October, 2002

Wm. Cochran Keating, IV, Esq.
Division of Legal Services
Florida Public Service Commission
2540 Shumard Oak Blvd.
Tallahassee, Florida 32399-0850

Lee L. Willis, Esq.
James D. Beasley, Esq.
Ausley & McMullen
Attorneys for TECO
P.O. Box 391
Tallahassee, Florida 32302

Robert Vandiver, Esq.
Jack Shreve, Esq.
Office of Public Counsel
111 West Madison Street
Room 812
Tallahassee, Florida 32399

James A. McGee, Esq.
Florida Power Corporation
P.O. Box 14042
St. Petersburg, Florida 33733

Norman H. Horton, Esq.
Floyd R. Self, Esq.
Messer, Caparello & Self
Attorneys for FPUC
P.O. Box 1876
Tallahassee, Florida 32302-1876

Joseph A. McGlothlin, Esq.
Vicki Gordon Kaufman, Esq.
McWhirter, Reeves, McGlothlin,
Davidson, et al.
Attorneys for FIPUG
117 South Gadsden Street
Tallahassee, Florida 32301


John W. McWhirter, Jr., Esq.
McWhirter, Reeves, McGlothlin,
Davidson, et al.
Attorneys for FIPUG
P.O. Box 3350
Tampa, Florida 33602

Jeffrey A. Stone, Esq.
Russell A. Badders, Esq.
Beggs & Lane
Attorneys for Gulf Power
P.O. Box 12950
Pensacola, Florida 32591-2950

Mr. George Bachman
Florida Public Utilities Co.
P.O. Box 3395
West Palm Beach, Florida 33402

Ms. Angela Llewellyn
Regulatory Specialist
Regulatory & Business Specialist
Tampa Electric Co.
P.O. Box 111
Tampa, Florida 33601

Susan D. Ritenour
Richard McMillan
Gulf Power Company
One Energy Place
Pensacola, FL 32520-0780



R. Wade Litchfield