

AUSLEY & McMULLEN

ATTORNEYS AND COUNSELORS AT LAW

227 SOUTH CALHOUN STREET
P.O. BOX 391 (ZIP 32302)
TALLAHASSEE, FLORIDA 32301
(850) 224-9115 FAX (850) 222-7560

ORIGINAL

December 16, 2002

HAND DELIVERED

Ms. Blanca S. Bayo, Director
Division of Commission Clerk
and Administrative Services
Florida Public Service Commission
2540 Shumard Oak Boulevard
Tallahassee, Florida 32399-0850

RECEIVED-FPSC
02 DEC 16 PM 2:35
COMMISSION
CLERK

Re: Fuel and Purchased Power Cost Recovery Clause
and Generating Performance Incentive Factor;
FPSC Docket No. 020001-EI

Dear Ms. Bayo:

Enclosed for filing in the above-styled docket are the original and ten (10) copies of Tampa Electric Company's Forms 423-1, 423-1(a), 423-1(b), 423-2, 423-2(a), 423-2(b) and 423-2(c) for the month of October 2002. Portions of Forms 423-1(a), 423-2, 423-2(a) and 423-2(b) have been whited out to delete certain confidential proprietary business information which is the subject of a separate request for specified confidential treatment being simultaneously filed herewith.

Please acknowledge receipt and filing of the above by stamping the duplicate copy of this letter and returning same to this writer.

Thank you for your assistance in connection with this matter.


Sincerely,


James D. Beasley

JDB/pp
Enclosures

cc: All Parties of Record (w/o encls.)

RECEIVED & FILED


FPSC-BUREAU OF RECORDS

DOCUMENT NUMBER-CASE

13673 DEC 16 02


FPSC-COMMISSION CLERK

MONTHLY REPORT OF COST AND QUALITY OF COAL FOR ELECTRIC PLANTS
 REPORT OF ADJUSTMENTS TO PREVIOUS COAL DELIVERED

1. Reporting Month, October Year 2002

2. Reporting Company, Tampa Electric Company

3. Name, Title & Telephone Number of Contact Person Concerning Data
 Submitted on this Form: Jeffrey Chronister, Assistant Controller
 (813) 228 - 1609

4. Signature of Official Submitting Report: 
 Jeffrey Chronister, Assistant Controller

5. Date Completed: December 13, 2002

Line No. (a)	Month Reported (b)	Form Plant Name (c)	Intended Generating Plant (d)	Supplier (e)	Original Line Number (f)	Old Volume Tons (g)	Form No. (h)	Column Designator & Title (i)	Old Value (j)	New Value (k)	Delivered Price Transfer Facility (\$/Ton) (l)	Reason for Revision (m)
1.	April 2002	Transfer Facility	Big Bend	Peabody Development	6.	28,674.70	423-2(a)	Col. (k),Quality Adjustments	\$0.000	\$2.660	\$39.900	Quality Adjustment
2.	May 2002	Transfer Facility	Big Bend	Peabody Development	6.	18,511.20	423-2(a)	Col. (k),Quality Adjustments	\$0.000	\$2.660	\$39.900	Quality Adjustment
3.	June 2002	Transfer Facility	Big Bend	Peabody Development	6.	13,955.10	423-2(a)	Col. (k),Quality Adjustments	\$0.000	\$2.660	\$39.900	Quality Adjustment
4.	August 2002	Transfer Facility	Gannon	American Coal	1.	104,989.00	423-2(a)	Col. (k),Quality Adjustments	\$0.000	\$0.700	\$34.820	Quality Adjustment
5.	September 2002	Transfer Facility	Big Bend	Illinois Fuel	5.	50,597.70	423-2(a)	Col. (k),Quality Adjustments	\$0.000	\$0.310	\$36.110	Quality Adjustment
6.	September 2002	Transfer Facility	Big Bend	Oxbow Carbon and Minerals	2.	4,910.54	423-2(a)	Col. (h), Original Invoice Price	\$12.540	\$12.530	\$12.530	Price Adjustment
7.	April 2001	Transfer Facility	Gannon	Jader Fuel Company	4.	44,133.00	423-2(a)	Col. (h), Original Invoice Price	\$25.400	\$23.200	\$30.800	Price Adjustment
8.	July 2002	Transfer Facility	Big Bend	Zeigler	1.	95,931.40	423-2(a)	Col. (i),Retro Active Price Adj	\$0.000	\$0.268	\$47.039	Price Adjustment
9.	August 2002	Transfer Facility	Big Bend	Zeigler	1.	84,445.10	423-2(a)	Col. (i),Retro Active Price Adj.	\$0.000	\$0.268	\$47.039	Price Adjustment
10.	September 2002	Transfer Facility	Big Bend	Zeigler	1.	89,328.10	423-2(a)	Col. (i),Retro Active Price Adj.	\$0.000	\$0.253	\$46.053	Price Adjustment
11.	September 2002	Transfer Facility	Gannon	American Coal	1.	86,459.00	423-2(a)	Col. (k),Quality Adjustments	\$0.000	\$0.380	\$34.500	Quality Adjustment
12.	September 2002	Transfer Facility	Big Bend	SSM Petcoke	9.	13,270.63	423-2(a)	Col. (k),Quality Adjustments	\$0.000	(\$0.054)	\$12.696	Quality Adjustment

MONTHLY REPORT OF COST AND QUALITY OF FUEL OIL FOR ELECTRIC PLANTS
ORIGIN, VOLUME, DELIVERED PRICE AND AS RECEIVED QUALITY

1. Reporting Month: October Year. 2002
2. Reporting Company: Tampa Electric Company

3. Name, Title & Telephone Number of Contact Person Concerning Data
Submitted on this Form: Jeffrey Chronister, Assistant Controller
(813) - 228 - 1609

4. Signature of Official Submitting Report: 
Jeffrey Chronister, Assistant Controller

5. Date Completed: December 13, 2002

Line No. (a)	Plant Name (b)	Supplier Name (c)	Shipping Point (d)	Purchase Type (e)	Delivery Location (f)	Delivery Date (g)	Type Oil (h)	Sulfur Content % (i)	BTU Content (BTU/Gal) (j)	Volume (Bbls) (k)	Delivered Price (\$/Bbl) (l)
1.	Polk	BP	Tampa	MTC	Polk	10/01/02	F02	*	*	2,348.26	\$39.5982
2.	Polk	BP	Tampa	MTC	Polk	10/30/02	F02	*	*	899.21	\$34.7684
3.	Polk	BP	Tampa	MTC	Polk	10/31/02	F02	*	*	368.43	\$35.5007
4.	Gannon	Central	Tampa	MTC	Gannon	10/01/02	F02	*	*	295.79	\$36.1208
5.	Gannon	Central	Tampa	MTC	Gannon	10/02/02	F02	*	*	175.24	\$36.1210
6.	Gannon	Central	Tampa	MTC	Gannon	10/03/02	F02	*	*	529.31	\$37.0109
7.	Gannon	Central	Tampa	MTC	Gannon	10/05/02	F02	*	*	352.67	\$37.0106
8.	Gannon	Central	Tampa	MTC	Gannon	10/07/02	F02	*	*	352.83	\$37.3054
9.	Gannon	Central	Tampa	MTC	Gannon	10/08/02	F02	*	*	176.36	\$37.4303
10.	Gannon	Central	Tampa	MTC	Gannon	10/11/02	F02	*	*	117.36	\$37.7869
11.	Gannon	Central	Tampa	MTC	Gannon	10/14/02	F02	*	*	176.52	\$38.5867
12.	Gannon	Central	Tampa	MTC	Gannon	10/15/02	F02	*	*	176.40	\$38.0829
13.	Gannon	Central	Tampa	MTC	Gannon	10/18/02	F02	*	*	176.52	\$37.4947
14.	Gannon	Central	Tampa	MTC	Gannon	10/19/02	F02	*	*	824.67	\$37.4938
15.	Gannon	Central	Tampa	MTC	Gannon	10/21/02	F02	*	*	176.71	\$37.4938
16.	Gannon	Central	Tampa	MTC	Gannon	10/22/02	F02	*	*	176.64	\$35.1637
17.	Gannon	Central	Tampa	MTC	Gannon	10/24/02	F02	*	*	353.43	\$35.0999
18.	Gannon	BP	Tampa	MTC	Gannon	10/25/02	F02	*	*	530.17	\$33.9236
19.	Gannon	BP	Tampa	MTC	Gannon	10/26/02	F02	*	*	176.74	\$33.9237
20.	Gannon	BP	Tampa	MTC	Gannon	10/28/02	F02	*	*	176.81	\$33.8188
21.	Gannon	Central	Tampa	MTC	Gannon	10/29/02	F02	*	*	119.52	\$33.9520
22.	Gannon	BP	Tampa	MTC	Gannon	10/29/02	F02	*	*	352.98	\$33.3147
23.	Gannon	BP	Tampa	MTC	Gannon	10/30/02	F02	*	*	176.69	\$33.9031
24.	Gannon	BP	Tampa	MTC	Gannon	10/31/02	F02	*	*	176.60	\$34.6417
25.	Phillips	Central	Tampa	MTC	Phillips	10/01/02	F02	*	*	176.60	\$36.9187


MONTHLY REPORT OF COST AND QUALITY OF FUEL OIL FOR ELECTRIC PLANTS
ORIGIN, VOLUME, DELIVERED PRICE AND AS RECEIVED QUALITY

1 Reporting Month: October Year: 2002

2. Reporting Company: Tampa Electric Company

3. Name, Title & Telephone Number of Contact Person Concerning Data
Submitted on this Form: Jeffrey Chronister, Assistant Controller
(813) - 228 - 1609

4. Signature of Official Submitting Report:



Jeffrey Chronister, Assistant Controller

5. Date Completed: December 13, 2002

Line No. (a)	Plant Name (b)	Supplier Name (c)	Shipping Point (d)	Purchase Type (e)	Delivery Location (f)	Delivery Date (g)	Type Oil (h)	Sulfur Content % (i)	BTU Content (BTU/Gal) (j)	Volume (Bbls) (k)	Delivered Price (\$/Bbl) (l)
26.	Phillips	Central	Tampa	MTC	Phillips	10/02/02	F02	*	*	176.90	\$36.9207
27.	Phillips	Central	Tampa	MTC	Phillips	10/03/02	F02	*	*	176.55	\$36.9192
28.	Phillips	Central	Tampa	MTC	Phillips	10/28/02	F02	*	*	353.69	\$34.7492
29.	Phillips	El Paso	Tampa	MTC	Phillips	10/01/02	F06	*	*	305.35	\$31.9600
30.	Phillips	El Paso	Tampa	MTC	Phillips	10/02/02	F06	*	*	466.87	\$31.9600
31.	Phillips	El Paso	Tampa	MTC	Phillips	10/03/02	F06	*	*	152.29	\$31.9600
32.	Phillips	El Paso	Tampa	MTC	Phillips	10/04/02	F06	*	*	157.07	\$31.9600
33.	Phillips	El Paso	Tampa	MTC	Phillips	10/07/02	F06	*	*	309.36	\$32.4700
34.	Phillips	El Paso	Tampa	MTC	Phillips	10/08/02	F06	*	*	310.62	\$32.4700
35.	Phillips	El Paso	Tampa	MTC	Phillips	10/10/02	F06	*	*	451.24	\$32.4700
36.	Phillips	El Paso	Tampa	MTC	Phillips	10/11/02	F06	*	*	605.63	\$32.4700
37.	Phillips	El Paso	Tampa	MTC	Phillips	10/14/02	F06	*	*	912.98	\$32.0267
38.	Phillips	El Paso	Tampa	MTC	Phillips	10/15/02	F06	*	*	912.81	\$32.0389
39.	Phillips	El Paso	Tampa	MTC	Phillips	10/16/02	F06	*	*	766.08	\$32.0383
40.	Phillips	El Paso	Tampa	MTC	Phillips	10/17/02	F06	*	*	1,061.67	\$32.0388
41.	Phillips	El Paso	Tampa	MTC	Phillips	10/21/02	F06	*	*	1,072.61	\$31.2700
42.	Phillips	El Paso	Tampa	MTC	Phillips	10/22/02	F06	*	*	921.89	\$31.2700
43.	Phillips	El Paso	Tampa	MTC	Phillips	10/23/02	F06	*	*	773.14	\$31.2700
44.	Phillips	El Paso	Tampa	MTC	Phillips	10/24/02	F06	*	*	307.24	\$31.2700
45.	Phillips	El Paso	Tampa	MTC	Phillips	10/25/02	F06	*	*	621.88	\$31.2700
46.	Phillips	El Paso	Tampa	MTC	Phillips	10/28/02	F06	*	*	154.60	\$30.2200

* No analysis Taken
FPSC FORM 423-1 (2/87)

MONTHLY REPORT OF COST AND QUALITY OF FUEL OIL FOR ELECTRIC PLANTS
 DETAIL OF INVOICE AND TRANSPORTATION CHARGES


1 Reporting Month: October Year: 2002

2 Reporting Company: Tampa Electric Company

3. Name, Title & Telephone Number of Contact Person Concerning Data

Submitted on this Form: Jeffrey Chronister, Assistant Controller
 (813) - 228 - 1609

4. Signature of Official Submitting Report:



Jeffrey Chronister, Assistant Controller

5. Date Completed: December 13, 2002

Line No.	Plant Name	Supplier Name	Delivery Location	Delivery Date	Type Oil	Volume (Bbls)	Invoice Price (\$/Bbl)	Invoice Amount \$	Discount \$	Net Amount \$	Net Price (\$/Bbl)	Quality Adjust. (\$/Bbl)	Effective Purchase Price (\$/Bbl)	Transport to Terminal (\$/Bbl)	Add'l Transport Charges (\$/Bbl)	Other Charges (\$/Bbl)	Delivered Price (\$/Bbl)
(a)	(b)	(c)	(d)	(e)	(f)	(g)	(h)	(i)	(j)	(k)	(l)	(m)	(n)	(o)	(p)	(q)	(r)
1.	Polk	BP	Polk	10/01/02	F02	2,348.26									\$0.0000	\$0.0000	\$39.5982
2.	Polk	BP	Polk	10/30/02	F02	899.21									\$0.0000	\$0.0000	\$34.7684
3.	Polk	BP	Polk	10/31/02	F02	368.43									\$0.0000	\$0.0000	\$35.5007
4.	Gannon	Central	Gannon	10/01/02	F02	295.79									\$0.0000	\$0.0000	\$36.1208
5.	Gannon	Central	Gannon	10/02/02	F02	175.24									\$0.0000	\$0.0000	\$36.1210
6.	Gannon	Central	Gannon	10/03/02	F02	529.31									\$0.0000	\$0.0000	\$37.0109
7.	Gannon	Central	Gannon	10/05/02	F02	352.67									\$0.0000	\$0.0000	\$37.0106
8.	Gannon	Central	Gannon	10/07/02	F02	352.83									\$0.0000	\$0.0000	\$37.3054
9.	Gannon	Central	Gannon	10/08/02	F02	176.36									\$0.0000	\$0.0000	\$37.4303
10.	Gannon	Central	Gannon	10/11/02	F02	117.36									\$0.0000	\$0.0000	\$37.7869
11.	Gannon	Central	Gannon	10/14/02	F02	176.52									\$0.0000	\$0.0000	\$38.5867
12.	Gannon	Central	Gannon	10/15/02	F02	176.40									\$0.0000	\$0.0000	\$38.0829
13.	Gannon	Central	Gannon	10/18/02	F02	176.52									\$0.0000	\$0.0000	\$37.4947
14.	Gannon	Central	Gannon	10/19/02	F02	824.67									\$0.0000	\$0.0000	\$37.4938
15.	Gannon	Central	Gannon	10/21/02	F02	176.71									\$0.0000	\$0.0000	\$37.4938
16.	Gannon	Central	Gannon	10/22/02	F02	176.64									\$0.0000	\$0.0000	\$35.1637
17.	Gannon	Central	Gannon	10/24/02	F02	353.43									\$0.0000	\$0.0000	\$35.0999
18.	Gannon	BP	Gannon	10/25/02	F02	530.17									\$0.0000	\$0.0000	\$33.9236
19.	Gannon	BP	Gannon	10/26/02	F02	176.74									\$0.0000	\$0.0000	\$33.9237
20.	Gannon	BP	Gannon	10/28/02	F02	176.81									\$0.0000	\$0.0000	\$33.8188
21.	Gannon	Central	Gannon	10/29/02	F02	119.52									\$0.0000	\$0.0000	\$33.9520
22.	Gannon	BP	Gannon	10/29/02	F02	352.98									\$0.0000	\$0.0000	\$33.3147
23.	Gannon	BP	Gannon	10/30/02	F02	176.69									\$0.0000	\$0.0000	\$33.9031
24.	Gannon	BP	Gannon	10/31/02	F02	176.60									\$0.0000	\$0.0000	\$34.6417
25.	Phillips	Central	Phillips	10/01/02	F02	176.60									\$0.0000	\$0.0000	\$36.9187


MONTHLY REPORT OF COST AND QUALITY OF FUEL OIL FOR ELECTRIC PLANTS
 DETAIL OF INVOICE AND TRANSPORTATION CHARGES

1. Reporting Month: October Year: 2002

2. Reporting Company: Tampa Electric Company

3. Name, Title & Telephone Number of Contact Person Concerning Data
 Submitted on this Form: Jeffrey Chronister, Assistant Controller
 (813) - 228 - 1609

4. Signature of Official Submitting Report:



Jeffrey Chronister, Assistant Controller

5 Date Completed: December 13, 2002

Line No.	Plant Name	Supplier Name	Delivery Location	Delivery Date	Type	Volume (Bbls)	Invoice Price (\$/Bbl)	Invoice Amount \$	Discount \$	Net Amount \$	Net Price (\$/Bbl)	Quality Adjust. (\$/Bbl)	Effective Purchase Price (\$/Bbl)	Transport to Terminal (\$/Bbl)	Add'l Transport Charges (\$/Bbl)	Other Charges (\$/Bbl)	Delivered Price (\$/Bbl)
(a)	(b)	(c)	(d)	(e)	(f)	(g)	(h)	(i)	(j)	(k)	(l)	(m)	(n)	(o)	(p)	(q)	(r)
26.	Phillips	Central	Phillips	10/02/02	F02	176.90									\$0.0000	\$0.0000	\$36.9207
27.	Phillips	Central	Phillips	10/03/02	F02	176.55									\$0.0000	\$0.0000	\$36.9192
28.	Phillips	Central	Phillips	10/28/02	F02	353.69									\$0.0000	\$0.0000	\$34.7492
29.	Phillips	El Paso	Phillips	10/01/02	F06	305.35									\$0.0000	\$0.0000	\$31.9600
30.	Phillips	El Paso	Phillips	10/02/02	F06	466.87									\$0.0000	\$0.0000	\$31.9600
31.	Phillips	El Paso	Phillips	10/03/02	F06	152.29									\$0.0000	\$0.0000	\$31.9600
32.	Phillips	El Paso	Phillips	10/04/02	F06	157.07									\$0.0000	\$0.0000	\$31.9600
33.	Phillips	El Paso	Phillips	10/07/02	F06	309.36									\$0.0000	\$0.0000	\$32.4700
34.	Phillips	El Paso	Phillips	10/08/02	F06	310.62									\$0.0000	\$0.0000	\$32.4700
35.	Phillips	El Paso	Phillips	10/10/02	F06	451.24									\$0.0000	\$0.0000	\$32.4700
36.	Phillips	El Paso	Phillips	10/11/02	F06	605.63									\$0.0000	\$0.0000	\$32.4700
37.	Phillips	El Paso	Phillips	10/14/02	F06	912.98									\$0.0000	\$0.0000	\$32.0267
38.	Phillips	El Paso	Phillips	10/15/02	F06	912.81									\$0.0000	\$0.0000	\$32.0389
39.	Phillips	El Paso	Phillips	10/16/02	F06	766.08									\$0.0000	\$0.0000	\$32.0383
40.	Phillips	El Paso	Phillips	10/17/02	F06	1,061.67									\$0.0000	\$0.0000	\$32.0388
41.	Phillips	El Paso	Phillips	10/21/02	F06	1,072.61									\$0.0000	\$0.0000	\$31.2700
42.	Phillips	El Paso	Phillips	10/22/02	F06	921.89									\$0.0000	\$0.0000	\$31.2700
43.	Phillips	El Paso	Phillips	10/23/02	F06	773.14									\$0.0000	\$0.0000	\$31.2700
44.	Phillips	El Paso	Phillips	10/24/02	F06	307.24									\$0.0000	\$0.0000	\$31.2700
45.	Phillips	El Paso	Phillips	10/25/02	F06	621.88									\$0.0000	\$0.0000	\$31.2700
46.	Phillips	El Paso	Phillips	10/28/02	F06	154.60									\$0.0000	\$0.0000	\$30.2200


MONTHLY REPORT OF COST AND QUALITY OF COAL FOR ELECTRIC PLANTS
ORIGIN, TONNAGE, DELIVERED PRICE AND AS RECEIVED QUALITY

1 Reporting Month: October Year: 2002

2 Reporting Company: Tampa Electric Company

3 Plant Name: Electro-Coal Transfer Facility - Big Bend Station (1)

4 Name, Title & Telephone Number of Contact Person Concerning Data
Submitted on this Form: Jeffrey Chronister, Assistant Controller
(813) - 228 - 1609

5 Signature of Official Submitting Form: 
Jeffrey Chronister, Assistant Controller

6 Date Completed: December 13, 2002

Line No. (a)	Supplier Name (b)	Mine Location (c)	Purchase Type (d)	Transport Mode (e)	Tons (f)	Effective Purchase Price (\$/Ton) (g)	Total Transport Charges (\$/Ton) (h)	Delivered Price Transfer Facility (\$/Ton) (i)	As Received Coal Quality			
									Sulfur Content % (j)	BTU Content (BTU/lb) (k)	Ash Content % (l)	Moisture Content % (m)
1.	Zeigler Coal	10,IL,145,157	LTC	RB	88,347.80			\$43.420	2.96	10,976	8.91	13.59
2.	Emerald International	N/A	S	RB	5,107.29			\$28.160	0.48	11,081	14.24	8.62
3.	Coal Properties Trading	9,KY,233	S	RB	19,444.10			\$32.990	3.14	12,053	9.28	8.72
4.	Black Beauty	11,IN,51	S	RB	16,145.60			\$32.010	3.05	11,445	8.02	13.25
5.	Illinois Fuel	10,IL,165	LTC	RB	52,662.20			\$36.050	3.15	12,436	10.60	6.73
6.	Peabody Development	10,IL,165	LTC	RB	18,621.10			\$38.050	2.59	12,384	7.48	8.48
7.	Webster	9,KY,233	S	RB	17,420.80			\$40.700	2.98	12,380	8.23	8.49
8.	SSM Petcoke	N/A	S	RB	4,987.53			\$16.750	4.19	13,921	0.34	9.83
9.	SSM Petcoke	N/A	S	RB	6,375.00			\$12.750	4.41	14,149	0.37	8.03
10.	Synthetic American Fuel	10, IL,165	LTC	RB	20,440.20			\$31.540	2.42	12,374	6.83	9.40
11.	Synthetic American Fuel	10, IL,165	S	RB	60,631.30			\$33.793	2.61	12,153	7.96	9.74

(1) As Electro-Coal Transfer Facility is a central storage site for coal prior to its delivery to the power plant, the coal from suppliers noted on this schedule is usually delivered to Big Bend Station but could ultimately be delivered to Gannon Station or Polk Station.


MONTHLY REPORT OF COST AND QUALITY OF COAL FOR ELECTRIC PLANTS
 DETAILED PURCHASED COAL INVOICE INFORMATION

1. Reporting Month: October Year: 2002

2. Reporting Company: Tampa Electric Company

3. Plant Name: Electro-Coal Transfer Facility - Big Bend Station (1)

4. Name, Title & Telephone Number of Contact Person Concerning Data
 Submitted on this Form: Jeffrey Chronister, Assistant Controller
 (813) - 228 - 1609

5. Signature of Official Submitting Form: 
 Jeffrey Chronister, Assistant Controller

6. Date Completed: December 13, 2002

Line No. (a)	Supplier Name (b)	Mine Location (c)	Purchase Type (d)	Tons (e)	F.O.B. (2) Mine Price (\$/Ton) (f)	Shorthaul & Loading Charges (\$/Ton) (g)	Original Invoice Price (\$/Ton) (h)	Retro-active Price Adjustments (\$/Ton) (i)	Base Price (\$/Ton) (j)	Quality Adjust- ments (\$/Ton) (k)	Effective Purchase Price (\$/Ton) (l)
1.	Zeigler Coal	10,IL,145,157	LTC	88,347.80	N/A	\$0.00		\$0.000		\$0.000	
2.	Emerald International	N/A	S	5,107.29	N/A	\$0.00		\$0.000		\$0.310	
3.	Coal Properties Trading	9,KY,233	S	19,444.10	N/A	\$0.00		\$0.000		\$0.000	
4.	Black Beauty	11,IN,51	S	16,145.60	N/A	\$0.00		\$0.000		\$0.000	
5.	Illinois Fuel	10,IL,165	LTC	52,662.20	N/A	\$0.00		\$0.000		\$0.000	
6.	Peabody Development	10,IL,165	LTC	18,621.10	N/A	\$0.00		\$0.000		\$0.000	
7.	Webster	9,KY,233	S	17,420.80	N/A	\$0.00		\$0.000		\$0.000	
8.	SSM Petcoke	N/A	S	4,987.53	N/A	\$0.00		\$0.000		\$0.000	
9.	SSM Petcoke	N/A	S	6,375.00	N/A	\$0.00		\$0.000		\$0.000	
10.	Synthetic American Fuel	10, IL,165	LTC	20,440.20	N/A	\$0.00		\$0.000		\$0.000	
11.	Synthetic American Fuel	10, IL,165	S	60,631.30	N/A	\$0.00		(\$0.157)		\$0.000	

(1) As Electro-Coal Transfer Facility is a central storage site for coal prior to its delivery to the power plant, the coal from suppliers noted on this schedule is usually delivered to Big Bend Station but could ultimately be delivered to Gannon Station or Polk Station.

(2) Tampa Electric purchases coal F.O.B. shipping point or F.O.B. destination.

MONTHLY REPORT OF COST AND QUALITY OF COAL FOR ELECTRIC PLANTS
 DETAIL OF TRANSPORTATION CHARGES


1 Reporting Month October Year 2002

2 Reporting Company Tampa Electric Company

3 Plant Name Electro-Coal Transfer Facility - Big Bend Station (1)

4 Name, Title & Telephone Number of Contact Person Concerning Data
 Submitted on this Form Jeffrey Chronister, Assistant Controller
 (813) - 228 - 1609

5 Signature of Official Submitting Form



Jeffrey Chronister, Assistant Controller

6 Date Completed December 13, 2002

Line No (a)	Supplier Name (b)	Mine Location (c)	Shipping Point (d)	Transport Mode (e)	Tons (f)	(2) Effective Purchase Price (\$/Ton) (g)	Add'l Shorthaul & Loading Charges (\$/Ton) (h)	Rail Charges		Waterborne Charges					Total Transportation Charges (\$/Ton) (p)	Delivered Price Transfer Facility (\$/Ton) (q)
								Rail Rate (\$/Ton) (i)	Other Rail Charges (\$/Ton) (j)	River Barge Rate (\$/Ton) (k)	Trans-loading Rate (\$/Ton) (l)	Ocean Barge Rate (\$/Ton) (m)	Other Water Charges (\$/Ton) (n)	Other Related Charges (\$/Ton) (o)		
1	Zeigler Coal	10,IL,145,157	Randolph & Perry Cnty, IL	RB	88,347.80		\$0.000	\$0.000								\$43.420
2	Emerald International	N/A	N/A	RB	5,107.29		\$0.000	\$0.000								\$28.160
3	Coal Properties Trading	9,KY,233	Webster Cnty, KY	RB	19,444.10		\$0.000	\$0.000								\$32.990
4	Black Beauty	11,IN,51	Gibson Cnty, IN	RB	16,145.60		\$0.000	\$0.000								\$32.010
5	Illinois Fuel	10,IL,165	Saline Cnty, IL	RB	52,662.20		\$0.000	\$0.000								\$36.050
6	Peabody Development	10,IL,165	Saline Cnty, IL	RB	18,621.10		\$0.000	\$0.000								\$38.050
7	Webster	9,KY,233	Webster Cnty, KY	RB	17,420.80		\$0.000	\$0.000								\$40.700
8	SSM Petcoke	N/A	N/A	RB	4,987.53		\$0.000	\$0.000								\$16.750
9	SSM Petcoke	N/A	N/A	RB	6,375.00		\$0.000	\$0.000								\$12.750
10	Synthetic American Fuel	10, IL,165	Saline Cnty, IL	RB	20,440.20		\$0.000	\$0.000								\$31.540
11	Synthetic American Fuel	10, IL,165	Saline Cnty, IL	RB	60,631.30		\$0.000	\$0.000								\$33.793

(1) As Electro-Coal Transfer Facility is a central storage site for coal prior to its delivery to the power plant, the coal from suppliers noted on this schedule is usually delivered to Big Bend Station but could ultimately be delivered to Gannon Station or Polk Station

(2) Tampa Electric purchases coal F.O.B shipping point or F.O.B destination


MONTHLY REPORT OF COST AND QUALITY OF COAL FOR ELECTRIC PLANTS
ORIGIN, TONNAGE, DELIVERED PRICE AND AS RECEIVED QUALITY

1. Reporting Month: October Year: 2002

2. Reporting Company: Tampa Electric Company

3. Plant Name: Electro-Coal Transfer Facility - Gannon Station (1)

4. Name, Title & Telephone Number of Contact Person Concerning Data
Submitted on this Form: Jeffrey Chronister, Assistant Controller
(813) - 228 - 1609

5. Signature of Official Submitting Form: 
Jeffrey Chronister, Assistant Controller

6. Date Completed: December 13, 2002

Line No. (a)	Supplier Name (b)	Mine Location (c)	Purchase Type (d)	Transport Mode (e)	Tons (f)	Effective Purchase Price (\$/Ton) (g)	Total Transport Charges (\$/Ton) (h)	Delivered Price Transfer Facility (\$/Ton) (i)	As Received Coal Quality			
									Sulfur Content % (j)	BTU Content (BTU/lb) (k)	Ash Content % (l)	Moisture Content % (m)
1.	American Coal	10,IL,165	LTC	RB	84,869.00			\$34,310	1.21	12156	6.69	10.80
2.	Dodge Hill Mining	9,KY,225	S	RB	26,705.90			\$38,252	2.63	12799	8.12	6.80
3.	American Coal	10,IL,165	S	RB	27,224.73			\$36,430	1.39	13446	6.16	5.38
4.	Duke	19,WY,005	S	RB	30,625.00			\$25,258	0.24	8787	4.64	27.34

(1) As Electro-Coal Transfer Facility is a central storage site for coal prior to its delivery to the power plant, the coal from suppliers noted on this schedule is usually delivered to Gannon Station but could ultimately be delivered to Big Bend Station or Polk Station.

MONTHLY REPORT OF COST AND QUALITY OF COAL FOR ELECTRIC PLANTS
 DETAILED PURCHASED COAL INVOICE INFORMATION

1 Reporting Month: October Year: 2002

2 Reporting Company Tampa Electric Company

3 Plant Name: Electro-Coal Transfer Facility - Gannon Station (1)

4. Name, Title & Telephone Number of Contact Person Concerning Data
 Submitted on this Form: Jeffrey Chronister, Assistant Controller
 (813) - 228 - 1609

5. Signature of Official Submitting Form:



Jeffrey Chronister, Assistant Controller

6. Date Completed: December 13, 2002

Line No. (a)	Supplier Name (b)	Mine Location (c)	Purchase Type (d)	Tons (e)	F.O.B.(2) Mine Price (\$/Ton) (f)	Shorthaul & Loading Charges (\$/Ton) (g)	Original Invoice Price (\$/Ton) (h)	Retro-active Price Adjustments (\$/Ton) (i)	Base Price (\$/Ton) (j)	Quality Adjustments (\$/Ton) (k)	Effective Purchase Price (\$/Ton) (l)
1.	American Coal	10,IL,165	LTC	84,869.00	N/A	\$0.000		\$0.000		\$0.000	
2.	Dodge Hill Mining	9,KY,225	S	26,705.90	N/A	\$0.000		(\$0.177)		\$1.559	
3.	American Coal	10,IL,165	S	27,224.73	N/A	\$0.000		\$0.000		\$0.000	
4.	Duke	19,WY,005	S	30,625.00	N/A	\$0.000		\$0.000		\$0.298	

(1) As Electro-Coal Transfer Facility is a central storage site for coal prior to its delivery to the power plant, the coal from suppliers noted on this schedule is usually delivered to Gannon Station but could ultimately be delivered to Big Bend Station or Polk Station.

(2) Tampa Electric purchases coal F.O.B. shipping point or F.O.B. destination.

MONTHLY REPORT OF COST AND QUALITY OF COAL FOR ELECTRIC PLANTS
 DETAIL OF TRANSPORTATION CHARGES

1 Reporting Month October Year 2002

2 Reporting Company Tampa Electric Company

3 Plant Name Electro-Coal Transfer Facility - Gannon Station (1)

4 Name, Title & Telephone Number of Contact Person Concerning Data
 Submitted on this Form Jeffrey Chronister, Assistant Controller
 (813) - 228 - 1609

5 Signature of Official Submitting Form  Jeffrey Chronister, Assistant Controller

6 Date Completed December 13, 2002

Line No (a)	Supplier Name (b)	Mine Location (c)	Shipping Point (d)	Transport Mode (e)	Tons (f)	Rail Charges				Waterborne Charges				Total Transportation Charges (p)	Delivered Price Transfer Facility (q)	
						(2) Effective Purchase Price (\$/Ton) (g)	Add'l Shorthaul & Loading Charges (\$/Ton) (h)	Rail Rate (\$/Ton) (i)	Other Rail Charges (\$/Ton) (j)	River Barge Rate (\$/Ton) (k)	Trans-loading Rate (\$/Ton) (l)	Ocean Barge Rate (\$/Ton) (m)	Other Water Charges (\$/Ton) (n)			Other Related Charges (\$/Ton) (o)
1	American Coal	10,IL,165	Saline Cnty	RB	84,869.00		\$0.000		\$0.000							\$34,310
2	Dodge Hill Mining	9,KY,225	Union Cnty, KY	RB	26,705.90		\$0.000		\$0.000							\$38,252
3	American Coal	10,IL,165	Saline Cnty	RB	27,224.73		\$0.000		\$0.000							\$36,430
4	Duke	19,WY,005	Campbell Cnty, WY	RB	30,625.00		\$0.000		\$0.000							\$25,258

(1) As Electro-Coal Transfer Facility is a central storage site for coal prior to its delivery to the power plant, the coal from suppliers noted on this schedule is usually delivered to Gannon Station but could ultimately be delivered to Big Bend Station or Polk Station

MONTHLY REPORT OF COST AND QUALITY OF COAL FOR ELECTRIC PLANTS
 ORIGIN, TONNAGE, DELIVERED PRICE AND AS RECEIVED QUALITY

- 1. Reporting Month: October Year: 2002
- 2. Reporting Company: Tampa Electric Company
- 3. Plant Name: Electro-Coal Transfer Facility - Polk Station (1)

4. Name, Title & Telephone Number of Contact Person Concerning Data
 Submitted on this Form: Jeffrey Chronister, Assistant Controller
 (813) 228 - 1609

5. Signature of Official Submitting Form: 
 Jeffrey Chronister, Assistant Controller

6. Date Completed: December 13, 2002

Line No. (a)	Supplier Name (b)	Mine Location (c)	Purchase Type (d)	Transport Mode (e)	Tons (f)	Effective Purchase Price (\$/Ton) (g)	Total Transport Charges (\$/Ton) (h)	Delivered Price Transfer Facility (\$/Ton) (i)	As Received Coal Quality				
									Sulfur Content % (j)	BTU Content (BTU/lb) (k)	Ash Content % (l)	Moisture Content % (m)	
1.	None												

(1) As Electro-Coal Transfer Facility is a central storage site for coal prior to its delivery to the power plant, the coal from suppliers noted on this schedule is usually delivered to Polk Station but could ultimately be delivered to Big Bend Station or Gannon Station.

MONTHLY REPORT OF COST AND QUALITY OF COAL FOR ELECTRIC PLANTS
 DETAILED PURCHASED COAL INVOICE INFORMATION

- | | |
|---|---|
| <p>1. Reporting Month: October Year: 2002</p> <p>2. Reporting Company: Tampa Electric Company</p> <p>3. Plant Name: Electro-Coal Transfer Facility - Polk Station (1)</p> | <p>4. Name, Title & Telephone Number of Contact Person Concerning Data
 Submitted on this Form: Jeffrey Chronister, Manager Financial Reporting
 (813) - 228 - 1609</p> <p>5. Signature of Official Submitting Form: 
 Jeffrey Chronister, Assistant Controller</p> <p>6 Date Completed: December 13, 2002</p> |
|---|---|

No. (a)	Line Supplier Name (b)	Mine Location (c)	Purchase Type (d)	Purchase Tons (e)	F.O.B.(2) Mine Price (\$/Ton) (f)	Shorthaul & Loading Charges (\$/Ton) (g)	Original Invoice Price (\$/Ton) (h)	Retro- active Price Adjustments (\$/Ton) (i)	Base Price (\$/Ton) (j)	Quality Adjust- ments (\$/Ton) (k)	Effective Purchase Price (\$/Ton) (l)
1.	None										

(1) As Electro-Coal Transfer Facility is a central storage site for coal prior to its delivery to the power plant, the coal from suppliers noted on this schedule is usually delivered to Polk Station but could ultimately be delivered to Big Bend Station or Gannon Station.

(2) Tampa Electric purchases coal F.O.B. shipping point or F.O.B. destination.

MONTHLY REPORT OF COST AND QUALITY OF COAL FOR ELECTRIC PLANTS
 DETAIL OF TRANSPORTATION CHARGES

1 Reporting Month October Year 2002
 2 Reporting Company Tampa Electric Company
 3 Plant Name Electro-Coal Transfer Facility - Polk Station (1)

4 Name, Title & Telephone Number of Contact Person Concerning Data
 Submitted on this Form Jeffrey Chronister, Assistant Controller
 (813) 228 - 1609

5 Signature of Official Submitting Form 
 Jeffrey Chronister, Assistant Controller

6 Date Completed December 13, 2002


Line No (a)	Supplier Name (b)	Mine Location (c)	Shipping Point (d)	Transport Mode (e)	Tons (f)	(2) Effective Purchase Price (\$/Ton) (g)	Add'l Shorthaul & Loading Charges (\$/Ton) (h)	Rail Charges		Waterborne Charges				Total Transportation Charges (\$/Ton) (p)	Delivered Price Transfer Facility (\$/Ton) (q)
								Rail Rate (\$/Ton) (i)	Other Rail Charges (\$/Ton) (j)	River Barge Rate (\$/Ton) (k)	Trans-loading Rate (\$/Ton) (l)	Ocean Barge Rate (\$/Ton) (m)	Other Water Charges (\$/Ton) (n)		
1	None														

(1) As Electro-Coal Transfer Facility is a central storage site for coal prior to its delivery to the power plant, the coal from suppliers noted on this schedule is usually delivered to Polk Station but could ultimately be delivered to Big Bend Station or Gannon Station

MONTHLY REPORT OF COST AND QUALITY OF COAL FOR ELECTRIC PLANTS
ORIGIN, TONNAGE, DELIVERED PRICE AND AS RECEIVED QUALITY

1 Reporting Month: October Year 2002
 2. Reporting Company: Tampa Electric Company
 3. Plant Name: Big Bend Station

4. Name, Title & Telephone Number of Contact Person Concerning Data
 Submitted on this Form: Jeffrey Chronister, Assistant Controller
 (813) - 228 - 1609

5. Signature of Official Submitting Form: 
 Jeffrey Chronister, Assistant Controller

6. Date Completed: December 13, 2002

Line No. (a)	Supplier Name (b)	Mine Location (c)	Purchase Type (d)	Transport Mode (e)	Tons (f)	Effective Purchase Price (\$/Ton) (g)	Total Transport Charges (\$/Ton) (h)	FOB Plant Price (\$/Ton) (i)	Sulfur Content % (j)	BTU Content (BTU/lb) (k)	Ash Content % (l)	Moisture Content % (m)
1.	Transfer Facility	N/A	N/A	OB	234,214.00			\$47,434	2.67	11614	7.77	12.28
2.	Beneficiated Coal	N/A	S	OB	6,719.35			\$26.200	1.50	6548	23.30	29.10

MONTHLY REPORT OF COST AND QUALITY OF COAL FOR ELECTRIC PLANTS
 DETAILED PURCHASED COAL INVOICE INFORMATION

1 Reporting Month: October Year: 2002

2 Reporting Company: Tampa Electric Company

3 Plant Name: Big Bend Station

4. Name, Title & Telephone Number of Contact Person Concerning Data

Submitted on this Form: Jeffrey Chronister, Assistant Controller
 (813) - 228 - 1609

5. Signature of Official Submitting Form: 

Jeffrey Chronister, Assistant Controller


6. Date Completed: December 13, 2002

Line No. (a)	Supplier Name (b)	Mine Location (c)	Purchase Type (d)	Tons (e)	F.O.B. Mine Price (\$/Ton) (f)	Shorthaul & Loading Charges (\$/Ton) (g)	Original Invoice Price (\$/Ton) (h)	Retro-active Price Adjustments (\$/Ton) (i)	Base Price (\$/Ton) (j)	Quality Adjustments (\$/Ton) (k)	Effective Purchase Price (\$/Ton) (l)
1.	Transfer Facility	N/A	N/A	234,214.00	N/A	\$0.000		\$0.000		\$0.000	
2.	Beneficiated Coal	N/A	S	6,719.35	N/A	\$0.000		\$0.000		\$0.000	

MONTHLY REPORT OF COST AND QUALITY OF COAL FOR ELECTRIC PLANTS
 DETAIL OF TRANSPORTATION CHARGES

1 Reporting Month October Year 2002
 2 Reporting Company Tampa Electric Company
 3 Plant Name Big Bend Station

4 Name, Title & Telephone Number of Contact Person Concerning Data
 Submitted on this Form Jeffrey Chronister, Assistant Controller
 (813) - 228 - 1609

5 Signature of Official Submitting Form 
 Jeffrey Chronister, Assistant Controller

6 Date Completed December 13, 2002


Line No (a)	Supplier Name (b)	Mine Location (c)	Shipping Point (d)	Transport Mode (e)	Tons (f)	Effective Purchase Price (\$/Ton) (g)	Add'l Shorthaul & Loading Charges (\$/Ton) (h)	Rail Rate (\$/Ton) (i)	Other Rail Charges (\$/Ton) (j)	River Barge Rate (\$/Ton) (k)	Trans-loading Rate (\$/Ton) (l)	Ocean Barge Rate (\$/Ton) (m)	Other Water Charges (\$/Ton) (n)	Other Related Charges (\$/Ton) (o)	Total Transportation Charges (\$/Ton) (p)	FOB Plant Price (\$/Ton) (q)
1	Transfer Facility	N/A	Davant, La	OB	234,214 00		\$0 000		\$0 000							\$47 434
2	Beneficiated Coal	N/A	Davant, La	OB	6,719 35		\$0 000		\$0 000							\$26 200

MONTHLY REPORT OF COST AND QUALITY OF COAL FOR ELECTRIC PLANTS
ORIGIN, TONNAGE, DELIVERED PRICE AND AS RECEIVED QUALITY

1. Reporting Month: October Year: 2002
 2. Reporting Company: Tampa Electric Company
 3. Plant Name: Gannon Station

4. Name, Title & Telephone Number of Contact Person Concerning Data
 Submitted on this Form. Jeffrey Chronister, Assistant Controller
 (813) - 228 - 1609

5. Signature of Official Submitting Form:



Jeffrey Chronister, Assistant Controller

6. Date Completed: December 13, 2002

Line No. (a)	Supplier Name (b)	Mine Location (c)	Purchase Type (d)	Transport Mode (e)	Tons (f)	Effective Purchase Price (\$/Ton) (g)	Total Transport Charges (\$/Ton) (h)	FOB Plant Price (\$/Ton) (i)	As Received Coal Quality			
									Sulfur Content % (j)	BTU Content (BTU/lb) (k)	Ash Content % (l)	Moisture Content % (m)
1.	Transfer Facility	N/A	N/A	OB	197,863.00			\$42 920	1.03	10,638	6.45	18.48


MONTHLY REPORT OF COST AND QUALITY OF COAL FOR ELECTRIC PLANTS
 DETAILED PURCHASED COAL INVOICE INFORMATION

1. Reporting Month: October Year: 2002

2. Reporting Company: Tampa Electric Company

3. Plant Name: Gannon Station

4. Name, Title & Telephone Number of Contact Person Concerning Data
 Submitted on this Form: Jeffrey Chronister, Assistant Controller
 (813) - 228 - 1609

5. Signature of Official Submitting Form: 
 Jeffrey Chronister, Assistant Controller

6. Date Completed: December 13, 2002


Line No. (a)	Supplier Name (b)	Mine Location (c)	Purchase Type (d)	Tons (e)	F.O.B. Mine Price (\$/Ton) (f)	Shorthaul & Loading Charges (\$/Ton) (g)	Original Invoice Price (\$/Ton) (h)	Retro-active Price Adjustments (\$/Ton) (i)	Base Price (\$/Ton) (j)	Quality Adjustments (\$/Ton) (k)	Effective Purchase Price (\$/Ton) (l)
1.	Transfer Facility	N/A	N/A	197,863.00	N/A	\$0.000		\$0.000		\$0.000	

MONTHLY REPORT OF COST AND QUALITY OF COAL FOR ELECTRIC PLANTS
 DETAIL OF TRANSPORTATION CHARGES

1 Reporting Month October Year 2002
 2 Reporting Company Tampa Electric Company
 3 Plant Name Gannon Station

4 Name, Title & Telephone Number of Contact Person Concerning Data
 Submitted on this Form Jeffrey Chronister, Assistant Controller
 (813) - 228 - 1609

5 Signature of Official Submitting Form



Jeffrey Chronister, Assistant Controller

6 Date Completed December 13, 2002

Line No (a)	Supplier Name (b)	Mine Location (c)	Shipping Point (d)	Transport Mode (e)	Tons (f)	Effective Purchase Price (\$/Ton) (g)	Rail Charges		Waterborne Charges					Total Transportation Charges (\$/Ton) (p)	FOB Plant Price (\$/Ton) (q)	
							Add'l Shorthaul & Loading Charges (\$/Ton) (h)	Rail Rate (\$/Ton) (i)	Other Rail Charges (\$/Ton) (j)	River Barge Rate (\$/Ton) (k)	Trans-loading Rate (\$/Ton) (l)	Ocean Barge Rate (\$/Ton) (m)	Other Water Charges (\$/Ton) (n)			Other Related Charges (\$/Ton) (o)
1	Transfer Facility	N/A	Davant, La	OB	197,863.00	\$0.000		\$0.000								\$42.920

MONTHLY REPORT OF COST AND QUALITY OF COAL FOR ELECTRIC PLANTS
 ORIGIN, TONNAGE, DELIVERED PRICE AND AS RECEIVED QUALITY

1. Reporting Month: October Year 2002
 2. Reporting Company: Tampa Electric Company
 3. Plant Name: Polk Station

4. Name, Title & Telephone Number of Contact Person Concerning Data
 Submitted on this Form: Jeffrey Chronister, Assistant Controller
 (813) 228 - 1609

5. Signature of Official Submitting Form: 
 Jeffrey Chronister, Assistant Controller

6. Date Completed: December 13, 2002

Line No. (a)	Supplier Name (b)	Mine Location (c)	Purchase Type (d)	Transport Mode (e)	Tons (f)	Effective Purchase Price (\$/Ton) (g)	Total Transport Charges (\$/Ton) (h)	FOB Plant Price (\$/Ton) (i)	As Received Coal Quality			
									Sulfur Content % (j)	BTU Content (BTU/lb) (k)	Ash Content % (l)	Moisture Content % (m)
1.	Transfer facility	N/A	N/A	OB	53,169.00			36.666	3.36	13,337	2.44	9.96

MONTHLY REPORT OF COST AND QUALITY OF COAL FOR ELECTRIC PLANTS
 DETAIL OF TRANSPORTATION CHARGES

1 Reporting Month October Year 2002

2 Reporting Company Tampa Electric Company

3 Plant Name Polk Station

4 Name, Title & Telephone Number of Contact Person Concerning Data
 Submitted on this Form Jeffrey Chronister, Assistant Controller
 (813) 228 - 1609

5 Signature of Official Submitting Form  Jeffrey Chronister, Assistant Controller

6 Date Completed December 13, 2002

Line No (a)	Supplier Name (b)	Mine Location (c)	Shipping Point (d)	Transport Mode (e)	Tons (f)	Effective Purchase Price (\$/Ton) (g)	Rail Charges		Waterborne Charges					Total Transportation Charges (\$/Ton) (p)	FOB Plant Price (\$/Ton) (q)	
							Add'l Shorthaul & Loading Charges (\$/Ton) (h)	Rail Rate (\$/Ton) (i)	Other Rail Charges (\$/Ton) (j)	River Barge Rate (\$/Ton) (k)	Trans-loading Rate (\$/Ton) (l)	Ocean Barge Rate (\$/Ton) (m)	Other Water Charges (\$/Ton) (n)			Other Related Charges (\$/Ton) (o)
1	Transfer facility	N/A	Davant, La	OB	53,169.00		\$0.000		\$0.000							\$36.666