



JAMES A. MCGEE
ASSOCIATE GENERAL COUNSEL

February 27, 2003

Ms. Blanco S. Bayo, Director
Division of the Commission Clerk
and Administrative Services
Florida Public Service Commission
2540 Shumard Oak Blvd.
Tallahassee, Florida 32399-0850

Re: Docket No. 030001-EI

Dear Ms. Bayo:

Enclosed for filing on behalf of Progress Energy Florida, Inc. is ten (10) copies of FPSC 423 Forms for the month of December 2002. Forms 423-1A, 423-2, 423-2A, 423-2B, and 423-2C contained in this filing have been edited to delete certain confidential information. Progress Energy Florida, Inc.'s Request for Specified Confidential Treatment, which includes an unedited copy of the 423 Forms, has been submitted for filing this date under separate cover.

Please acknowledge your receipt and filing of the above on the enclosed copy of this letter and return same to me.

Very truly yours,

A handwritten signature in black ink, appearing to read 'James A. McGee', written over a horizontal line.

James A. McGee

JAM/sc
Enclosures
cc: Parties of Record

DOCUMENT NUMBER DATE
02067 MAR -3 03
FPSC-COMMISSION CLERK

CERTIFICATE OF SERVICE

Docket No. 030001-EI

I HEREBY CERTIFY that a true copy of Progress Energy Florida, Inc.'s FPSC 423 Forms for the month of December 2002 have been furnished to the following individuals by regular US Mail this 27th day of February 2003.

John Butler
Steel Hector & Davis
200 S. Biscayne Blvd.
Suite 4000
Miami, FL 33131

Jeffrey A. Stone, Esquire
Russell A. Badders, Esquire
Beggs and Lane
P. O. Box 12950
Pensacola, FL 32576-2950

Lee L. Willis, Esquire
James D. Beasley, Esquire
Ausley & McMullen
P. O. Box 391
Tallahassee, FL 32302

Wm. Cochran Keating, IV
Florida Public Service Commission
2540 Shumard Oak Boulevard
Tallahassee, FL 32399-0850

Stephen C. Burgess, Esquire
Office of the Public Counsel
111 West Madison Street
Room 812
Tallahassee, FL 32399-1400

Joseph A. McGlothlin, Esquire
Vicki Gordon Kaufman, Esquire
McWhirter, Reeves, McGlothlin,
117 S. Gadsden Street
Tallahassee, FL 32301

John McWhirter, Jr.
McWhirter, Reeves, McGlothlin,
400 North Tampa Street
Suite 2450
Tampa, FL 33601

Norman Horton, Jr., Esquire
Messer, Caparello & Self
P. O. Box 1876
Tallahassee, FL 32302



Attorney

**MONTHLY REPORT OF COST AND QUALITY OF COAL FOR ELECTRIC PLANTS
ORIGIN, TONNAGE, DELIVERED PRICE AND AS RECEIVED QUALITY**

- 1. Report for: Mo. December 2002
- 2. Reporting Company: Florida Power Corporation
- 3. Plant Name: Transfer Facility - IMT

4. Name, Title and Telephone Number of Contact
Person Concerning Data Submitted on this Form
Delmar J. Clark Jr., Business Analyst
(727) 824-6616

5. Signature of Official Submitting Report



Delmar J. Clark Jr., Lead Business Financial Analyst

6. Date Completed: February 14, 2003

Line No.	Supplier Name	Mine Location	Purchase Type	Transportation Mode	Tons	Effective Purchase Price (\$/Ton)	Total Transportation Cost (\$/Ton)	F.O.B. Plant Price (\$/Ton)	As Received Coal Quality			
									Percent Sulfur (%)	Btu Content (Btu/lb)	Percent Ash (%)	Percent Moisture (%)
(a)	(b)	(c)	(d)	(e)	(f)	(g)	(h)	(i)	(j)	(k)	(l)	(m)
1	Emerald International Corp.	45 , IM , 999	S	GB	1,401			\$54.88	0.65	12,052	5.91	10.49
2	Black Hawk Synfuel, LLC	08 , Wv , 39	MTC	B	8,869			\$55.32	0.69	12,586	8.48	8.51
3	Black Hawk Synfuel, LLC	08 , Wv , 39	MTC	B	3,543			\$55.32	0.65	12,343	11.79	6.07
4	Black Hawk Synfuel, LLC	08 , Wv , 39	MTC	B	33,029			\$55.32	0.66	12,335	10.81	7.82
5	Kanawha River Terminal	08 , Wv , 39	STC	B	50,864			\$57.32	0.67	12,740	8.42	8.03
6	Kanawha River Terminal	08 , Wv , 39	STC	B	8,484			\$59.32	0.66	12,625	9.92	6.45
7	Marmet Synfuel, LLC	08 , Wv , 39	STC	B	29,098			\$61.07	0.69	12,996	5.95	9.19

**MONTHLY REPORT OF COST AND QUALITY OF COAL FOR ELECTRIC PLANTS
ORIGIN, TONNAGE, DELIVERED PRICE AND AS RECEIVED QUALITY**


1. Report for: Mo. December 2002

2. Reporting Company: Florida Power Corporation

3. Plant Name: Crystal River 1 & 2

4. Name, Title and Telephone Number of Contact
Person Concerning Data Submitted on this Form
Delmar J. Clark Jr., Business Analyst
(727) 824-6616

5. Signature of Official Submitting Report


Delmar J. Clark Jr., Lead Business Financial Analyst

6. Date Completed: February 14, 2003

Line No.	Supplier Name	Mine Location	Purchase Type	Transportation Mode	Tons	Effective Purchase Price (\$/Ton)	Total Transportation Cost (\$/Ton)	F.O.B. Plant Price (\$/Ton)	As Received Coal Quality			
									Percent Sulfur (%)	Btu Content (Btu/lb)	Percent Ash (%)	Percent Moisture (%)
(a)	(b)	(c)	(d)	(e)	(f)	(g)	(h)	(i)	(j)	(k)	(l)	(m)
1	Consolidated Coal Sales	08 , Ky , 133	MTC	UR	121,165			\$55.09	1.25	12,856	7.85	6.77
2	Consolidated Coal Sales	08 , Ky , 119	MTC	UR	9,789			\$52.09	1.42	12,802	7.74	7.38
3	Massey Coal Sales Company, Inc.	08 , Ky , 195	MTC	UR	65,349			\$55.09	1.07	12,435	9.28	7.41
4	Peabody Coal Sales	08 , Ky , 195	S	UR	10,372			\$53.63	0.90	12,732	10.11	5.73
5	Peabody Coal Sales	08 , Wv , 5	S	UR	19,269			\$54.97	0.88	12,914	8.36	7.54
6	Peabody Coal Sales	08 , Wv , 45	S	UR	10,331			\$54.97	0.84	12,413	9.59	7.86
7	Quaker Coal Company, Inc.	08 , Ky , 195	MTC	UR	7,686			\$54.59	1.16	12,801	9.08	6.24
8	Quaker Coal Company, Inc.	08 , Ky , 195	MTC	UR	30,951			\$51.74	1.09	12,474	10.35	6.62
9	Quaker Coal Company, Inc.	08 , Ky , 195	MTC	UR	2,831			\$55.84	0.70	12,562	10.22	6.62
10	Transfer Facility	N/A	N/A	OB	N/A			N/A	N/A	N/A	N/A	N/A

**MONTHLY REPORT OF COST AND QUALITY OF COAL FOR ELECTRIC PLANTS
ORIGIN, TONNAGE, DELIVERED PRICE AND AS RECEIVED QUALITY**


1. Report for: Mo. December 2002

2. Reporting Company: Florida Power Corporation

3. Plant Name: Crystal River 4 & 5

4. Name, Title and Telephone Number of Contact
Person Concerning Data Submitted on this Form
Delmar J. Clark Jr., Business Analyst
(727) 824-6616

5. Signature of Official Submitting Report


Delmar J. Clark Jr., Lead Business Financial Analyst

6. Date Completed: February 14, 2003


Line No.	Supplier Name	Mine Location	Purchase Type	Transportation Mode	Tons	Effective Purchase Price (\$/Ton)	Total Transportation Cost (\$/Ton)	F.O.B. Plant Price (\$/Ton)	As Received Coal Quality			
									Percent Sulfur (%)	Btu Content (Btu/lb)	Percent Ash (%)	Percent Moisture (%)
(a)	(b)	(c)	(d)	(e)	(f)	(g)	(h)	(i)	(j)	(k)	(l)	(m)
1	Alliance Coal Sales Corp.	08 , Ky , 195	MTC	UR	19,850			\$53.35	0.64	12,635	8.52	7.24
2	Amvest Coal Sales, Inc.	08 , Wv , 67	MTC	UR	9,249			\$58.19	0.64	12,601	10.01	6.36
3	Massey Coal Sales Co., Inc.	08 , Wv , 45	LTC	UR	67,770			\$56.69	0.72	12,493	10.20	7.00
4	Quaker Coal Company, Inc.	08 , Ky , 195	LTC	UR	48,037			\$55.85	0.68	12,506	10.14	6.73
5	Transfer Facility	N/A	N/A	OB	186,404			\$64.13	0.68	12,349	8.49	9.81

**MONTHLY REPORT OF COST AND QUALITY OF COAL FOR ELECTRIC PLANTS
ORIGIN, TONNAGE, DELIVERED PRICE AND AS RECEIVED QUALITY**

- 1. Report for: Mo. December 2002
- 2. Reporting Company: Florida Power Corporation
- 3. Plant Name: Transfer Facility - IMT

4. Name, Title and Telephone Number of Contact Person Concerning Data Submitted on this Form
 Delmar J. Clark Jr., Business Analyst
 (727) 824-6616

5. Signature of Official Submitting Report


 Delmar J. Clark Jr., Lead Business Financial Analyst

6. Date Completed: February 14, 2003

Line No.	Supplier Name	Mine Location	Purchase Type	Tons	F.O.B. Mine Price (\$/Ton)	Short Haul & Loading Charges (\$/Ton)	Original Invoice Price (\$/Ton)	Retro-active Price Inc(Dec) (\$/Ton)	Base Price (\$/Ton)	Quality Adjust-ments (\$/Ton)	Effective Purchase Price (\$/Ton)
(a)	(b)	(c)	(d)	(e)	(f)	(g)	(h)	(i)	(j)	(k)	(l)
1	Emerald International Corp.	45 , IM , 999	S	1,401		\$0.00					
2	Black Hawk Synfuel, LLC	08 , Wv , 39	MTC	8,869		\$0.00					
3	Black Hawk Synfuel, LLC	08 , Wv , 39	MTC	3,543		\$0.00					
4	Black Hawk Synfuel, LLC	08 , Wv , 39	MTC	33,029		\$0.00					
5	Kanawha River Terminal	08 , Wv , 39	STC	50,864		\$0.00					
6	Kanawha River Terminal	08 , Wv , 39	STC	8,484		\$0.00					
7	Marmet Synfuel, LLC	08 , Wv , 39	STC	29,098		\$0.00					

**MONTHLY REPORT OF COST AND QUALITY OF COAL FOR ELECTRIC PLANTS
ORIGIN, TONNAGE, DELIVERED PRICE AND AS RECEIVED QUALITY**


1. Report for: Mo. December 2002

2. Reporting Company: Florida Power Corporation

3. Plant Name: Crystal River 1 & 2

4. Name, Title and Telephone Number of Contact Person Concerning Data Submitted on this Form
Delmar J. Clark Jr., Business Analyst
(727) 824-6616

5. Signature of Official Submitting Report


Delmar J. Clark Jr., Lead Business Financial Analyst

6. Date Completed: February 14, 2003

Line No.	Supplier Name	Mine Location	Purchase Type	Tons	F.O.B. Mine Price (\$/Ton)	Short Haul & Loading Charges (\$/Ton)	Original Invoice Price (\$/Ton)	Retro-active Price Increases (\$/Ton)	Base Price (\$/Ton)	Quality Adjust-ments (\$/Ton)	Effective Purchase Price (\$/Ton)
(a)	(b)	(c)	(d)	(e)	(f)	(g)	(h)	(i)	(j)	(k)	(l)
1	Consolidated Coal Sales	08 , Ky , 133	MTC	121,165		\$0.00					
2	Consolidated Coal Sales	08 , Ky , 119	MTC	9,789		\$0.00					
3	Massey Coal Sales Company, Inc.	08 , Ky , 195	MTC	65,349		\$0.00					
4	Peabody Coal Sales	08 , Ky , 195	S	10,372		\$0.00					
5	Peabody Coal Sales	08 , Wv , 5	S	19,269		\$0.00					
6	Peabody Coal Sales	08 , Wv , 45	S	10,331		\$0.00					
7	Quaker Coal Company, Inc.	08 , Ky , 195	MTC	7,686		\$0.00					
8	Quaker Coal Company, Inc.	08 , Ky , 195	MTC	30,951		\$0.00					
9	Quaker Coal Company, Inc.	08 , Ky , 195	MTC	2,831		\$0.00					
10	Transfer Facility	N/A	N/A	N/A		N/A					

MONTHLY REPORT OF COST AND QUALITY OF COAL FOR ELECTRIC PLANTS
ORIGIN, TONNAGE, DELIVERED PRICE AND AS RECEIVED QUALITY

1. Report for: Mo. December 2002

2. Reporting Company: Florida Power Corporation

3. Plant Name: Crystal River 4 & 5

4. Name, Title and Telephone Number of Contact Person Concerning Data Submitted on this Form
Delmar J. Clark Jr., Business Analyst
(727) 824-6616

5. Signature of Official Submitting Report

Delmar J. Clark Jr., Lead Business Financial Analyst

6. Date Completed: February 14, 2003

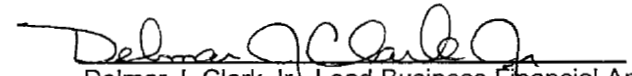
Line No.	Supplier Name	Mine Location	Purchase Type	Tons	F.O.B. Mine Price (\$/Ton)	Short Haul & Loading Charges (\$/Ton)	Original Invoice Price (\$/Ton)	Retro-active Price Increases (\$/Ton)	Base Price (\$/Ton)	Quality Adjustments (\$/Ton)	Effective Purchase Price (\$/Ton)
(a)	(b)	(c)	(d)	(e)	(f)	(g)	(h)	(i)	(j)	(k)	(l)
1	Alliance Coal Sales Corp.	08 , Ky , 195	MTC	19,850		\$0.00					
2	Amvest Coal Sales, Inc.	08 , Wv , 67	MTC	9,249		\$0.00					
3	Massey Coal Sales Co., Inc.	08 , Wv , 45	LTC	67,770		\$0.00					
4	Quaker Coal Company, Inc.	08 , Ky , 195	LTC	48,037		\$0.00					
5	Transfer Facility	N/A	N/A	186,404		\$0.00					

**MONTHLY REPORT OF COST AND QUALITY OF COAL FOR ELECTRIC PLANTS
ORIGIN, TONNAGE, DELIVERED PRICE AND AS RECEIVED QUALITY**

1. Report for: Mo. December 2002
2. Reporting Company: Florida Power Corporation
3. Plant Name: Transfer Facility - IMT

4. Name, Title and Telephone Number of Contact Person Concerning Data Submitted on this Form
 Delmar J. Clark Jr., Business Analyst
 (727) 824-6616

5. Signature of Official Submitting Report



Delmar J. Clark Jr., Lead Business Financial Analyst

6. Date Completed: February 14, 2003

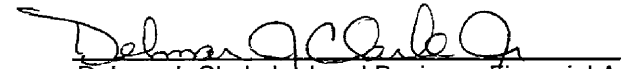
Line No.	Supplier Name	Mine Location	Shipping Point	Transportation Mode	Tons	Effective Purchase Price (\$/Ton)	Additional Shorthaul & Loading Charges (\$/Ton)	Rail Rate (\$/Ton)	Other Rail Charges (\$/Ton)	River Barge Rate (\$/Ton)	Trans-loading Rate (\$/Ton)	Ocean Barge Rate (\$/Ton)	Other Water Charges (\$/Ton)	Other Related Charges (\$/Ton)	Transportation Charges (\$/Ton)	F.O.B.
																Plant Price (\$/Ton)
(a)	(b)	(c)	(d)	(e)	(f)	(g)	(h)	(i)	(j)	(k)	(l)	(m)	(n)	(o)	(p)	(q)
1	Emerald International Corp.	45 , IM , 999	Pribbenow, Col	GB	1,401		N/A	N/A	N/A	N/A	N/A	N/A	N/A	N/A		\$54.88
2	Black Hawk Synfuel, LLC	08 , Wv , 39	Kanawha,Wv	B	8,869		N/A	N/A	N/A	N/A	N/A	N/A	N/A	N/A		\$55.32
3	Black Hawk Synfuel, LLC	08 , Wv , 39	Kanawha,Wv	B	3,543		N/A	N/A	N/A	N/A	N/A	N/A	N/A	N/A		\$55.32
4	Black Hawk Synfuel, LLC	08 , Wv , 39	Kanawha,Wv	B	33,029		N/A	N/A	N/A	N/A	N/A	N/A	N/A	N/A		\$55.32
5	Kanawha River Terminal	08 , Wv , 39	Kanawha,Wv	B	50,864		N/A	N/A	N/A	N/A	N/A	N/A	N/A	N/A		\$57.32
6	Kanawha River Terminal	08 , Wv , 39	Kanawha,Wv	B	8,484		N/A	N/A	N/A	N/A	N/A	N/A	N/A	N/A		\$59.32
7	Marmet Synfuel, LLC	08 , Wv , 39	Kanawha,Wv	B	29,098		N/A	N/A	N/A	N/A	N/A	N/A	N/A	N/A		\$61.07

MONTHLY REPORT OF COST AND QUALITY OF COAL FOR ELECTRIC PLANTS
ORIGIN, TONNAGE, DELIVERED PRICE AND AS RECEIVED QUALITY

- 1. Report for: Mo. December 2002
- 2. Reporting Company: Florida Power Corporation
- 3. Plant Name: Crystal River 1 & 2

4. Name, Title and Telephone Number of Contact
Person Concerning Data Submitted on this Form
Delmar J. Clark Jr., Business Analyst
(727) 824-6616

5. Signature of Official Submitting Report


Delmar J. Clark Jr., Lead Business Financial Analyst

6. Date Completed: February 14, 2003

Line No.	Supplier Name	Mine Location	Shipping Point	Transportation Mode	Tons	Effective Purchase Price (\$/Ton)	Additional Shorthaul & Loading Charges (\$/Ton)	Rail Rate (\$/Ton)	Other Rail Charges (\$/Ton)	River Barge Rate (\$/Ton)	Trans-loading Rate (\$/Ton)	Ocean Barge Rate (\$/Ton)	Other Water Charges (\$/Ton)	Other Related Charges (\$/Ton)	Transportation Charges (\$/Ton)	F.O.B. Plant Price (\$/Ton)
(a)	(b)	(c)	(d)	(e)	(f)	(g)	(h)	(i)	(j)	(k)	(l)	(m)	(n)	(o)	(p)	(q)
1	Consolidated Coal Sales	08 , Ky , 133	Letcher, Ky	UR	121,165		N/A			N/A	N/A	N/A	\$0.00	\$0.00		\$55.09
2	Consolidated Coal Sales	08 , Ky , 119	Letcher, Ky	UR	9,789		N/A			N/A	N/A	N/A	\$0.00	\$0.00		\$52.09
3	Massey Coal Sales Company, Inc.	08 , Ky , 195	Pike, Ky	UR	65,349		N/A			N/A	N/A	N/A	\$0.00	\$0.00		\$55.09
4	Peabody Coal Sales	08 , Ky , 195	Pike, Ky	UR	10,372		N/A			N/A	N/A	N/A	\$0.00	\$0.00		\$53.63
5	Peabody Coal Sales	08 , Wv , 5	Boone, Wv	UR	19,269		N/A			N/A	N/A	N/A	\$0.00	\$0.00		\$54.97
6	Peabody Coal Sales	08 , Wv , 45	Logan, Wv	UR	10,331		N/A			N/A	N/A	N/A	\$0.00	\$0.00		\$54.97
7	Quaker Coal Company, Inc.	08 , Ky , 195	Pike, Ky	UR	7,686		N/A			N/A	N/A	N/A	\$0.00	\$0.00		\$54.59
8	Quaker Coal Company, Inc.	08 , Ky , 195	Pike, Ky	UR	30,951		N/A			N/A	N/A	N/A	\$0.00	\$0.00		\$51.74
9	Quaker Coal Company, Inc.	08 , Ky , 195	Pike, Ky	UR	2,831		N/A			N/A	N/A	N/A	\$0.00	\$0.00		\$55.84
10	Transfer Facility	N/A	Plaquemines Parrish, La	OB	N/A		N/A			N/A	N/A	N/A	\$0.00	\$0.00		N/A

**MONTHLY REPORT OF COST AND QUALITY OF COAL FOR ELECTRIC PLANTS
ORIGIN, TONNAGE, DELIVERED PRICE AND AS RECEIVED QUALITY**

1. Report for: Mo. December 2002

2. Reporting Company: Florida Power Corporation

3. Plant Name: Crystal River 4 & 5

4. Name, Title and Telephone Number of Contact Person Concerning Data Submitted on this Form
Delmar J. Clark Jr., Business Analyst
(727) 824-6616

5. Signature of Official Submitting Report



Delmar J. Clark Jr., Lead Business Financial Analyst

6. Date Completed: February 14, 2003


Line No.	Supplier Name	Mine Location	Shipping Point	Transportation Mode	Tons	Effective Purchase Price (\$/Ton)	Additional Shorthaul & Loading Charges (\$/Ton)	Rail Rate (\$/Ton)	Other Rail Charges (\$/Ton)	River Barge Rate (\$/Ton)	Trans-loading Rate (\$/Ton)	Ocean Barge Rate (\$/Ton)	Other Water Charges (\$/Ton)	Other Related Charges (\$/Ton)	Transportation Charges (\$/Ton)	F.O.B. Plant Price (\$/Ton)
(a)	(b)	(c)	(d)	(e)	(f)	(g)	(h)	(i)	(j)	(k)	(l)	(m)	(n)	(o)	(p)	(q)
1	Alliance Coal Sales Corp.	08 , Ky , 195	Pike, Ky	UR	19,850		N/A			N/A	N/A	N/A	\$0.00	\$0.00		\$53.35
2	Amvest Coal Sales, Inc.	08 , Wv , 67	Nicholas, Wv	UR	9,249		N/A			N/A	N/A	N/A	\$0.00	\$0.00		\$58.19
3	Massey Coal Sales Co., Inc.	08 , Wv , 45	Logan, Wv	UR	67,770		N/A			N/A	N/A	N/A	\$0.00	\$0.00		\$56.69
4	Quaker Coal Company, Inc.	08 , Ky , 195	Pike, Ky	UR	48,037		N/A			N/A	N/A	N/A	\$0.00	\$0.00		\$55.85
5	Transfer Facility	N/A	Plaquemines Parrish, La	OB	186,404		N/A			N/A	N/A	N/A	\$0.00	\$0.00		\$64.13

**MONTHLY REPORT OF COST AND QUALITY OF COAL FOR ELECTRIC PLANTS
REPORT OF ADJUSTMENTS TO PREVIOUS COAL DELIVERIES**

- 1. Report for: Mo. December 2002
- 2. Reporting Company: Florida Power Corporation
- 3. Plant Name: Transfer Facility - IMT

4. Name, Title and Telephone Number of Contact Person Concerning Data Submitted on this Form
 Delmar J. Clark Jr., Business Analyst
 (727) 824-6616

5. Signature of Official Submitting Report


 Delmar J. Clark Jr., Lead Business Financial Analyst

6. Date Completed: February 14, 2003

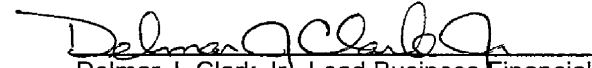
Line No.	Month Reported	Form Plant Name	Intended Generating Plant	Supplier	Original Line Number	Old Volume (tons)	Form No.	Column Title	Old Value	New Value	New F.O.B. Plant Price	Reason for Revision
(a)	(b)	(c)	(d)	(e)	(f)	(g)	(h)	(i)	(j)	(k)	(l)	(m)
1	10/02	Transfer Facility-IMT		Black Hawk Synfuel, LLC	2	1,663	2A	(k) Quality Adjustments			\$66.86	Quality Adjustment
2	10/02	Transfer Facility-IMT		Black Hawk Synfuel, LLC	3	5,115	2A	(k) Quality Adjustments			\$64.06	Quality Adjustment
3	10/02	Transfer Facility-IMT		Black Hawk Synfuel, LLC	4	3,438	2A	(k) Quality Adjustments			\$56.03	Quality Adjustment
4	10/02	Transfer Facility-IMT		Black Hawk Synfuel, LLC	5	19,543	2A	(k) Quality Adjustments			\$56.79	Quality Adjustment
5	10/02	Transfer Facility-IMT		Black Hawk Synfuel, LLC	6	19,547	2A	(k) Quality Adjustments			\$56.67	Quality Adjustment
6	10/02	Transfer Facility-IMT		Kanawha River Terminal	7	31,059	2A	(k) Quality Adjustments			\$50.52	Quality Adjustment
7	10/02	Transfer Facility-IMT		Kanawha River Terminal	8	6,739	2A	(k) Quality Adjustments			\$49.80	Quality Adjustment
8	10/02	Transfer Facility-IMT		Kanawha River Terminal	9	9,809	2A	(k) Quality Adjustments			\$49.66	Quality Adjustment
9	10/02	Transfer Facility-IMT		Marmet Synfuel, LLC	10	29,415	2A	(k) Quality Adjustments			\$60.53	Quality Adjustment

**MONTHLY REPORT OF COST AND QUALITY OF COAL FOR ELECTRIC PLANTS
REPORT OF ADJUSTMENTS TO PREVIOUS COAL DELIVERIES**

- 1. Report for: Mo. December 2002
- 2. Reporting Company: Florida Power Corporation
- 3. Plant Name: Crystal River 1 & 2

4. Name, Title and Telephone Number of Contact Person Concerning Data Submitted on this Form
 Delmar J. Clark Jr., Business Analyst
 (727) 824-6616

5. Signature of Official Submitting Report


 Delmar J. Clark Jr., Lead Business Financial Analyst

6. Date Completed: February 14, 2003


Line No.	Month Reported	Form Plant Name	Intended Generating Plant	Supplier	Original Line Number	Old Volume (tons)	Form No.	Column Title	Old Value	New Value	New F.O.B. Plant Price	Reason for Revision
(a)	(b)	(c)	(d)	(e)	(f)	(g)	(h)	(i)	(j)	(k)	(l)	(m)
1	11/02	CR1&2	CR1&2	Quaker Coal Company, Inc.	4	60,602	2A	(k) Quality Adjustments			\$55.82	Quality Adjustment

**MONTHLY REPORT OF COST AND QUALITY OF COAL FOR ELECTRIC PLANTS
REPORT OF ADJUSTMENTS TO PREVIOUS COAL DELIVERIES**

- 1. Report for: Mo. December 2002
- 2. Reporting Company: Florida Power Corporation
- 3. Plant Name: Crystal River 4 & 5

4. Name, Title and Telephone Number of Contact Person Concerning Data Submitted on this Form
 Delmar J. Clark Jr., Business Analyst
 (727) 824-6616

5. Signature of Official Submitting Report


 Delmar J. Clark Jr., Lead Business Financial Analyst

6. Date Completed: February 14, 2003

Line No.	Month Reported	Form Plant Name	Intended Generating Plant	Supplier	Original Line Number	Old Volume (tons)	Form No.	Column Title	Old Value	New Value	New F.O.B. Plant Price	Reason for Revision
(a)	(b)	(c)	(d)	(e)	(f)	(g)	(h)	(i)	(j)	(k)	(l)	(m)
1	11/02	CR4&5	CR4&5	Quaker Coal Company, Inc.	7	29,758	2A	(k) Quality Adjustments			\$54.66	Quality Adjustment
2	10/02	CR4&5	CR4&5	Alliance Coal Sales Corp.	1	39,795	2A	(k) Quality Adjustments			\$58.21	Quality Adjustment
3	10/02	CR4&5	CR4&5	Peabody Coal Sales, Inc.	4	10,290	2A	(k) Quality Adjustments			\$55.67	Quality Adjustment