

# AUSLEY & MCMULLEN

ATTORNEYS AND COUNSELORS AT LAW

227 SOUTH CALHOUN STREET  
P.O. BOX 391 (ZIP 32302)  
TALLAHASSEE, FLORIDA 32301  
(850) 224-9115 FAX (850) 222-7560

April 15, 2003

HAND DELIVERED

Ms. Blanca S. Bayo, Director  
Division of Commission Clerk  
and Administrative Services  
Florida Public Service Commission  
2540 Shumard Oak Boulevard  
Tallahassee, Florida 32399-0850

Re: Fuel and Purchased Power Cost Recovery Clause  
and Generating Performance Incentive Factor;  
FPSC Docket No. 030001-EI

Dear Ms. Bayo:

Enclosed for filing in the above-styled docket are the original and ten (10) copies of Tampa Electric Company's Forms 423-1, 423-1(a), 423-1(b), 423-2, 423-2(a), 423-2(b) and 423-2(c) for the month of February 2003. Portions of Forms 423-1(a), 423-2, 423-2(a) and 423-2(b) have been whited out to delete certain confidential proprietary business information which is the subject of a separate request for specified confidential treatment being simultaneously filed herewith.

Please acknowledge receipt and filing of the above by stamping the duplicate copy of this letter and returning same to this writer.

Thank you for your assistance in connection with this matter.

Sincerely,

  
James D. Beasley

JDB/pp  
Enclosures

cc: All Parties of Record (w/o encls.)

DOCUMENT NUMBER-DATE

03485 APR 15 8

FPSC-COMMISSION CLERK


MONTHLY REPORT OF COST AND QUALITY OF FUEL OIL FOR ELECTRIC PLANTS  
ORIGIN, VOLUME, DELIVERED PRICE AND AS RECEIVED QUALITY

1. Reporting Month: February Year. 2003

2. Reporting Company: Tampa Electric Company

3. Name, Title & Telephone Number of Contact Person Concerning Data  
Submitted on this Form: Jeffrey Chronister, Assistant Controller  
(813) - 228 - 1609

4. Signature of Official Submitting Report:



Jeffrey Chronister, Assistant Controller

5. Date Completed April 15, 2003

Line No (a)	Plant Name (b)	Supplier Name (c)	Shipping Point (d)	Purchase Type (e)	Delivery Location (f)	Delivery Date (g)	Type Oil (h)	Sulfur Content % (i)	BTU Content (BTU/Gal) (j)	Volume (Bbls) (k)	Delivered Price (\$/Bbl) (l)
1.	Polk	BP	Tampa	MTC	Polk	02/01/03	F02	*	*	182.50	\$44.0292
2.	Polk	BP	Tampa	MTC	Polk	02/02/03	F02	*	*	183.38	\$44.0294
3.	Polk	BP	Tampa	MTC	Polk	02/03/03	F02	*	*	2,733.64	\$43.4832
4.	Polk	BP	Tampa	MTC	Polk	02/04/03	F02	*	*	2,010.69	\$45.5411
5.	Polk	BP	Tampa	MTC	Polk	02/05/03	F02	*	*	1,634.38	\$47.7327
6.	Polk	BP	Tampa	MTC	Polk	02/06/03	F02	*	*	545.19	\$49.2162
7.	Polk	BP	Tampa	MTC	Polk	02/07/03	F02	*	*	366.12	\$51.9881
8.	Polk	BP	Tampa	MTC	Polk	02/08/03	F02	*	*	547.31	\$51.9881
9.	Polk	BP	Tampa	MTC	Polk	02/09/03	F02	*	*	917.81	\$51.9882
10.	Polk	BP	Tampa	MTC	Polk	02/10/03	F02	*	*	1,267.05	\$48.5861
11.	Polk	BP	Tampa	MTC	Polk	02/13/03	F02	*	*	547.52	\$47.3685
12.	Polk	BP	Tampa	MTC	Polk	02/14/03	F02	*	*	2,170.10	\$48.4181
13.	Polk	BP	Tampa	MTC	Polk	02/15/03	F02	*	*	356.21	\$48.4188
14.	Polk	BP	Tampa	MTC	Polk	02/16/03	F02	*	*	1,068.45	\$48.4183
15.	Polk	BP	Tampa	MTC	Polk	02/17/03	F02	*	*	1,078.38	\$48.4182
16.	Polk	BP	Tampa	MTC	Polk	02/18/03	F02	*	*	365.57	\$48.4604
17.	Polk	BP	Tampa	MTC	Polk	02/19/03	F02	*	*	1,269.57	\$49.2162
18.	Polk	BP	Tampa	MTC	Polk	02/20/03	F02	*	*	1,283.05	\$47.0111
19.	Polk	BP	Tampa	MTC	Polk	02/25/03	F02	*	*	1,115.64	\$50.8543
20.	Polk	BP	Tampa	MTC	Polk	02/26/03	F02	*	*	1,860.95	\$50.8543
21.	Polk	BP	Tampa	MTC	Polk	02/27/03	F02	*	*	371.43	\$50.4759
22.	Polk	BP	Tampa	MTC	Polk	02/28/03	F02	*	*	1,298.49	\$50.7925
23.	Phillips	BP	Tampa	MTC	Phillips	02/12/03	F02	*	*	178.17	\$46.7121
24.	Phillips	BP	Tampa	MTC	Phillips	02/13/03	F02	*	*	356.85	\$46.5039
25.	Gannon	Central	Tampa	MTC	Gannon	02/01/03	F02	*	*	482.72	\$40.3038

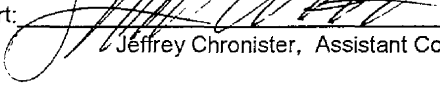
\* No analysis Taken

MONTHLY REPORT OF COST AND QUALITY OF FUEL OIL FOR ELECTRIC PLANTS  
ORIGIN, VOLUME, DELIVERED PRICE AND AS RECEIVED QUALITY

1. Reporting Month: February Year 2003

2. Reporting Company: Tampa Electric Company

3. Name, Title & Telephone Number of Contact Person Concerning Data  
Submitted on this Form: Jeffrey Chronister, Assistant Controller  
(813) - 228 - 1609

4. Signature of Official Submitting Report:   
Jeffrey Chronister, Assistant Controller

5. Date Completed: April 15, 2003

Line No. (a)	Plant Name (b)	Supplier Name (c)	Shipping Point (d)	Purchase Type (e)	Delivery Location (f)	Delivery Date (g)	Type Oil (h)	Sulfur Content % (i)	BTU Content (BTU/Gal) (j)	Volume (Bbls) (k)	Delivered Price (\$/Bbl) (l)
26.	Gannon	Central	Tampa	MTC	Gannon	02/02/03	F02	*	*	355.17	\$41.6553
27.	Gannon	Central	Tampa	MTC	Gannon	02/03/03	F02	*	*	178.38	\$41.6558
28.	Gannon	Central	Tampa	MTC	Gannon	02/04/03	F02	*	*	356.93	\$41.6555
29.	Gannon	BP	Tampa	MTC	Gannon	02/06/03	F02	*	*	178.21	\$48.3521
30.	Gannon	BP	Tampa	MTC	Gannon	02/07/03	F02	*	*	178.31	\$51.1228
31.	Gannon	BP	Tampa	MTC	Gannon	02/09/03	F02	*	*	178.36	\$51.1222
32.	Gannon	BP	Tampa	MTC	Gannon	02/10/03	F02	*	*	534.36	\$47.7207
33.	Gannon	BP	Tampa	MTC	Gannon	02/11/03	F02	*	*	178.19	\$47.3641
34.	Gannon	BP	Tampa	MTC	Gannon	02/13/03	F02	*	*	178.31	\$46.5029
35.	Gannon	Central	Tampa	MTC	Gannon	02/16/03	F02	*	*	354.24	\$46.7032
36.	Gannon	Central	Tampa	MTC	Gannon	02/17/03	F02	*	*	295.33	\$46.7040
37.	Gannon	Central	Tampa	MTC	Gannon	02/18/03	F02	*	*	177.76	\$46.7039
38.	Gannon	Central	Tampa	MTC	Gannon	02/19/03	F02	*	*	176.93	\$46.7031
39.	Gannon	Central	Tampa	MTC	Gannon	02/22/03	F02	*	*	176.83	\$46.7043
40.	Gannon	Central	Tampa	MTC	Gannon	02/23/03	F02	*	*	177.67	\$46.8107
41.	Gannon	Central	Tampa	MTC	Gannon	02/25/03	F02	*	*	350.74	\$46.8109
42.	Gannon	Central	Tampa	MTC	Gannon	02/27/03	F02	*	*	354.21	\$46.8121
43.	Gannon	Central	Tampa	MTC	Gannon	02/28/03	F02	*	*	177.05	\$46.8110
44.	Phillips	El Paso	Tampa	MTC	Phillips	02/03/03	F06	*	*	1,075.79	\$36.6300
45.	Phillips	El Paso	Tampa	MTC	Phillips	02/04/03	F06	*	*	620.32	\$36.6300
46.	Phillips	El Paso	Tampa	MTC	Phillips	02/05/03	F06	*	*	1,386.10	\$36.6300
47.	Phillips	El Paso	Tampa	MTC	Phillips	02/06/03	F06	*	*	1,543.72	\$36.6300
48.	Phillips	El Paso	Tampa	MTC	Phillips	02/07/03	F06	*	*	777.02	\$36.6300
49.	Phillips	El Paso	Tampa	MTC	Phillips	02/10/03	F06	*	*	625.26	\$37.2800
50.	Phillips	El Paso	Tampa	MTC	Phillips	02/11/03	F06	*	*	1,396.41	\$37.2800

\* No analysis Taken

ORIGIN, VOLUME, DELIVERED PRICE AND AS RECEIVED QUALITY


1. Reporting Month: February Year: 2003

2. Reporting Company: Tampa Electric Company

3. Name, Title & Telephone Number of Contact Person Concerning Data

Submitted on this Form: Jeffrey Chronister, Assistant Controller  
(813) - 228 - 1609

4 Signature of Official Submitting Report:



Jeffrey Chronister, Assistant Controller

5. Date Completed: April 15, 2003

Line No. (a)	Plant Name (b)	Supplier Name (c)	Shipping Point (d)	Purchase Type (e)	Delivery Location (f)	Delivery Date (g)	Type Oil (h)	Sulfur Content % (i)	BTU Content (BTU/Gal) (j)	Volume (Bbls) (k)	Delivered Price (\$/Bbl) (l)
51.	Phillips	El Paso	Tampa	MTC	Phillips	02/12/03	F06	*	*	1,236.19	\$37.2800
52.	Phillips	El Paso	Tampa	MTC	Phillips	02/13/03	F06	*	*	1,543.84	\$37.2800
53.	Phillips	El Paso	Tampa	MTC	Phillips	02/14/03	F06	*	*	1,093.61	\$37.2800
54.	Phillips	El Paso	Tampa	MTC	Phillips	02/17/03	F06	*	*	764.59	\$37.3100
55.	Phillips	El Paso	Tampa	MTC	Phillips	02/19/03	F06	*	*	1,398.49	\$37.3100
56.	Phillips	El Paso	Tampa	MTC	Phillips	02/20/03	F06	*	*	783.05	\$37.3100
57.	Phillips	El Paso	Tampa	MTC	Phillips	02/24/03	F06	*	*	923.23	\$36.6300
58.	Phillips	El Paso	Tampa	MTC	Phillips	02/25/03	F06	*	*	618.77	\$36.6300
59.	Phillips	El Paso	Tampa	MTC	Phillips	02/26/03	F06	*	*	306.00	\$36.6300
60.	Phillips	El Paso	Tampa	MTC	Phillips	02/27/03	F06	*	*	154.26	\$36.6300

\* No analysis Taken  
FPSC FORM 423-1 (2/87)

MONTHLY REPORT OF COST AND QUALITY OF FUEL OIL FOR ELECTRIC PLANTS  
 DETAIL OF INVOICE AND TRANSPORTATION CHARGES

1. Reporting Month: February Year: 2003

2. Reporting Company: Tampa Electric Company

3. Name, Title & Telephone Number of Contact Person Concerning Data  
 Submitted on this Form. Jeffrey Chronister, Assistant Controller  
 (813) - 228 - 1609

4. Signature of Official Submitting Report:   
 Jeffrey Chronister, Assistant Controller

5 Date Completed: April 15, 2003

Line No. (a)	Plant Name (b)	Supplier Name (c)	Delivery Location (d)	Delivery Date (e)	Type Oil (f)	Volume (Bbls) (g)	Invoice Price (\$/Bbl) (h)	Invoice Amount \$ (i)	Discount \$ (j)	Net Amount \$ (k)	Net Price (\$/Bbl) (l)	Quality Adjust. (\$/Bbl) (m)	Effective Purchase Price (\$/Bbl) (n)	Transport to Terminal (\$/Bbl) (o)	Add'l Transport Charges (\$/Bbl) (p)	Other Charges (\$/Bbl) (q)	Delivered Price (\$/Bbl) (r)
1.	Polk	BP	Polk	02/01/03	F02	182.50									\$0.0000	\$0.0000	\$44.0292
2.	Polk	BP	Polk	02/02/03	F02	183.38									\$0.0000	\$0.0000	\$44.0294
3.	Polk	BP	Polk	02/03/03	F02	2,733.64									\$0.0000	\$0.0000	\$43.4832
4.	Polk	BP	Polk	02/04/03	F02	2,010.69									\$0.0000	\$0.0000	\$45.5411
5.	Polk	BP	Polk	02/05/03	F02	1,634.38									\$0.0000	\$0.0000	\$47.7327
6.	Polk	BP	Polk	02/06/03	F02	545.19									\$0.0000	\$0.0000	\$49.2162
7.	Polk	BP	Polk	02/07/03	F02	366.12									\$0.0000	\$0.0000	\$51.9881
8.	Polk	BP	Polk	02/08/03	F02	547.31									\$0.0000	\$0.0000	\$51.9881
9.	Polk	BP	Polk	02/09/03	F02	917.81									\$0.0000	\$0.0000	\$51.9882
10.	Polk	BP	Polk	02/10/03	F02	1,267.05									\$0.0000	\$0.0000	\$48.5861
11.	Polk	BP	Polk	02/13/03	F02	547.52									\$0.0000	\$0.0000	\$47.3685
12.	Polk	BP	Polk	02/14/03	F02	2,170.10									\$0.0000	\$0.0000	\$48.4181
13.	Polk	BP	Polk	02/15/03	F02	356.21									\$0.0000	\$0.0000	\$48.4188
14.	Polk	BP	Polk	02/16/03	F02	1,068.45									\$0.0000	\$0.0000	\$48.4183
15.	Polk	BP	Polk	02/17/03	F02	1,078.38									\$0.0000	\$0.0000	\$48.4182
16.	Polk	BP	Polk	02/18/03	F02	365.57									\$0.0000	\$0.0000	\$48.4604
17.	Polk	BP	Polk	02/19/03	F02	1,269.57									\$0.0000	\$0.0000	\$49.2162
18.	Polk	BP	Polk	02/20/03	F02	1,283.05									\$0.0000	\$0.0000	\$47.0111
19.	Polk	BP	Polk	02/25/03	F02	1,115.64									\$0.0000	\$0.0000	\$50.8543
20.	Polk	BP	Polk	02/26/03	F02	1,860.95									\$0.0000	\$0.0000	\$50.8543
21.	Polk	BP	Polk	02/27/03	F02	371.43									\$0.0000	\$0.0000	\$50.4759
22.	Polk	BP	Polk	02/28/03	F02	1,298.49									\$0.0000	\$0.0000	\$50.7925
23.	Phillips	BP	Phillips	02/12/03	F02	178.17									\$0.0000	\$0.0000	\$46.7121
24.	Phillips	BP	Phillips	02/13/03	F02	356.85									\$0.0000	\$0.0000	\$46.5039
25.	Gannon	Central	Gannon	02/01/03	F02	482.72									\$0.0000	\$0.0000	\$40.3038

MONTHLY REPORT OF COST AND QUALITY OF FUEL OIL FOR ELECTRIC PLANTS  
 DETAIL OF INVOICE AND TRANSPORTATION CHARGES


1. Reporting Month February Year: 2003

3. Name, Title & Telephone Number of Contact Person Concerning Data

2. Reporting Company Tampa Electric Company

Submitted on this Form: Jeffrey Chronister, Assistant Controller  
 (813) - 228 - 1609

4. Signature of Official Submitting Report:



Jeffrey Chronister, Assistant Controller

5. Date Completed. April 15, 2003

Line No.	Plant Name	Supplier Name	Delivery Location	Delivery Date	Type Oil	Volume (Bbls)	Invoice Price (\$/Bbl)	Invoice Amount \$	Discount \$	Net Amount \$	Net Price (\$/Bbl)	Quality Adjust. (\$/Bbl)	Effective Purchase Price (\$/Bbl)	Transport to Terminal (\$/Bbl)	Add'l Transport Charges (\$/Bbl)	Other Charges (\$/Bbl)	Delivered Price (\$/Bbl)
(a)	(b)	(c)	(d)	(e)	(f)	(g)	(h)	(i)	(j)	(k)	(l)	(m)	(n)	(o)	(p)	(q)	(r)
26	Gannon	Central	Gannon	02/02/03	F02	355.17									\$0.0000	\$0.0000	\$41.6553
27	Gannon	Central	Gannon	02/03/03	F02	178.38									\$0.0000	\$0.0000	\$41.6558
28	Gannon	Central	Gannon	02/04/03	F02	356.93									\$0.0000	\$0.0000	\$41.6555
29	Gannon	BP	Gannon	02/06/03	F02	178.21									\$0.0000	\$0.0000	\$48.3521
30	Gannon	BP	Gannon	02/07/03	F02	178.31									\$0.0000	\$0.0000	\$51.1228
31	Gannon	BP	Gannon	02/09/03	F02	178.36									\$0.0000	\$0.0000	\$51.1222
32	Gannon	BP	Gannon	02/10/03	F02	534.36									\$0.0000	\$0.0000	\$47.7207
33	Gannon	BP	Gannon	02/11/03	F02	178.19									\$0.0000	\$0.0000	\$47.3641
34	Gannon	BP	Gannon	02/13/03	F02	178.31									\$0.0000	\$0.0000	\$46.5029
35	Gannon	Central	Gannon	02/16/03	F02	354.24									\$0.0000	\$0.0000	\$46.7032
36	Gannon	Central	Gannon	02/17/03	F02	295.33									\$0.0000	\$0.0000	\$46.7040
37	Gannon	Central	Gannon	02/18/03	F02	177.76									\$0.0000	\$0.0000	\$46.7039
38	Gannon	Central	Gannon	02/19/03	F02	176.93									\$0.0000	\$0.0000	\$46.7031
39	Gannon	Central	Gannon	02/22/03	F02	176.83									\$0.0000	\$0.0000	\$46.7043
40	Gannon	Central	Gannon	02/23/03	F02	177.67									\$0.0000	\$0.0000	\$46.8107
41	Gannon	Central	Gannon	02/25/03	F02	350.74									\$0.0000	\$0.0000	\$46.8109
42	Gannon	Central	Gannon	02/27/03	F02	354.21									\$0.0000	\$0.0000	\$46.8121
43	Gannon	Central	Gannon	02/28/03	F02	177.05									\$0.0000	\$0.0000	\$46.8110
44	Phillips	El Paso	Phillips	02/03/03	F06	1,075.79									\$0.0000	\$0.0000	\$36.6300
45	Phillips	El Paso	Phillips	02/04/03	F06	620.32									\$0.0000	\$0.0000	\$36.6300
46	Phillips	El Paso	Phillips	02/05/03	F06	1,386.10									\$0.0000	\$0.0000	\$36.6300
47	Phillips	El Paso	Phillips	02/06/03	F06	1,543.72									\$0.0000	\$0.0000	\$36.6300
48	Phillips	El Paso	Phillips	02/07/03	F06	777.02									\$0.0000	\$0.0000	\$36.6300
49	Phillips	El Paso	Phillips	02/10/03	F06	625.26									\$0.0000	\$0.0000	\$37.2800
50	Phillips	El Paso	Phillips	02/11/03	F06	1,396.41									\$0.0000	\$0.0000	\$37.2800

\* No analysis Taken


MONTHLY REPORT OF COST AND QUALITY OF FUEL OIL FOR ELECTRIC PLANTS  
 DETAIL OF INVOICE AND TRANSPORTATION CHARGES

1. Reporting Month: February Year: 2003

3. Name, Title & Telephone Number of Contact Person Concerning Data  
 Submitted on this Form: Jeffrey Chronister, Assistant Controller  
 (813) - 228 - 1609

2. Reporting Company: Tampa Electric Company

4. Signature of Official Submitting Report:



Jeffrey Chronister, Assistant Controller

5. Date Completed April 15, 2003

Line No. (a)	Plant Name (b)	Supplier Name (c)	Delivery Location (d)	Delivery Date (e)	Type Oil (f)	Volume (Bbls) (g)	Invoice Price (\$/Bbl) (h)	Invoice Amount \$ (i)	Discount \$ (j)	Net Amount \$ (k)	Net Price (\$/Bbl) (l)	Quality Adjust. (\$/Bbl) (m)	Effective Purchase Price (\$/Bbl) (n)	Transport to Terminal (\$/Bbl) (o)	Add'l Transport Charges (\$/Bbl) (p)	Other Charges (\$/Bbl) (q)	Delivered Price (\$/Bbl) (r)
51.	Phillips	El Paso	Phillips	02/12/03	F06	1,236.19											\$37.2800
52.	Phillips	El Paso	Phillips	02/13/03	F06	1,543.84									\$0.0000	\$0.0000	\$37.2800
53.	Phillips	El Paso	Phillips	02/14/03	F06	1,093.61									\$0.0000	\$0.0000	\$37.2800
54.	Phillips	El Paso	Phillips	02/17/03	F06	764.59									\$0.0000	\$0.0000	\$37.3100
55.	Phillips	El Paso	Phillips	02/19/03	F06	1,398.49									\$0.0000	\$0.0000	\$37.3100
56.	Phillips	El Paso	Phillips	02/20/03	F06	783.05									\$0.0000	\$0.0000	\$37.3100
57.	Phillips	El Paso	Phillips	02/24/03	F06	923.23									\$0.0000	\$0.0000	\$36.6300
58.	Phillips	El Paso	Phillips	02/25/03	F06	618.77									\$0.0000	\$0.0000	\$36.6300
59.	Phillips	El Paso	Phillips	02/26/03	F06	306.00									\$0.0000	\$0.0000	\$36.6300
60.	Phillips	El Paso	Phillips	02/27/03	F06	154.26									\$0.0000	\$0.0000	\$36.6300

\* No analysis Taken  
 FPSC FORM 423-1(a) (2/87)

MONTHLY REPORT OF COST AND QUALITY OF COAL FOR ELECTRIC PLANTS  
ORIGIN, TONNAGE, DELIVERED PRICE AND AS RECEIVED QUALITY


1 Reporting Month February Year: 2003

2 Reporting Company: Tampa Electric Company

3 Plant Name: Electro-Coal Transfer Facility - Big Bend Station (1)

4 Name, Title & Telephone Number of Contact Person Concerning Data  
Submitted on this Form: Jeffrey Chronister, Assistant Controller  
(813) - 228 - 1609

5. Signature of Official Submitting Form:

  
Jeffrey Chronister, Assistant Controller

6. Date Completed: April 15, 2003

Line No (a)	Supplier Name (b)	Mine Location (c)	Purchase Type (d)	Transport Mode (e)	Tons (f)	Effective Purchase Price (\$/Ton) (g)	Total Transport Charges (\$/Ton) (h)	Delivered Price Transfer Facility (\$/Ton) (i)	As Received Coal Quality			
									Sulfur Content % (j)	BTU Content (BTU/lb) (k)	Ash Content % (l)	Moisture Content % (m)
1	Zeigler Coal	10,IL,145,157	LTC	RB	74,510.90			\$40.538	2.73	10,989	8.34	14.22
2	Coal Properties Trading	9,KY,233	S	RB	3,168.70			\$33.250	3.03	12,047	9.42	8.85
3	Illinois Fuel	10,IL,059	LTC	RB	62,686.20			\$35.260	3.39	12,408	10.27	6.99
4	Peabody Development	10,IL,165	LTC	RB	3,392.70			\$38.620	2.28	12,159	6.55	11.19
5	Webster	9,KY,233	S	RB	15,811.40			\$40.970	2.94	12,390	7.82	8.86
6	Peabody Development	10,IL,059,165	LTC	RB	9,386.80			\$33.890	2.45	12,436	6.91	8.82
7	Synthetic American Fuel	10, IL,165	S	RB	45,257.80			\$34.062	2.57	12,091	7.63	10.51
8	Synthetic American Fuel	10, IL,165	LTC	RB	60,546.50			\$31.667	2.40	12,210	6.90	10.46

(1) As Electro-Coal Transfer Facility is a central storage site for coal prior to its delivery to the power plant, the coal from suppliers noted on this schedule is usually delivered to Big Bend Station but could ultimately be delivered to Gannon Station or Polk Station.




MONTHLY REPORT OF COST AND QUALITY OF COAL FOR ELECTRIC PLANTS  
 DETAILED PURCHASED COAL INVOICE INFORMATION

1. Reporting Month: February Year: 2003

2. Reporting Company: Tampa Electric Company

3. Plant Name: Electro-Coal Transfer Facility - Big Bend Station (1)

4. Name, Title & Telephone Number of Contact Person Concerning Data  
 Submitted on this Form: Jeffrey Chronister, Assistant Controller  
 (813) - 228 - 1609

5. Signature of Official Submitting Form:   
 Jeffrey Chronister, Assistant Controller

6. Date Completed: April 15, 2003

Line No. (a)	Supplier Name (b)	Mine Location (c)	Purchase Type (d)	Tons (e)	F.O.B. (2) Mine Price (\$/Ton) (f)	Shorthaul & Loading Charges (\$/Ton) (g)	Original Invoice Price (\$/Ton) (h)	Retro-active Price Adjustments (\$/Ton) (i)	Base Price (\$/Ton) (j)	Quality Adjust- ments (\$/Ton) (k)	Effective Purchase Price (\$/Ton) (l)
1.	Zeigler Coal	10,IL,145,157	LTC	74,510.90	N/A	\$0.00		\$0.000		\$0.000	
2.	Coal Properties Trading	9,KY,233	S	3,168.70	N/A	\$0.00		\$0.000		\$0.000	
3.	Illinois Fuel	10,IL,059	LTC	62,686.20	N/A	\$0.00		\$0.000		\$0.000	
4.	Peabody Development	10,IL,165	LTC	3,392.70	N/A	\$0.00		\$0.000		\$0.000	
5.	Webster	9,KY,233	S	15,811.40	N/A	\$0.00		\$0.000		\$0.000	
6.	Peabody Development	10,IL,059,165	LTC	9,386.80	N/A	\$0.00		\$0.000		\$0.000	
7.	Synthetic American Fuel	10, IL,165	S	45,257.80	N/A	\$0.00		(\$0.158)		\$0.000	
8.	Synthetic American Fuel	10, IL,165	LTC	60,546.50	N/A	\$0.00		(\$0.143)		\$0.000	

(1) As Electro-Coal Transfer Facility is a central storage site for coal prior to its delivery to the power plant, the coal from suppliers noted on this schedule is usually delivered to Big Bend Station but could ultimately be delivered to Gannon Station or Polk Station.


(2) Tampa Electric purchases coal F O B shipping point or F.O.B. destination.

MONTHLY REPORT OF COST AND QUALITY OF COAL FOR ELECTRIC PLANTS  
 DETAIL OF TRANSPORTATION CHARGES

1. Reporting Month: February Year: 2003  
 2. Reporting Company: Tampa Electric Company  
 3. Plant Name: Electro-Coal Transfer Facility - Big Bend Station (1)

4. Name, Title & Telephone Number of Contact Person Concerning Data  
 Submitted on this Form: Jeffrey Chronister, Assistant Controller  
 (813) - 228 - 1609

5. Signature of Official Submitting Form:



Jeffrey Chronister, Assistant Controller

6. Date Completed: April 15, 2003

Line No. (a)	Supplier Name (b)	Mine Location (c)	Shipping Point (d)	Transport Mode (e)	Tons (f)	Rail Charges		Waterborne Charges					Total Transportation Charges (p)	Delivered Price Facility (q)		
						(2) Effective Purchase Price (\$/Ton) (g)	Add'l Shorthaul & Loading Charges (\$/Ton) (h)	Rail Rate (\$/Ton) (i)	Other Rail Charges (\$/Ton) (j)	River Barge Rate (\$/Ton) (k)	Trans-loading Rate (\$/Ton) (l)	Ocean Barge Rate (\$/Ton) (m)			Other Water Charges (\$/Ton) (n)	Other Related Charges (\$/Ton) (o)
1.	Zeigler Coal	10,IL,145,157	Randolph & Perry Cnty, IL	RB	74,510.90		\$0.000		\$0.000							\$40.538
2.	Coal Properties Trading	9,KY,233	Webster Cnty, KY	RB	3,168.70		\$0.000		\$0.000							\$33.250
3.	Illinois Fuel	10,IL,059	Galatia Cnty, IL	RB	62,686.20		\$0.000		\$0.000							\$35.260
4.	Peabody Development	10,IL,165	Saline Cnty, IL	RB	3,392.70		\$0.000		\$0.000							\$38.620
5.	Webster	9,KY,233	Webster Cnty, KY	RB	15,811.40		\$0.000		\$0.000							\$40.970
6.	Peabody Development	10,IL,059,165	Gallatin & Saline Cnty, IL	RB	9,386.80		\$0.000		\$0.000							\$33.890
7.	Synthetic American Fuel	10,IL,165	Saline Cnty, IL	RB	45,257.80		\$0.000		\$0.000							\$34.062
8.	Synthetic American Fuel	10,IL,165	Saline Cnty, IL	RB	60,546.50		\$0.000		\$0.000							\$31.667

(1) As Electro-Coal Transfer Facility is a central storage site for coal prior to its delivery to the power plant, the coal from suppliers noted on this schedule is usually delivered to Big Bend Station but could ultimately be delivered to Gannon Station or Polk Station.

(2) Tampa Electric purchases coal F.O.B. shipping point or F.O.B. destination.

MONTHLY REPORT OF COST AND QUALITY OF COAL FOR ELECTRIC PLANTS  
ORIGIN, TONNAGE, DELIVERED PRICE AND AS RECEIVED QUALITY

1. Reporting Month: February Year: 2003

2. Reporting Company: Tampa Electric Company

3. Plant Name: Electro-Coal Transfer Facility - Gannon Station (1)

4. Name, Title & Telephone Number of Contact Person Concerning Data  
Submitted on this Form Jeffrey Chronister, Assistant Controller  
(813) - 228 - 1609

5. Signature of Official Submitting Form   
Jeffrey Chronister, Assistant Controller

6. Date Completed: April 15, 2003

Line No. (a)	Supplier Name (b)	Mine Location (c)	Purchase Type (d)	Transport Mode (e)	Tons (f)	Effective Purchase Price (\$/Ton) (g)	Total Transport Charges (\$/Ton) (h)	Delivered Price Transfer Facility (\$/Ton) (i)	As Received Coal Quality			
									Sulfur Content % (j)	BTU Content (BTU/lb) (k)	Ash Content % (l)	Moisture Content % (m)
1.	American Coal	10,IL,165	LTC	RB	136,502.00			\$34.930	1.35	12186	6.45	10.78
2.	Dodge Hill Mining	9,KY,225	S	RB	2,997.40			\$37.909	2.59	12551	8.22	7.67
3.	Dodge Hill Mining	9,KY,225	LTC	RB	22,139.40			\$38.002	2.58	12642	8.28	7.70
4.	Dodge Hill Mining	9,KY,225	LTC	RB	3,797.40			\$37.940	2.62	12836	8.43	6.58

(1) As Electro-Coal Transfer Facility is a central storage site for coal prior to its delivery to the power plant, the coal from suppliers noted on this schedule is usually delivered to Gannon Station but could ultimately be delivered to Big Bend Station or Polk Station.

MONTHLY REPORT OF COST AND QUALITY OF COAL FOR ELECTRIC PLANTS  
 DETAILED PURCHASED COAL INVOICE INFORMATION


1. Reporting Month: February Year: 2003

2. Reporting Company: Tampa Electric Company

3. Plant Name: Electro-Coal Transfer Facility - Gannon Station (1)

4. Name, Title & Telephone Number of Contact Person Concerning Data  
 Submitted on this Form: Jeffrey Chronister, Assistant Controller  
 (813) - 228 - 1609

5. Signature of Official Submitting Form:



Jeffrey Chronister, Assistant Controller

6. Date Completed: April 15, 2003

Line No (a)	Supplier Name (b)	Mine Location (c)	Purchase Type (d)	Tons (e)	F.O.B.(2) Mine Price (\$/Ton) (f)	Shorthaul & Loading Charges (\$/Ton) (g)	Original Invoice Price (\$/Ton) (h)	Retro-active Price Adjustments (\$/Ton) (i)	Base Price (\$/Ton) (j)	Quality Adjustments (\$/Ton) (k)	Effective Purchase Price (\$/Ton) (l)
1.	American Coal	10,IL,165	LTC	136,502.00	N/A	\$0.000		\$0.000		\$0.000	
2.	Dodge Hill Mining	9,KY,225	S	2,997.40	N/A	\$0.000		(\$0.177)		\$0.956	
3.	Dodge Hill Mining	9,KY,225	LTC	22,139.40	N/A	\$0.000		\$0.000		\$1.262	
4.	Dodge Hill Mining	9,KY,225	LTC	3,797.40	N/A	\$0.000		(\$0.030)		\$1.690	


(1) As Electro-Coal Transfer Facility is a central storage site for coal prior to its delivery to the power plant, the coal from suppliers noted on this schedule is usually delivered to Gannon Station but could ultimately be delivered to Big Bend Station or Polk Station.

(2) Tampa Electric purchases coal F.O.B. shipping point or F.O.B. destination.

MONTHLY REPORT OF COST AND QUALITY OF COAL FOR ELECTRIC PLANTS  
 DETAIL OF TRANSPORTATION CHARGES

1 Reporting Month February Year 2003  
 2 Reporting Company Tampa Electric Company  
 3. Plant Name Electro-Coal Transfer Facility - Gannon Station (1)

4. Name, Title & Telephone Number of Contact Person Concerning Data  
 Submitted on this Form: Jeffrey Chronister, Assistant Controller  
 (813) - 228 - 1609

5. Signature of Official Submitting Form:   
 Jeffrey Chronister, Assistant Controller

6. Date Completed: April 15, 2003

Line No. (a)	Supplier Name (b)	Mine Location (c)	Shipping Point (d)	Transport Mode (e)	Tons (f)	Rail Charges		Waterborne Charges					Total Transportation Charges (p)	Delivered Price Transfer Facility (q)		
						(2) Effective Purchase Price (\$/Ton) (g)	Add'l Shorthaul & Loading Charges (\$/Ton) (h)	Rail Rate (\$/Ton) (i)	Other Rail Charges (\$/Ton) (j)	River Barge Rate (\$/Ton) (k)	Trans-loading Rate (\$/Ton) (l)	Ocean Barge Rate (\$/Ton) (m)			Other Water Charges (\$/Ton) (n)	Other Related Charges (\$/Ton) (o)
1.	American Coal	10,IL,165	Saline Cnty.	RB	136,502.00		\$0.000	\$0.000								\$34.930
2.	Dodge Hill Mining	9,KY,225	Union Cnty, KY	RB	2,997.40		\$0.000	\$0.000								\$37.909
3.	Dodge Hill Mining	9,KY,225	Union Cnty, KY	RB	22,139.40		\$0.000	\$0.000								\$38.002
4.	Dodge Hill Mining	9,KY,225	Union Cnty, KY	RB	3,797.40		\$0.000	\$0.000								\$37.940

(1) As Electro-Coal Transfer Facility is a central storage site for coal prior to its delivery to the power plant, the coal from suppliers noted on this schedule is usually delivered to Gannon Station but could ultimately be delivered to Big Bend Station or Polk Station.

MONTHLY REPORT OF COST AND QUALITY OF COAL FOR ELECTRIC PLANTS  
ORIGIN, TONNAGE, DELIVERED PRICE AND AS RECEIVED QUALITY


1. Reporting Month: February Year: 2003

2. Reporting Company: Tampa Electric Company

3. Plant Name: Electro-Coal Transfer Facility - Polk Station (1)

4. Name, Title & Telephone Number of Contact Person Concerning Data  
Submitted on this Form: Jeffrey Chronister, Assistant Controller  
(813) 228 - 1609

5. Signature of Official Submitting Form



Jeffrey Chronister, Assistant Controller

6 Date Completed: April 15, 2003

Line No. (a)	Supplier Name (b)	Mine Location (c)	Purchase Type (d)	Transport Mode (e)	Tons (f)	Effective Purchase Price (\$/Ton) (g)	Total Transport Charges (\$/Ton) (h)	Delivered Price Transfer Facility (\$/Ton) (i)	As Received Coal Quality				
									Sulfur Content % (j)	BTU Content (BTU/lb) (k)	Ash Content % (l)	Moisture Content % (m)	
1.	None												


(1) As Electro-Coal Transfer Facility is a central storage site for coal prior to its delivery to the power plant, the coal from suppliers noted on this schedule is usually delivered to Polk Station but could ultimately be delivered to Big Bend Station or Gannon Station.

MONTHLY REPORT OF COST AND QUALITY OF COAL FOR ELECTRIC PLANTS  
 DETAILED PURCHASED COAL INVOICE INFORMATION

- 1. Reporting Month: February Year: 2003
- 2. Reporting Company: Tampa Electric Company
- 3. Plant Name: Electro-Coal Transfer Facility - Polk Station (1)

4. Name, Title & Telephone Number of Contact Person Concerning Data  
 Submitted on this Form: Jeffrey Chronister, Manager Financial Reporting  
 (813) - 228 - 1609

5. Signature of Official Submitting Form:



Jeffrey Chronister, Assistant Controller

6. Date Completed April 15, 2003

No. (a)	Line Supplier Name (b)	Mine Location (c)	Purchase Type (d)	Tons (e)	F.O.B.(2) Mine Price (\$/Ton) (f)	Shorthaul & Loading Charges (\$/Ton) (g)	Original Invoice Price (\$/Ton) (h)	Retro- active Price Adjustments (\$/Ton) (i)	Base Price (\$/Ton) (j)	Quality Adjust- ments (\$/Ton) (k)	Effective Purchase Price (\$/Ton) (l)
------------	------------------------------	-------------------------	-------------------------	-------------	---	--	---	---	----------------------------------	--	---

1. None

(1) As Electro-Coal Transfer Facility is a central storage site for coal prior to its delivery to the power plant, the coal from suppliers noted on this schedule is usually delivered to Polk Station but could ultimately be delivered to Big Bend Station or Gannon Station.

(2) Tampa Electric purchases coal F.O.B. shipping point or F.O.B destination.

MONTHLY REPORT OF COST AND QUALITY OF COAL FOR ELECTRIC PLANTS  
 DETAIL OF TRANSPORTATION CHARGES


1 Reporting Month February Year: 2003

2 Reporting Company Tampa Electric Company

3 Plant Name Electro-Coal Transfer Facility - Polk Station (1)

4 Name, Title & Telephone Number of Contact Person Concerning Data  
 Submitted on this Form: Jeffrey Chronister, Assistant Controller  
 (813) 228 - 1609

5 Signature of Official Submitting Form:



Jeffrey Chronister, Assistant Controller

6 Date Completed April 15, 2003

Line No. (a)	Supplier Name (b)	Mine Location (c)	Shipping Point (d)	Transport Mode (e)	Tons (f)	(2) Effective Purchase Price (\$/Ton) (g)	Add'l Shorthaul & Loading Charges (\$/Ton) (h)	Rail Charges		Waterborne Charges					Total Transportation Charges (\$/Ton) (p)	Delivered Price Transfer Facility (\$/Ton) (q)
								Rail Rate (\$/Ton) (i)	Other Rail Charges (\$/Ton) (j)	River Barge Rate (\$/Ton) (k)	Trans-loading Rate (\$/Ton) (l)	Ocean Barge Rate (\$/Ton) (m)	Other Water Charges (\$/Ton) (n)	Other Related Charges (\$/Ton) (o)		

1. None

(1) As Electro-Coal Transfer Facility is a central storage site for coal prior to its delivery to the power plant, the coal from suppliers noted on this schedule is usually delivered to Polk Station but could ultimately be delivered to Big Bend Station or Gannon Station.




MONTHLY REPORT OF COST AND QUALITY OF COAL FOR ELECTRIC PLANTS  
ORIGIN, TONNAGE, DELIVERED PRICE AND AS RECEIVED QUALITY

1. Reporting Month February Year: 2003  
 2. Reporting Company Tampa Electric Company  
 3. Plant Name Big Bend Station

4. Name, Title & Telephone Number of Contact Person Concerning Data  
 Submitted on this Form Jeffrey Chronister, Assistant Controller  
 (813) - 228 - 1609

5. Signature of Official Submitting Form



Jeffrey Chronister, Assistant Controller


6. Date Completed April 15, 2003

Line No. (a)	Supplier Name (b)	Mine Location (c)	Purchase Type (d)	Transport Mode (e)	Tons (f)	Effective Purchase Price (\$/Ton) (g)	Total Transport Charges (\$/Ton) (h)	FOB Plant Price (\$/Ton) (i)	Sulfur Content % (j)	BTU Content (BTU/lb) (k)	Ash Content % (l)	Moisture Content % (m)
1.	Transfer Facility	N/A	N/A	OB	379,032.00			\$49.085	2.78	11889	8.43	10.15
2.	Beneficiated Coal	N/A	S	OB	8,357.12			\$22.899	1.42	5586	33.40	27.60

MONTHLY REPORT OF COST AND QUALITY OF COAL FOR ELECTRIC PLANTS  
 DETAILED PURCHASED COAL INVOICE INFORMATION

1. Reporting Month: February Year. 2003  
 2. Reporting Company: Tampa Electric Company  
 3. Plant Name: Big Bend Station

4 Name, Title & Telephone Number of Contact Person Concerning Data  
 Submitted on this Form: Jeffrey Chronister, Assistant Controller  
 (813) - 228 - 1609

5. Signature of Official Submitting Form:   
 Jeffrey Chronister, Assistant Controller

6. Date Completed: April 15, 2003

Line No. (a)	Supplier Name (b)	Mine Location (c)	Purchase Type (d)	Tons (e)	F.O.B Mine Price (\$/Ton) (f)	Shorthaul & Loading Charges (\$/Ton) (g)	Original Invoice Price (\$/Ton) (h)	Retro-active Price Adjustments (\$/Ton) (i)	Base Price (\$/Ton) (j)	Quality Adjustments (\$/Ton) (k)	Effective Purchase Price (\$/Ton) (l)
1.	Transfer Facility	N/A	N/A	379,032.00	N/A	\$0.000		\$0.000		\$0.000	
2	Beneficiated Coal	N/A	S	8,357.12	N/A	\$0.000		\$0.000		\$0.000	

MONTHLY REPORT OF COST AND QUALITY OF COAL FOR ELECTRIC PLANTS  
 DETAIL OF TRANSPORTATION CHARGES

1. Reporting Month: February Year: 2003


2. Reporting Company: Tampa Electric Company

3. Plant Name: Big Bend Station

4. Name, Title & Telephone Number of Contact Person Concerning Data

Submitted on this Form: Jeffrey Chronister, Assistant Controller  
 (813) - 228 - 1609

5. Signature of Official Submitting Form:



Jeffrey Chronister, Assistant Controller


6. Date Completed: April 15, 2003

Line No. (a)	Supplier Name (b)	Mine Location (c)	Shipping Point (d)	Transport Mode (e)	Tons (f)	Effective Purchase Price (\$/Ton) (g)	Add'l								Total Transportation Charges (\$/Ton) (p)	FOB Plant Price (\$/Ton) (q)	
							Shorthaul & Loading Charges (\$/Ton) (h)	Rail Rate (\$/Ton) (i)	Other Rail Charges (\$/Ton) (j)	River Barge Rate (\$/Ton) (k)	Trans-loading Rate (\$/Ton) (l)	Ocean Barge Rate (\$/Ton) (m)	Other Water Charges (\$/Ton) (n)	Other Related Charges (\$/Ton) (o)			
1.	Transfer Facility	N/A	Davant, La	OB	379,032.00		\$0.000			\$0.000							\$49.085
2.	Beneficiated Coal	N/A	Davant, La	OB	8,357.12		\$0.000			\$0.000							\$22.899

MONTHLY REPORT OF COST AND QUALITY OF COAL FOR ELECTRIC PLANTS  
ORIGIN, TONNAGE, DELIVERED PRICE AND AS RECEIVED QUALITY

- 1. Reporting Month: February Year: 2003
- 2. Reporting Company: Tampa Electric Company
- 3. Plant Name: Gannon Station

4 Name, Title & Telephone Number of Contact Person Concerning Data  
Submitted on this Form Jeffrey Chronister, Assistant Controller  
(813) - 228 - 1609

5 Signature of Official Submitting Form:   
Jeffrey Chronister, Assistant Controller

6 Date Completed: April 15, 2003

Line No (a)	Supplier Name (b)	Mine Location (c)	Purchase Type (d)	Transport Mode (e)	Tons (f)	Effective Purchase Price (\$/Ton) (g)	Total Transport Charges (\$/Ton) (h)	FOB Plant Price (\$/Ton) (i)	As Received Coal Quality			
									Sulfur Content % (j)	BTU Content (BTU/lb) (k)	Ash Content % (l)	Moisture Content % (m)
1.	Transfer Facility	N/A	N/A	OB	139,086.00			\$45 590	1.24	11,983	6.19	11.51

MONTHLY REPORT OF COST AND QUALITY OF COAL FOR ELECTRIC PLANTS  
 DETAILED PURCHASED COAL INVOICE INFORMATION

1. Reporting Month: February Year: 2003


2. Reporting Company: Tampa Electric Company

3. Plant Name: Gannon Station

4. Name, Title & Telephone Number of Contact Person Concerning Data

Submitted on this Form: Jeffrey Chronister, Assistant Controller  
 (813) - 228 - 1609

5. Signature of Official Submitting Form:



Jeffrey Chronister, Assistant Controller

6. Date Completed: April 15, 2003

Line No. (a)	Supplier Name (b)	Mine Location (c)	Purchase Type (d)	Tons (e)	F.O.B. Mine Price (\$/Ton) (f)	Shorthaul & Loading Charges (\$/Ton) (g)	Original Invoice Price (\$/Ton) (h)	Retro-active Price Adjustments (\$/Ton) (i)	Base Price (\$/Ton) (j)	Quality Adjustments (\$/Ton) (k)	Effective Purchase Price (\$/Ton) (l)
1.	Transfer Facility	N/A	N/A	139,086.00	N/A	\$0.000		\$0.000		\$0.000	

MONTHLY REPORT OF COST AND QUALITY OF COAL FOR ELECTRIC PLANTS  
 DETAIL OF TRANSPORTATION CHARGES


1. Reporting Month: February Year 2003

2. Reporting Company: Tampa Electric Company

3. Plant Name: Gannon Station

4. Name, Title & Telephone Number of Contact Person Concerning Data  
 Submitted on this Form. Jeffrey Chronister, Assistant Controller  
 (813) - 228 - 1609

5. Signature of Official Submitting Form:



Jeffrey Chronister, Assistant Controller


6. Date Completed: April 15, 2003

Line No. (a)	Supplier Name (b)	Mine Location (c)	Shipping Point (d)	Transport Mode (e)	Tons (f)	Rail Charges		Waterborne Charges					Total Transportation Charges (p)	FOB Plant Price (q)		
						Effective Purchase Price (\$/Ton) (g)	Add'l Shorthaul & Loading Charges (\$/Ton) (h)	Other Rail Charges (\$/Ton) (i)	Other Rail Charges (\$/Ton) (j)	River Barge Rate (\$/Ton) (k)	Trans-loading Rate (\$/Ton) (l)	Ocean Barge Rate (\$/Ton) (m)			Other Water Charges (\$/Ton) (n)	Other Related Charges (\$/Ton) (o)
1.	Transfer Facility	N/A	Davant, La.	OB	139,086.00		\$0.000		\$0.000							\$45.590

MONTHLY REPORT OF COST AND QUALITY OF COAL FOR ELECTRIC PLANTS  
ORIGIN, TONNAGE, DELIVERED PRICE AND AS RECEIVED QUALITY

1. Reporting Month: February Year: 2003  
 2. Reporting Company: Tampa Electric Company  
 3. Plant Name: Polk Station

4. Name, Title & Telephone Number of Contact Person Concerning Data  
 Submitted on this Form: Jeffrey Chronister, Assistant Controller  
 (813) 228 - 1609

5. Signature of Official Submitting Form:   
 Jeffrey Chronister, Assistant Controller


6. Date Completed: April 15, 2003

Line No. (a)	Supplier Name (b)	Mine Location (c)	Purchase Type (d)	Transport Mode (e)	Tons (f)	Effective Purchase Price (\$/Ton) (g)	Total Transport Charges (\$/Ton) (h)	FOB Plant Price (\$/Ton) (i)	As Received Coal Quality			
									Sulfur Content % (j)	BTU Content (BTU/lb) (k)	Ash Content % (l)	Moisture Content % (m)
1	Transfer facility	N/A	N/A	OB	37,932.00			41.847	2.76	13,641	4.08	6.46

MONTHLY REPORT OF COST AND QUALITY OF COAL FOR ELECTRIC PLANTS  
 DETAILED PURCHASED COAL INVOICE INFORMATION

1. Reporting Month: February Year. 2003  
 2. Reporting Company: Tampa Electric Company  
 3. Plant Name: Polk Station

4. Name, Title & Telephone Number of Contact Person Concerning Data  
 Submitted on this Form: Jeffrey Chronister, Assistant Controller  
 (813) 228 - 1609

5. Signature of Official Submitting Form:   
 Jeffrey Chronister, Assistant Controller

6. Date Completed: April 15, 2003

Line No. (a)	Supplier Name (b) -	Mine Location (c)	Purchase Type (d)	Tons (e)	F.O.B. Mine Price (\$/Ton) (f)	Shorthaul & Loading Charges (\$/Ton) (g)	Original Invoice Price (\$/Ton) (h)	Retro-active Price Adjustments (\$/Ton) (i)	Base Price (\$/Ton) (j)	Quality Adjustments (\$/Ton) (k)	Effective Purchase Price (\$/Ton) (l)
1.	Transfer facility	N/A	N/A	37,932.00	N/A	0.000		0.000		0.000	



MONTHLY REPORT OF COST AND QUALITY OF COAL FOR ELECTRIC PLANTS  
 DETAIL OF TRANSPORTATION CHARGES


1. Reporting Month: February Year. 2003

2. Reporting Company: Tampa Electric Company

3. Plant Name: Polk Station

4. Name, Title & Telephone Number of Contact Person Concerning Data  
 Submitted on this Form: Jeffrey Chronister, Assistant Controller  
 (813) 228 - 1609

5. Signature of Official Submitting Form:



Jeffrey Chronister, Assistant Controller

6. Date Completed: April 15, 2003

Line No. (a)	Supplier Name - (b)	Mine Location (c)	Shipping Point (d)	Transport Mode (e)	Tons (f)	Rail Charges				Waterborne Charges				Total Transportation Charges (p)	FOB Plant Price (q)
						Effective Purchase Price (\$/Ton) (g)	Add'l Shorthaul & Loading Charges (\$/Ton) (h)	Rail Rate (\$/Ton) (i)	Other Rail Charges (\$/Ton) (j)	River Barge Rate (\$/Ton) (k)	Trans-loading Rate (\$/Ton) (l)	Ocean Barge Rate (\$/Ton) (m)	Other Water Charges (\$/Ton) (n)		
1.	Transfer facility	N/A	Davant, La.	OB	37,932.00		\$0.000		\$0.000						\$41.847


MONTHLY REPORT OF COST AND QUALITY OF COAL FOR ELECTRIC PLANTS  
REPORT OF ADJUSTMENTS TO PREVIOUS COAL DELIVERED

1. Reporting Month February Year: 2003

2. Reporting Company Tampa Electric Company

3 Name, Title & Telephone Number of Contact Person Concerning Data  
Submitted on this Form: Jeffrey Chronister, Assistant Controller  
(813) 228 - 1609

4 Signature of Official Submitting Report:



Jeffrey Chronister, Assistant Controller

5. Date Completed: April 15, 2003

Line No. (a)	Month Reported (b)	Form Plant Name (c)	Intended Generating Plant (d)	Supplier (e)	Original Line Number (f)	Old Volume Tons (g)	Form No. (h)	Column Designator & Title (i)	Old Value (j)	New Value (k)	Delivered Price Transfer Facility (\$/Ton) (l)	Reason for Revision (m)
1	October 2002	Transfer Facility	Big Bend	Zeigler Coal	1.	88,347.80	423-2(a)	Col. (i), Retro-Active Price Adjustments	\$0.000	\$0.414	\$43.834	Price Adjustment
2.	October 2002	Transfer Facility	Big Bend	Zeigler Coal	1.	88,347.80	423-2(a)	Col. (k),Quality Adjustments	\$0.000	(\$0.043)	\$43.791	Quality Adjustment
3.	November 2002	Transfer Facility	Big Bend	Zeigler Coal	1.	88,478.80	423-2(a)	Col. (i), Retro-Active Price Adjustments	\$0.000	\$0.259	\$44.928	Price Adjustment
4.	November 2002	Transfer Facility	Big Bend	Zeigler Coal	1.	88,478.80	423-2(a)	Col. (k),Quality Adjustments	\$0.000	(\$0.046)	\$44.882	Quality Adjustment
5.	December 2002	Transfer Facility	Big Bend	Zeigler Coal	1	89,019.50	423-2(a)	Col. (i), Retro-Active Price Adjustments	\$0.000	\$0.258	\$44.927	Price Adjustment
6.	December 2002	Transfer Facility	Big Bend	Zeigler Coal	1.	89,019.50	423-2(a)	Col. (k),Quality Adjustments	\$0.000	(\$0.054)	\$44.873	Quality Adjustment
7	December 2002	Transfer Facility	Gannon	American Coal	1.	150,177.00	423-2(a)	Col. (k),Quality Adjustments	\$0.000	\$0.360	\$34.670	Quality Adjustment
8.	December 2002	Transfer Facility	Big Bend	Illinois Fuel	4.	57,537.60	423-2(a)	Col. (k),Quality Adjustments	\$0.000	\$0.249	\$36.299	Quality Adjustment
9.	January 2003	Transfer Facility	Big Bend	Synthetic American Fuel	9.	45,669.20	423-2(a)	Col. (i), Retro-Active Price Adjustments	\$0.000	(\$0.143)	\$31.667	Price Adjustment
10.	January 2003	Transfer Facility	Big Bend	Coal Properties Trading	2.	14,735.80	423-2(a)	Col. (k),Quality Adjustments	\$0.000	\$0.124	\$33.374	Quality Adjustment
11.	January 2003	Transfer Facility	Big Bend	Illinois Fuel	3.	11,223.10	423-2(a)	Col. (k),Quality Adjustments	\$0.000	\$0.207	\$36.517	Quality Adjustment
12.	January 2003	Transfer Facility	Big Bend	Illinois Fuel	10.	58,199.10	423-2(a)	Col. (k),Quality Adjustments	\$0.000	\$0.207	\$35.467	Quality Adjustment