



JAMES A. MCGEE
ASSOCIATE GENERAL COUNSEL

April 24, 2003

Ms. Blanco S. Bayo, Director
Division of the Commission Clerk
and Administrative Services
Florida Public Service Commission
2540 Shumard Oak Blvd.
Tallahassee, Florida 32399-0850

Re: Docket No. 030001-EI

Dear Ms. Bayo:

Enclosed for filing on behalf of Progress Energy Florida, Inc. is ten (10) copies of FPSC 423 Forms for the month of February 2003. Forms 423-1A, 423-2, 423-2A, 423-2B, and 423-2C contained in this filing have been edited to delete certain confidential information. Progress Energy Florida, Inc.'s Request for Specified Confidential Treatment, which includes an unedited copy of the 423 Forms, has been submitted for filing this date under separate cover.

Please acknowledge your receipt and filing of the above on the enclosed copy of this letter and return same to me.

Very truly yours,

A handwritten signature in black ink that reads "James A. McGee".

James A. McGee

JAM/sc
Enclosures
cc: Parties of Record

CERTIFICATE OF SERVICE

Docket No. 030001-EI

I HEREBY CERTIFY that a true copy of Progress Energy Florida, Inc.'s FPSC 423 Forms for the month of February 2003 has been furnished to the following individuals by regular U.S. Mail this 24th day of April 2003.

John Butler
Steel, Hector & Davis
200 S. Biscayne Blvd.
Suite 4000
Tallahassee, FL 32301-1804

Stephen C. Burgess, Esquire
Office of the Public Counsel
111 West Madison Street
Room 812
Tallahassee, FL 32399-1400

Jeffrey A. Stone, Esquire
Russell A. Badders, Esquire
Beggs and Lane
P. O. Box 12950
Pensacola, FL 32576-2950


Vicki Gordon Kaufman, Esquire
McWhirter, Reeves
117 S. Gadsden Street
Tallahassee, FL 32301

Lee L. Willis, Esquire
James D. Beasley, Esquire
Ausley & McMullen
P. O. Box 391
Tallahassee, FL 32302

John McWhirter, Jr.
McWhirter, Reeves, McGlothlin,
Davidson, Decker, Kaufman,
Arnold & Steen, P.A.
400 North Tampa Street
Suite 2450
Tampa, FL 33601

Wm. Cochran Keating, IV
Staff Counsel
Florida Public Service Commission
2540 Shumard Oak Boulevard
Tallahassee, FL 32399-0850

Norman Horton, Jr., Esquire
Messer, Caparello & Self
P. O. Box 1876
Tallahassee, FL 32302



Attorney

MONTHLY REPORT OF COST AND QUALITY OF FUEL FOR ELECTRIC PLANTS
ORIGIN, VOLUME, DELIVERED PRICE AND AS RECEIVED QUALITY

1. REPORTING MONTH: 02/2003
2. REPORTING COMPANY: FLORIDA POWER CORPORATION

3. NAME, TITLE TELEPHONE NUMBER OF CONTACT PERSON CONCERNING DATA

SUBMITTED ON THIS FORM: JIMMY L. WILSON, PROJECT ANALYST (919) 546-2132

4. SIGNATURE OF OFFICIAL SUBMITTED REPORT:

Pam Murphy
PAM MURPHY- DIRECTOR GAS & OIL TRADING

5. DATE COMPLETED: 04/21/2003

LINE NO	PLANT NAME	SUPPLIER NAME	DELIVERY LOCATION	DELIVERY DATE	TYPE OIL	VOLUME (Bbl)	INVOICE PRICE (\$/Bbl)	INVOICE AMOUNT (\$)	DISCOUNT (\$)	NET AMOUNT (\$)	NET PRICE (\$/Bbl)	QUALITY ADJUST (\$/Bbl)	EFFECTIVE TRANSPORT		ADDITIONAL TRANSPORT (\$/Bbl)	OTHER CHARGES (\$/Bbl)	DELIVERED PRICE (\$/Bbl)
													PURCHASE PRICE (\$/Bbl)	TO TERMINAL (\$/Bbl)			
(a)	(b)	(c)	(d)	(e)	(f)	(g)	(h)	(i)	(j)	(k)	(l)	(m)	(n)	(o)	(p)	(q)	(r)
1	Anclote	BP Amoco Oil	FOB PLANT	2/2003	FO2	517									\$0.00		\$50.11
2	Avon Park Peakers	BP Amoco Oil	FOB PLANT	2/2003	FO2	1,250									\$0.00		\$44.69
3	Bartow Peakers	NO DELIVERIES															
4	Bartow Steam Plant	RIO Energy International, Inc	FOB TERMI	2/2003	FO6	350,324									\$0.00		\$32.42
5	Bartow Steam Plant	RIO Energy International, Inc	FOB TERMI	2/2003	FO6	233,338									\$0.00		\$29.94
6	Bayboro Peakers	NO DELIVERIES															
7	Crystal River	BP Amoco Oil	FOB PLANT	2/2003	FO2	8,741									\$0.00		\$48.49
8	Crystal River	BP Amoco Oil	FOB PLANT	2/2003	FO2	1,253									\$0.00		\$50.31
9	Debary Peakers	BP Amoco Oil	FOB PLANT	2/2003	FO2	18,420									\$0.00		\$46.28
10	Debary Peakers	BP Amoco Oil	FOB PLANT	2/2003	FO2	5,514									\$0.00		\$48.76
11	Higgins Peakers	NO DELIVERIES															
12	Hines Energy Complex	NO DELIVERIES															
13	Intercession City Peakers	BP Amoco Oil	FOB PLANT	2/2003	FO2	31,260									\$0.00		\$46.46
14	Rio Pinar Peakers	NO DELIVERIES															
15	Suwannee Peakers	BP Amoco Oil	FOB PLANT	2/2003	FO2	4,837									\$0.00		\$49.78
16	Suwannee Steam Plant	Colonial Oil Industries, Inc.	FOB PLANT	2/2003	FO6	2,455									\$0.00		\$38.98
17	Suwannee Steam Plant	Colonial Oil Industries, Inc.	FOB PLANT	2/2003	FO6	702									\$0.00		\$36.65
18	Suwannee Steam Plant	El Paso Merchant Energy	FOB PLANT	2/2003	FO6	6,820									\$0.00		\$40.94
19	Suwannee Steam Plant	Four Way Oil Company, Inc	FOB PLANT	2/2003	FO6	3,122									\$0.00		\$24.53

MONTHLY REPORT OF COST AND QUALITY OF FUEL FOR ELECTRIC PLANTS
 ORIGIN, VOLUME, DELIVERED PRICE AND AS RECEIVED QUALITY

1. REPORTING MONTH: 02/2003
 2. REPORTING COMPANY: FLORIDA POWER CORPORATION

3. NAME, TITLE TELEPHONE NUMBER OF CONTACT PERSON CONCERNING DATA

SUBMITTED ON THIS FORM: JIMMY L. WILSON, PROJECT ANALYST (919) 546-2132

4. SIGNATURE OF OFFICIAL SUBMITTED REPORT:

Pam Murphy
 PAM MURPHY - DIRECTOR GAS & OIL TRADING

5. DATE COMPLETED: 04/21/2003


LINE NO	PLANT NAME	SUPPLIER NAME	DELIVERY LOCATION	DELIVERY DATE	TYPE OIL	VOLUME (Bbl)	INVOICE PRICE (\$/Bbl)	INVOICE AMOUNT (\$)	DISCOUNT (\$)	NET AMOUNT (\$)	NET PRICE (\$/Bbl)	QUALITY ADJUST (\$/Bbl)	EFFECTIVE TRANSPORT		ADDITIONAL TRANSPORT (\$/Bbl)	OTHER CHARGES (\$/Bbl)	DELIVERED PRICE (\$/Bbl)
													PURCHASE PRICE (\$/Bbl)	TO TERMINAL (\$/Bbl)			
(a)	(b)	(c)	(d)	(e)	(f)	(g)	(h)	(i)	(j)	(k)	(l)	(m)	(n)	(o)	(p)	(q)	(r)
20	Suwannee Steam Plant	Martin Product Sales	FOB PLANT	2/2003	FO6	10,140									\$0.00		\$37.28
21	Suwannee Steam Plant	Texpar Energy, Inc	FOB PLANT	2/2003	FO6	2,856									\$0.00		\$30.46
22	Turner Peakers	BP Amoco Oil	FOB PLANT	2/2003	FO2	5,168									\$0.00		\$50.50
23	Turner Peakers	BP Amoco Oil	FOB PLANT	2/2003	FO2	2,104									\$0.00		\$51.58
24	University of Florida	BP Amoco Oil	FOB PLANT	2/2003	FO2	1,792									\$0.00		\$43.19

**MONTHLY REPORT OF COST AND QUALITY OF COAL FOR ELECTRIC PLANTS
ORIGIN, TONNAGE, DELIVERED PRICE AND AS RECEIVED QUALITY**

- 1. Report for: Mo. February 2003
- 2. Reporting Company: Florida Power Corporation
- 3. Plant Name: Transfer Facility - IMT

4. Name, Title and Telephone Number of Contact Person Concerning Data Submitted on this Form
Delmar J. Clark Jr., Business Analyst
(727) 824-6616

5. Signature of Official Submitting Report


Delmar J. Clark Jr., Lead Business Financial Analyst

6. Date Completed: April 15, 2003

Line No.	Supplier Name	Mine Location	Purchase Type	Transportation Mode	Tons	Effective Purchase Price (\$/Ton)	Total Transportation Cost (\$/Ton)	F.O.B. Plant Price (\$/Ton)	As Received Coal Quality			
									Percent Sulfur (%)	Btu Content (Btu/lb)	Percent Ash (%)	Percent Moisture (%)
(a)	(b)	(c)	(d)	(e)	(f)	(g)	(h)	(i)	(j)	(k)	(l)	(m)
1	Emerald International Corp.	25 , IM , 999	S	GB	7,756			\$39.10	0.49	12,801	6.60	9.15
2	Massey Coal Sales Co., Inc.	08 , WV , 39	MTC	B	7,101			\$59.11	0.70	12,427	10.23	7.86
3	Massey Coal Sales Co., Inc.	08 , WV , 39	MTC	B	13,881			\$59.11	0.68	12,469	10.78	7.28
4	Massey Coal Sales Co., Inc.	08 , WV , 5	MTC	B	14,355			\$59.11	0.74	12,701	9.18	6.64
5	Kanawha River Terminal	08 , WV , 39	S	B	16,123			\$50.61	0.69	12,642	10.02	6.55
6	Kanawha River Terminal	08 , WV , 39	S	B	1,648			\$50.61	0.66	12,545	10.54	6.84
7	Marmet Synfuel, LLC	08 , WV , 39	STC	B	46,540			\$60.86	0.63	13,177	6.14	7.94

**MONTHLY REPORT OF COST AND QUALITY OF COAL FOR ELECTRIC PLANTS
ORIGIN, TONNAGE, DELIVERED PRICE AND AS RECEIVED QUALITY**

- 1. Report for: Mo. February 2003
- 2. Reporting Company: Florida Power Corporation
- 3. Plant Name: Crystal River 1 & 2

4. Name, Title and Telephone Number of Contact
Person Concerning Data Submitted on this Form
Delmar J. Clark Jr., Business Analyst
(727) 824-6616

5. Signature of Official Submitting Report


Delmar J. Clark Jr., Lead Business Financial Analyst

6. Date Completed: April 15, 2003

Line No.	Supplier Name	Mine Location	Purchase Type	Transportation Mode	Tons	Effective Purchase Price (\$/Ton)	Total Transportation Cost (\$/Ton)	F.O.B. Plant Price (\$/Ton)	As Received Coal Quality			
									Percent Sulfur (%)	Btu Content (Btu/lb)	Percent Ash (%)	Percent Moisture (%)
(a)	(b)	(c)	(d)	(e)	(f)	(g)	(h)	(i)	(j)	(k)	(l)	(m)
1	Consolidated Coal Sales	08 , Ky , 133	MTC	UR	57,854			\$56.82	1.09	12,852	7.39	7.21
2	Massey Coal Sales Company, Inc.	08 , Ky , 195	MTC	UR	37,602			\$56.82	1.02	12,583	8.19	7.89
3	Transfer Facility	N/A	N/A	OB	N/A			N/A	N/A	N/A	N/A	N/A

**MONTHLY REPORT OF COST AND QUALITY OF COAL FOR ELECTRIC PLANTS
ORIGIN, TONNAGE, DELIVERED PRICE AND AS RECEIVED QUALITY**


1. Report for: Mo. February 2003

2. Reporting Company: Florida Power Corporation

3. Plant Name: Crystal River 4 & 5

4. Name, Title and Telephone Number of Contact
Person Concerning Data Submitted on this Form
Delmar J. Clark Jr., Business Analyst
(727) 824-6616

5. Signature of Official Submitting Report



Delmar J. Clark Jr., Lead Business Financial Analyst

6. Date Completed: April 15, 2003

Line No.	Supplier Name	Mine Location	Purchase Type	Transportation Mode	Tons	Effective Purchase Price (\$/Ton)	Total Transportation Cost (\$/Ton)	F.O.B. Plant Price (\$/Ton)	As Received Coal Quality			
									Percent Sulfur (%)	Btu Content (Btu/lb)	Percent Ash (%)	Percent Moisture (%)
(a)	(b)	(c)	(d)	(e)	(f)	(g)	(h)	(i)	(j)	(k)	(l)	(m)
1	Quaker Coal Company, Inc.	08 , Ky , 195	LTC	UR	20,389			\$53.47	0.66	12,990	7.58	6.61
2	Quaker Coal Company, Inc.	08 , Ky , 195	LTC	UR	29,556			\$54.57	0.68	12,634	9.30	7.11
3	Quaker Coal Company, Inc.	08 , Ky , 195	LTC	UR	10,585			\$49.57	0.70	12,775	9.07	6.04
4	Alliance Coal Sales Corp.	08 , Ky , 195	MTC	UR	9,637			\$48.82	0.70	12,817	7.94	6.49
5	Alliance Coal Sales Corp.	08 , Ky , 195	MTC	UR	29,972			\$55.07	0.57	12,784	7.61	6.94
6	Amvest Coal Sales, Inc.	08 , WV , 67	MTC	UR	18,374			\$59.98	0.70	12,518	11.55	5.15
7	Massey Coal Sales Co., Inc.	08 , WV , 45	LTC	UR	57,106			\$58.48	0.70	12,286	10.89	7.24
8	Transfer Facility	N/A	N/A	OB	124,260			\$66.12	0.70	12,555	8.80	8.38

**MONTHLY REPORT OF COST AND QUALITY OF COAL FOR ELECTRIC PLANTS
ORIGIN, TONNAGE, DELIVERED PRICE AND AS RECEIVED QUALITY**


1. Report for: Mo. February 2003

2. Reporting Company: Florida Power Corporation

3. Plant Name: Transfer Facility - IMT

4. Name, Title and Telephone Number of Contact
Person Concerning Data Submitted on this Form
Delmar J. Clark Jr., Business Analyst
(727) 824-6616

5. Signature of Official Submitting Report


Delmar J. Clark Jr., Lead Business Financial Analyst

6. Date Completed: April 15, 2003

Line No.	Supplier Name	Mine Location	Purchase Type	Tons	F.O.B. Mine Price (\$/Ton)	Short Haul & Loading Charges (\$/Ton)	Original Invoice Price (\$/Ton)	Retro-active Price Inc(Dec) (\$/Ton)	Base Price (\$/Ton)	Quality Adjust-ments (\$/Ton)	Effective Purchase Price (\$/Ton)
(a)	(b)	(c)	(d)	(e)	(f)	(g)	(h)	(i)	(j)	(k)	(l)
1	Emerald International Corp.	25 , IM , 999	S	7,756		\$0.00					
2	Massey Coal Sales Co., Inc.	08 , WV , 39	MTC	7,101		\$0.00					
3	Massey Coal Sales Co., Inc.	08 , WV , 39	MTC	13,881		\$0.00					
4	Massey Coal Sales Co., Inc.	08 , WV , 5	MTC	14,355		\$0.00					
5	Kanawha River Terminal	08 , WV , 39	S	16,123		\$0.00					
6	Kanawha River Terminal	08 , WV , 39	S	1,648		\$0.00					
7	Marmet Synfuel, LLC	08 , WV , 39	STC	46,540		\$0.00					

**MONTHLY REPORT OF COST AND QUALITY OF COAL FOR ELECTRIC PLANTS
ORIGIN, TONNAGE, DELIVERED PRICE AND AS RECEIVED QUALITY**


1. Report for: Mo. February 2003

2. Reporting Company: Florida Power Corporation

3. Plant Name: Crystal River 1 & 2

4. Name, Title and Telephone Number of Contact
Person Concerning Data Submitted on this Form
Delmar J. Clark Jr., Business Analyst
(727) 824-6616

5. Signature of Official Submitting Report


Delmar J. Clark Jr., Lead Business Financial Analyst

6. Date Completed: April 15, 2003

Line No.	Supplier Name	Mine Location	Purchase Type	Tons	F.O.B. Mine Price (\$/Ton)	Short Haul & Loading Charges (\$/Ton)	Original Invoice Price (\$/Ton)	Retro-active Price Increases (\$/Ton)	Base Price (\$/Ton)	Quality Adjustments (\$/Ton)	Effective Purchase Price (\$/Ton)
(a)	(b)	(c)	(d)	(e)	(f)	(g)	(h)	(i)	(j)	(k)	(l)
1	Consolidated Coal Sales	08 , Ky , 133	MTC	57,854		\$0.00					
2	Massey Coal Sales Company, Inc.	08 , Ky , 195	MTC	37,602		\$0.00					
3	Transfer Facility	N/A	N/A	N/A		N/A					

**MONTHLY REPORT OF COST AND QUALITY OF COAL FOR ELECTRIC PLANTS
ORIGIN, TONNAGE, DELIVERED PRICE AND AS RECEIVED QUALITY**


1. Report for: Mo. February 2003

2. Reporting Company: Florida Power Corporation

3. Plant Name: Crystal River 4 & 5

4. Name, Title and Telephone Number of Contact
Person Concerning Data Submitted on this Form
Delmar J. Clark Jr., Business Analyst
(727) 824-6616

5. Signature of Official Submitting Report


Delmar J. Clark Jr., Lead Business Financial Analyst

6. Date Completed: April 15, 2003


Line No.	Supplier Name	Mine Location	Purchase Type	Tons	F.O.B. Mine Price (\$/Ton)	Short Haul & Loading Charges (\$/Ton)	Original Invoice Price (\$/Ton)	Retro-active Price Increases (\$/Ton)	Base Price (\$/Ton)	Quality Adjustments (\$/Ton)	Effective Purchase Price (\$/Ton)
(a)	(b)	(c)	(d)	(e)	(f)	(g)	(h)	(i)	(j)	(k)	(l)
1	Quaker Coal Company, Inc.	08 , Ky , 195	LTC	20,389		\$0.00					
2	Quaker Coal Company, Inc.	08 , Ky , 195	LTC	29,556		\$0.00					
3	Quaker Coal Company, Inc.	08 , Ky , 195	LTC	10,585		\$0.00					
4	Alliance Coal Sales Corp.	08 , Ky , 195	MTC	9,637		\$0.00					
5	Alliance Coal Sales Corp.	08 , Ky , 195	MTC	29,972		\$0.00					
6	Amvest Coal Sales, Inc.	08 , WV , 67	MTC	18,374		\$0.00					
7	Massey Coal Sales Co., Inc.	08 , WV , 45	LTC	57,106		\$0.00					
8	Transfer Facility	N/A	N/A	124,260		\$0.00					

**MONTHLY REPORT OF COST AND QUALITY OF COAL FOR ELECTRIC PLANTS
ORIGIN, TONNAGE, DELIVERED PRICE AND AS RECEIVED QUALITY**

- 1. Report for: Mo. February 2003
- 2. Reporting Company: Florida Power Corporation
- 3. Plant Name: Transfer Facility - IMT

4. Name, Title and Telephone Number of Contact Person Concerning Data Submitted on this Form
 Delmar J. Clark Jr., Business Analyst
 (727) 824-6616

5. Signature of Official Submitting Report


 Delmar J. Clark Jr., Lead Business Financial Analyst

6. Date Completed: April 15, 2003


Line No.	Supplier Name	Mine Location	Shipping Point	Transportation Mode	Tons	Effective Purchase Price (\$/Ton)	Additional Shorthaul & Loading Charges (\$/Ton)	Rail Rate (\$/Ton)	Other Rail Charges (\$/Ton)	River Barge Rate (\$/Ton)	Trans-loading Rate (\$/Ton)	Ocean Barge Rate (\$/Ton)	Other Water Charges (\$/Ton)	Other Related Charges (\$/Ton)	Transportation Charges (\$/Ton)	F.O.B. Plant Price (\$/Ton)
(a)	(b)	(c)	(d)	(e)	(f)	(g)	(h)	(i)	(j)	(k)	(l)	(m)	(n)	(o)	(p)	(q)
1	Emerald International Corp.	25 , IM , 999	Mickiewicza, Pol	GB	7,756		N/A	N/A	N/A	N/A	N/A	N/A	N/A	N/A		\$39.10
2	Massey Coal Sales Co., Inc.	08 , WV , 39	Kanawha,Wv	B	7,101		N/A	N/A	N/A	N/A	N/A	N/A	N/A	N/A		\$59.11
3	Massey Coal Sales Co., Inc.	08 , WV , 39	Kanawha,Wv	B	13,881		N/A	N/A	N/A	N/A	N/A	N/A	N/A	N/A		\$59.11
4	Massey Coal Sales Co., Inc.	08 , WV , 5	Boone,Wv	B	14,355		N/A	N/A	N/A	N/A	N/A	N/A	N/A	N/A		\$59.11
5	Kanawha River Terminal	08 , WV , 39	Kanawha,Wv	B	16,123		N/A	N/A	N/A	N/A	N/A	N/A	N/A	N/A		\$50.61
6	Kanawha River Terminal	08 , WV , 39	Kanawha,Wv	B	1,648		N/A	N/A	N/A	N/A	N/A	N/A	N/A	N/A		\$50.61
7	Marmet Synfuel, LLC	08 , WV , 39	Kanawha,Wv	B	46,540		N/A	N/A	N/A	N/A	N/A	N/A	N/A	N/A		\$60.86

**MONTHLY REPORT OF COST AND QUALITY OF COAL FOR ELECTRIC PLANTS
ORIGIN, TONNAGE, DELIVERED PRICE AND AS RECEIVED QUALITY**

- 1. Report for: Mo. February 2003
- 2. Reporting Company: Florida Power Corporation
- 3. Plant Name: Crystal River 1 & 2

4. Name, Title and Telephone Number of Contact Person Concerning Data Submitted on this Form
Delmar J. Clark Jr., Business Analyst
(727) 824-6616

5. Signature of Official Submitting Report



Delmar J. Clark Jr., Lead Business Financial Analyst

6. Date Completed: April 15, 2003

Line No.	Supplier Name	Mine Location	Shipping Point	Transportation Mode	Tons	Effective Purchase Price (\$/Ton)	Additional Shorthaul & Loading Charges (\$/Ton)	Rail Rate (\$/Ton)	Other Rail Charges (\$/Ton)	River Barge Rate (\$/Ton)	Trans-loading Rate (\$/Ton)	Ocean Barge Rate (\$/Ton)	Other Water Charges (\$/Ton)	Other Related Charges (\$/Ton)	Transportation Charges (\$/Ton)	F.O.B. Plant Price (\$/Ton)
(a)	(b)	(c)	(d)	(e)	(f)	(g)	(h)	(i)	(j)	(k)	(l)	(m)	(n)	(o)	(p)	(q)
1	Consolidated Coal Sales	08 , Ky , 133	Letcher, Ky	UR	57,854		N/A			N/A	N/A	N/A	\$0.00	\$0.00		\$56.82
2	Massey Coal Sales Company, Inc.	08 , Ky , 195	Pike, Ky	UR	37,602		N/A			N/A	N/A	N/A	\$0.00	\$0.00		\$56.82
3	Transfer Facility	N/A	Plaquemines Parrish, La	OB	N/A		N/A			N/A	N/A	N/A	\$0.00	\$0.00		N/A

MONTHLY REPORT OF COST AND QUALITY OF COAL FOR ELECTRIC PLANTS
ORIGIN, TONNAGE, DELIVERED PRICE AND AS RECEIVED QUALITY

1. Report for: Mo. February 2003

2. Reporting Company: Florida Power Corporation

3. Plant Name: Crystal River 4 & 5

4. Name, Title and Telephone Number of Contact
Person Concerning Data Submitted on this Form
Delmar J. Clark Jr., Business Analyst
(727) 824-6616

5. Signature of Official Submitting Report

Delmar J. Clark Jr., Lead Business Financial Analyst

6. Date Completed: April 15, 2003


Line No.	Supplier Name	Mine Location	Shipping Point	Transportation Mode	Tons	Effective Purchase Price (\$/Ton)	Additional Shorthaul & Loading Charges (\$/Ton)	Rail Rate (\$/Ton)	Other Rail Charges (\$/Ton)	River Barge Rate (\$/Ton)	Trans-loading Rate (\$/Ton)	Ocean Barge Rate (\$/Ton)	Other Water Charges (\$/Ton)	Other Related Charges (\$/Ton)	Transportation Charges (\$/Ton)	F.O.B. Plant Price (\$/Ton)
(a)	(b)	(c)	(d)	(e)	(f)	(g)	(h)	(i)	(j)	(k)	(l)	(m)	(n)	(o)	(p)	(q)
1	Quaker Coal Company, Inc.	08 , Ky , 195	Pike, Ky	UR	20,389		N/A			N/A	N/A	N/A	\$0.00	\$0.00		\$53.47
2	Quaker Coal Company, Inc.	08 , Ky , 195	Pike, Ky	UR	29,556		N/A			N/A	N/A	N/A	\$0.00	\$0.00		\$54.57
3	Quaker Coal Company, Inc.	08 , Ky , 195	Pike, Ky	UR	10,585		N/A			N/A	N/A	N/A	\$0.00	\$0.00		\$49.57
4	Alliance Coal Sales Corp.	08 , Ky , 195	Pike, Ky	UR	9,637		N/A			N/A	N/A	N/A	\$0.00	\$0.00		\$48.82
5	Alliance Coal Sales Corp.	08 , Ky , 195	Pike, Ky	UR	29,972		N/A			N/A	N/A	N/A	\$0.00	\$0.00		\$55.07
6	Amvest Coal Sales, Inc.	08 , WV , 67	Nicholas, Wv	UR	18,374		N/A			N/A	N/A	N/A	\$0.00	\$0.00		\$59.98
7	Massey Coal Sales Co., Inc.	08 , WV , 45	Logan, Wv	UR	57,106		N/A			N/A	N/A	N/A	\$0.00	\$0.00		\$58.48
8	Transfer Facility	N/A	Plaquemines Parrish, La	OB	124,260		N/A			N/A	N/A	N/A	\$0.00	\$0.00		\$66.12

**MONTHLY REPORT OF COST AND QUALITY OF COAL FOR ELECTRIC PLANTS
REPORT OF ADJUSTMENTS TO PREVIOUS COAL DELIVERIES**

- 1. Report for: Mo. February 2003
- 2. Reporting Company: Florida Power Corporation
- 3. Plant Name: Transfer Facility - IMT

4. Name, Title and Telephone Number of Contact
Person Concerning Data Submitted on this Form
Delmar J. Clark Jr., Business Analyst
(727) 824-6616

5. Signature of Official Submitting Report


Delmar J. Clark Jr., Lead Business Financial Analyst

6. Date Completed: April 15, 2003


Line No.	Month Reported	Form Plant Name	Intended Generating Plant	Supplier	Original Line Number	Old Volume (tons)	Form No.	Column Title	Old Value	New Value	New F.O.B. Plant Price	Reason for Revision
(a)	(b)	(c)	(d)	(e)	(f)	(g)	(h)	(i)	(j)	(k)	(l)	(m)
1	11/02	Transfer Facility-IMT		Black Hawk Synfuel, LLC	1	3,602	2A	(k) Quality Adjustments			\$67.10	Quality Adjustment
2	11/02	Transfer Facility-IMT		Black Hawk Synfuel, LLC	2	7,095	2A	(k) Quality Adjustments			\$63.38	Quality Adjustment
3	11/02	Transfer Facility-IMT		Black Hawk Synfuel, LLC	3	20,428	2A	(k) Quality Adjustments			\$55.98	Quality Adjustment
4	11/02	Transfer Facility-IMT		Black Hawk Synfuel, LLC	4	27,968	2A	(k) Quality Adjustments			\$57.25	Quality Adjustment
5	11/02	Transfer Facility-IMT		Kanawha River Terminal	5	38,166	2A	(k) Quality Adjustments			\$51.25	Quality Adjustment
6	11/02	Transfer Facility-IMT		Marmet Synfuel, LLC	6	29,464	2A	(k) Quality Adjustments			\$60.70	Quality Adjustment
7	12/02	Transfer Facility-IMT		Black Hawk Synfuel, LLC	2	8,869	2A	(k) Quality Adjustments			\$56.90	Quality Adjustment
8	12/02	Transfer Facility-IMT		Black Hawk Synfuel, LLC	3	3,543	2A	(k) Quality Adjustments			\$56.11	Quality Adjustment
9	12/02	Transfer Facility-IMT		Black Hawk Synfuel, LLC	4	33,029	2A	(k) Quality Adjustments			\$56.08	Quality Adjustment
10	12/02	Transfer Facility-IMT		Kanawha River Terminal	5	50,864	2A	(k) Quality Adjustments			\$58.28	Quality Adjustment
11	12/02	Transfer Facility-IMT		Kanawha River Terminal	6	8,484	2A	(k) Quality Adjustments			\$59.82	Quality Adjustment
12	12/02	Transfer Facility-IMT		Marmet Synfuel, LLC	7	29,098	2A	(k) Quality Adjustments			\$60.43	Quality Adjustment

**MONTHLY REPORT OF COST AND QUALITY OF COAL FOR ELECTRIC PLANTS
REPORT OF ADJUSTMENTS TO PREVIOUS COAL DELIVERIES**

- 1. Report for: Mo. February 2003
- 2. Reporting Company: Florida Power Corporation
- 3. Plant Name: Crystal River 1 & 2

4. Name, Title and Telephone Number of Contact Person Concerning Data Submitted on this Form
 Delmar J. Clark Jr., Business Analyst
 (727) 824-6616

5. Signature of Official Submitting Report


 Delmar J. Clark Jr., Lead Business Financial Analyst

6. Date Completed: April 15, 2003


Line No.	Month Reported	Form Plant Name	Intended Generating Plant	Supplier	Original Line Number	Old Volume (tons)	Form No.	Column Title	Old Value	New Value	New F.O.B. Plant Price	Reason for Revision
(a)	(b)	(c)	(d)	(e)	(f)	(g)	(h)	(i)	(j)	(k)	(l)	(m)
1	07/02	CR1&2	CR1&2	Massey Coal Sales Company, Inc.	2	56,810	2A	(k) Quality Adjustments			\$56.49	Quality Adjustment
2	12/02	CR1&2	CR1&2	Peabody Coal Sales	4	10,372	2A	(k) Quality Adjustments			\$54.54	Quality Adjustment
3	12/02	CR1&2	CR1&2	Peabody Coal Sales	5	19,269	2A	(k) Quality Adjustments			\$56.60	Quality Adjustment
4	12/02	CR1&2	CR1&2	Peabody Coal Sales	5	10,331	2A	(k) Quality Adjustments			\$54.63	Quality Adjustment
5	01/03	CR1&2	CR1&2	Quaker Coal Company, Inc.	1	9,704	2A	(k) Quality Adjustments			\$53.05	Quality Adjustment
6	01/03	CR1&2	CR1&2	Consolidated Coal Sales	2	39,153	2A	(k) Quality Adjustments			\$56.72	Quality Adjustment

**MONTHLY REPORT OF COST AND QUALITY OF COAL FOR ELECTRIC PLANTS
REPORT OF ADJUSTMENTS TO PREVIOUS COAL DELIVERIES**

- 1. Report for: Mo. February 2003
- 2. Reporting Company: Florida Power Corporation
- 3. Plant Name: Crystal River 4 & 5

4. Name, Title and Telephone Number of Contact
Person Concerning Data Submitted on this Form
Delmar J. Clark Jr., Business Analyst
(727) 824-6616

5. Signature of Official Submitting Report


Delmar J. Clark Jr., Lead Business Financial Analyst

6. Date Completed: April 15, 2003

Line No.	Month Reported	Form Plant Name	Intended Generating Plant	Supplier	Original Line Number	Old Volume (tons)	Form No.	Column Title	Old Value	New Value	New F.O.B. Plant Price	Reason for Revision
(a)	(b)	(c)	(d)	(e)	(f)	(g)	(h)	(i)	(j)	(k)	(l)	(m)
1	07/02	CR4&5	CR4&5	Massey Coal Sales Company, Inc.	3	47,164	2	(f) Tons	47,164	47,270	\$ 57.59	Tonnage Adjustment
2	07/02	CR4&5	CR4&5	Massey Coal Sales Company, Inc.	3	47,270	2A	(k) Quality Adjustments <i>(see line above)</i>			\$ 57.64	Quality Adjustment
3	01/03	CR4&5	CR4&5	Quaker Coal Company, Inc.	1	22,458	2A	(k) Quality Adjustments			\$ 54.69	Quality Adjustment
4	01/03	CR4&5	CR4&5	Quaker Coal Company, Inc.	2	35,453	2A	(k) Quality Adjustments			\$ 57.72	Quality Adjustment
5	01/03	CR4&5	CR4&5	Alliance Coal Sales Corp.	3	9,970	2A	(i) Retroactive Price Incr.			\$ 49.46	Quality Adjustment
6	01/03	CR4&5	CR4&5	Alliance Coal Sales Corp.	4	19,653	2A	(k) Quality Adjustments			\$ 55.84	Quality Adjustment
7	01/03	CR4&5	CR4&5	Amvest Coal Sales, Inc.	5	18,996	2A	(k) Quality Adjustments			\$ 60.74	Quality Adjustment