

AK 6-3-05 (entire D.N.)
DECLASSIFIED

050001-ET

FPSC FORM 423-1

MONTHLY REPORT OF COST AND QUALITY OF FUEL FOR ELECTRIC PLANTS
 ORIGIN, VOLUME, DELIVERED PRICE AND AS RECEIVED QUALITY

1. REPORTING MONTH: 03/2003
 2. REPORTING COMPANY: FLORIDA POWER CORPORATION

3. NAME, TITLE TELEPHONE NUMBER OF CONTACT PERSON CONCERNING DATA

SUBMITTED ON THIS FORM: JIMMY L. WILSON, PROJECT ANALYST (919) 546-2132

4. SIGNATURE OF OFFICIAL SUBMITTED REPORT:

Pam Murphy
 PAM MURPHY - DIRECTOR GAS & OIL TRADING

5. DATE COMPLETED: 05/07/2003

LINE NO.	PLANT NAME	SUPPLIER NAME	SHIPPING POINT	PURCHASE TYPE	DELIVERY LOCATION	DELIVERY DATE	DELIVERY TYPE	SULFUR CONTENT (%)	BTU CONTENT (Btu/gal)	VOLUME (Bbls)	DELIVERED PRICE (\$/Bbl)
(a)	(b)	(c)	(d)	(e)	(f)	(g)	(h)	(i)	(j)	(k)	(l)
1	Anclote	BP Amoco Oil	F- BP Tampa, FL	MTC	FOB PLANT	3/2003	FO2	0.46	135,053	532	\$42.2600
2	Avon Park Peakers	NO DELIVERIES									
3	Bartow Peakers	Central Oil	F- Central Tampa, FL	MTC	FOB PLANT	3/2003	FO2	0.49	137,000	10,935	\$44.2500
4	Bartow Steam Plant	RIO Energy International, Inc	F- Rio Houston, TX	MTC	FOB TERMINAL	3/2003	FO6	1.36	155,579	485,947	\$30.0200
5	Bayboro Peakers	NO DELIVERIES									
6	Crystal River	BP Amoco Oil	F- BP Tampa, FL	MTC	FOB PLANT	3/2003	FO2	0.26	136,610	8,540	\$42.2400
7	Crystal River	BP Amoco Oil	F- BP Tampa, FL	MTC	FOB PLANT	3/2003	FO2	0.30	136,288	2,309	\$42.2400
8	Debary Peakers	BP Amoco Oil	F- BP Taft, FL	MTC	FOB PLANT	3/2003	FO2	0.17	136,603	14,050	\$42.6500
9	Higgins Peakers	NO DELIVERIES									
10	Hines Energy Complex	NO DELIVERIES									
11	Intercession City Peakers	BP Amoco Oil	F- BP Tampa, FL	MTC	FOB PLANT	3/2003	FO2	0.04	136,489	14,998	\$42.1000
12	Intercession City Peakers	BP Amoco Oil	F- BP Tampa, FL	MTC	FOB PLANT	3/2003	FO2	0.18	136,010	15,007	\$42.1000
13	Rio Pinar Peakers	NO DELIVERIES									
14	Suwannee Peakers	BP Amoco Oil	F- BP Bainbridge, GA	MTC	FOB PLANT	3/2003	FO2	0.12	137,725	716	\$42.3100
15	Suwannee Steam Plant	Colonial Oil Industries, Inc.	F- Colonial Tampa, FL		FOB PLANT	3/2003	FO6	0.95	151,128	5	\$36.3419
16	Suwannee Steam Plant	Colonial Oil Industries, Inc.	F- Colonial Tampa, FL		FOB PLANT	3/2003	FO6	0.95	151,128	18,041	\$38.6910
17	Suwannee Steam Plant	Four Way Oil Company, Inc	F- Four Way Cairo, GA		FOB PLANT	3/2003	FO6	0.45	133,326	313	\$24.3600
18	Suwannee Steam Plant	Martin Product Sales	F- Martin Panama City, FL		FOB PLANT	3/2003	FO6	1.95	149,753	5,003	\$37.0000
19	Suwannee Steam Plant	Texpar Energy, Inc	F- Texpar Bainbridge, GA	MTC	FOB PLANT	3/2003	FO6	0.90	151,757	956	\$30.4064

DOCUMENT NUMBER-DATE

04690 MAY 27 8

FPSC-COMMISSION CLERK

FPSC FORM 423-1(a)

MONTHLY REPORT OF COST AND QUALITY OF FUEL FOR ELECTRIC PLANTS
ORIGIN, VOLUME, DELIVERED PRICE AND AS RECEIVED QUALITY

SPECIFIED CONFIDENTIAL

1. REPORTING MONTH: 03/2003
2. REPORTING COMPANY: FLORIDA POWER CORPORATION

3. NAME, TITLE TELEPHONE NUMBER OF CONTACT PERSON CONCERNING DATA

SUBMITTED ON THIS FORM: JIMMY L. WILSON, PROJECT ANALYST (904) 546-2132

4. SIGNATURE OF OFFICIAL SUBMITTED REPORT:

Pam Murphy
PAM MURPHY - DIRECTOR GAS & OIL TRADING

5. DATE COMPLETED: 05/07/2003

LINE NO	PLANT NAME	SUPPLIER NAME	DELIVERY LOCATION	DELIVERY DATE	TYPE OIL	VOLUME (Bbl)	INVOICE PRICE	INVOICE AMOUNT	DISCOUNT	NET AMOUNT	NET PRICE ADJUST	QUALITY	EFFECTIVE PURCHASE PRICE	TO TERMINAL	ADDITIONAL TRANSPORT	OTHER CHARGES	DELIVERED PRICE
							(\$/Bbl)	(\$)	(\$)	(\$)	(\$/Bbl)	(\$/Bbl)	(\$/Bbl)	(\$/Bbl)	(\$/Bbl)	(\$/Bbl)	(\$/Bbl)
(a)	(b)	(c)	(d)	(e)	(f)	(g)	(h)	(i)	(j)	(k)	(l)	(m)	(n)	(o)	(p)	(q)	(r)
1	Ancote	BP Amoco Oil	FOB PLANT	3/2003	FO2	532	\$42.26	\$22,482.32	\$0.00	\$22,482.32	\$42.26	\$0.00	\$42.26	\$0.00	\$0.00	\$0.00	\$42.26
2	Avon Park Peakers	NO DELIVERIES															
3	Bartow Peakers	Central Oil	FOB PLANT	3/2003	FO2	10,935	\$44.25	\$483,873.75	\$0.00	\$483,873.75	\$44.25	\$0.00	\$44.25	\$0.00	\$0.00	\$0.00	\$44.25
4	Bartow Steam Plant	RIO Energy International, Inc	FOB TERMI	3/2003	FO6	485,947	\$30.02	\$14,588,128.94	\$0.00	\$14,588,128.94	\$30.02	\$0.00	\$30.02	\$0.00	\$0.00	\$0.00	\$30.02
5	Bayboro Peakers	NO DELIVERIES															
6	Crystal River	BP Amoco Oil	FOB PLANT	3/2003	FO2	8,540	\$42.24	\$360,729.60	\$0.00	\$360,729.60	\$42.24	\$0.00	\$42.24	\$0.00	\$0.00	\$0.00	\$42.24
7	Crystal River	BP Amoco Oil	FOB PLANT	3/2003	FO2	2,309	\$42.24	\$97,532.16	\$0.00	\$97,532.16	\$42.24	\$0.00	\$42.24	\$0.00	\$0.00	\$0.00	\$42.24
8	Debary Peakers	BP Amoco Oil	FOB PLANT	3/2003	FO2	14,050	\$42.65	\$599,232.50	\$0.00	\$599,232.50	\$42.65	\$0.00	\$42.65	\$0.00	\$0.00	\$0.00	\$42.65
9	Higgins Peakers	NO DELIVERIES															
10	Hines Energy Complex	NO DELIVERIES															
11	Intercession City Peakers	BP Amoco Oil	FOB PLANT	3/2003	FO2	14,998	\$42.10	\$631,415.80	\$0.00	\$631,415.80	\$42.10	\$0.00	\$42.10	\$0.00	\$0.00	\$0.00	\$42.10
12	Intercession City Peakers	BP Amoco Oil	FOB PLANT	3/2003	FO2	15,007	\$42.10	\$631,794.70	\$0.00	\$631,794.70	\$42.10	\$0.00	\$42.10	\$0.00	\$0.00	\$0.00	\$42.10
13	Rio Pinar Peakers	NO DELIVERIES															
14	Suwannee Peakers	BP Amoco Oil	FOB PLANT	3/2003	FO2	716	\$42.31	\$30,293.96	\$0.00	\$30,293.96	\$42.31	\$0.00	\$42.31	\$0.00	\$0.00	\$0.00	\$42.31
15	Suwannee Steam Plant	Colonial Oil Industries, Inc.	FOB PLANT	3/2003	FO6	5	\$36.34	\$198.15	\$0.00	\$198.15	\$36.34	\$0.00	\$36.34	\$0.00	\$0.00	\$0.00	\$36.34
16	Suwannee Steam Plant	Colonial Oil Industries, Inc.	FOB PLANT	3/2003	FO6	18,041	\$38.69	\$698,024.66	\$0.00	\$698,024.66	\$38.69	\$0.00	\$38.69	\$0.00	\$0.00	\$0.00	\$38.69
17	Suwannee Steam Plant	Four Way Oil Company, Inc	FOB PLANT	3/2003	FO6	313	\$24.36	\$7,627.00	\$0.00	\$7,627.00	\$24.36	\$0.00	\$24.36	\$0.00	\$0.00	\$0.00	\$24.36
18	Suwannee Steam Plant	Martin Product Sales	FOB PLANT	3/2003	FO6	5,003	\$37.00	\$185,095.27	\$0.00	\$185,095.27	\$37.00	\$0.00	\$37.00	\$0.00	\$0.00	\$0.00	\$37.00
19	Suwannee Steam Plant	Texpar Energy, Inc	FOB PLANT	3/2003	FO6	956	\$30.41	\$29,056.92	\$0.00	\$29,056.92	\$30.41	\$0.00	\$30.41	\$0.00	\$0.00	\$0.00	\$30.41

MONTHLY REPORT OF COST AND QUALITY OF COAL FOR ELECTRIC PLANTS
ORIGIN, TONNAGE, DELIVERED PRICE AND AS RECEIVED QUALITY

- 1. Report for: Mo. March 2003
- 2. Reporting Company: Florida Power Corporation
- 3. Plant Name: Transfer Facility - IMT

**SPECIFIED
CONFIDENTIAL**

4. Name, Title and Telephone Number of Contact
Person Concerning Data Submitted on this Form
Delmar J. Clark Jr., Business Analyst
(727) 824-6616

5. Signature of Official Submitting Report

Delmar J. Clark Jr., Lead Business Financial Analyst

6. Date Completed: May 15, 2003

Line No.	Supplier Name	Mine Location	Purchase Type	Transportation Mode	Tons	Effective Purchase Price (\$/Ton)	Total Transportation Cost (\$/Ton)	F.O.B. Plant Price (\$/Ton)	As Received Coal Quality			
									Percent Sulfur (%)	Btu Content (Btu/lb)	Percent Ash (%)	Percent Moisture (%)
(a)	(b)	(c)	(d)	(e)	(f)	(g)	(h)	(i)	(j)	(k)	(l)	(m)
1	Emerald International Corp.	45, IM, 999	S	GB	1,489	\$25.50	\$5.05	\$30.55	0.81	11,541	6.03	13.50
2	Emerald International Corp.	25, IM, 999	S	GB	21,464	\$34.05	\$5.05	\$39.10	0.51	12,855	5.96	8.77
3	Massey Coal Sales Co., Inc.	08, WV, 5	MTC	B	47,293	\$39.50	\$19.61	\$59.11	0.69	12,383	11.99	5.42
4	Kanawha River Terminal	08, WV, 39	S	B	5,692	\$31.00	\$19.61	\$50.61	0.63	12,557	12.25	4.40
5	Kanawha River Terminal	08, WV, 39	S	B	29,760	\$31.00	\$19.61	\$50.61	0.68	12,587	10.10	6.66
6	Kanawha River Terminal	08, WV, 39	S	B	52,681	\$31.00	\$19.61	\$50.61	0.63	12,571	10.18	7.29
7	Marmet Synfuel, LLC	08, WV, 39	STC	B	3,373	\$41.25	\$19.61	\$60.86	0.62	13,210	6.33	7.21
8	Marmet Synfuel, LLC	08, WV, 39	STC	B	18,484	\$41.25	\$19.61	\$60.86	0.63	13,091	6.87	7.55
9	Riverside Synfuel, LLC	08, WV, 39	S	B	10,018	\$37.50	\$19.61	\$57.11	0.64	12,448	9.47	7.54

**MONTHLY REPORT OF COST AND QUALITY OF COAL FOR ELECTRIC PLANTS
ORIGIN, TONNAGE, DELIVERED PRICE AND AS RECEIVED QUALITY**

- 1. Report for: Mo. March 2003
- 2. Reporting Company: Florida Power Corporation
- 3. Plant Name: Crystal River 4 & 5

**SPECIFIED
CONFIDENTIAL**

- 4. Name, Title and Telephone Number of Contact Person Concerning Data Submitted on this Form
Delmar J. Clark Jr., Business Analyst
(727) 824-6616

- 5. Signature of Official Submitting Report



Delmar J. Clark Jr., Lead Business Financial Analyst

- 6. Date Completed: May 15, 2003

Line No.	Supplier Name	Mine Location	Purchase Type	Transportation Mode	Tons	Effective Purchase Price (\$/Ton)	Total Transportation Cost (\$/Ton)	F.O.B. Plant Price (\$/Ton)	As Received Coal Quality			
									Percent Sulfur (%)	Btu Content (Btu/lb)	Percent Ash (%)	Percent Moisture (%)
(a)	(b)	(c)	(d)	(e)	(f)	(g)	(h)	(i)	(j)	(k)	(l)	(m)
1	AEP Coal Company, Inc.	08 , Ky , 195	LTC	UR	40,171	\$36.00	\$18.61	\$54.61	0.69	12,525	11.14	5.99
2	AEP Coal Company, Inc.	08 , Ky , 195	LTC	UR	9,930	\$31.00	\$18.61	\$49.61	0.67	12,861	9.47	5.85
3	Alliance Coal Sales Corp.	08 , Ky , 195	MTC	UR	9,182	\$30.25	\$18.61	\$48.86	0.51	12,755	8.14	6.78
4	Alliance Coal Sales Corp.	08 , Ky , 195	MTC	UR	10,085	\$36.50	\$18.61	\$55.11	0.51	12,700	8.55	6.26
5	Amvest Coal Sales, Inc.	08 , WV , 67	MTC	UR	16,991	\$40.00	\$20.02	\$60.02	0.68	12,760	10.47	4.24
6	Massey Coal Sales Co., Inc.	08 , WV , 45	LTC	UR	46,381	\$38.50	\$20.02	\$58.52	0.71	12,550	10.29	6.13
7	Transfer Facility	N/A	N/A	OB	180,170	\$56.09	\$9.39	\$65.48	0.63	12,507	8.11	9.26


MONTHLY REPORT OF COST AND QUALITY OF COAL FOR ELECTRIC PLANTS
ORIGIN, TONNAGE, DELIVERED PRICE AND AS RECEIVED QUALITY

- 1. Report for: Mo. March 2003
- 2. Reporting Company: Florida Power Corporation
- 3. Plant Name: Transfer Facility - IMT

**SPECIFIED
CONFIDENTIAL**

- 4. Name, Title and Telephone Number of Contact Person Concerning Data Submitted on this Form
Delmar J. Clark Jr., Business Analyst
(727) 824-6616

- 5. Signature of Official Submitting Report


Delmar J. Clark Jr., Lead Business Financial Analyst

- 6. Date Completed: May 15, 2003

Line No.	Supplier Name	Mine Location	Purchase Type	Tons	F.O.B. Mine Price (\$/Ton)	Short Haul & Loading Charges (\$/Ton)	Original Invoice Price (\$/Ton)	Retro-active Price Inc(Dec) (\$/Ton)	Base Price (\$/Ton)	Quality Adjustments (\$/Ton)	Effective Purchase Price (\$/Ton)
(a)	(b)	(c)	(d)	(e)	(f)	(g)	(h)	(i)	(j)	(k)	(l)
1	Emerald International Corp.	45 , IM , 999	S	1,489	\$25.50	\$0.00	\$25.50	\$0.00	\$25.50	\$0.00	\$25.50
2	Emerald International Corp.	25 , IM , 999	S	21,464	\$34.05	\$0.00	\$34.05	\$0.00	\$34.05	\$0.00	\$34.05
3	Massey Coal Sales Co., Inc.	08 , WV , 5	MTC	47,293	\$39.50	\$0.00	\$39.50	\$0.00	\$39.50	\$0.00	\$39.50
4	Kanawha River Terminal	08 , WV , 39	S	5,692	\$31.00	\$0.00	\$31.00	\$0.00	\$31.00	\$0.00	\$31.00
5	Kanawha River Terminal	08 , WV , 39	S	29,760	\$31.00	\$0.00	\$31.00	\$0.00	\$31.00	\$0.00	\$31.00
6	Kanawha River Terminal	08 , WV , 39	S	52,681	\$31.00	\$0.00	\$31.00	\$0.00	\$31.00	\$0.00	\$31.00
7	Marmet Synfuel, LLC	08 , WV , 39	STC	3,373	\$41.25	\$0.00	\$41.25	\$0.00	\$41.25	\$0.00	\$41.25
8	Marmet Synfuel, LLC	08 , WV , 39	STC	18,484	\$41.25	\$0.00	\$41.25	\$0.00	\$41.25	\$0.00	\$41.25
9	Riverside Synfuel, LLC	08 , WV , 39	S	10,018	\$37.50	\$0.00	\$37.50	\$0.00	\$37.50	\$0.00	\$37.50

MONTHLY REPORT OF COST AND QUALITY OF COAL FOR ELECTRIC PLANTS
ORIGIN, TONNAGE, DELIVERED PRICE AND AS RECEIVED QUALITY

- 1. Report for: Mo. March 2003
- 2. Reporting Company: Florida Power Corporation
- 3. Plant Name: Crystal River 1 & 2

**SPECIFIED
CONFIDENTIAL**

- 4. Name, Title and Telephone Number of Contact Person Concerning Data Submitted on this Form
Delmar J. Clark Jr., Business Analyst
(727) 824-6616

- 5. Signature of Official Submitting Report


Delmar J. Clark Jr., Lead Business Financial Analyst

- 6. Date Completed: May 15, 2003

Line No.	Supplier Name	Mine Location	Purchase Type	Tons	F.O.B. Mine Price (\$/Ton)	Short Haul & Loading Charges (\$/Ton)	Original Invoice Price (\$/Ton)	Retro-active Price Inc(Dec) (\$/Ton)	Base Price (\$/Ton)	Quality Adjustments (\$/Ton)	Effective Purchase Price (\$/Ton)
(a)	(b)	(c)	(d)	(e)	(f)	(g)	(h)	(i)	(j)	(k)	(l)
1	AEP Coal Company, Inc.	08 , Ky , 195	MTC	29,625	\$34.90	\$0.00	\$34.90	\$0.00	\$34.90	\$0.00	\$34.90
2	Consolidated Coal Sales	08 , Ky , 133	MTC	76,915	\$38.25	\$0.00	\$38.25	\$0.00	\$38.25	\$0.00	\$38.25
3	Massey Coal Sales Company, Inc.	08 , Ky , 195	MTC	46,640	\$38.25	\$0.00	\$38.25	\$0.00	\$38.25	\$0.00	\$38.25
4	Transfer Facility	N/A	N/A	OB	N/A	N/A	\$0.00	N/A	\$0.00	N/A	N/A

MONTHLY REPORT OF COST AND QUALITY OF COAL FOR ELECTRIC PLANTS
ORIGIN, TONNAGE, DELIVERED PRICE AND AS RECEIVED QUALITY

- 1. Report for: Mo. March 2003
- 2. Reporting Company: Florida Power Corporation
- 3. Plant Name: Crystal River 4 & 5

- 4. Name, Title and Telephone Number of Contact Person Concerning Data Submitted on this Form
Delmar J. Clark Jr., Business Analyst
(727) 824-6616

**SPECIFIED
CONFIDENTIAL**

- 5. Signature of Official Submitting Report


Delmar J. Clark Jr., Lead Business Financial Analyst

- 6. Date Completed: May 15, 2003

Line No.	Supplier Name	Mine Location	Purchase Type	Tons	F.O.B. Mine Price (\$/Ton)	Short Haul & Loading Charges (\$/Ton)	Original Invoice Price (\$/Ton)	Retro-active Price Inc(Dec) (\$/Ton)	Base Price (\$/Ton)	Quality Adjustments (\$/Ton)	Effective Purchase Price (\$/Ton)
(a)	(b)	(c)	(d)	(e)	(f)	(g)	(h)	(i)	(j)	(k)	(l)
1	AEP Coal Company, Inc.	08 , Ky , 195	LTC	40,171	\$36.00	\$0.00	\$36.00	\$0.00	\$36.00	\$0.00	\$36.00
2	AEP Coal Company, Inc.	08 , Ky , 195	LTC	9,930	\$31.00	\$0.00	\$31.00	\$0.00	\$31.00	\$0.00	\$31.00
3	Alliance Coal Sales Corp.	08 , Ky , 195	MTC	9,182	\$30.25	\$0.00	\$30.25	\$0.00	\$30.25	\$0.00	\$30.25
4	Alliance Coal Sales Corp.	08 , Ky , 195	MTC	10,085	\$36.50	\$0.00	\$36.50	\$0.00	\$36.50	\$0.00	\$36.50
5	Amvest Coal Sales, Inc.	08 , WV , 67	MTC	16,991	\$40.00	\$0.00	\$40.00	\$0.00	\$40.00	\$0.00	\$40.00
6	Massey Coal Sales Co., Inc.	08 , WV , 45	LTC	46,381	\$38.50	\$0.00	\$38.50	\$0.00	\$38.50	\$0.00	\$38.50
7	Transfer Facility	N/A	N/A	180,170	\$56.09	\$0.00	\$56.09	N/A	\$56.09	N/A	\$56.09

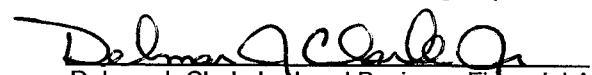
MONTHLY REPORT OF COST AND QUALITY OF COAL FOR ELECTRIC PLANTS
ORIGIN, TONNAGE, DELIVERED PRICE AND AS RECEIVED QUALITY

1. Report for: Mo. March 2003
2. Reporting Company: Florida Power Corporation
3. Plant Name: Transfer Facility - IMT

**SPECIFIED
CONFIDENTIAL**

4. Name, Title and Telephone Number of Contact
Person Concerning Data Submitted on this Form
Delmar J. Clark Jr., Business Analyst
(727) 824-6616

5. Signature of Official Submitting Report


Delmar J. Clark Jr., Lead Business Financial Analyst

6. Date Completed: May 15, 2003

Line No.	Supplier Name	Mine Location	Shipping Point	Transportation Mode	Tons	Effective Purchase Price (\$/Ton)	Additional Shorthaul & Loading Charges (\$/Ton)	Rail Rate (\$/Ton)	Other Rail Charges (\$/Ton)	River Barge Rate (\$/Ton)	Trans-loading Rate (\$/Ton)	Ocean Barge Rate (\$/Ton)	Other Water Charges (\$/Ton)	Other Related Charges (\$/Ton)	Transportation Charges (\$/Ton)	F.O.B. Plant Price (\$/Ton)
(a)	(b)	(c)	(d)	(e)	(f)	(g)	(h)	(i)	(j)	(k)	(l)	(m)	(n)	(o)	(p)	(q)
1	Emerald International Corp.	45 , IM , 999	Santa Marta, Col	GB	1,489	\$25.50	N/A	N/A	N/A	N/A	N/A	N/A	N/A	N/A	\$5.05	\$30.55
2	Emerald International Corp.	25 , IM , 999	Mickiewicza, Pol	GB	21,464	\$34.05	N/A	N/A	N/A	N/A	N/A	N/A	N/A	N/A	\$5.05	\$39.10
3	Massey Coal Sales Co., Inc.	08 , WV , 5	Boone,Wv	B	47,293	\$39.50	N/A	N/A	N/A	N/A	N/A	N/A	N/A	N/A	\$19.61	\$59.11
4	Kanawha River Terminal	08 , WV , 39	Kanawha,Wv	B	5,692	\$31.00	N/A	N/A	N/A	N/A	N/A	N/A	N/A	N/A	\$19.61	\$50.61
5	Kanawha River Terminal	08 , WV , 39	Kanawha,Wv	B	29,760	\$31.00	N/A	N/A	N/A	N/A	N/A	N/A	N/A	N/A	\$19.61	\$50.61
6	Kanawha River Terminal	08 , WV , 39	Kanawha,Wv	B	52,681	\$31.00	N/A	N/A	N/A	N/A	N/A	N/A	N/A	N/A	\$19.61	\$50.61
7	Marmet Synfuel, LLC	08 , WV , 39	Kanawha,Wv	B	3,373	\$41.25	N/A	N/A	N/A	N/A	N/A	N/A	N/A	N/A	\$19.61	\$60.86
8	Marmet Synfuel, LLC	08 , WV , 39	Kanawha,Wv	B	18,484	\$41.25	N/A	N/A	N/A	N/A	N/A	N/A	N/A	N/A	\$19.61	\$60.86
9	Riverside Synfuel, LLC	08 , WV , 39	Kanawha,Wv	B	10,018	\$37.50	N/A	N/A	N/A	N/A	N/A	N/A	N/A	N/A	\$19.61	\$57.11

MONTHLY REPORT OF COST AND QUALITY OF COAL FOR ELECTRIC PLANTS
ORIGIN, TONNAGE, DELIVERED PRICE AND AS RECEIVED QUALITY

- 1. Report for: Mo. March 2003
- 2. Reporting Company: Florida Power Corporation
- 3. Plant Name: Crystal River 1 & 2

**SPECIFIED
CONFIDENTIAL**

4. Name, Title and Telephone Number of Contact
Person Concerning Data Submitted on this Form
Delmar J. Clark Jr., Business Analyst
(727) 824-6616

5. Signature of Official Submitting Report


Delmar J. Clark Jr., Lead Business Financial Analyst

6. Date Completed: May 15, 2003

Line No.	Supplier Name	Mine Location	Shipping Point	Transportation Mode	Tons	Effective Purchase Price (\$/Ton)	Additional Shorthaul & Loading Charges (\$/Ton)	Rail Rate (\$/Ton)	Other Rail Charges (\$/Ton)	River Barge Rate (\$/Ton)	Trans-loading Rate (\$/Ton)	Ocean Barge Rate (\$/Ton)	Other Water Charges (\$/Ton)	Other Related Charges (\$/Ton)	Transportation Charges (\$/Ton)	F.O.B. Plant Price (\$/Ton)
(a)	(b)	(c)	(d)	(e)	(f)	(g)	(h)	(i)	(j)	(k)	(l)	(m)	(n)	(o)	(p)	(q)
1	AEP Coal Company, Inc.	08 , Ky , 195	Pike, Ky	UR	29,625	\$34.90	N/A	\$16.94	\$1.68	N/A	N/A	N/A	\$0.00	\$0.00	\$18.62	\$53.52
2	Consolidated Coal Sales	08 , Ky , 133	Letcher, Ky	UR	76,915	\$38.25	N/A	\$16.94	\$1.68	N/A	N/A	N/A	\$0.00	\$0.00	\$18.62	\$56.87
3	Massey Coal Sales Company, Inc.	08 , Ky , 195	Pike, Ky	UR	46,640	\$38.25	N/A	\$16.94	\$1.68	N/A	N/A	N/A	\$0.00	\$0.00	\$18.62	\$56.87
4	Transfer Facility	N/A	Plaquemines Parrish, La	OB	N/A	N/A	N/A	N/A	N/A	N/A	N/A	N/A	\$0.00	\$0.00	N/A	N/A

MONTHLY REPORT OF COST AND QUALITY OF COAL FOR ELECTRIC PLANTS
ORIGIN, TONNAGE, DELIVERED PRICE AND AS RECEIVED QUALITY

1. Report for: Mo. March 2003
2. Reporting Company: Florida Power Corporation
3. Plant Name: Crystal River 4 & 5

SPECIFIED
CONFIDENTIAL

4. Name, Title and Telephone Number of Contact
Person Concerning Data Submitted on this Form
Delmar J. Clark Jr., Business Analyst
(727) 824-6616

5. Signature of Official Submitting Report


Delmar J. Clark Jr., Lead Business Financial Analyst

6. Date Completed: May 15, 2003

Line No.	Supplier Name	Mine Location	Shipping Point	Transportation Mode	Tons	Effective Purchase Price (\$/Ton)	Additional Shorthaul & Loading Charges (\$/Ton)	Rail Rate (\$/Ton)	Other Rail Charges (\$/Ton)	River Barge Rate (\$/Ton)	Trans-loading Rate (\$/Ton)	Ocean Barge Rate (\$/Ton)	Other Water Charges (\$/Ton)	Other Related Charges (\$/Ton)	Transportation Charges (\$/Ton)	F.O.B. Plant Price (\$/Ton)
(a)	(b)	(c)	(d)	(e)	(f)	(g)	(h)	(i)	(j)	(k)	(l)	(m)	(n)	(o)	(p)	(q)
1	AEP Coal Company, Inc.	08 , Ky , 195	Pike, Ky	UR	40,171	\$36.00	N/A	\$16.94	\$1.67	N/A	N/A	N/A	\$0.00	\$0.00	\$18.61	\$54.61
2	AEP Coal Company, Inc.	08 , Ky , 195	Pike, Ky	UR	9,930	\$31.00	N/A	\$16.94	\$1.67	N/A	N/A	N/A	\$0.00	\$0.00	\$18.61	\$49.61
3	Alliance Coal Sales Corp.	08 , Ky , 195	Pike, Ky	UR	9,182	\$30.25	N/A	\$16.94	\$1.67	N/A	N/A	N/A	\$0.00	\$0.00	\$18.61	\$48.86
4	Alliance Coal Sales Corp.	08 , Ky , 195	Pike, Ky	UR	10,085	\$36.50	N/A	\$16.94	\$1.67	N/A	N/A	N/A	\$0.00	\$0.00	\$18.61	\$55.11
5	Amvest Coal Sales, Inc.	08 , WV , 67	Nicholas, Wv	UR	16,991	\$40.00	N/A	\$18.35	\$1.67	N/A	N/A	N/A	\$0.00	\$0.00	\$20.02	\$60.02
6	Massey Coal Sales Co., Inc.	08 , WV , 45	Logan, Wv	UR	46,381	\$38.50	N/A	\$18.35	\$1.67	N/A	N/A	N/A	\$0.00	\$0.00	\$20.02	\$58.52
7	Transfer Facility	N/A	Plaquemines Parrish, La	OB	180,170	\$56.09	N/A	N/A	N/A	N/A	N/A	N/A	\$0.00	\$0.00	\$9.39	\$65.48


**MONTHLY REPORT OF COST AND QUALITY OF COAL FOR ELECTRIC PLANTS
REPORT OF ADJUSTMENTS TO PREVIOUS COAL DELIVERIES**

- 1. Report for: Mo. March 2003
- 2. Reporting Company: Florida Power Corporation
- 3. Plant Name: Transfer Facility - IMT

**SPECIFIED
CONFIDENTIAL**

4. Name, Title and Telephone Number of Contact Person Concerning Data Submitted on this Form
Delmar J. Clark Jr., Business Analyst
(727) 824-6616

5. Signature of Official Submitting Report


Delmar J. Clark Jr., Lead Business Financial Analyst

6. Date Completed: May 15, 2003

Line No.	Month Reported	Form Plant Name	Intended Generating Plant	Supplier	Original Line Number	Old Volume (tons)	Form No.	Column Title	Old Value	New Value	New F.O.B. Plant Price	Reason for Revision
(a)	(b)	(c)	(d)	(e)	(f)	(g)	(h)	(i)	(j)	(k)	(l)	(m)
1	01/03	Transfer Facility-IMT	Kanawha River Terminal	Kanawha River Terminal	8	7,890	2A	(k) Quality Adjustments	\$ -	\$ 0.66	\$57.77 ✓	Quality Adjustment
2	01/03	Transfer Facility-IMT	Kanawha River Terminal	Kanawha River Terminal	9	13,931	2A	(k) Quality Adjustments	\$ -	\$ 1.59	\$60.70 ✓	Quality Adjustment
3	02/03	Transfer Facility-IMT	Emerald International Corp.	Emerald International Corp.	1	7,756	2A	(k) Quality Adjustments	\$ -	\$ (0.55)	\$38.55 ✓	Quality Adjustment
4	02/03	Transfer Facility-IMT	Kanawha River Terminal	Kanawha River Terminal	4	16,123	2A	(k) Quality Adjustments	\$ -	\$ 0.40	\$51.01 ✓	Quality Adjustment
5	02/03	Transfer Facility-IMT	Kanawha River Terminal	Kanawha River Terminal	5	1,648	2A	(k) Quality Adjustments	\$ -	\$ 0.13	\$50.74 ✓	Quality Adjustment

MONTHLY REPORT OF COST AND QUALITY OF COAL FOR ELECTRIC PLANTS
 REPORT OF ADJUSTMENTS TO PREVIOUS COAL DELIVERIES

- 1. Report for: Mo. March 2003
- 2. Reporting Company: Florida Power Corporation
- 3. Plant Name: Crystal River 1 & 2

**SPECIFIED
 CONFIDENTIAL**

4. Name, Title and Telephone Number of Contact
 Person Concerning Data Submitted on this Form
 Delmar J. Clark Jr., Business Analyst
 (727) 824-6616

5. Signature of Official Submitting Report


 Delmar J. Clark Jr., Lead Business Financial Analyst

6. Date Completed: May 15, 2003

Line No.	Month Reported	Form Plant Name	Intended Generating Plant	Supplier	Original Line Number	Old Volume (tons)	Form No.	Column Title	Old Value	New Value	New F.O.B. Plant Price	Reason for Revision
(a)	(b)	(c)	(d)	(e)	(f)	(g)	(h)	(i)	(j)	(k)	(l)	(m)
1	02/03	CR1&2	CR1&2	Consolidated Coal Sales	1	57,854	2	(f) Tons	57,854	57,854	\$56.82	✓ Tonnage Adjustment
2	02/03	CR1&2	CR1&2	Consolidated Coal Sales	1	57,851	2A	(k) Quality Adjustments (see line above)	\$ -	\$ 0.15	\$56.97	✓ Quality Adjustment
3	12/02	CR1&2	CR1&2	Consolidated Coal Sales	1	121,165	2	(f) Tons	121,165	121,164	\$54.29	✓ Tonnage Adjustment

MONTHLY REPORT OF COST AND QUALITY OF COAL FOR ELECTRIC PLANTS
 REPORT OF ADJUSTMENTS TO PREVIOUS COAL DELIVERIES

1. Report for: Mo. March 2003
2. Reporting Company: Florida Power Corporation
3. Plant Name: Crystal River 4 & 5

SPECIFIED
 CONFIDENTIAL

4. Name, Title and Telephone Number of Contact
 Person Concerning Data Submitted on this Form
 Delmar J. Clark Jr., Business Analyst
 (727) 824-6616

5. Signature of Official Submitting Report


 Delmar J. Clark Jr., Lead Business Financial Analyst

6. Date Completed: May 15, 2003

Line No.	Month Reported	Form Plant Name	Intended Generating Plant	Supplier	Original Line Number	Old Volume (tons)	Form No.	Column Title	Old Value	New Value	New F.O.B. Plant Price	Reason for Revision
(a)	(b)	(c)	(d)	(e)	(f)	(g)	(h)	(i)	(j)	(k)	(l)	(m)
1	11/02	CR4&5	CR4&5	Alliance Coal Sales Corp.	2	22,096	2	(f) Tons	22,096	22,109	\$53.94	✓ Tonnage Adjustment
2	11/02	CR4&5	CR4&5	Alliance Coal Sales Corp.	2	22,109	2A	(k) Quality Adjustments <i>(see line above)</i>	\$ -	\$ 0.80	\$54.74	✓ Quality Adjustment
3	02/03	CR4&5	CR4&5	Quaker Coal Company, Inc.	1	20,389	2A	(k) Quality Adjustments	\$ -	\$ 1.37	\$54.84	✓ Quality Adjustment
4	02/03	CR4&5	CR4&5	Quaker Coal Company, Inc.	2	29,556	2A	(k) Quality Adjustments	\$ -	\$ 0.39	\$54.96	✓ Quality Adjustment
5	02/03	CR4&5	CR4&5	Quaker Coal Company, Inc.	3	10,585	2A	(k) Quality Adjustments	\$ -	\$ (0.06)	\$49.51	✓ Quality Adjustment
6	02/03	CR4&5	CR4&5	Alliance Coal Sales Corp.	4	9,637	2A	(k) Quality Adjustments	\$ -	\$ 0.77	\$49.59	✓ Quality Adjustment
7	02/03	CR4&5	CR4&5	Amvest Coal Sales, Inc.	6	18,374	2A	(k) Quality Adjustments	\$ -	\$ 0.06	\$60.04	✓ Quality Adjustment