

CONFIDENTIAL

050001-EI

FPSC FORM 423-1

MONTHLY REPORT OF COST AND QUALITY OF FUEL FOR ELECTRIC PLANTS  
ORIGIN, VOLUME, DELIVERED PRICE AND AS RECEIVED QUALITY

1. REPORTING MONTH: 04/2003  
2. REPORTING COMPANY: FLORIDA POWER CORPORATION

3. NAME, TITLE TELEPHONE NUMBER OF CONTACT PERSON CONCERNING DATA

SUBMITTED ON THIS FORM: JIMMY L. WILSON, PROJECT ANALYST (919) 746-2132

4. SIGNATURE OF OFFICIAL SUBMITTED REPORT:

*Pam Murphy*  
PAM MURPHY - DIRECTOR GAS & OIL TRADING

5. DATE COMPLETED: 06/10/2003

LINE NO.	PLANT NAME	SUPPLIER NAME	SHIPPING POINT	PURCHASE TYPE	DELIVERY LOCATION	DELIVERY DATE	DELIVERY TYPE	SULFUR CONTENT (%)	BTU CONTENT (Btu/gal)	VOLUME (Bbls)	DELIVERED PRICE (\$/Bbl)
(a)	(b)	(c)	(d)	(e)	(f)	(g)	(h)	(i)	(j)	(k)	(l)
1	Anclote	BP Amoco Oil	F- BP Tampa, FL	MTC	FOB PLANT	4/2003	FO2	0.46	135,053	1,243	\$34.2800
<del>2</del>	<del>Avon Park Peakers</del>	<del>NO DELIVERIES</del>									
<del>3</del>	<del>Bartow Peakers</del>	<del>NO DELIVERIES</del>									
4	Bartow Steam Plant	RIO Energy International, Inc	F- Rio Houston, TX	MTC	FOB TERMINAL	4/2003	FO6	2.24	154,239	312,576	\$23.3100
5	Bartow Steam Plant	RIO Energy International, Inc	F- Rio Houston, TX	MTC	FOB TERMINAL	4/2003	FO6	1.40	156,983	349,415	\$25.4800
<del>6</del>	<del>Bayboro Peakers</del>	<del>NO DELIVERIES</del>									
7	Crystal River	BP Amoco Oil	F- BP Tampa, FL	MTC	FOB PLANT	4/2003	FO2	0.46	135,053	5,103	\$35.3900
8	Crystal River	BP Amoco Oil	F- BP Tampa, FL	MTC	FOB PLANT	4/2003	FO2	0.46	135,053	5,575	\$35.3900
9	Crystal River	BP Amoco Oil	F- BP Tampa, FL	MTC	FOB PLANT	4/2003	FO2	0.46	135,053	178	\$60.0100
10	Debary Peakers	BP Amoco Oil	F- BP Taft, FL	MTC	FOB PLANT	4/2003	FO2	0.25	135,771	10,629	\$34.8800
<del>11</del>	<del>Higgins Peakers</del>	<del>NO DELIVERIES</del>									
<del>12</del>	<del>Hines Energy Complex</del>	<del>NO DELIVERIES</del>									
13	Intercession City Peakers	BP Amoco Oil	F- BP Tampa, FL	MTC	FOB PLANT	4/2003	FO2	0.04	138,874	8,809	\$32.2400
14	Intercession City Peakers	BP Amoco Oil	F- BP Tampa, FL	MTC	FOB PLANT	4/2003	FO2	0.04	138,874	6,107	\$32.2300
<del>15</del>	<del>Rio Pinar Peakers</del>	<del>NO DELIVERIES</del>									
16	Suwannee Peakers	BP Amoco Oil	F- BP Bainbridge, GA	MTC	FOB PLANT	4/2003	FO2	0.46	135,053	533	\$33.0100
17	Suwannee Steam Plant	Colonial Oil Industries, Inc.	F- Colonial Tampa, FL	MTC	FOB PLANT	4/2003	FO6	0.95	151,128	6,726	\$38.3400
18	Suwannee Steam Plant	Colonial Oil Industries, Inc.	F- Colonial Tampa, FL	MTC	FOB PLANT	4/2003	FO6	0.95	151,128	14,546	\$38.3400
<del>19</del>	<del>Turner Peakers</del>	<del>NO DELIVERIES</del>									

*7-1-05 (entire DN)*  
**DECLASSIFIED**  
**CONFIDENTIAL**

DOCUMENT NUMBER-DATE

05387 JUN 18 88

FPSC-COMMISSION CLERK







MONTHLY REPORT OF COST AND QUALITY OF COAL FOR ELECTRIC PLANTS  
ORIGIN, TONNAGE, DELIVERED PRICE AND AS RECEIVED QUALITY

- 1. Report for: Mo. April 2003
- 2. Reporting Company: Florida Power Corporation
- 3. Plant Name: Transfer Facility - IMT

**SPECIFIED  
CONFIDENTIAL**

- 4. Name, Title and Telephone Number of Contact Person Concerning Data Submitted on this Form  
Delmar J. Clark Jr., Business Analyst  
(727) 824-6616

- 5. Signature of Official Submitting Report

Delmar J. Clark Jr., Lead Business Financial Analyst

- 6. Date Completed: June 16, 2003

Line No.	Supplier Name	Mine Location	Purchase Type	Transportation Mode	Tons	Effective Purchase Price (\$/Ton)	Total Transportation Cost (\$/Ton)	F.O.B. Plant Price (\$/Ton)	As Received Coal Quality			
									Percent Sulfur (%)	Btu Content (Btu/lb)	Percent Ash (%)	Percent Moisture (%)
(a)	(b)	(c)	(d)	(e)	(f)	(g)	(h)	(i)	(j)	(k)	(l)	(m)
1	Emerald International Corp.	25 , IM , 999	S	GB	6,414	\$34.05	\$5.05	\$39.10	0.52	12,925	6.22	7.94
2	Massey Coal Sales Co., Inc.	08 , WV , 5	MTC	B	53,511	\$39.50	\$19.61	\$59.11	0.74	12,372	10.98	6.10
3	Kanawha River Terminal	08 , WV , 39	S	B	1,931	\$31.00	\$19.61	\$50.61	0.60	12,571	12.01	4.90
4	Kanawha River Terminal	08 , WV , 39	S	B	11,243	\$31.00	\$19.61	\$50.61	0.67	12,510	9.30	8.13
5	Kanawha River Terminal	08 , WV , 39	S	B	3,478	\$31.00	\$19.61	\$50.61	0.63	12,491	11.30	6.95
6	Marmet Synfuel, LLC	08 , WV , 39	STC	B	8 9,725	\$41.25	\$19.61	\$60.86	0.65	13,129	6.98	7.36
7	Marmet Synfuel, LLC	08 , WV , 39	STC	B	8 23,196	\$41.25	\$19.61	\$60.86	0.65	12,989	7.24	8.02
8	Riverside Synfuel, LLC	08 , WV , 39	S	B	10,205	\$37.50	\$19.61	\$57.11	0.69	12,389	9.86	8.00



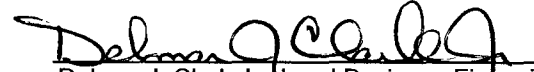
**MONTHLY REPORT OF COST AND QUALITY OF COAL FOR ELECTRIC PLANTS  
ORIGIN, TONNAGE, DELIVERED PRICE AND AS RECEIVED QUALITY**

- 1. Report for: Mo. April 2003
- 2. Reporting Company: Florida Power Corporation
- 3. Plant Name: Crystal River 4 & 5

**SPECIFIED  
CONFIDENTIAL**

- 4. Name, Title and Telephone Number of Contact Person Concerning Data Submitted on this Form  
Delmar J. Clark Jr., Business Analyst  
(727) 824-6616

- 5. Signature of Official Submitting Report

  
Delmar J. Clark Jr., Lead Business Financial Analyst

- 6. Date Completed: June 16, 2003

Line No.	Supplier Name	Mine Location	Purchase Type	Transportation Mode	Tons	Effective Purchase Price (\$/Ton)	Total Transportation Cost (\$/Ton)	F.O.B. Plant Price (\$/Ton)	As Received Coal Quality			
									Percent Sulfur (%)	Btu Content (Btu/lb)	Percent Ash (%)	Percent Moisture (%)
(a)	(b)	(c)	(d)	(e)	(f)	(g)	(h)	(i)	(j)	(k)	(l)	(m)
1	AEP Coal Company, Inc.	08 , Ky , 195	LTC	UR	38,374	\$36.00	\$18.60	\$54.60	0.69	12,535	9.90	7.25
2	AEP Coal Company, Inc.	08 , Ky , 195	LTC	UR	8,064	\$31.00	\$18.60	\$49.60	0.67	12,893	8.47	5.98
3	Alliance Coal Sales Corp.	08 , Ky , 195	MTC	UR	30,216	\$36.50	\$18.60	\$55.10	0.49	12,808	8.46	6.15
4	Alliance Coal Sales Corp.	08 , Ky , 195	MTC	UR	9,296	\$31.02	\$18.60	\$49.62	0.49	12,819	8.72	5.70
5	Amvest Coal Sales, Inc.	08 , WV , 67	MTC	UR	19,128	\$40.00	\$20.02	\$60.02	0.72	12,730	10.72	4.65
6	Massey Coal Sales Co., Inc.	08 , WV , 45	LTC	UR	48,171	\$38.50	\$20.02	\$58.52	0.71	12,400	11.14	6.60
7	Marshall Resources, Inc.	08 , Ky , 195	S	UR	9,647	\$31.00	\$18.72	\$49.72	0.77	13,416	6.83	5.43
8	Transfer Facility	N/A	N/A	OB	165,611	\$56.87	\$9.39	\$66.26	0.66	12,392	9.57	8.23

MONTHLY REPORT OF COST AND QUALITY OF COAL FOR ELECTRIC PLANTS  
ORIGIN, TONNAGE, DELIVERED PRICE AND AS RECEIVED QUALITY

- 1. Report for: Mo. April 2003
- 2. Reporting Company: Florida Power Corporation
- 3. Plant Name: Transfer Facility - IMT

**SPECIFIED  
CONFIDENTIAL**

4. Name, Title and Telephone Number of Contact Person Concerning Data Submitted on this Form  
Delmar J. Clark Jr., Business Analyst  
(727) 824-6616

5. Signature of Official Submitting Report

Delmar J. Clark Jr., Lead Business Financial Analyst

6. Date Completed: June 16, 2003

Line No.	Supplier Name	Mine Location	Purchase Type	Tons	F.O.B. Mine Price (\$/Ton)	Short Haul & Loading Charges (\$/Ton)	Original Invoice Price (\$/Ton)	Retro-active Price Inc(Dec) (\$/Ton)	Base Price (\$/Ton)	Quality Adjustments (\$/Ton)	Effective Purchase Price (\$/Ton)
(a)	(b)	(c)	(d)	(e)	(f)	(g)	(h)	(i)	(j)	(k)	(l)
1	Emerald International Corp.	25 , IM , 999	S	6,414	\$34.05	\$0.00	\$34.05	\$0.00	\$34.05	\$0.00	\$34.05
2	Massey Coal Sales Co., Inc.	08 , WV , 5	MTC	53,511	\$39.50	\$0.00	\$39.50	\$0.00	\$39.50	\$0.00	\$39.50
3	Kanawha River Terminal	08 , WV , 39	S	1,931	\$31.00	\$0.00	\$31.00	\$0.00	\$31.00	\$0.00	\$31.00
4	Kanawha River Terminal	08 , WV , 39	S	11,243	\$31.00	\$0.00	\$31.00	\$0.00	\$31.00	\$0.00	\$31.00
5	Kanawha River Terminal	08 , WV , 39	S	3,478	\$31.00	\$0.00	\$31.00	\$0.00	\$31.00	\$0.00	\$31.00
6	Marmet Synfuel, LLC	08 , WV , 39	STC	9,725	\$41.25	\$0.00	\$41.25	\$0.00	\$41.25	\$0.00	\$41.25
7	Marmet Synfuel, LLC	08 , WV , 39	STC	23,196	\$41.25	\$0.00	\$41.25	\$0.00	\$41.25	\$0.00	\$41.25
8	Riverside Synfuel, LLC	08 , WV , 39	S	10,205	\$37.50	\$0.00	\$37.50	\$0.00	\$37.50	\$0.00	\$37.50




**MONTHLY REPORT OF COST AND QUALITY OF COAL FOR ELECTRIC PLANTS  
ORIGIN, TONNAGE, DELIVERED PRICE AND AS RECEIVED QUALITY**

- 1. Report for: Mo. April 2003
- 2. Reporting Company: Florida Power Corporation
- 3. Plant Name: Crystal River 1 & 2

**SPECIFIED  
CONFIDENTIAL**

4. Name, Title and Telephone Number of Contact Person Concerning Data Submitted on this Form  
Delmar J. Clark Jr., Business Analyst  
(727) 824-6616

5. Signature of Official Submitting Report

  
Delmar J. Clark Jr., Lead Business Financial Analyst

6. Date Completed: June 16, 2003

Line No.	Supplier Name	Mine Location	Purchase Type	Tons	F.O.B. Mine Price (\$/Ton)	Short Haul & Loading Charges (\$/Ton)	Original Invoice Price (\$/Ton)	Retro-active Price Inc(Dec) (\$/Ton)	Base Price (\$/Ton)	Quality Adjustments (\$/Ton)	Effective Purchase Price (\$/Ton)
(a)	(b)	(c)	(d)	(e)	(f)	(g)	(h)	(i)	(j)	(k)	(l)
1	AEP Coal Company, Inc.	08 , Ky , 195	MTC	19,430	\$34.90	\$0.00	\$34.90	\$0.00	\$34.90	\$0.00	\$34.90
2	Consolidated Coal Sales	08 , Ky , 133	MTC	58,124	\$38.25	\$0.00	\$38.25	\$0.00	\$38.25	\$0.00	\$38.25
3	Massey Coal Sales Company, Inc.	08 , Ky , 195	MTC	64,946	\$38.25	\$0.00	\$38.25	\$0.00	\$38.25	\$0.00	\$38.25
4	Transfer Facility	N/A	N/A	OB	N/A	N/A	\$0.00	N/A	\$0.00	N/A	N/A

MONTHLY REPORT OF COST AND QUALITY OF COAL FOR ELECTRIC PLANTS  
ORIGIN, TONNAGE, DELIVERED PRICE AND AS RECEIVED QUALITY

- 1. Report for: Mo. April 2003
- 2. Reporting Company: Florida Power Corporation
- 3. Plant Name: Crystal River 4 & 5

**SPECIFIED  
CONFIDENTIAL**

4. Name, Title and Telephone Number of Contact  
Person Concerning Data Submitted on this Form  
Delmar J. Clark Jr., Business Analyst  
(727) 824-6616

5. Signature of Official Submitting Report

Delmar J. Clark Jr., Lead Business Financial Analyst

6. Date Completed: June 16, 2003

Line No.	Supplier Name	Mine Location	Purchase Type	Tons	F.O.B. Mine Price (\$/Ton)	Short Haul & Loading Charges (\$/Ton)	Original Invoice Price (\$/Ton)	Retro-active Price Inc(Dec) (\$/Ton)	Base Price (\$/Ton)	Quality Adjustments (\$/Ton)	Effective Purchase Price (\$/Ton)
(a)	(b)	(c)	(d)	(e)	(f)	(g)	(h)	(i)	(j)	(k)	(l)
1	AEP Coal Company, Inc.	08 , Ky , 195	LTC	38,374	\$36.00	\$0.00	\$36.00	\$0.00	\$36.00	\$0.00	\$36.00
2	AEP Coal Company, Inc.	08 , Ky , 195	LTC	8,064	\$31.00	\$0.00	\$31.00	\$0.00	\$31.00	\$0.00	\$31.00
3	Alliance Coal Sales Corp.	08 , Ky , 195	MTC	30,216	\$36.50	\$0.00	\$36.50	\$0.00	\$36.50	\$0.00	\$36.50
4	Alliance Coal Sales Corp.	08 , Ky , 195	MTC	9,296	\$30.25	\$0.00	\$30.25	\$0.00	\$30.25	\$0.77	\$31.02
5	Amvest Coal Sales, Inc.	08 , WV , 67	MTC	19,128	\$40.00	\$0.00	\$40.00	\$0.00	\$40.00	\$0.00	\$40.00
6	Massey Coal Sales Co., Inc.	08 , WV , 45	LTC	48,171	\$38.50	\$0.00	\$38.50	\$0.00	\$38.50	\$0.00	\$38.50
7	Marshall Resources, Inc.	08 , Ky , 195	S	9,647	\$31.00	\$0.00	\$31.00	\$0.00	\$31.00	\$0.00	\$31.00
8	Transfer Facility	N/A	N/A	165,611	\$56.87	\$0.00	\$56.87	N/A	\$56.87	N/A	\$56.87

MONTHLY REPORT OF COST AND QUALITY OF COAL FOR ELECTRIC PLANTS  
ORIGIN, TONNAGE, DELIVERED PRICE AND AS RECEIVED QUALITY

- 1. Report for: Mo. April 2003
- 2. Reporting Company: Florida Power Corporation
- 3. Plant Name: Transfer Facility - IMT

**SPECIFIED  
CONFIDENTIAL**

- 4. Name, Title and Telephone Number of Contact Person Concerning Data Submitted on this Form  
Delmar J. Clark Jr., Business Analyst  
(727) 824-6616

- 5. Signature of Official Submitting Report

Delmar J. Clark Jr., Lead Business Financial Analyst

- 6. Date Completed: June 16, 2003

Line No.	Supplier Name	Mine Location	Shipping Point	Transportation Mode	Tons	Effective Purchase Price (\$/Ton)	Additional Shorthaul & Loading Charges (\$/Ton)	Rail Rate (\$/Ton)	Other Rail Charges (\$/Ton)	River Barge Rate (\$/Ton)	Trans-loading Rate (\$/Ton)	Ocean Barge Rate (\$/Ton)	Other Water Charges (\$/Ton)	Other Related Charges (\$/Ton)	Transportation Charges (\$/Ton)	F.O.B. Plant Price (\$/Ton)
1	Emerald International Corp.	25 , IM , 999	Weglokoks, Pol	GB	6,414	\$34.05	N/A	N/A	N/A	N/A	N/A	N/A	N/A	N/A	\$5.05	\$39.10
2	Massey Coal Sales Co., Inc.	08 , WV , 5	Boone,Wv	B	53,511	\$39.50	N/A	N/A	N/A	N/A	N/A	N/A	N/A	N/A	\$19.61	\$59.11
3	Kanawha River Terminal	08 , WV , 39	Kanawha,Wv	B	1,931	\$31.00	N/A	N/A	N/A	N/A	N/A	N/A	N/A	N/A	\$19.61	\$50.61
4	Kanawha River Terminal	08 , WV , 39	Kanawha,Wv	B	11,243	\$31.00	N/A	N/A	N/A	N/A	N/A	N/A	N/A	N/A	\$19.61	\$50.61
5	Kanawha River Terminal	08 , WV , 39	Kanawha,Wv	B	3,478	\$31.00	N/A	N/A	N/A	N/A	N/A	N/A	N/A	N/A	\$19.61	\$50.61
6	Marmet Synfuel, LLC	08 , WV , 39	Kanawha,Wv	B	9,725	\$41.25	N/A	N/A	N/A	N/A	N/A	N/A	N/A	N/A	\$19.61	\$60.86
7	Marmet Synfuel, LLC	08 , WV , 39	Kanawha,Wv	B	23,196	\$41.25	N/A	N/A	N/A	N/A	N/A	N/A	N/A	N/A	\$19.61	\$60.86
8	Riverside Synfuel, LLC	08 , WV , 39	Kanawha,Wv	B	10,205	\$37.50	N/A	N/A	N/A	N/A	N/A	N/A	N/A	N/A	\$19.61	\$57.11

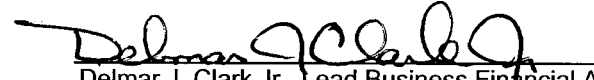
MONTHLY REPORT OF COST AND QUALITY OF COAL FOR ELECTRIC PLANTS  
ORIGIN, TONNAGE, DELIVERED PRICE AND AS RECEIVED QUALITY

- 1. Report for: Mo. April 2003
- 2. Reporting Company: Florida Power Corporation
- 3. Plant Name: Crystal River 1 & 2

**SPECIFIED  
CONFIDENTIAL**

4. Name, Title and Telephone Number of Contact  
Person Concerning Data Submitted on this Form  
Delmar J. Clark Jr., Business Analyst  
(727) 824-6616

5. Signature of Official Submitting Report

  
Delmar J. Clark Jr., Lead Business Financial Analyst

6. Date Completed: June 16, 2003

Line No.	Supplier Name	Mine Location	Shipping Point	Transportation Mode	Tons	Effective Purchase Price (\$/Ton)	Additional Shorthaul & Loading Charges (\$/Ton)	Rail Rate (\$/Ton)	Other Rail Charges (\$/Ton)	River Barge Rate (\$/Ton)	Trans-loading Rate (\$/Ton)	Ocean Barge Rate (\$/Ton)	Other Water Charges (\$/Ton)	Other Related Charges (\$/Ton)	Transportation Charges (\$/Ton)	F.O.B. Plant Price (\$/Ton)
(a)	(b)	(c)	(d)	(e)	(f)	(g)	(h)	(i)	(j)	(k)	(l)	(m)	(n)	(o)	(p)	(q)
1	AEP Coal Company, Inc.	08 , Ky , 195	Pike, Ky	UR	19,430	\$34.90	N/A	\$17.02	\$1.58	N/A	N/A	N/A	\$0.00	\$0.00	\$18.60	\$53.50
2	Consolidated Coal Sales	08 , Ky , 133	Letcher, Ky	UR	58,124	\$38.25	N/A	\$17.02	\$1.58	N/A	N/A	N/A	\$0.00	\$0.00	\$18.60	\$56.85
3	Massey Coal Sales Company, Inc.	08 , Ky , 195	Pike, Ky	UR	64,946	\$38.25	N/A	\$17.02	\$1.58	N/A	N/A	N/A	\$0.00	\$0.00	\$18.60	\$56.85
4	Transfer Facility	N/A	Plaquemines Parrish, La	OB	N/A	N/A	N/A	N/A	N/A	N/A	N/A	N/A	\$0.00	\$0.00	N/A	N/A


MONTHLY REPORT OF COST AND QUALITY OF COAL FOR ELECTRIC PLANTS  
ORIGIN, TONNAGE, DELIVERED PRICE AND AS RECEIVED QUALITY

- 1. Report for: Mo. April 2003
- 2. Reporting Company: Florida Power Corporation
- 3. Plant Name: Crystal River 4 & 5

**SPECIFIED  
CONFIDENTIAL**

4. Name, Title and Telephone Number of Contact  
Person Concerning Data Submitted on this Form  
Delmar J. Clark Jr., Business Analyst  
(727) 824-6616

5. Signature of Official Submitting Report

  
Delmar J. Clark Jr., Lead Business Financial Analyst

6. Date Completed: June 16, 2003

Line No.	Supplier Name	Mine Location	Shipping Point	Transportation Mode	Tons	Effective Purchase Price (\$/Ton)	Additional Shorthaul & Loading Charges (\$/Ton)	Rail Rate (\$/Ton)	Other Rail Charges (\$/Ton)	River Barge Rate (\$/Ton)	Trans-loading Rate (\$/Ton)	Ocean Barge Rate (\$/Ton)	Other Water Charges (\$/Ton)	Other Related Charges (\$/Ton)	Transportation Charges (\$/Ton)	F.O.B. Plant Price (\$/Ton)
1	AEP Coal Company, Inc.	08 , Ky , 195	Pike, Ky	UR	38,374	\$36.00	N/A	\$17.02	\$1.58	N/A	N/A	N/A	\$0.00	\$0.00	\$18.60	\$54.60
2	AEP Coal Company, Inc.	08 , Ky , 195	Pike, Ky	UR	8,064	\$31.00	N/A	\$17.02	\$1.58	N/A	N/A	N/A	\$0.00	\$0.00	\$18.60	\$49.60
3	Alliance Coal Sales Corp.	08 , Ky , 195	Pike, Ky	UR	30,216	\$36.50	N/A	\$17.02	\$1.58	N/A	N/A	N/A	\$0.00	\$0.00	\$18.60	\$55.10
4	Alliance Coal Sales Corp.	08 , Ky , 195	Pike, Ky	UR	9,296	\$31.02	N/A	\$17.02	\$1.58	N/A	N/A	N/A	\$0.00	\$0.00	\$18.60	\$49.62
5	Amvest Coal Sales, Inc.	08 , WV , 67	Nicholas, Wv	UR	19,128	\$40.00	N/A	\$18.44	\$1.58	N/A	N/A	N/A	\$0.00	\$0.00	\$20.02	\$60.02
6	Massey Coal Sales Co., Inc.	08 , WV , 45	Logan, Wv	UR	48,171	\$38.50	N/A	\$18.44	\$1.58	N/A	N/A	N/A	\$0.00	\$0.00	\$20.02	\$58.52
7	Marshall Resources, Inc.	08 , Ky , 195	Pike, Ky	UR	9,647	\$31.00	N/A	\$17.14	\$1.58	N/A	N/A	N/A	\$0.00	\$0.00	\$18.72	\$49.72
8	Transfer Facility	N/A	Plaquemines Parrish, La	OB	165,611	\$56.87	N/A	N/A	N/A	N/A	N/A	N/A	\$0.00	\$0.00	\$9.39	\$66.26

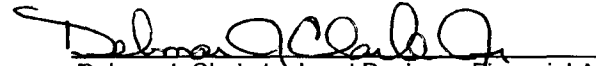
MONTHLY REPORT OF COST AND QUALITY OF COAL FOR ELECTRIC PLANTS  
 REPORT OF ADJUSTMENTS TO PREVIOUS COAL DELIVERIES

**SPECIFIED  
 CONFIDENTIAL**

- 1. Report for: Mo. April 2003
- 2. Reporting Company: Florida Power Corporation
- 3. Plant Name: Transfer Facility - IMT

4. Name, Title and Telephone Number of Contact Person Concerning Data Submitted on this Form  
 Delmar J. Clark Jr., Business Analyst  
 (727) 824-6616

5. Signature of Official Submitting Report

  
 Delmar J. Clark Jr., Lead Business Financial Analyst

6. Date Completed: June 16, 2003

Line No.	Month Reported	Form Plant Name	Intended Generating Plant	Supplier	Original Line Number	Old Volume (tons)	Form No.	Column Title	Old Value	New Value	New F.O.B. Plant Price	Reason for Revision
(a)	(b)	(c)	(d)	(e)	(f)	(g)	(h)	(i)	(j)	(k)	(l)	(m)
1	02/03	Transfer Facility-IMT		Marmet Synfuel, LLC	7	46,540	2A	(k) Quality Adjustments	\$ -	\$ (0.07)	\$ 60.79	✓ Quality Adjustment
2	03/03	Transfer Facility-IMT		Emerald International Corp.	1	1,489	2A	(k) Quality Adjustments	\$ -	\$ (0.39)	\$ 30.16	✓ Quality Adjustment
3	03/03	Transfer Facility-IMT		Kanawha River Terminal	5	29,760	2A	(k) Quality Adjustments	\$ -	\$ 0.20	\$ 50.81	✓ Quality Adjustment
4	03/03	Transfer Facility-IMT		Kanawha River Terminal	6	52,681	2A	(k) Quality Adjustments	\$ -	\$ 0.20	\$ 50.81	✓ Quality Adjustment
5	03/03	Transfer Facility-IMT		Marmet Synfuel, LLC	7	3,373	2A	(k) Quality Adjustments	\$ -	\$ 0.03	\$ 60.89	✓ Quality Adjustment
6	03/03	Transfer Facility-IMT		Riverside Synfuel, LLC	9	10,018	2A	(k) Quality Adjustments	\$ -	\$ (0.18)	\$ 56.93	✓ Quality Adjustment

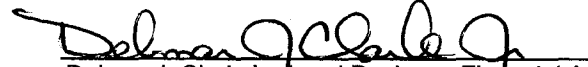
**MONTHLY REPORT OF COST AND QUALITY OF COAL FOR ELECTRIC PLANTS  
REPORT OF ADJUSTMENTS TO PREVIOUS COAL DELIVERIES**

- 1. Report for: Mo. April 2003
- 2. Reporting Company: Florida Power Corporation
- 3. Plant Name: Crystal River 1 & 2

**SPECIFIED  
CONFIDENTIAL**

4. Name, Title and Telephone Number of Contact Person Concerning Data Submitted on this Form  
Delmar J. Clark Jr., Business Analyst  
(727) 824-6616

5. Signature of Official Submitting Report

  
Delmar J. Clark Jr., Lead Business Financial Analyst

6. Date Completed: June 16, 2003

Line No.	Month Reported	Form Plant Name	Intended Generating Plant	Supplier	Original Line Number	Old Volume (tons)	Form No.	Column Title	Old Value	New Value	New F.O.B. Plant Price	Reason for Revision
(a)	(b)	(c)	(d)	(e)	(f)	(g)	(h)	(i)	(j)	(k)	(l)	(m)
1	03/03	CR1&2	CR1&2	AEP Coal Company, Inc.	1	29,625	2A	(k) Quality Adjustments	\$ -	\$ 0.42	\$ 53.94	✓ Quality Adjustment
2	03/03	CR1&2	CR1&2	Consolidated Coal Sales	2	76,915	2A	(k) Quality Adjustments	\$ -	\$ 0.31	\$ 57.18	✓ Quality Adjustment


MONTHLY REPORT OF COST AND QUALITY OF COAL FOR ELECTRIC PLANTS  
 REPORT OF ADJUSTMENTS TO PREVIOUS COAL DELIVERIES

**SPECIFIED  
 CONFIDENTIAL**

- 1. Report for: Mo. April 2003
- 2. Reporting Company: Florida Power Corporation
- 3. Plant Name: Crystal River 4 & 5

4. Name, Title and Telephone Number of Contact Person Concerning Data Submitted on this Form  
 Delmar J. Clark Jr., Business Analyst  
 (727) 824-6616

5. Signature of Official Submitting Report

  
 Delmar J. Clark Jr., Lead Business Financial Analyst

6. Date Completed: June 16, 2003

Line No.	Month Reported	Form Plant Name	Intended Generating Plant	Supplier	Original Line Number	Old Volume (tons)	Form No.	Column Title	Old Value	New Value	New F.O.B. Plant Price	Reason for Revision
(a)	(b)	(c)	(d)	(e)	(f)	(g)	(h)	(i)	(j)	(k)	(l)	(m)
1	02/03	CR4&5	CR4&5	Alliance Coal Sales Corp.	5	29,972	2A	(k) Quality Adjustments	\$ -	\$ 0.83	\$ 55.90	✓ Quality Adjustment
2	03/03	CR4&5	CR4&5	AEP Coal Company, Inc.	1	40,171	2A	(k) Quality Adjustments	\$ -	\$ 0.07	\$ 54.68	✓ Quality Adjustment
3	03/03	CR4&5	CR4&5	AEP Coal Company, Inc.	2	9,930	2A	(k) Quality Adjustments	\$ -	\$ 0.15	\$ 49.76	✓ Quality Adjustment
4	03/03	CR4&5	CR4&5	Alliance Coal Sales Corp.	3	9,182	2A	(k) Quality Adjustments	\$ -	\$ 0.62	\$ 49.48	✓ Quality Adjustment
5	03/03	CR4&5	CR4&5	Alliance Coal Sales Corp.	4	10,085	2A	(k) Quality Adjustments	\$ -	\$ 0.58	\$ 55.69	✓ Quality Adjustment
6	03/03	CR4&5	CR4&5	Amvest Coal Sales, Inc.	5	16,991	2A	(k) Quality Adjustments	\$ -	\$ 0.83	\$ 60.85	✓ Quality Adjustment