

JOHNSON, POPE, BOKOR, RUPPEL & BURNS, P.A.
ATTORNEYS AND COUNSELLORS AT LAW

E. D. ARMSTRONG III
BRUCE H. BOKOR
JOHN R. BONNER, SR.*
GUY M. BURNS
JONATHAN S. COLEMAN
MICHAEL T. CRONIN
ELIZABETH J. DANIELS
BECKY FERRELL-ANTON
COLLEEN M. FLYNN

MARION HALE
SCOTT C. ILGENFRITZ
FRANK R. JAKES
TIMOTHY A. JOHNSON, JR.
SHARON E. KRICK
ROGER A. LARSON
JOHN R. LAWSON, JR.*
LEANNE LETIZE
MICHAEL G. LITTLE

MICHAEL C. MARKHAM
STEPHANIE T. MARQUARDT
ZACHARY D. MESSA
A.R. "CHARLIE" NEAL
TROY J. PERDUE
F. WALLACE POPE, JR.
ROBERT V. POTTER, JR.
AUDREY B. RAUCHWAY
DARRYL R. RICHARDS

PETER A. RIVELLINI
DENNIS G. RUPPEL*
CHARLES A. SAMARKOS
PHILIP M. SHASTEEN
JOAN M. VECCHIOLI
STEVEN H. WEINBERGER
JOSEPH J. WEISSMAN
*OF COUNSEL

PLEASE REPLY TO CLEARWATER

FILE NO. 95525

June 26, 2003

Via Federal Express

Bianco S. Bayo, Director
Division of the Commission Clerk
and Administrative Services
Florida Public Service Commission
2540 Shumard Oak Boulevard
Tallahassee, FL 32399-0850

Re: Mad Hatter Utility, Inc.: Docket No. 021215-WS
Application for Amendment of Water and Wastewater Certificates

Dear Ms. Bayo:

Pursuant to the Order Establishing Procedure issued on February 7, 2003 and the Second Order Establishing Procedure issued on February 19, 2003, enclosed for filing please find the originals and 15 copies each of Pasco County's Pre-Filed Testimony and Exhibits of the following witnesses, and copies have been delivered to the parties in this action:

- AUS _____
- CAF _____
- CMP _____
- COM _____
- CIR _____
- ECR _____
- GCL _____
- OPC _____
- MMS _____
- SEC _____
- OTH _____

37 Original

Bruce Kennedy	05728-03
Jeffery W. DeBosier	05730-03
Frank Marinelli	05731-03
R. Mark Willett	05732-03
Francis Liner	05733-03

Should you have any questions, please give our office a call. Thank you for your assistance.

Sincerely,



Marion Hale

MH:sw
Enclosures
296153

DISTRIBUTION CENTER
03 JUN 27 AM 11:07

1 BEFORE THE FLORIDA PUBLIC SERVICE COMMISSION
2 DOCKET NO. 021215-WS
3 MAD HATTER UTILITY, INC.
4 APPLICATION FOR AMENDMENT OF
5 WATER AND WASTEWATER CERTIFICATE
6 NOS. 340-W AND 297-S TO ADD TERRITORY IN PASCO COUNTY,
7 FLORIDA, BY MAD HATTER UTILITY, INC.

8 **PRE-FILED DIRECT TESTIMONY OF BRUCE KENNEDY**

9 Q. Please state your name and address.

10 A. My name is Bruce Kennedy. My address is 7530
11 Little Road, New Port Richey, Florida 34654.

12 Q. By whom are you employed?


13 A. Pasco County.

14 Q. What is your position with Pasco County?

15 A. I am the Utilities Director and I am in charge
16 of water, wastewater and reclaimed water for the County.
17 A copy of my curriculum vitae is attached as Exhibit BK
18 1.

19 Q. Are you familiar with the area which Mad Hatter
20 seeks to add to its Public Service Commission
21 certificates?

22 A. Yes. Mad Hatter seeks to add the remainder of
23 Section 33 which includes two parcels adjacent to the Oak
24 Grove subdivision along the south side of State Road 54
25 east and west of Oak Grove Boulevard.



1 Q. Is there a current need for service in the
2 proposed territory?

3 A. The developers of a portion of the parcel east
4 of Oak Grove Boulevard have submitted applications to
5 develop that land.

6 Q. When will the service be needed for that
7 parcel?

8 A. There is an immediate need for service there.

9 Q. Does the Oak Grove PUD include these parcels?

10 A. No.

11 Q. Do you know why?

12 A. The applicant for the PUD chose not to include
13 the commercial area along State Road 54.

14 Q. Does the injunction issued by the federal court
15 prohibit the County from providing service?

16 A. No. The injunction only prohibits the County
17 from providing service in the Oak Grove PUD. A copy of
18 the injunction is attached as Exhibit BK 2.

19 Q. Did Mad Hatter ever ask the federal court
20 during the trial or later to include this area in the
21 injunction?

22 A. No. This issue was never raised during the
23 trial. Mad Hatter has not asked the federal court to
24 modify the permanent injunction to include this area.

25 Q. Does Mad Hatter have sufficient water and

1 wastewater treatment capacity, to serve the requested
2 territory?

3 A. No. Mad Hatter has no wastewater treatment
4 plant which can provide service. Pasco County does not
5 provide water service to Mad Hatter Utilities. However,
6 I understand that Mad Hatter has applied to increase its
7 water use permit from the Southwest Florida Water
8 Management District and the staff there has recommended
9 against approving the increase.

10 Q. How does Mad Hatter provide wastewater
11 treatment service to its customers?

12 A. Mad Hatter sends the wastewater it collects
13 from customers to the County for treatment pursuant to a
14 1992 agreement between the parties.

15 Q. Are you familiar with the County's 1992
16 agreement with Mad Hatter Utility, Inc.?

17 A. Yes. A copy of the Agreement is attached as
18 Exhibit BK 3.

19 Q. Does the 1992 agreement have any limit on the
20 amount of wastewater which the County is obligated to
21 treat?

22 A. Yes. The 1992 agreement provides that the
23 County is not obligated to treat wastewater in excess of
24 350,000 gallons per day (GPD) in committed capacity
25 unless the County, in its discretion, has additional

1 capacity to do so.

2 Q. Does the 1992 agreement put any geographical
3 restrictions on the sewage which the County will treat?

4 A. Yes. The agreement provides that the County
5 need not treat any sewage from Mad Hatter from areas
6 outside of its certificated areas or its service areas
7 unless the County issues written notification to Mad
8 Hatter that it does not object to such additional
9 services.

10 Q. Does the agreement define the area from which
11 Mad Hatter may send sewage to the County for treatment?

12 A. Yes. Mad Hatter's service area is identified
13 on Exhibit 3 to the contract.

14 Q. Have you examined the area which Mad Hatter is
15 currently asking the Public Service Commission to extend
16 its PSC certificated territory to include?

17 A. Yes.

18 Q. Is that area within the service area as defined
19 by Exhibit 3 to the parties' 1992 agreement?

20 A. No, it is not.

21 Q. Who color coded the map attached as an exhibit
22 to the contract?

23 A. Larry DeLucenay, president of Mad Hatter.

24 Q. How much wastewater is Mad Hatter sending to

1 the County for treatment?

2 A. Mad Hatter is currently sending approximately
3 475,680 GPD to the County for treatment.

4 Q. Has the County agreed to provide service for
5 any additional wastewater from Mad Hatter?

6 A. Yes. The County has committed to treat 494,000
7 GPD of wastewater to be delivered by Mad Hatter when the
8 customers to whom Mad Hatter has agreed to provide
9 service are connected.

10 Q. Does that mean that Mad Hatter's committed
11 capacity with Pasco County is currently exceeding the
12 350,000 GPD limit in the 1992 agreement?

13 A. Yes. Mad Hatter has exceeded its capacity
14 pursuant to the 1992 agreement with the County. In
15 addition, the agreement does not require the County to
16 take any sewage from Mad Hatter from outside the
17 geographical areas on Exhibit 3 to the agreement.

18 Q. Have you calculated the capacity Mad Hatter
19 will need for the extended territory?

20 A. I have determined that conservatively Mad
21 Hatter will need capacity to treat 10,000 gallons of
22 sewage per day.

23 Q. Has Mad Hatter ever requested Pasco County to
24 increase the 350,000 GPD cap in the 1992 agreement?

25 A. No. Although we have litigated these issues

1 for several years in federal court, Mad Hatter has not
2 made such a request.

3 Q. Will Mad Hatter's request to expand its
4 territory duplicate or compete with the service provided
5 by the County?

6 A. Yes. The County has existing service in the
7 area. The County has a force main along the south side
8 of State Road 54 and water service also available at that
9 location.

10 Q. Is the County's system inadequate to meet the
11 reasonable needs of the public?

12 A. No. The County has more than enough capacity to
13 provide service to the area.

14 Q. Is the County unwilling, unable or neglecting
15 to provide service?

16 A. No. The County has the capacity to provide
17 service. The Land O' Lakes subregional wastewater
18 treatment plant has a permit to treat 3.5 million gallons
19 a day (MGPD). A copy of that permit is attached as
20 Exhibit BK 4. The current actual flow at the plant is
21 1.5 million GPD and the committed capacity is 2.4 million
22 GPD.

23 Q. Did the developers of the parcel east of Oak
24 Grove Boulevard request the County provide service?

25 A. Yes. They originally submitted plans to the

1 Pasco County Development Review Division (DRD) which
2 showed they would be connecting to Mad Hatter. However,
3 the parcel is not within Mad Hatter's Public Service
4 Commission certificated territory and not within the Oak
5 Grove PUD and thus Mad Hatter cannot serve the territory.
6 The developers then re-submitted the plans with
7 connections to Pasco County Utilities. Those plans have
8 been approved by the DRC and the permits have been
9 issued.

10 Q. Is it less expensive for the developers to
11 connect to Pasco County Utilities?

12 A. Yes. Construction is underway. Mad Hatter does
13 not have water lines adjacent to the site and the
14 developers would have to pay Mad Hatter to jack and bore
15 beneath Oak Grove Boulevard to the site. The developers
16 would be forced to pay for that work. As for wastewater,
17 it is less expensive for the developers to continue
18 connecting to Pasco County's wastewater collection system
19 as they would merely need to complete construction of the
20 pump station and then pump the wastewater to the County's
21 nearby force main along State Road 54.

22 Q. Does the County have the financial ability to
23 serve the requested territory?

24 A. Yes. The County has significant financial
25 ability. Copies of the County's 2003 utility budget, the

1 2002 utilities balance sheet and 2002 utilities income
2 statement are attached as Exhibits BK 5, BK 6 and BK 7.

3 Q. Does the County have the technical ability to
4 serve the requested territory?

5 A. Yes. All of the operators at the Land O' Lakes
6 subregional wastewater treatment plant are licensed.
7 Copies of those licenses are attached as Composite
8 Exhibit BK 8. Copies of the monthly operating reports for
9 the past 12 months for the Land O' Lakes plant are
10 attached as Composite Exhibit BK 9. The County meets the
11 fireflow requirement. A copy of the ordinance is
12 attached as Exhibit BK 10. The County complies with all
13 state and local requirements.

14 Q. Is the County's proposal to serve the area
15 consistent with the local comprehensive plan?

16 A. Yes.

17 Q. Is it in the public interest to have Pasco
18 County provide service in this area?

19 A. Yes. First, the rates charged by Pasco County
20 are less than the rates charged by Mad Hatter. The
21 County's rates will increase in October and a comparison
22 of those proposed rates with rates charged by Mad Hatter
23 is attached as Exhibit BK 11. Furthermore, it is less
24 expensive for the developers to connect to the County's

1 system as the County's force main and water lines are
2 located directly adjacent to the site.

3 Q. In Mr. DeLucenay's pre-filed testimony, he
4 contends that it will be less expensive for the
5 developers to connect to Mad Hatter's wastewater system
6 as there are stubbed out gravity lines that only need to
7 be extended to the commercial parcels. Is that accurate?

8 A. No. He is incorrect. There appears to be
9 insufficient site elevation under present conditions
10 particularly on the parcel east of Oak Grove Boulevard to
11 permit disposal of the wastewater via a gravity line.
12 The developers will have to install a pump station and it
13 will be far less expensive for them to pump the
14 wastewater north a short distance to the County's force
15 main along State Road 54 than south into Mad Hatter's
16 system only to be pumped back north into the County's
17 system as Mad Hatter has no wastewater disposal
18 facilities. The parcels will require expensive fill dirt
19 to be placed on the property. It will be less expensive
20 for the developers to build the pump station. In fact,
21 the original plan prepared by Mad Hatter's engineer,
22 Towson Rogers Engineering, Inc., provided for a pump
23 station to serve the eastern parcels.

24 Q. Mad Hatter contends the County's proposal is
25 more expensive as it requires the developers install

1 master pump stations. Is that accurate?

2 A. No. I have reviewed Mr. Rogers' pre-filed
3 testimony and disagree that master pump stations are
4 needed. A small private pump station which will cost
5 approximately \$20,000 will be sufficient and it is
6 exactly what Mr. Rogers' firm designed for the eastern
7 parcels. A copy of Mr. Rogers' plan is attached as
8 Exhibit BK 12.

CERTIFICATE OF SERVICE

I HEREBY CERTIFY that the original and 15 copies were delivered by federal express to Bianco S. Bayo, Director, Division of the Commission Clerk and Administrative Services, Florida Public Service Commission, 2540 Shumard Oak Boulevard, Tallahassee, FL 32399 and true copies were delivered by federal express to Jennifer Rodan, Esq., Florida Public Service Commission, 2540 Shumard Oak Boulevard, Tallahassee, FL 32399, and F. Marshall Deterding, Rose Sundstrum & Bentley, 2548 Blairstone Pines Drive, Tallahassee, Florida 32301, this 26th day of June, 2003.

JOHNSON, POPE, BOKOR,
RUPPEL & BURNS, P.A.

By: 

MARION HALE
Post Office Box 1368
Clearwater, FL 33756
(727) 461-1818
Attorneys for Pasco
County

BRUCE E. KENNEDY, P.E.

7530 Little Road
New Port Richey, FL 34654
727/847-8040

EDUCATION:

Bachelor of Science in Engineering
University of South Florida 1972

Master of Science in Engineering – Course Work
University of South Florida

REGISTRATION:

Registered Professional Engineer
Florida, 1977

PROFESSIONAL HISTORY:

Over thirty (30) years of increasingly responsible experience in public water and wastewater utility system management, planning, expansion and operations. Experienced civil and environmental engineer with emphasis in water supply, wastewater treatment, re-use, drainage/stormwater management, water resources and highway design. Significant engineering management responsibilities have included staffing and development of a major regional consulting engineering office operation; directing the management, expansion and operation of major public water and wastewater utilities; and general management and operational responsibility for Florida's largest Regional Water Supply Authority.

EXPERIENCE

1996 to Present
Utilities Director
Pasco County Utilities

Responsible for the management and operation of the Pasco County public utilities system, which provides water, wastewater and reclaimed water services to a rapidly growing customer base of over 65,000 accounts. Directs a staff of over 350 personnel actively involved in administration services, planning, engineering, construction, permitting, operation and maintenance of the public utility system. Responsible for major facility expansion, budget, implementation of Board Policy, and interaction/liason with public/regulatory agencies regarding all aspects of utility system management and operation.

BRUCE E. KENNEDY, P.E.
(continued)

1992 to 1996

Director of Resource Management/Interim General Manager (4/94-4/95)
West Coast Regional Water Supply Authority

Served as the Authority's General Manager on an interim basis, pending recruitment of new General Manager. The General Manager is appointed by the Board as the Chief Executive Officer for the Authority and is directly responsible for achieving the Authority's water supply mission. General Manager provides leadership to develop and direct the organization in areas of administration, planning, permitting, engineering, development and facility operations. Responsible for budget, implementation of Board policy, and extensive communication and interaction with Board of Directors, public agencies and member governments regarding Authority's activities, programs and water supply issues.

In position of Director of Resource Management, responsible for managing and directing the operations and maintenance activities for all facilities and equipment utilized at the Authority. Duties include water supply, treatment and delivery systems management. Annual operating budget responsibilities are in excess of \$8 million. Perform liaison and water delivery coordination with member utility system managers. Perform special project advisory functions and regulatory liaison. Serve as the coordinator and liaison for the Authority pipeline litigation activities. Oversee and manage Authority fleet management and risk management programs.

1985 to 1992

Vice President/Regional Manager
Dyer, Riddle, Mills & Precourt, Inc.

Manager of the Tampa Regional office of Dyer, Riddle, Mills & Precourt, Inc., (DRMP). Responsibilities included business development and marketing, supervising production of all work executed by the regional office and profitability of the operation. Duties included staffing, office administration and contracting. Directly responsible for environmental, transportation, civil and utilities management related project activities executed through the regional office.

1983 to 1985

Director of the Department of Water & Wastewater Utilities
Hillsborough County

Responsible for the management and operation of the Hillsborough County Public Utilities system. Directed a staff of approximately 300 personnel with functional responsibilities in the areas of customer service, administration and fiscal services; engineering services including planning, design and construction management; facilities operation and maintenance.

BRUCE E. KENNEDY, P.E.

(continued)

Responsible for private utility system franchise administration. Served as a liaison with all local, state and federal agencies directly involved in water and wastewater matters. Actively involved in establishing and implementing a major program of expansion and improvement of the County's water and wastewater system including securing necessary financing for the expansion with utility revenue bonds, user fees, connection fees and federal grant assistance.

1977 to 1983

**Deputy Director & Chief Engineer
City of Tampa Water Department**

In position of Deputy Director, served as principal assistant to the Director in all aspects of management, personnel, regulatory permitting, engineering, budget and financial matters of the Water Department. As Chief Engineer, directed all engineering programs which include modernizing, upgrading and expansion of water system facilities. Project responsibilities included regulatory and environmental permitting and all phases of planning, design and

construction of treatment plant renovations and expansion, pumping station renovations and water transmission and distribution pipeline/storage improvements for the City's water system.

1975 to 1977

**Water Resources Engineer – Planning and Programming Division
Southwest Florida Water Management District**

Responsible for all water resources data acquisition programs throughout the water management district, and served as the program director for the United States Geological Survey (USGS) cooperative program. Water Resources Engineering duties included directing flood forecasting, watershed modeling, regulatory data collection, and reporting.

1973 to 1975

**Project Engineer
Charter Engineering – Tampa, Florida**

Responsible for execution of major civil engineering projects with emphasis on computer modeling. Projects involve: environmental impact studies for highways; development of regional impact studies for major land development projects; highway design; traffic studies, bridge hydraulics studies; drainage studies; noise and air pollution assessments, and land development engineering.

BRUCE E. KENNEDY, P.E.
(continued)

1970 to 1973

**Professional Engineer Trainee/Co-op Student
Florida Department of Transportation**

Performed training and work assignments in the areas of transportation planning, route surveys, design, right-of-way, construction maintenance, and program management. Performed assignments at the resident construction office, district office and central office levels of the Department.

PROFESSIONAL AFFILIATIONS:

American Society of Civil Engineers
American Water Works Association
Water Environment Federation
American Water Resources Association
National Society of Professional Engineers
Florida Engineering Society

Revised 6/24/03

93201
250
TAS

UNITED STATES DISTRICT COURT
MIDDLE DISTRICT OF FLORIDA
TAMPA DIVISION

MAD HATTER UTILITY, INC.,
a Florida corporation,

Plaintiff.

v.

Case No. 94-1473-CIV-T-25(E)

PASCO COUNTY, FLORIDA, a
political subdivision of the State of
Florida, and DOUGLAS S. BRAMLETT,
Assistant Pasco County Administrator,

Defendants.

FINAL JUDGMENT AND PERMANENT INJUNCTION

THIS CAUSE came on for a hearing on Defendants' Motion for
Summary Judgment and thereafter, for trial. The issues having been duly presented
and the court and jury having rendered their decisions, it is ORDERED AND
ADJUDGED as follows:

1) that judgment is entered in favor of the plaintiff, Mad Hatter Utility,
Inc. on Counts II, IV, V, and VIII. and it shall recover of the defendant, Pasco
County, Florida,¹ the sum of Six Hundred Eighteen Thousand, Two Hundred and Six
Dollars (\$618,206.00) in damages, together with interest, including prejudgment
interest, if any, and costs and fees of this action; and, as further relief on Count VIII.

¹Defendant, Douglas S. Bramlett, was sued in his official capacity only, and
accordingly, Pasco County, Florida is the only proper party defendant..

2) that the defendant, Pasco County, Florida, its county commission, agents, and servants are enjoined from providing water and wastewater service, except as provided below, at the Oak Groves PUD (Phase 1A) and the Denham Oaks Elementary School as follows:

a) within sixty (60) days of the effective date of this final judgment, Pasco County, Florida, its county commission, agents, and servants, shall provide notice and an opportunity for Mad Hatter Utility, Inc. and all interested persons, to be heard on the matter of the transfer of water and wastewater services at the Oak Groves PUD (Phase 1A) and the Denham Oaks Elementary School to Mad Hatter Utility, Inc.;

b) absent a different agreement and schedule for the transfer of water and wastewater services by Pasco County, Florida to Mad Hatter Utility, Inc., Pasco County, Florida shall cease to provide these services (except as indicated below) at the Oak Groves PUD (Phase 1A) and the Denham Oaks Elementary School and shall transfer same to Mad Hatter Utility, Inc. within one (1) year of the effective date of this final judgment;

c) at the time of the transfer of these services, Pasco County, Florida shall make available to Mad Hatter Utility, Inc., sufficient bulk wastewater treatment capacity as is necessary to serve the Oak Groves PUD (Phase 1A) and the Denham Oaks Elementary School, which

capacity shall be provided in accordance with and subject to the terms of the parties' 1992 permanent bulk wastewater treatment agreement;

d) at the time of the transfer of these water and wastewater services, Pasco County, Florida shall also convey to Mad Hatter Utility, Inc., all its rights, title, and interest to the contributions in aid of construction (CIAC) dedicated to it or received by it in connection with the Oak Groves PUD (Phase IA) and Denham Oaks Elementary School;

e) Pasco County, Florida, its county commission, agents, and servants shall cooperate fully so as not to impede or delay the transfer of water and wastewater services to Mad Hatter Utility, Inc. Each party shall initially bear its own costs in accomplishing the transfer of services; and

f) this court retains and reserves jurisdiction of this cause for the entry of orders necessary to the enforcement and execution of this injunction, including any claim for costs associated with the necessary interconnects.

3) Judgment is entered in favor of the defendant, Pasco County, Florida on Counts I, III, VI, IX, XI, XIII, and XIV; and

4) the court retains and reserves jurisdiction of this cause to determine the matter of interest, costs, and fees upon subsequent pleadings of the parties.

Done and Ordered in Tampa, Florida this 11th day of March, 1998.



THOMAS B. McCOUN III
UNITED STATES MAGISTRATE JUDGE

Copies furnished to:

Counsel of Record

UNITED STATES DISTRICT COURT
MIDDLE DISTRICT OF FLORIDA
TAMPA DIVISION

MAD HATTER UTILITY, INC.
a Florida corporation,

Plaintiff,

CASE NO. 94-1473-Civ-T-25E

vs.

PASCO COUNTY, FLORIDA, a
political subdivision of the State
of Florida, DOUGLAS S. BRAMLETT,
Assistant Pasco County Administrator,

Defendants.

STIPULATION

WHEREAS Plaintiff, MAD HATTER UTILITY, INC., Defendants, PASCO COUNTY and DOUGLAS S. BRAMLETT, as Assistant Administrator of Pasco County, and Intervenor, SUNFIELD HOMES, INC., desire to clarify the issues in the present complex litigation before the Court, and to make an attempt to minimize further expense and delay and,

WHEREAS the above parties are in substantial agreement as to the factual and legal status of this case, the parties do stipulate and agree as follows

1. As to the Amended and Supplemental Complaint with regard to Count I, "Substantive Due Process," Summary Judgment has been granted in favor of the Defendants, Pasco County and David S. Bramlett. Plaintiff intends to appeal the ruling.
2. With regard to Count II, "Procedural Due Process - Interconnect," a jury verdict has been entered in the amount of \$32,094.00. Defendants will appeal this verdict.
3. With regard to Count III, "Procedural Due Process - Disconnect," Summary Judgment has been granted in favor of Defendants. Plaintiff intends to appeal said ruling.
4. With regard to Count IV, "Breach of 1991 Contract," a jury verdict of

\$932,220.00 was rendered. The Court subsequently reduced that verdict to \$584,112.00. Plaintiff will appeal the Court's ruling reducing the verdict. Defendants will appeal the Jury's verdict. Plaintiff may appeal the amount of the verdict.

5. With regard to Count V, "Inverse Condemnation," the Court, on August 25, 1997, entered its Amended Order of Partial Taking to which both Plaintiff and Defendants object and which both will appeal. The Court in its Amended Order of Partial Taking has directed that a jury trial on damages be set. Plaintiff herein stipulates that, while maintaining its objections to said Order, the legal effect of the Court ruling, assuming without admitting its validity, will result in nominal damages in a maximum amount of \$1,000.00. Both parties concur that, therefore, in view of Plaintiff's conditional waiver herein of any damages for Count I beyond \$1,000.00, a trial on damages would be unnecessary.

6. With regard to Count VI, "Federal Takings Claim Under 42 USC § 1983," a Summary Judgment has been granted in favor of Defendants, Pasco County and Douglas S. Bramlett. Plaintiff will appeal the ruling.

7. With regard to Count VII, "Injunction - PSC Territory," the Court has granted Defendants' Motion for Summary Judgment. Plaintiff will appeal the ruling.

8. With regard to Count VIII, "Procedural Due Process - Certificated Territory," a jury verdict of \$827,385.00 was rendered. The Court has ordered that said damage award be set aside, and has indicated that it is considering equitable relief. The Court has further indicated that a new trial would be held on any applicable damages not wholly redressed by the equitable relief granted. Plaintiff, while maintaining its objections to that ruling, stipulates that the maximum amount of damages due, after entry of an order granting equitable relief on Count VIII, would be \$1,000.00 and

therefore waives any further damages, exclusive of any necessary connection costs related to the transfer of water and wastewater services, which issue is reserved for the Court to determine subsequent to the appeal of the order granting equitable relief, and exclusive of attorneys' fees and costs. Plaintiff, Defendants, and Intervenor do not admit the validity of such alternate relief. Defendants Pasco County and Douglas S. Bramlett, object to the jury's finding of liability on Count VIII. Defendants and Intervenor, Sunfield Homes, Inc., object to entry of any order granting equitable relief in favor of Plaintiff. Plaintiff and Defendants decline further argument, and reserve their rights to appeal such order. Intervenor filed a Request for Oral Argument on the issue of equitable relief (Doc. 257) on June 24, 1997.

9. With regard to Count IX, "Substantive Due Process - PSC Territory," Summary Judgment has been granted in favor of Defendants. Plaintiff intends to appeal the ruling.

10. With regard to Count X, "Extended Territory," Summary Judgment has been granted in favor of Defendants. Plaintiff intends to appeal the ruling.

11. With regard to Count XI, "Tortious Interference - PSC Territory," a jury verdict was entered in favor of Defendants, Pasco County and Douglas Bramlett. Plaintiff intends to appeal the ruling.

12. With regard to Count XII, "Tortious Interference - Extended Territory," Plaintiff has voluntarily dismissed this count without prejudice.


13. With regard to Count XIII, "Breach of Contract - Temporary Agreement," Summary Judgment has been entered in favor of Defendants. Plaintiff intends to appeal the ruling.

14. With regard to Count XIV (XII, sic), "Breach of Contract - 1992 Permanent Agreement," the Court has granted Defendants' Motion for Involuntary Dismissal at trial. Plaintiff

intends to appeal the ruling.

15. Plaintiff, Defendants, and Intervenor stipulate that any order and final judgment entered herein shall be stayed, without bond, pending final resolution of all appellate proceedings thereon.

THEREFORE, based upon the above stipulations and agreements Plaintiff, Defendants, and Intervenor respectfully request that this Court enter a Final Judgment herein. Plaintiff and Defendants seek no further argument or hearing. Intervenor requests hearing on the issue of injunctive relief vel non.



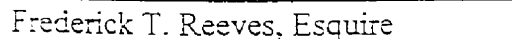
Marion Hale, Esquire
JOHNSON BLAKELY POPE
BOKOR RUPPEL & BURNS, P.A.
Post Office Box 1368
Clearwater, Florida 34617
(813) 461-1818
Florida Bar No.: 441351
Attorneys for Defendants,
Pasco County and Douglas S. Bramlett

Date: 3/5/98




S. W. Moore, Esquire
BRIGHAM MOORE GAYLORD
SCHUSTER MERLIN & TOBIN, LLP
100 Wallace Avenue, Suite 310
Sarasota, Florida 34237
(941) 365-3800
Florida Bar No.: 157268
Attorneys for Plaintiff,
Mad Hatter Utility, Inc. and

Date: 3/11/98



Frederick T. Reeves, Esquire
HOBBY ANDERSON & GREY
5709 Tidalwave Drive
New Port Richey, Florida 34652
(813) 847-5854
Florida Bar No.: 499234
Attorneys for Intervenor,
Sunfield Homes, Inc.

Date: _____



Larry DeLucenay, President
MAD HATTER UTILITY, INC.
1900 Land O'Lakes Boulevard, Suite 113
Lutz, Florida 33549
(813) 949-2167

Date: Mar. 4, 1998

UNITED STATES DISTRICT COURT
MIDDLE DISTRICT OF FLORIDA
TAMPA DIVISION

MAD HATTER UTILITY, INC.,

Plaintiff,

v.

Case No. 8:94-cv-1473-T-TBM

PASCO COUNTY, FLORIDA;
DOUGLAS BRAMLETT,

Defendants.

ORDER

THIS MATTER is before the court on Plaintiff's Motion for Clarification of Final Judgement and Permanent Injunction Pursuant to Rule 60, Fed.R.Civ.P (Doc. 360), memorandum in support (Doc. 361), and supplemental memorandum (Doc. 368). Defendants filed a response (Doc. 364) indicating that they have no position on the motion. Intervenor Sunfield Homes, Inc., filed responses in opposition (Docs. 363, 371). A hearing on the matter was conducted on January 23, 2001. Subsequently, the parties also filed a Joint Motion for Emergency Hearing (Doc. 375).

I

A partial summary of the proceedings in this cause is useful. Mad Hatter Utility (hereinafter "Mad Hatter"), a private water and sewer utility with a franchise to provide services in Pasco County, Florida, sued Pasco County for activities of its water utility

ordered by or agreed to by its Board of County Commissioners. The suit alleged constitutional violations as well as state law violations. Sunfield Homes, Inc. (Sunfield Homes), a developer in Pasco County, was permitted to intervene. After a lengthy course of pretrial litigation, a jury trial in November 1996, and lengthy post-trial proceedings, the court entered a Final Judgment and Permanent Injunction in favor of the Plaintiff on March 11, 1998, on Counts II (procedural due process), IV (breach of contract), V (inverse condemnation), and VIII (procedural due process) and awarded \$618,206.00 in damages with interest, costs, and fees. (Doc. 282 at ¶ 1). In lieu of monetary relief awarded by the jury on Count VIII, the court entered an injunction which provided, *inter alia*,

2) that the defendant, Pasco County, Florida, its county commission, agents, and servants are enjoined from providing water and wastewater service, except as provided below, at the Oak Groves PUD (Phase 1A) and the Denham Oaks Elementary School. . . .

d) at the time of the transfer of these water and wastewater services, Pasco County, Florida[,] shall also convey to Mad Harter Utility, Inc., all its rights, title, and interest to the contributions in aid of construction (CIAC) dedicated to it or received by it in connection with the Oak Groves PUD (Phase 1A) and Denham Oaks Elementary School. . . .

Id. at ¶¶ 2, 2(d). The court entered judgment in favor of the Defendant on all remaining counts. The parties then filed a Stipulated Motion for Entry of an Order Staying Final Judgment and Permanent Injunction (Doc. 283), and the parties and the Intervenor each filed a Notice of Appeal (Docs. 284, 295, 297). The court stayed Final Judgment, including injunction, pending appeal. See (Doc. 296). In a *per curiam* decision entered

July 19, 1999, the Eleventh Circuit affirmed this court's judgment. See (Doc. 344). On October 21, 1999, the Eleventh Circuit denied the petitions for rehearing and the suggestion of rehearing en banc. See (Docs. 335, 336).

II.

By the instant motion for clarification, the Plaintiff seeks modification of the Final Injunction and Permanent Injunction so that all references to "Phase 1A" be removed to extend the permanent injunction to the entire Oak Groves PUD and thereby enjoining Pasco County from providing service.¹ As grounds, Plaintiff contends that the inclusion of "Phase 1A" was a clerical mistake² or that changes in the circumstances, i.e., progressive construction, have frustrated the original purposes of the injunction. Pasco County, whose utility currently services the Oak Groves PUD, filed a response indicating that they have no position on the motion. See (Doc. 364). Sunfield Homes, the owner and developer of this PUD, filed a memorandum in opposition, arguing that multiple references to Phase 1A were clear, unambiguous, and not a clerical mistake, and that the circumstances do not warrant a modification of the injunction, since Plaintiff knew that

¹Additionally, Plaintiff seeks to add the following language to the end of paragraph 2(a): "By December 1, 2000, Pasco County, Florida, its commission, agents, and servants shall provide additional notice and an opportunity to be heard on the matter of transfer of any additional phases completed after Phase 1A but prior to the transfer of water and wastewater service to Mad Harter Utility, Inc."

²This court has indicated that the matter of the wording of the injunction was not a mistake but rather one related to existing circumstances. In its supplemental pleading, Plaintiff concedes that Rule 60(a) of the Federal Rules of Civil Procedure, which affords a means of correcting clerical mistakes, is inapplicable, and what is really sought is a modification of the injunction pursuant to Rule 60(b).

Oak Groves would be developed in phases over time.³ The parties also seek direction from the court regarding the transfer of contributions in aid of construction (hereinafter "CIAC") pursuant to paragraph 2(d) of the Final Judgment and Permanent Injunction.

III.

Rule 60(b) of the Federal Rules of Civil Procedure gives the court discretion to provide relief from final judgment and modify injunctions. Fed. R. Civ. P. 60(b); Epic Metals Corp. v. Squiere, 181 F.3d 1280 (11th Cir. 1999). An injunction may be modified when the original purposes of the injunction are not being fulfilled in any material respect. Epic Metals, 181 F.3d at 1283, 1284 (quoting Exxon Corp. v. Texas Motor Exch. of Houston, Inc., 628 F.2d 500, 503 (5th Cir. 1980), and following United States v. United Shoe Machinery Corp., 391 U.S. 244 (1968)). The court should look to the original purpose of the permanent injunction and modify the injunction if the plaintiff can show that a new circumstance infringed on that purpose. Epic Metals 181 F.3d at 1284; Sizzler Family Steak Houses v. Western Sizzlin Steak House, Inc., 798 F.2d 1529, 1539 (11th Cir. 1986).⁴

³Sunfield Homes urges that the court should apply the standard set forth in United States v. Swift & Co., 286 U.S. 106 (1932), and argue that Plaintiff has failed demonstrate that "new and unforeseen" conditions justify modification. However, the Eleventh Circuit has expressly rejected the use of the Swift test for deciding whether to impose additional restrictions on a defendant in order to achieve the intended result of an injunction. See Sizzler, 798 F.2d at 1539 (quoting Exxon Corp., 628 F.2d at 503, and United Shoe, 391 U.S. at 252).

⁴In its supplemental memorandum, Plaintiff recognizes that the standard set forth in Rufo v. Inmates of Suffolk County Jail, 502 U.S. 367 (1992), which was initially argued by the Plaintiff, is inapplicable here, where the judgment was not entered as a result of a

IV.

A.

As a threshold matter, the court finds that Sunfield Homes, has standing to oppose Plaintiff's motion for clarification. This court previously permitted Sunfield Homes to intervene pursuant to Rule 24(b). See (Doc. 253). As the owner and developer of the Oak Groves PUD, Sunfield Homes would be impacted by any modification of the final judgment, and accordingly, it has standing to oppose Plaintiff's motion.

B.

Throughout this litigation, the court has acknowledged that Plaintiff's Florida Public Service Commission (hereinafter "PSC") certificate of necessity grants Plaintiff an exclusive right to operate in the certified area which includes the Oak Groves PUD. Under Florida law, the franchise granted by such certificate is a protected property interest. See (Doc. 151 at 12, 29; Doc. 209 at 9; Doc. 264 at 3). Although the PSC has no authority over the County's utility, this does not lessen the Plaintiff's franchise, and recognition of the Plaintiff's property right has provided the substantial underpinnings to many of the court's rulings and no doubt to the jury's favorable verdict.³

consent decree. See (Doc. 368 at 4); see also Sizzler, 793 F.2d at 1539 n.10.

³While the County could seek to compete against Mad Hatter, it did so at the risk of violating Mad Hatter's property rights as was determined in this suit. Sunfield Homes, on the other hand, while an interested party, occupied a less commanding position because under Florida law it had (and has) "no [right] to service by a particular utility merely because [it] deems it advantageous to [itself]." Storey v. Mayo, 217 So. 2d 304 (Fla. 1968).

As the court's ruling on post-trial motions reflects, this court set aside a sizable jury award⁴ on Count VIII in favor of an injunction in order to put the parties in the position they would have been in had Defendant not violated the Plaintiff's due process rights and approved the contract with Sunfield Homes to service the Oak Grove PUD. At the time, the court was cognizant that only a portion of the PUD, Phase 1A and a school, had actually been developed. Thus the injunction specifically addressed the circumstances at hand. The record is replete with other instances in which the court expressed its concern with restoring Plaintiff's status prior to the County's improvident contracting with Sunfield Homes. See, e.g. (Doc. 209 at 14, 18; Doc. 308 at 16; Doc. 324 at 18-19). This status, in accordance with the PSC certificate, included the rights to service the Oak Groves PUD regardless of the stage of its build out.

The goal of the court, clearly evidenced from the record, was to divest the County of the contract and other gains it had achieved by reason of its due process violation. This gain was manifested in the contract with Sunfield Homes for the provision of water and sewer utility services throughout the Oak Groves PUD. Since entry of the judgment, the

⁴The damage calculation projected damages over a forty-five-year term on what was at that time speculative assumptions as to future growth. Thus the court reasoned: While the Plaintiff now aggressively defends this verdict, in pre-trial matters, both the court and the Plaintiff discussed the appropriateness of other remedial measures, such as an injunction to remedy this violation. Since no other development had yet occurred in the Oak Grove PUD, equitable relief appeared appropriate. Projected damages based upon some theoretical build out of this PUD over a long course of years appeared to the court to be wholly speculative as damages for a due process violation. (Doc. 237 at 12 n.7).

County utility has reaped an ever-increasing benefit due to the on-going development of this PUD. Conversely, Mad Hatter has suffered an ever-increasing deprivation of its interests in this area of growth. These new circumstances and the passage of time brought on by the course of legal proceedings render the original decree inadequate and ineffectual to achieve its intended purposes. Accordingly, a modification is in order. To this end, the original permanent injunction is modified to delete any references to Phase 1A as a limitation to its scope. The parties are directed to confer and agree upon a schedule for the transfer of water and wastewater services by the County to Mad Hatter so that the transfer shall occur within ninety (90) days from the date of this Order. At the time of the transfer of these services, the County shall convey to Mad Hatter all its rights, title, and interest to the CIAC dedicated to it or received by it in connection with the Oak Groves PUD. Any obligations of the County for notice and public hearing shall be complied with on a schedule compatible with this order. All other aspects of the Final Judgment and Permanent Injunction remain in effect.

Accordingly, it is **ORDERED** that Plaintiff's Motion for Clarification of Final Judgment and Permanent Injunction Pursuant to Rule 60, Fed.R.Civ.P (Doc. 360) is **GRANTED** as set out herein. The parties' Joint Motion for Emergency Hearing (Doc. 375) is **DENIED** as moot.

Done and Ordered in Tampa, Florida, this 6th day of February 2001.


THOMAS B. McCOUN III
UNITED STATES MAGISTRATE JUDGE

93207

BULK WASTEWATER TREATMENT AGREEMENT
BETWEEN MAD HATTER UTILITY, INC.
AND PASCO COUNTY

THIS AGREEMENT, made and entered into this 11th day of February, 1992, by and between Mad Hatter Utility, Inc., a Florida Corporation, organized under the laws of the State of Florida, hereinafter referred to as "Utility", and Pasco County, a political subdivision of the State of Florida, acting by and through its Board of County Commissioners, the governing body thereof, hereinafter referred to as "County".

W I T N E S S E T H:

WHEREAS, the Utility has received a certificate from the Florida Public Service Commission authorizing the provision of public sewer service to an area located in the southeast portion of the County pursuant to Chapter 367.041, Florida Statutes; and,

WHEREAS, the Utility has requested the County to provide such bulk wastewater treatment service for its existing customers and specifically designated new customers of Mad Hatter's system; and,

WHEREAS, subject to the conditions and limitations set forth herein, the County desires to provide bulk wastewater treatment services to Mad Hatter for the purpose of offering centralized wastewater services from the County's Land O'Lakes Subregional Wastewater Treatment Plant which presently possesses sufficient excess capacity to provide such treatment; and,

WHEREAS, in conjunction with the requested service the County desires to provide certain standards for the expansion of the Utility's wastewater treatment system and certain requirements for

the quality of effluent delivered by the Utility to the County for treatment.

NOW, THEREFORE, in consideration of the premises which shall be deemed an integral part of this Agreement and of the mutual covenants and conditions set forth herein, the County and Utility intending to be legally bound thereby, agree as follows:

Section 1. Purpose.

It is the purpose and intent of this Agreement to provide for central public sewer services to existing homes and structures and future homes and structures located in the certificated area of Mad Hatter Utility, Inc. and to provide for additional assurances of timely payment to the County of all costs incurred in the provision of such service by the County, including, but not limited to, cost of operation and maintenance, debt service costs, capital costs, renewal and replacement costs, and expansion costs. All terms and conditions contained herein shall be read and interpreted in a manner consistent with and in furtherance of this purpose and intent.

Section II. Bulk Wastewater Treatment Service.

A. Subject to the conditions and limitations set forth in the Memorandum of Understanding and this Agreement, the County shall provide bulk wastewater treatment services in an amount of 350,000 gallons per day (annual average) to Mad Hatter. Such services shall be provided through the existing connection with Mad Hatter Utility, Inc's system. Mad Hatter agrees to change this connection, at no cost to the County, if determined necessary by the

County to continue service under this Agreement. The location and type of connection shall be approved by the County prior to the time that the work is actually performed. Such work shall be supervised and directed by the County and must meet all applicable State and County standards. It shall be the responsibility of Mad Hatter to furnish proof from its staff, engineer, or other appropriate source to the County's Utility Director and/or other appropriate members of the staff of the comparability and equivalency of all such material and standards of performance as previously mentioned.

1. Mad Hatter shall install, as part of its connection to the County system, an appropriate metering device(s) at all points of connection which is acceptable to the County for the purposes of determining the amount of wastewater treatment services being provided by the County pursuant to this Agreement. It shall be the responsibility of Mad Hatter to pay all costs associated with the purchase and installation of such meter(s). The County shall own and operate the meter(s), and the County shall have the absolute right of access for testing, reading purposes, and for any necessary repairs to maintain the integrity of the County's wastewater collection system. Mad Hatter shall also be provided reasonable access to the meter(s) for testing and reading purposes.

2. Meter Reading and Payments - The County will invoice Mad Hatter on a monthly basis in accordance with meter readings taken. Mad Hatter shall make payment based upon the meter readings within thirty (30) days after receipt of the invoice from the

County. In the event that the payment is not made within thirty (30) days after receipt of the invoice, Mad Hatter agrees to pay interest or penalties as established from time to time in the County's utility system service regulations on the outstanding balance until paid in full. Nothing contained herein, including the charging of interest, shall extend the due date for any payment and any failure to pay on or before the due date shall be considered a default under the terms of this Agreement. Mad Hatter shall be liable for the costs of the purchase and installation of any meters or similar equipment or devices used to measure the amount of wastewater treated. In the event Mad Hatter disputes the accuracy of any meter reading, it must notify the County within ten (10) days of billing and demonstrate through appropriate calibration testing that the meter is either not properly calibrated or is not functioning properly. All meter readings not disputed within fifteen (15) days of reading and publication are final and not subject to dispute.

B. Monthly Service Rate - Mad Hatter agrees to pay the County a service rate of Three and 12/100 Dollars (\$3.12) per thousand gallons of wastewater treated based upon the meter readings; provided, however, this rate, including any or all components thereof, may be adjusted upward or downward by the Board of County Commissioners from time to time in accordance with the County's rate-setting procedures. In addition One and 00/100 Dollar (\$1.00) per thousand gallons, which amount may be adjusted from time to time by the Board of County Commissioners, shall be added as a

capital recovery surcharge for wastewater flow treated from existing development and committed development as described below.

C. Impact Fees - In addition to the monthly service rate, Mad Hatter agrees to pay impact fees to the County as follows:

(a) New Development - Mad Hatter agrees that any new development within its service area will pay to the County, uniform commitment and impact fees in an amount equivalent to fees charged by the County for its retail utility customers as established from time to time by the Board of County Commissioners, which fees will be collected by the County in accordance with its Sewer Use Ordinance. However, in the event the County adopts a bulk wastewater treatment impact fee for new developments subsequent to the execution of this Agreement, said new development shall pay the bulk impact fees established by the Board of County Commissioners from time to time for connections made to Mad Hatter's systems after such adoption. Said fee shall be paid to the County prior to the connection of any new development to Mad Hatter's system and will be collected by the County in the same manner as the County collects impacts fees for its utility system.

(b) Existing Development - Mad Hatter and the County agree that no separate, up-front impact fees will be charged for existing structures or development as of the date of this Agreement which are presently connected to Mad Hatter's system.

(c) Committed Development - Mad Hatter and the County agree that no separate, up-front impact fees will be charged for that development which has paid or partially paid Mad Hatter for service commitments and which is specifically identified on Exhibit "1" attached hereto and incorporated herein by reference; provided, however, any funds owed to Mad Hatter by developers who have partially paid for commitments, as identified on Exhibit "2", shall be paid to the County in a time frame consistent with the existing agreements with Mad Hatter.

D. Excess Capacity - The County agrees to treat wastewater in excess of 350,000 gallons per day pursuant to this Agreement provided sufficient unused and uncommitted capacity is available at the County's wastewater treatment facilities, as determined by the

County, and all appropriate permits have been obtained by Mad Hatter from State regulatory agencies. Mad Hatter agrees to pay the per thousand gallon rate for such services as set forth above.

E. Discharge Regulations - Mad Hatter agrees to abide by the Pasco County Sewer Use Ordinance including the Regulations for Discharge to Pasco County Wastewater System in its entirety and as it may be changed from time to time by requirement of federal or state authorities and/or by the County.

F. Coordination of Flows - Mad Hatter will cooperate in every possible way with the County to coordinate flows into the plant so that they shall not exceed the permitted per-day maximum for the plant.

G. Notwithstanding any other provisions contained herein, the County shall not be liable for any damages as the result of the inability or failure to provide sewage treatment services pursuant to this Agreement either on a temporary, emergency, or permanent basis. The County shall use its best efforts to provide the treatment capacity needed by Mad Hatter to service its customers. Notwithstanding the foregoing, the County reserves the right to proportionately reduce the gallonage made available under this Agreement to comply with reduced treatment capacity as restricted from time to time by governmental regulatory authorities.

H. Public Sewer Collection System - Mad Hatter shall, at its expense:

1. Purchase, install, repair, or maintain its entire wastewater collection system, including all sewer lines, pump

stations, and other facilities and appurtenances that may be necessary in order to tap into or make connections with the County's wastewater system.

2. Cause to be conducted all investigations and testing that may be required in order for Mad Hatter to tap into said system, including all design, construction, repair and maintenance of said connection equipment.

3. Cause all sewer lines, pump stations, and all other facilities required for the connection to the County system to be repaired and maintained in accordance with appropriate standards and specifications.

I. Permits - Mad Hatter shall have the responsibility of securing and maintain all necessary permits from all governmental agencies having regulatory authority of Mad Hatter's public sewer collection system. The County shall have the same responsibility as to its sewer system.

J. Quantity Deficiencies - The County shall not be liable in damages to Mad Hatter in the event that the quantity of sewage to be treated under this Agreement shall be curtailed or diminished at no fault of the County.

Section III. General Provisions.

A. These conditions are binding upon the successors and assignees of the parties hereto. Whenever one (1) party gives notice to the other party concerning any of the provisions of this Agreement, such notice shall be given by certified mail, return receipt required. Said notice shall be deemed given when it is

deposited in the United States mail with sufficient postage prepaid (notwithstanding that the return receipt is not subsequently received). Notices shall be addressed as follows:

Pasco County:	County Administrator Pasco County Government Center 7530 Little Road New Port Richey, Florida 34654
---------------	--

Mad Hatter Utility Inc.:	Larry Delucenay, President Post Office Drawer 1387 Lutz, Florida 33549
--------------------------	--

These addresses may be changed by giving notice as provided for in this paragraph.

B. No waiver of breach of any of the terms of this Agreement shall be construed to be a waiver of any succeeding breach.

Section IV. Default.

If either party materially fails or defaults in keeping, performing, or abiding by the terms and provisions of this Agreement, then the non-defaulting party shall give written notice to the defaulting party specifying the nature of the default. If the defaulting party does not cure the default within thirty (30) days after the date of written notice, then this Agreement, at the option of the non-defaulting party, shall terminate. In the event the County elects to terminate pursuant to this Section such termination shall include the cessation of bulk wastewater services. Neither party shall be relieved of liability to the other for damages sustained by virtue of any party wrongfully exercising this provision. This paragraph is not intended to replace any other legal or equitable remedies available to any non-

defaulting party under Florida law, but it is in addition thereto. Notwithstanding the foregoing, any failure to make timely payments shall be considered a material default under the terms of this Agreement without the necessity for any written notice to Mad Hatter.

Section V. Utility System Charges.

Mad Hatter shall fix, revise, maintain, and collect such fees, rates, rentals, or other charge for the use of the products, services and facilities of its utility system as shall be necessary to fund the timely payment of its respective obligations and liabilities under this Agreement. Mad Hatter shall maintain its utility system operation and maintenance accounts throughout the term of this Agreement for the purpose of paying its obligations and liabilities hereunder.

Section VI. Miscellaneous Provision.

A. In the event the parties' performance of this Agreement, other than the payment of money, is prevented or interrupted by consequent of an act of God, or of the public enemy, or national emergency, allocation, or other governmental restrictions upon the use or availability of labor or materials, rationing, civil insurrection, riot, racial or civil rights disorder or demonstration, strike, embargo, flood, tidal wave, fire, explosion, bomb detonation, nuclear fallout, windstorm, hurricane, sinkholes, earthquake, or other casualty or disaster or catastrophe, unforeseeable failure or breakdown of pumping, transmission, or other facilities, governmental rules or acts or orders or restrictions of

regulations or requirements, acts or actions of any government, except the County, or public or governmental authority, commission, board, agency, official, or officer, or judgment or a restraining order or injunction of any court, the party shall not be liable for such nonperformance, and the time of performance shall be extended for such time period that the party is diligently attempting to perform.

B. The parties hereto agree that from and after the date of execution hereof, each will, upon the request of the other, execute and deliver such other documents and instruments and take other actions as may be reasonably required to carry out the intent of this Agreement.

C. This Agreement shall not be considered an obligation on the part of the County to perform in any way other than as indicated herein. The County shall not be obligated under the terms of this Agreement to treat additional wastewater from Mad Hatter from areas outside of its certificated area or areas which are not presently served by Mad Hatter unless the County issues written notification that it does not object to such additional service. Mad Hatter's service area is more specifically identified on Exhibit "3" attached hereto and incorporated herein by reference.

D. This Agreement shall be binding upon the heirs, representatives, and assigns of the parties hereto and the provision hereof shall constitute covenants running with the land for the benefit of the heirs, representatives, and assigns of the party. However,

this Agreement shall not be assigned by Mad Hatter without the express permission of the County; however, such consent shall not be unreasonably withheld by the County.

E. In the event the County ever elects to exercise its power of eminent domain for the purpose of acquiring all, or any part, of the utility system which may be owned by Mad Hatter, the County will not be required to pay Mad Hatter for any value which might be attributable to the services provided by the county under the terms of this Agreement. In other words, such services provided by the County under this agreement shall have no residual value in the event the County seeks to condemn all, or any part, of Mad Hatter's system. This shall not be construed as a waiver of any defense, including the defense of lack of authority, Mad Hatter may have to such an action by the County or to any claim for compensation as an ongoing business concern.

F. Term - This Agreement shall have a term of twenty-five (25) years commencing on the date of execution of this Agreement.

G. The Utility agrees that immediately upon execution of the Bulk Wastewater Agreement the Utility will file the same with the Florida Public Service Commission and, in the event Commission approval is required, the Utility shall use its best faith efforts to obtain such approval. Notwithstanding any other provision of the Agreement, in the event the Commission approval of this Agreement is required prior to its effectiveness, the same must be approved in its entirety as a condition precedent to the County's obligations hereunder. The Commission must also approve the

establishment of an appropriate escrow account for the purpose of assuring timely payment to the County for wastewater treatment services provided to the Utility.

H. An express condition precedent to this Agreement and the County's obligations hereunder is the payment to the County by or on behalf of the Utility of the amount of \$54,342.54, which is the delinquent amount claimed by the County to be due and owing for past services to the Utility.

I. This Agreement shall replace and supersede all prior agreements and understandings between the County and Utility on the subject matter, including specifically that Temporary Emergency Bulk Wastewater Agreement dated June 11, 1991.

IN WITNESS WHEREOF, the County and the Utility have executed this Bulk Wastewater Treatment Agreement on the date, month and year first above written.

[SEAL]

BOARD OF COUNTY COMMISSIONERS
OF PASCO COUNTY, FLORIDA

ATTEST:

By *Ted Pittman*
Ted Pittman, Clerk

Sp. Rebecca S. Hank

By *Mike Wells*
Mike Wells, Chairman

WITNESSES:

George Doughty
[Signature]

MAD HATTER UTILITY, INC.

By *[Signature]*
President

APPROVED AS TO LEGAL FORM AND CONTENT
Office of the County Attorney


By  _____
Attorney

EXHIBIT 1 & 2
MAD HATTER UTILITY, INC.

FOXWOOD / TURTLE LAKES SYSTEM - RESIDENTIAL ONLY - FEBRUARY 11,, 1992.

Service Area	Phase	Platted Lots	Lots Paid	Lots Unpaid	Amount Due Per Unit

Foxwood System					
Foxwood	1	46	46	0	
	2	53	53	0	
	3	19	19	0	
	4	51	51	0	

Sub-Total		169	169	0	
Cypress Cove					
	1	33	33	0	
	2	87	87	0	
	3	22	2	20	\$1,579.00

Sub-Total		142	122	20	
Carpenter's Run					
	1	162	162	0	
	2	135	135	0	
	3	95	95	0	
	4A	50	50	0	
	4B	94	94	0	

Sub-Total		536	536	0	
Village On The Pond I		54	54	0	
Hidden Pond		64	0	64	\$826.00

Sub-Total / Foxwood		965	881	84	
Turtle Lakes System					
Turtle Lakes	1A	8	8	0	
	1	54	54	0	
	2	54	54	0	
	3	144	144	0	
	4	122	114	8	\$1,579.00
	5	65	65	0	

Sub-Total		447	439	8	
Twin Lakes					
	1	118	118	0	
	2	120	87	33	\$830.00

Sub-Total		238	205	33	
Woodridge					
	1	67	64	3	\$830.00
	2	23	3	20	\$830.00

Sub-Total		90	67	23	

Sub-Total / Turtle Lakes		775	711	64	

EXHIBIT 1 & 2
MAD HATTER UTILITY, INC.
BULK WASTEWATER AGREEMENT

CYPRESS COVE SUBDIVISION PHASE III
UNPAID SEWER

LOT 32 and 34 - Through 51

TWIN LAKES SUBDIVISION PHASE II
UNPAID SEWER

LOTS 88 - 120
Final 33 Lots ✓

WOODRIDGE SUBDIVISION
UNPAID SEWER

LOT 1, 3, 13, 14, 16, 17,
52, 53, 54, 55, 56, 79,
71, 70, 22, 31, 29, 28,
24, 25, 84, 85, and 87

TURTLE LAKES SUBDIVISION
UNPAID SEWER

LOT 100, 86, 82, 81, 55
60, 79

Missing one #

HIDDEN POND MULTI FAMILY

UNITS 64
Unnumbered

28



Department of Environmental Protection

PASCO COUNTY UTILITIES

APR 17 2002

Jeb Bush
Governor

Southwest District
3804 Coconut Palm Drive
Tampa, Florida 33619
April 16, 2002

David B. Struhs
Secretary

Mr. Douglas S. Bramlett
Assistant County Administrator
Pasco County Utilities Department
7530 Little Road, Suite 205
New Port Richey, FL 34654

RE: Land O' Lakes Subregional Reuse Facility
Pasco
DEP File No. FLA012731-003-DW1
Minor Revision


Dear Mr. Bramlett:

The Department has received your request for a minor revision of the conditions in the permit for the above referenced domestic wastewater treatment plant. This revision modifies the treatment facilities and reuse description, updates Section I with monitoring requirements for Part III and Part IV land application systems; updates Section III with new ground water conditions; updates Section IV; updates condition No. 1-3 of Section V; updates Section VI; and modifies Section VII with the addition of conditions for the Industrial Pretreatment Program. *New DMRs are incorporated for Reuse System R001 and R002. Changes have been denoted where appropriate by replacement of the completed section of the permit and side bar when applicable to indicate changes. Since this revision correct several sections of the permit, a complete revised permit is attached for your use. The permit is revised as follows:*


<u>Section</u>	<u>Instructions</u>
Treatment Facilities Description	Remove existing cover letter (page 1 and 2) and replace with the new pages 1 and 2.
Section I, III, IV	Remove existing Sections I, III, IV and replace with the attached updated Sections I, III and IV.
Section V	Remove existing Section V and replace with the revised Section V. This section contains revisions to condition No. 1 and the addition of condition Nos. 2-3.
Section VI	Remove existing Section VI and replace with the revised Section VI.
Section VII	New Industrial Pretreatment Program Requirements.

This permit revision, authorizing the above changes must be attached to your original permit and, together with any other preceding modification(s), becomes a part of that Permit

Sincerely,


Timothy J. Parker, P.E.
Water Facilities Administrator
FDEP Southwest District

cc: Pete Burghardt, Compliance and Enforcement DEP/DW
Christopher F. Kuzler, P.E., [King Engineering Associates, Inc.]



Jeb Bush
Governor

Department of Environmental Protection

Southwest District
3804 Coconut Palm Drive
Tampa, Florida 33619

David B. Struhs
Secretary

STATE OF FLORIDA DOMESTIC WASTEWATER FACILITY PERMIT

PERMITTEE:
Pasco County Utilities Department

Responsible Authority:
Mr. Douglas S. Bramlett
Assistant County Administrator
7530 Little Road, Suite 205
New Port Richey, FL 34654

PERMIT NUMBER: FLA012731
ISSUANCE DATE: November 19, 1999
EXPIRATION DATE: November 18, 2004
COUNTY: Pasco

FACILITY:
Land O'Lakes Subregional Reuse Facility
6003 Parkway Boulevard
Land O'Lakes, FL 34639

Latitude: 28° 14' 20" N Longitude: 82° 26' 22" W

This permit is issued under the provisions of Chapter 403, Florida Statutes, and applicable rules of the Florida Administrative Code, and will supersede the permit for the existing facility when complete. The above named permittee is hereby authorized to operate the new facilities shown on the application and other documents attached hereto or on file with the Department and made a part hereof and specifically described as follows:

TREATMENT FACILITIES:

A constructed 3.5 mgd Annual Average Daily Flow (AADF) Type I Conventional Activated Sludge domestic wastewater treatment plant with anoxic denitrification, consisting of a master pump station; self-cleaning mechanical bar screen with manual backup and grit removal; a 0.020 mgd septage receiving station; a grit receiving pit; one (1) anoxic rapid-mix/flow splitter basin of 113,100 gallons total volume with two (2) horizontal rail-mounted rapid mixers; two (2) anoxic basins each consisting of a 242,350 gallon concrete basin with three (3) horizontal rail-mounted rapid mixers in each basin; two (2) concrete aeration basins each consisting of a 754,000 gallon tank with eight (8) mechanical surface aerators; two (2) secondary clarifiers of 5,026 ft² surface area each and 535,780 gallons volume each, for a total surface area of 10,052 ft² and a total volume of 1.070 MG; three (3) shallow bed traveling bridge filters of 405 ft² surface area each, for a total surface area of 1,215 ft², two (2) chlorine contact chambers of 61,156 gallons volume each for a total volume of 120,312 gallons and two (2) independent sodium hypochlorite generation systems; two (2) sludge holding tanks of 457,776 gallons for a proposed total volume of 0.916 MG. This plant is operated to provide secondary treatment with high-level disinfection and is required to have and maintain Class I Reliability.

REV-001 04/09/02
FLA012731-003-DW1/MR
Sidebar indicates changes

"More Protection, Less Process"

Printed on recycled paper

BK 4
(pg 2 of 43)

PERMITTEE: Pasco County Utilities Department
FACILITY: Land O'Lakes Subregional Reuse Facility

PERMIT NUMBER: FLA012731
COUNTY: Pasco
EXPIRATION DATE: November 18, 2004

REUSE:

Land Application (R001): The Land O'Lakes Subregional Wastewater Treatment Plant will serve as a source plant for up to 3.5 mgd twelve month average daily flow (12MADF) of reclaimed water which is transferred to the Pasco County Master Reuse System from a 1.5 MG ground storage tank. The Pasco County Master Reuse System is a Part III slow rate public access land application system serving Pasco County under Department permit number FLA127272.

Land Application (R002): A proposed twelve month average daily flow (12MADF) on site rapid-rate Part IV land application system (R002) consisting of one (1) unlined reject pond, located at the western side of the wastewater treatment plant, with approximately 182,600 ft² total bottom area and storage volume of 3.5 MG for reclaimed water not meeting Part III, Chapter 62-610 FAC quality. The pond also contains a drain line which allows its contents to be drained back to the plant drain pump station and then pumped to the plant headworks for further treatment. Land application system R002 is located at the plant site at approximately at latitude 28° 14' 40" N, longitude: 82° 25' 21" W

IN ACCORDANCE WITH: The limitations, monitoring requirements and other conditions as set forth in Pages 1 through 25 of this permit and accompanying **Discharge Monitoring Report (DMR)** and **Ground Water Monitoring Report (GWMR)**.

PERMITTEE: Pasco County Utilities Department
 FACILITY: Land O'Lakes Subregional Reuse Facility

PERMIT NUMBER: FLA012731
 COUNTY: Pasco
 EXPIRATION DATE: November 18, 2004

I. RECLAIMED WATER AND EFFLUENT LIMITATIONS AND MONITORING REQUIREMENTS

A. Reuse and Land Application Systems (Part III)

1. During the period beginning on the issuance date and lasting through the expiration date of this permit, the permittee is authorized, as a source plant, to land apply reclaimed water to Reuse System R001 [Pasco County Master Reuse System]. Such reclaimed water shall be limited and monitored by the permittee as specified below:
 [62-600, 12-24-96] [62-601, 12-24-96] [62-610, 08-08-99]

Parameter	Units	Max/Min	Reclaimed Water Limitations				Monitoring Requirements			
			Annual Average	Monthly Average	Weekly Average	Single Sample	Monitoring Frequency	Sample Type	Monitoring Location	Notes
Flow (to R001)	mgd	Maximum	3.5 12MADF ¹	-	-	-	Continuous	Recording flow meters and totalizers	FLW-01	See Cond. I.A.3 & 4
BOD, Carbonaceous 5 day, 20C	mg/L	Maximum	20	30	-	60	Weekly	16-hour flow proportioned composite	EFA-01	
Total Suspended Solids	mg/L	Maximum	-	-	-	5.0	Daily 7 days/week	Grab	EFB-01	See Cond. I.A.6
pH	std units	Range	-	-	-	6.0 to 8.5	Continuous	Grab	EFA-01	See Cond. I.A.5
Fecal Coliform Bacteria	See Permit Condition I.A.6.						Daily 7 days/week	Grab	EFA-01	
Total Residual Chlorine (For Disinfection)	mg/L	Minimum	-	-	-	1.0	Continuous	Meter	EFA-01	See Cond. I.A.7
Nitrate (as N)	mg/L	Maximum	-	-	-	12.0	Weekly	16-hour flow proportioned composite	EFA-01	
Turbidity	NTU	Maximum	See Permit Condition I.A.8.				Continuous	Meter	EFB-01	
Giardia	Cysts/100L	Maximum	-	-	-	Report	Once every Two-years	Filtered	EFA-01	
Cryptosporidium	Oocysts/100L	Maximum	-	-	-	Report	Once every Two-years	Filtered	EFA-01	

¹Rolling Twelve Month Average is the average of the current monthly average and the preceding 11 month's monthly average.

PERMITTEE: Pasco County Utilities Department
FACILITY: Land O'Lakes Subregional Reuse Facility

PERMIT NUMBER: FLA012731
COUNTY: Pasco
EXPIRATION DATE: November 18, 2004

2. Reclaimed water samples shall be taken at the monitoring site locations listed in Permit Condition I. A. 1. and I. A. 2. as described below:

Monitoring Location	Description of Monitoring Location
FLW-01	At the outlet of the chlorine contact chamber using a rectangular weir and a ultrasonic flow meter.
EFA-01	After disinfection, and prior to discharge to the Pasco County Master Reuse System Ground Storage Tank.
EFB-01	After filtration, and prior to disinfection.

3. The twelve-month average daily flow to the reuse system R001 shall not exceed 3.5 mgd calculated as a rolling 12 month average.
4. Recording flow meters with totalizers shall be utilized to measure flow and must be calibrated at least annually. [62-601.200(17) and .500(6), 12-24-96]
5. Hourly measurement of pH during the period requiring operator attendance may be substituted for continuous measurement. [Chapter 62-601, Figure 2, 12-24-96]
6. Over a 30 day period, 75 percent of the fecal coliform values (the 75th percentile value) shall be below the detection limits. Any one sample shall not exceed 25 fecal coliform values per 100 mL of sample. Any one sample shall not exceed 5.0 milligrams per liter of total suspended solids (TSS) at a point before application of the disinfectant. Note: To report the 75th percentile value, list the fecal coliform values obtained during that month in ascending order. Report the value of the sample that corresponds to the 75th percentile (multiply the number of samples by 0.75). For example, for 30 samples, report the corresponding fecal coliform value for the 23rd value of ascending order. [62-600.440(5)(f), 12-24-96]
7. The minimum total chlorine residual shall be limited as described in the operating protocol, such that the permit limitation for fecal coliform bacteria will be achieved. In no case shall the total chlorine residual be less than 1.0 mg/L. [62-600.440(5)(b), 12-24-96; 62-610.460(2), 08-08-99 and 62-610.463(2), 08-08-99]
8. The maximum turbidity shall be limited as described in the operating protocol, such that the permit limitations for total suspended solids and fecal coliforms will be achieved. [62-610.463(2), 08-08-99]
9. Instruments for continuous on-line monitoring shall be equipped with an automated data logging or recording device. [62-610.463(2), 08-08-99]
10. Intervals between sampling for Giardia and Cryptosporidium shall not exceed two years. Sampling results shall be reported on DEP Form 62-610.300(4)(a)4, Pathogen Monitoring which is attached to this permit. The samples shall be obtained at a point immediately following the disinfection process. This form shall be submitted to the Southwest District and to DEP's Reuse Coordinator in Tallahassee. The analytical methods used shall be included when reporting this data. [62-610 463(4), 08-08-99]

PERMITTEE: Pasco County Utilities Department
FACILITY: Land O'Lakes Subregional Reuse Facility

PERMIT NUMBER: FLA012731
COUNTY: Pasco
EXPIRATION DATE: November 18, 2004

11. The permittee shall submit an **Annual Reuse Report** using **DEP Form 62-610.300(4)(a)2** on or before January 1 of each year. The Annual Reuse Report shall be submitted to the following three addresses:

- a. **Florida Department of Environmental Protection**
Reuse Coordinator - MS 3540
2600 Blair Stone Road
Tallahassee, FL 32399-2400
David.York@DEP.STATE.FL.US
- b. **Florida Department of Environmental Protection**
Domestic Wastewater Program
3804 Coconut Palm Drive
Tampa, FL 33619-8318
Ed.Snipes@DEP.STATE.FL.US
- c. **Southwest Florida Water Management District**
Conservation Projects Section
2379 Broad Street
Brooksville, FL 34609
Scott.McGookey@SWFWMD.STATE.FL.US

[62-610.870(3), 08-08-99]

PERMITTEE: Pasco County Utilities Department
 FACILITY: Land O'Lakes Subregional Reuse Facility

PERMIT NUMBER: FLA012731
 COUNTY: Pasco
 EXPIRATION DATE: November 18, 2004

B. Reuse and Land Application Systems (Part IV)

1. During the period beginning on the issuance date and lasting through the expiration date, the permittee is authorized, to direct reclaimed water to Reuse System R002. Such reclaimed water shall be limited and monitored by the permittee as specified below:
 [62-600, 12-24-96] [62-601, 12-24-96] [62-610, 08-08-99]

Parameter	Units	Max/Min	Reclaimed Water Limitations				Monitoring Requirements			
			Annual Average	Monthly Average	Weekly Average	Single Sample	Monitoring Frequency	Sample Type	Monitoring Location	Notes
Flow (To R002)	mgd	Maximum	3.5 12MADF ¹	-	-	-	Continuous	Calculated Rolling 12 Mo. Avg	FLW-01	See Cond. I.B.3 & 4
BOD, Carbonaceous 5 day, 20C	mg/L	Maximum	20	30	-	60	Weekly	16-hour flow proportioned composite	EFA-01	
Total Suspended Solids	mg/L	Maximum	20	30	-	60	Weekly	16-hour flow proportioned composite	EFA-01	
pH	std units	Range	-	-	-	6.0 to 8.5	Continuous	Grab	EFA-01	See Cond.I.A.5
Fecal Coliform Bacteria	See Permit Condition I.A.6.						Daily 7 days/week	Grab	EFA-01	
Total Residual Chlorine (For Disinfection)	mg/L	Minimum	-	-	-	0.5	Continuous	Meter	EFA-01	See Cond.I.A.7
Nitrate (as N)	mg/L	Maximum	-	-	-	12	Weekly	16-hour flow proportioned composite	EFA-01	

¹Rolling Twelve Month Average is the average of the current monthly average and the preceding 11 month's monthly average.

BK 4
 (pg 7 of 43)

PERMITTEE: Pasco County Utilities Department
 FACILITY: Land O'Lakes Subregional Reuse Facility

PERMIT NUMBER: FLA012731
 COUNTY: Pasco
 EXPIRATION DATE: November 18, 2004

2. Reclaimed water samples shall be taken at the monitoring site locations listed in Permit Condition I. B. and as described below:

Monitoring Location	Description of Monitoring Location
FLW-01	At the outlet of the chlorine contact chamber using a rectangular weir and a ultrasonic flow meter.
EFA-01	After disinfection, and prior to discharge to the Pasco County Master Reuse System Ground Storage Tank

3. The twelve-month average daily flow to the reuse system R002 shall not exceed 3.5 mgd calculated as a rolling 12 month average.
4. Recording flow meters with totalizers shall be utilized to measure flow and must be calibrated at least annually. *[62-601.200(17) and .500(6), 12-24-96]*
5. Hourly measurement of pH during the period requiring operator attendance may be substituted for continuous measurement *[Chapter 62-601, Figure 2, 12-24-96]*
6. The arithmetic mean of the monthly fecal coliform values collected during an annual period shall not exceed 200 per 100 mL of reclaimed water sample. The geometric mean of the fecal coliform values for a minimum of 10 samples of reclaimed water, each collected on a separate day during a period of 30 consecutive days (monthly), shall not exceed 200 per 100 mL of sample. No more than 10 percent of the samples collected (the 90th percentile value) during a period of 30 consecutive days shall exceed 400 fecal coliform values per 100 mL of sample. Any one sample shall not exceed 800 fecal coliform values per 100 mL of sample. Note: To report the 90th percentile value, list the fecal coliform values obtained during the month in ascending order. Report the value of the sample that corresponds to the 90th percentile (multiply the number of samples by 0.9). For example, for 30 samples, report the corresponding fecal coliform number for the 27th value of ascending order. *[62-610.510, 8-8-99 and 62-600.440(4)(c), 12-24-96]*
7. A minimum of 0.5 mg/L total residual chlorine must be maintained for a minimum contact time of 15 minutes based on peak hourly flow. *[62-610.510, 8-8-99 and 62-600.440(4)(b), 12-24-96]*

PERMITTEE Pasco County Utilities Department
 FACILITY Land O'Lakes Subregional Reuse Facility

PERMIT NUMBER: FLA012731
 COUNTY: Pasco
 EXPIRATION DATE: November 18, 2004

C. Other Limitations and Monitoring and Reporting Requirements

1. During the period beginning on the issuance date and lasting through the expiration date of this permit, the treatment facility shall be limited and monitored by the permittee as specified below:

Parameter	Units	Max/Min	Limitations				Monitoring Requirements				Notes
			Annual Average	Monthly Average	Weekly Average	Single Sample	Monitoring Frequency	Sample Type	Monitoring Location		
Flow (total plant)	mgd	Maximum	-	3.5 AADF ¹	-	-	Continuous	Recording Flow Meter with Totalizer	FLW-02	See Cond. I C.3 & 4	
Carbonaceous Biochemical Oxygen Demand (5 day)	mg/L	Report	-	-	-	-	Every 2 Weeks	16-hour flow proportioned composite	INF-01	See Cond. I C.5	
Total Suspended Solids	mg/L	Report	-	-	-	-	Every 2 Weeks	16-hour flow proportioned composite	INF-01	See Cond. I C.5	

¹ Annual Average Daily Flow

BK 4
 (pg 9 of 43)

PERMITTEE: Pasco County Utilities Department
FACILITY: Land O'Lakes Subregional Reuse Facility

PERMIT NUMBER: FLA012731
COUNTY: Pasco
EXPIRATION DATE: November 18, 2004

2. Samples shall be taken at the monitoring site locations listed in Permit Condition I. C. 1 and as described below:

Monitoring Location	Description of Monitoring Location
FLW-02	Measured at the headworks using a magnetic meter in the influent force main
INF-01	At headworks, prior to treatment, and ahead of RAS line.

3. The annual average daily flow through the treatment plant shall not exceed 3.5 mgd.
4. A recording flow meter with totalizer shall be utilized to measure flow and calibrated at least annually. [62-601.200(17) and .500(6), 12-24-96]
5. Influent samples shall be collected so that they do not contain digester supernatant or return activated sludge, or any other plant process recycled waters. [62-601.500(4), 12-24-96]
6. Parameters which must be monitored as a result of a surface water discharge shall be analyzed using a sufficiently sensitive method in accordance with 40 CFR Part 136. Parameters which must be monitored as a result of a ground water discharge (i.e., underground injection or land application system) shall be analyzed in accordance with Chapter 62-601, F.A.C. [62-620.610(18), 3/2/00]
7. The permittee shall provide safe access points for obtaining representative influent, reclaimed water, and effluent samples which are required by this permit. [62-601.500(5), 12-24-96]
8. During the period of operation authorized by this permit, the permittee shall complete and submit to the Department on a monthly basis Form 62-620.910(10), **Discharge Monitoring Report(s) (DMR)**, as attached to this permit. The permittee shall make copies of the attached DMR form(s) and shall submit the completed DMR form(s) to the Tallahassee Office at the address specified by this condition by the twenty-eighth (28th) of the month following the month of operation. If the permittee desires to participate in the Department's Electronic Discharge Monitoring Report (EDMR) program, please see web site <https://edmr.dep.state.fl.us/wwf> for enrolling information.

Florida Department of Environmental Protection
Wastewater Facilities Regulation Section, Mail Station 3551
Twin Towers Office Building
2600 Blair Stone Road
Tallahassee, Florida 32399-2400

[62-620.610(18), 12-24-96][62-601.300(1),(2), and (3), 12-24-96]

9. Monitoring requirements under this permit are effective on the first day of the second month following permit issuance. Until such time, the permittee shall continue to monitor and report in accordance with previously effective permit requirements, if any. During the period of operation authorized by this permit, the permittee shall complete and submit to the Department **Discharge Monitoring Reports (DMRs)** in accordance with the frequencies specified by the **REPORT** type (i.e., monthly, toxicity, quarterly, semiannual, annual, etc) indicated on the DMR forms attached to this permit. Monitoring results for each monitoring period shall be submitted in accordance with the associated DMR due dates below.

PERMITTEE: Pasco County Utilities Department
 FACILITY: Land O'Lakes Subregional Reuse Facility

PERMIT NUMBER: FLA012731
 COUNTY: Pasco
 EXPIRATION DATE: November 18, 2004

REPORT Type	Monitoring Period	Due Date
Monthly or Toxicity	first day of month – last day of month	28 th day of following month
Quarterly	January 1 - March 31	April 28
	April 1 – June 30	July 28
	July 1 – September 30	October 28
	October 1 – December 31	January 28
Semi-annual	January 1 – June 30	July 28
	July 1 – December 31	January 28
Annual	January 1 – December 31	January 28

DMRs shall be submitted for each required monitoring period including months of no discharge. The permittee shall make copies of the attached DMR form(s) and shall submit the completed DMR form(s) to the Department at the address specified in Permit Condition I.C.8 by the twenty-eighth (28th) of the month following the month of operation.

[62-620.610(18), 3-2-00][62-601.300(1), (2), and (3), 12-24-96]

10. During the period of operation authorized by this permit, reclaimed water or effluent shall be monitored annually for the primary and secondary drinking water standards contained in Chapter 62-550, F.A.C., (except for turbidity, total coliforms, color, and corrosivity). Twenty-four hour composite samples shall be used to analyze reclaimed water or effluent for the primary and secondary drinking water standards. These monitoring results shall be reported to the Department annually on the **Reclaimed Water or Effluent Analysis Report**, Form 62-620.910(15), or in another format if requested by the permittee and if approved by the Department as being compatible with data entry into the Department's computer system. During years when a permit is not renewed, a certification stating that no new non-domestic wastewater dischargers have been added to the collection system since the last reclaimed water or effluent analysis was conducted may be submitted in lieu of the report. The annual reclaimed water or effluent analysis report or the certification shall be completed and submitted in a timely manner so as to be received by the Department's Southwest District Office by **January 1** of each year. *[62-601.300(4), 12-24-96][62-601.500(3), 12-24-96]*

11. Unless specified otherwise in this permit, all reports and notifications required by this permit, including 24-hour notifications, shall be submitted to or reported to, as appropriate, the Department's Southwest District Office at the address specified below:

Florida Department of Environmental Protection
 Southwest District Office
 3804 Coconut Palm Drive
 Tampa, Florida 33619-8318

Phone Number - (813) 744-6100
 FAX Number - (813) 744-8198 All FAX copies shall be followed by original copies.
 Email - first.name.lastname@dep.state.fl.us

12. The permittee shall an Annual Reuse Report using DEP Form 62-610.300(4)(a)2 on or before January 1 of each year. *[62-610 870(3), 8-8-99]*

PERMITTEE: Pasco County Utilities Department
 FACILITY: Land O'Lakes Subregional Reuse Facility

PERMIT NUMBER: FLA012731
 COUNTY: Pasco
 EXPIRATION DATE: November 18, 2004

II. RESIDUALS MANAGEMENT REQUIREMENTS

Basic Management Requirements

1. The method of residuals use or disposal by this Facility is transport to the Pasco County Shady Hills Residuals Management Facility (Permit No. FLA012726) for further treatment and ultimate distribution and marketing.
2. The permittee shall be responsible for proper treatment, management, use, and land application or disposal of its residuals. [62-640.300(5), 3-30-98]
3. The permittee shall not be held responsible for treatment, management, use, or land application violations that occur after its residuals have been accepted by a permitted residuals management facility with which the source facility has an agreement in accordance with Rule 62-640.880(1)(c), F.A.C., for further treatment, management, use or land application. [62-640.300(5), 3-30-98]
4. If the permittee intends to accept residuals from other facilities, a permit revision is required pursuant to Rule 62-640.880(2)(d), F.A.C. [62-640.880(2)(d), 3-30-98]
5. Storage of residuals or other solids at the permitted facility shall require prior written notification to the Department if the storage lasts longer than 30 days. [62-640.300(4), 3-30-98]
6. Disposal of residuals, septage, and other solids in a solid waste landfill, or disposal by placement on land for purposes other than soil conditioning or fertilization, such as at a monofill, surface impoundment, waste pile, or dedicated site, shall be in accordance with Chapter 62-701, F.A.C. [62-640.100(6)(k)3 & 4, 3-30-98]
7. The permittee shall keep hauling records to track the transport of residuals between facilities. The hauling records shall contain the following information:

Required of Source Facility	Required of RMF
1. Date and Time Shipped	1. Date and Time Received
2. Amount of Residuals Shipped	2. Amount of Residuals Received
3. Degree of Treatment (if applicable)	3. Name and ID Number of Source Facility
4. Name and ID Number of Residuals Management Facility or Treatment Facility	4. Signature of Hauler
5. Signature of Responsible Party at Source Facility	5. Signature of Responsible Party at Residuals Management Facility or Treatment Facility
6. Signature of Hauler and Name of Hauling Firm	

These records shall be kept for five years and shall be made available for inspection upon request by the Department. A copy of the hauling records information maintained by the source facility shall be provided upon delivery of the residuals to the residuals management facility or treatment facility. The permittee shall report to the Department within 24 hours of discovery any discrepancy in the quantity of residuals leaving the source facility and arriving at the residuals management facility or treatment facility. [62-640.880(4), 3-30-98]

8. Disposal of screenings and grit from preliminary treatment components of wastewater treatment facilities, solids from sewer line cleaning operations, and solids from lift stations and pump stations shall be in accordance with Chapter 62-701, F.A.C. and may not be processed at a permitted residuals management facility. [62-640 100(6)(k)8., 3-30-98 and 62-701 300(1)(a), 4-23-97]

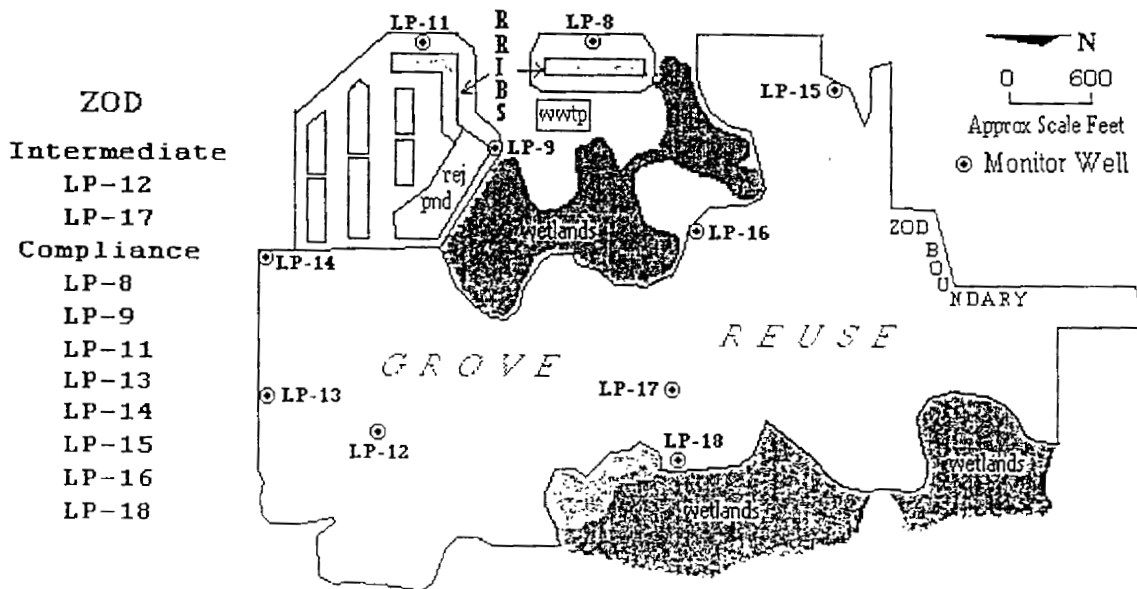
III. GROUND WATER MONITORING REQUIREMENTS

Operational Conditions

- During the period of operation authorized by this permit and after implementation of the ground water monitoring program, the permittee shall sample ground water at the existing monitoring wells identified in Permit Condition III.2. in accordance with Rule 62-522.600, F.A.C. [62-522.600(1)(b), 08-21-00]
- The following monitoring wells approximately depicted below shall be sampled QUARTERLY:

Monitoring Location	Well Name	Depth (feet)	Aquifer Monitored	Well Type	New or Existing
MWC-8	LP-8	No record	Surficial	C	existing
MWC-9	LP-9	"	Surficial	C	existing
MWC-11	LP-11	"	Surficial	C	existing
MWI-12	LP-12	"	Surficial	I	existing
MWC-13	LP-13	"	Surficial	C	existing
MWC-14	LP-14	20	Surficial	C	existing
MWC-15	LP-15	14	Surficial	C	existing
MWC-16	LP-16	15	Surficial	C	existing
MWI-17	LP-17	15	Surficial	I	existing
MWC-18	LP-18	12	Surficial	C	existing

B -- Background I - Intermediate C - Compliance
 [62-522.600, 08-21-00]



- In accordance with Part D of Form 62-620 910(10), water levels shall be recorded before evacuating wells for sample collection. Elevation references shall include the top of the well casing and land

PERMITTEE: Pasco County Utilities Department
 FACILITY: Land O'Lakes Subregional Reuse Facility

PERMIT NUMBER: FLA012731
 COUNTY: Pasco
 EXPIRATION DATE: November 18, 2004

surface at each well site (NGVD allowable) at a precision of plus or minus 0.1 foot. [62-610.412(c), 08-08-99]

4. If any monitoring well becomes damaged or inoperable, the permittee shall notify the Department immediately and a detailed written report shall follow within seven days. The written report shall detail what problem has occurred and remedial measures that have been taken to prevent the recurrence. All monitoring well design and replacement shall be approved by the Department prior to installation. [62-522.600, 08-21-00]
5. The following parameters shall be analyzed **QUARTERLY** for each of the monitoring well(s) identified in **Permit Condition III. 2.:**

a.	Nitrate (as N)	mg/L
b.	Fecal Coliform	cts./100ml
c.	Ammonia (as N)	mg/L
d.	Total Dissolved Solids	mg/L
e.	Sodium	mg/L
f.	Chloride	mg/L
g.	Sulfate	mg/L
h.	Turbidity	NTUs
i.	Water level (field measurement)	feet relative to NGVD
j.	pH (field measurement)	stdn.units
k.	Specific Conductance (field measurement)	µmhos/cm
l.	Temperature (field measurement)	°C

[62-522.600(11)(b), 08-21-00]

6. All ground water monitoring wells shall be sampled, analyzed and the results reported in accordance with the following schedule:

<u>Sample Period</u>	<u>Report Due Date</u>
1st Quarter (January-March)	April 28
2nd Quarter (April-June)	July 28
3rd Quarter (July-September)	October 28
4th Quarter (October-December)	January 28

There shall be a minimum of forty-five days between any two consecutive quarterly sampling events. Additional samples, wells and parameters may be required based upon subsequent review of analyses. [62-522.600(11)(b), 08-21-00]

7. Ground water monitoring well test results shall be submitted on **Part D** of Form 62-620.910(10). Results shall be submitted at the intervals specified in **Permit Condition III. 6.** for each year during the period of operation allowed by this permit. Results shall be submitted with the DMR in accordance with **Permit Condition I. C. 8** [62-522.600(11)(b), 08-21-00] [62-601.300(3), 62.601.700 and Figure 3 of 62-601] [62-620.610.(18), 08-08-99]
8. The ground water minimum criteria specified in Rule 62-520.400, F.A.C. shall be met within the zone of discharge. [62-520.400, 12-09-96 and 62-522.300(1), 08-21-00]
9. All ground water quality criteria specified in **Chapter 62-520 and Chapter 62-522, F.A.C.** shall be met at the zone of discharge compliance wells. The zone of discharge shall extend horizontally 100 feet or to the site property line, whichever is less, and vertically to the base of the receiving aquifer.

PERMITTEE: Pasco County Utilities Department
FACILITY: Land O'Lakes Subregional Reuse Facility

PERMIT NUMBER: FLA012731
COUNTY: Pasco
EXPIRATION DATE: November 18, 2004

[62-520.200(23), 62-520.400, 62-520.420, 12-09-96] [62-522.300(1), 62-522.400, and 62-522.410, 08-21-00]

10. If at any time, State ground water Standards or Maximum Contaminant Levels are exceeded at the zone of discharge compliance wells, the permittee has fifteen days from receipt of the laboratory analysis in which to resample the monitoring well(s) to verify the original analysis. The monitoring test results must be submitted to the Department within fifteen days of receipt of the reanalyses from the laboratory. Should the permittee choose not to resample, the Department will consider the water quality analysis as representative of current ground water conditions at the facility. *[62-522.500, 08-21-00]*
11. The Permittee shall provide verbal notice to the Department as soon as is practical after the discovery of a sinkhole or other karst feature within an area for the management or application of wastewater, wastewater residuals (sludges), or reclaimed water. The Permittee shall immediately implement measures appropriate to control the entry of contaminants, and shall detail these measures to the Department in a written report within 7 days of the discovery. *[62-4.070(3), 10-22-00]*

IV. ADDITIONAL REUSE AND LAND APPLICATION REQUIREMENTS

Part III Slow Rate Public Access System(s)

1. The Land O' Lakes Subregional WWTP, will serve as a source plant for reclaimed water which is transferred to the Pasco County Master Reuse System (FLA127272) at a transfer point located immediately downstream of the transfer pumping station and distribution flow meter at the source plant. The Pasco County Master Reuse system is a Part III slow rate public access land application system with a ultimate capacity of 59.64 mgd serving all of Pasco County under Department permit number FLA127272.
2. The treatment facilities shall be operated in accordance with approved Operating Protocol. Only reclaimed water that meets the criteria established in the approved Operating Protocol may be released to system storage or to the reuse system. Reclaimed water that fails to meet the criteria in the approved Operating Protocol shall be directed to ponds or returned to the headworks of the plant for further treatment. The Operating Protocol shall be reviewed and updated periodically (at least once each year) to ensure continuous compliance with the minimum treatment and disinfection requirements. Updated Operating Protocols shall be submitted to the Southwest for review and approval. *[62-610.320(6) and 62-610.463(2), 08-08-99]*
3. Cross-connections to the potable water system are prohibited. *[62-610.469(7), 08-08-99]*
4. Routine aquatic weed control and regular maintenance of storage pond embankments and access areas are required. *[62-610.414 and 62-610 464, 08-08-99]*
5. Overflows from emergency discharge facilities on storage ponds shall be reported as an abnormal event to the Department's Southwest District Office within 24 hours of an occurrence. The provisions of Rule 62-610.800(9), F.A.C., shall be met. *[62-610 800(9), 08-08-99]*
6. Reclaimed water shall only be released to the system storage or reuse system during periods of operator attendance or when all provisions of the approved operation protocol are functioning as intended in compliance with the approved operating protocol. *[62-610.462(2), 08-08-99]*

PERMITTEE: Pasco County Utilities Department
FACILITY: Land O'Lakes Subregional Reuse Facility

PERMIT NUMBER: FLA012731
COUNTY: Pasco
EXPIRATION DATE: November 18, 2004

Part IV Rapid-rate Land Application System(s) [Reject Pond]

7. All ground water quality criteria specified in Chapter 62-520, F.A.C., shall be met at the edge of the zone of discharge. The zone of discharge for this project shall extend horizontally 100 feet from the application site or to the facility's property line, whichever is less, and vertically to the base of the surficial aquifer. [62-520.200(23), 12-09-96] [62-522.400 and 62-522.410, 12-09-96]
8. Advisory signs shall be posted around the site boundaries to designate the nature of the project area. Percolation ponds, infiltration basins or trenches, and storage ponds shall be enclosed with a fence or provided with features to discourage the entry of animals and unauthorized persons. [62-610.518, 08-08-99]
9. Rapid infiltration basins shall be routinely maintained to control vegetation growth and to maintain percolation capability by scarification or removal of deposited solids. Basin bottoms shall be maintained to be level. [62-610.523(6) and (7), 08-08-99]
10. Routine aquatic weed control and regular maintenance of storage pond embankments and access areas are required. [62-610.515 and 62-610.415(6), 08-08-99]
11. Overflows from emergency discharge facilities on storage ponds or on infiltration ponds, basins, or trenches shall be reported as an abnormal event to the Department's Southwest District Office within 24 hours of an occurrence as an abnormal event. The provisions of Rule 62-610.880, F.A.C., shall be met. [62-610.880, 62-610.415(5), 62-610.515, and 62-610.516, 01-09-96]

V. OPERATION AND MAINTENANCE REQUIREMENTS

1. During the period of operation authorized by this permit, the wastewater facilities shall be operated under the supervision of a(n) operator(s) certified in accordance with Chapter 62-602, F.A.C. In accordance with Chapter 62-699, F.A.C., this facility is a **Category II, Class B** facility and, at a minimum, operators with appropriate certification must be on the site as follows:

Staffing by Class C or higher operator 16 hours/day for 7 days/week. The lead or chief operator must be a Class B or higher.

[62-699, 07-05-01] [62-620.630(3), 10-23-00] [62-699.310, 07-05-01] [62-610.462, 08-08-99]

2. An operator meeting the lead operator classification level of the plant shall be available during all periods of plant operation. "Available" means able to be contacted as needed to initiate the appropriate action in a timely manner. For A and B plants, the lead/chief operator shall be employed at the plant full time. "Full time" shall mean at least 4 days per week, working a minimum of 35 hours per week, including leave time. [62-699 311(1) and (10), 07-05-01]
3. A certified operator shall be on-site and in charge of each required shift and for periods of required staffing time when the lead operator is not on-site. A certified operator shall be on call during periods the plant is unattended. [62-699.311(5), 07-05-01]
4. The Reduced Pressure Zone (RPZ) backflow preventer (s) shall be installed on all potable water lines to the treatment plant and tested annually. [62-555, 9-22-99]

Capacity Analysis Report and Operation and Maintenance Performance Report Requirements

5. The application to renew this permit shall include an updated **Capacity Analysis Report**, prepared in accordance with Rule 62-600 405, F.A.C. [62-600 405(4), 12-24-96]

REV-001 04/09/02
FLA012731-003-DW1/MR
Sidebar indicates changes

PERMITTEE: Pasco County Utilities Department
FACILITY: Land O'Lakes Subregional Reuse Facility

PERMIT NUMBER: FLA012731
COUNTY: Pasco
EXPIRATION DATE: November 18, 2004

6. The application to renew this permit shall include a detailed **Operation and Maintenance Performance Report** prepared in accordance with Rule 62-600.735, F.A.C. [62-600.735(1), 12-24-96]

Record Keeping Requirements

7. The permittee shall maintain the following records and make them available for inspection on the site of the permitted facility:
- a. Records of all compliance monitoring information, including all calibration and maintenance records and all original strip chart recordings for continuous monitoring instrumentation and a copy of the laboratory certification showing the certification number of the laboratory, for at least three years from the date the sample or measurement was taken;
 - b. Copies of all reports required by the permit for at least three years from the date the report was prepared;
 - c. Records of all data, including reports and documents, used to complete the application for the permit for at least three years from the date the application was filed;
 - d. Monitoring information, including a copy of the laboratory certification showing the laboratory certification number, related to the residuals use and disposal activities for the time period set forth in Chapter 62-640, F.A.C., for at least three years from the date of sampling or measurement;
 - e. A copy of the current permit;
 - f. A copy of the current operation and maintenance manual as required by Chapter 62-600, F.A.C.;
 - g. A copy of the facility record drawings;
 - h. Copies of the licenses of the current certified operators; and
 - i. Copies of the logs and schedules showing plant operations and equipment maintenance for three years from the date of the logs or schedules. The logs shall, at a minimum, include identification of the plant; the signature and certification number of the operator(s) and the signature of the person(s) making any entries; date and time in and out; specific operation and maintenance activities; tests performed and samples taken; and major repairs made. The logs shall be maintained on-site in a location accessible to 24-hour inspection, protected from weather damage, and current to the last operation and maintenance performed. [62-620.350,03-02-00][61E12-41.010(1)(e), 11-02-93]

VI. SCHEDULES

1. The following corrective actions shall be completed according to the following schedule:

	Corrective Action/Implementation Step:	Completion Date:
1.	Submit a nutrient balance calculation for the Tucker Grove Site.	July 15, 2002
2.	Submit provisions for an Agricultural management Plan for Tucker Groves.	August 15, 2002
3.	Graphical assessment of perimeter ditch systems to determine that the system does not convey water to nearby wetlands	August 30, 2002

PERMITTEE: Pasco County Utilities Department
FACILITY: Land O'Lakes Subregional Reuse Facility

PERMIT NUMBER: FLA012731
COUNTY: Pasco
EXPIRATION DATE: November 18, 2004

VII. INDUSTRIAL PRETREATMENT PROGRAM REQUIREMENTS

1. The permittee shall function as the Control Authority and shall be responsible for the performance of all pretreatment program requirements contained in Chapter 62-625, F.A.C. The permittee shall be subject to enforcement actions, penalties, and other remedies by the Department or other appropriate parties. The permittee shall implement and enforce its Approved Pretreatment Program. The permittee's Approved Pretreatment Program is hereby made an enforceable condition of this permit. The Department may initiate enforcement action against an industrial user for noncompliance with applicable standards and requirements. [62-625.500, 01-08-97]
2. The permittee shall enforce the requirements promulgated under Sections 307(b), 307(c), 307(d), and 402(b) of the Act. The permittee shall cause industrial users subject to Federal Categorical Standards to achieve compliance no later than the date specified in those requirements or, in the case of new industrial users, upon commencement of the discharge. [62-625.410, 01-08-97]
3. The permittee shall perform the pretreatment functions as required in Chapter 62-625, F.A.C., including, but not limited to, the following:
 - (a) Implementing the necessary legal authorities as provided in Rule 62-625.500(2)(a), F.A.C. This includes, among other things, the authority to require compliance with applicable pretreatment standards, which includes general prohibitions listed in Rule 62-625.400(1), F.A.C., specific prohibitions in Rule 62-625.400(2), F.A.C., locally developed limits as required by Rules 62-625.400(3) and (4), F.A.C., and national categorical limits in accordance with Rule 62-625.410, F.A.C.; and
 - (b) Implementing the programmatic functions as required under Rule 62-625.500(2)(b), F.A.C.; and
 - (c) Providing the required funding, equipment, and personnel to implement the pretreatment program as provided in Rules 62-625.500(2), (3), and (4), F.A.C. [62-625.400 and .500, 01-08-97]
4. As required by Rules 62-625.600(8) and (12), F.A.C., the permittee shall submit a signed copy of the annual report for pretreatment activities to the Department at the following address:

Florida Department of Environment Protection
Domestic Wastewater Section, Mail Station 3540
Twin Towers Office Building
2600 Blair Stone Road
Tallahassee, Florida 32399-2400

The annual report shall contain the information required in accordance with Rule 62-625.600(8), F.A.C., and shall describe the permittee's pretreatment activities for the reporting year. In the event that the permittee is not in compliance with any conditions or requirements of the pretreatment program, then the permittee shall also include the reasons for noncompliance and state how and when the permittee shall comply with such conditions and requirements

The annual report shall provide a summary of all analytical results of influent, effluent, and residuals for each wastewater facility covered by the pretreatment program for those pollutants

PERMITTEE: Pasco County Utilities Department
FACILITY: Land O'Lakes Subregional Reuse Facility

PERMIT NUMBER: FLA012731
COUNTY: Pasco
EXPIRATION DATE: November 18, 2004

identified under 40 CFR Part 122, Appendix D, Tables II and III, with the exception of acrolein and acrylonitrile, which are known or suspected to be discharged by industrial users. Additionally, the annual report shall provide a summary of all analytical results of influent, effluent, and residuals for each wastewater facility covered by the pretreatment program for those nonpriority pollutants which the permittee believes may be causing or contributing to interference, pass through, or adversely impacting residuals quality. This annual report is due on May 1 of each year. [62-625.600(12), 01-08-97]

VIII. OTHER SPECIFIC CONDITIONS

1. If the permittee wishes to continue operation of this wastewater facility after the expiration date of this permit, the permittee shall submit an application for renewal, using Department Forms 62-620.910(1) and (2), no later than one-hundred and eighty days (180) prior to the expiration date of this permit. [62-620.410(5), 10-23-00]
2. Florida water quality criteria and standards shall not be violated as a result of any discharge or land application of reclaimed water or residuals from this facility. [62-610.850(1)(a) and (2)(a), 8-8-99]
3. In the event that the treatment facilities or equipment no longer function as intended, are no longer safe in terms of public health and safety, or odor, noise, aerosol drift, or lighting adversely affects neighboring developed areas at the levels prohibited by Rule 62-600.400(2)(a), F.A.C., corrective action (which may include additional maintenance or modifications of the permitted facilities) shall be taken by the permittee. Other corrective action may be required to ensure compliance with rules of the Department. Additionally, the treatment, management, use or land application of residuals shall not cause a violation of the odor prohibition in Rule 62-296.320(2), F.A.C. [62-600.410(8), 12-24-96 and 62-640.400(6), 3-30-98]
4. The deliberate introduction of stormwater in any amount into collection/transmission systems designed solely for the introduction (and conveyance) of domestic/industrial wastewater; or the deliberate introduction of stormwater into collection/transmission systems designed for the introduction or conveyance of combinations of storm and domestic/industrial wastewater in amounts which may reduce the efficiency of pollutant removal by the treatment plant is prohibited, except as provided by Rule 62-610.472, F.A.C. [62-604.130(3), 12-26-96]
5. Collection/transmission system overflows shall be reported to the Department in accordance with Permit Condition IX. 20. [62-604.550, 12-26-96] [62-620.610(20), 10-23-00]
6. The operating authority of a collection/transmission system and the permittee of a treatment plant are prohibited from accepting connections of wastewater discharges which have not received necessary pretreatment or which contain materials or pollutants (other than normal domestic wastewater constituents):
 - a. Which may cause fire or explosion hazards; or
 - b. Which may cause excessive corrosion or other deterioration of wastewater facilities due to chemical action or pH levels; or
 - c. Which are solid or viscous and obstruct flow or otherwise interfere with wastewater facility operations or treatment; or

PERMITTEE: Pasco County Utilities Department
FACILITY: Land O'Lakes Subregional Reuse Facility

PERMIT NUMBER: FLA012731
COUNTY: Pasco
EXPIRATION DATE: November 18, 2004

d. Which result in treatment plant discharges having temperatures above 40°C.

[62-604.130(4), 12-26-96]

7. The treatment facility, storage ponds, rapid infiltration basins, and/or infiltration trenches shall be enclosed with a fence or otherwise provided with features to discourage the entry of animals and unauthorized persons. *[62-610.518(1), 1-9-96] [and 62-600.400(2)(b), 12-24-96]*
8. Screenings and grit removed from the wastewater facilities shall be collected in suitable containers and hauled to a Department approved Class I landfill or to a landfill approved by the Department for receipt/disposal of screenings and grit. *[62-701.300(1)(a), 4-23-97]*
9. The permittee shall provide adequate notice to the Department of the following:
 - a. Any new introduction of pollutants into the facility from an industrial discharger which would be subject to Chapter 403, F.S., and the requirements of Chapter 62-620, F.A.C. if it were directly discharging those pollutants; and
 - b. Any substantial change in the volume or character of pollutants being introduced into that facility by a source which was identified in the permit application and known to be discharging at the time the permit was issued.

Adequate notice shall include information on the quality and quantity of effluent introduced into the facility and any anticipated impact of the change on the quantity or quality of effluent or reclaimed water to be discharged from the facility.

[62-620.625(2), 10-23-00]

IX. GENERAL CONDITIONS

1. The terms, conditions, requirements, limitations and restrictions set forth in this permit are binding and enforceable pursuant to Chapter 403, Florida Statutes. Any permit noncompliance constitutes a violation of Chapter 403, Florida Statutes, and is grounds for enforcement action, permit termination, permit revocation and reissuance, or permit revision. *[62-620.610(1), 10-23-00]*
2. This permit is valid only for the specific processes and operations applied for and indicated in the approved drawings or exhibits. Any unauthorized deviations from the approved drawings, exhibits, specifications or conditions of this permit constitutes grounds for revocation and enforcement action by the Department Southwest. *[62-620.610(2), 10-23-00]*
3. As provided in Subsection 403.087(6), F.S., the issuance of this permit does not convey any vested rights or any exclusive privileges. Neither does it authorize any injury to public or private property or any invasion of personal rights, nor authorize any infringement of federal, state, or local laws or regulations. This permit is not a waiver of or approval of any other Department permit or authorization that may be required for other aspects of the total project which are not addressed in this permit. *[62-620.610(3), 10-23-00]*
4. This permit conveys no title to land or water, does not constitute state recognition or acknowledgment of title, and does not constitute authority for the use of submerged lands unless herein provided and the necessary title or leasehold interests have been obtained from

PERMITTEE: Pasco County Utilities Department
FACILITY: Land O'Lakes Subregional Reuse Facility

PERMIT NUMBER: FLA012731
COUNTY: Pasco
EXPIRATION DATE: November 18, 2004

the State. Only the Trustees of the Internal Improvement Trust Fund may express State opinion as to title. *[62-620.610(4), 10-23-00]*

5. This permit does not relieve the permittee from liability and penalties for harm or injury to human health or welfare, animal or plant life, or property caused by the construction or operation of this permitted source; nor does it allow the permittee to cause pollution in contravention of Florida Statutes and Department rules, unless specifically authorized by an order from the Department. The permittee shall take all reasonable steps to minimize or prevent any discharge, reuse of reclaimed water, or residuals use or disposal in violation of this permit which has a reasonable likelihood of adversely affecting human health or the environment. It shall not be a defense for a permittee in an enforcement action that it would have been necessary to halt or reduce the permitted activity in order to maintain compliance with the conditions of this permit. *[62-620.610(5), 10-23-00]*
6. If the permittee wishes to continue an activity regulated by this permit after its expiration date, the permittee shall apply for and obtain a new permit. *[62-620.610(6), 10-23-00]*
7. The permittee shall at all times properly operate and maintain the facility and systems of treatment and control, and related appurtenances, that are installed and used by the permittee to achieve compliance with the conditions of this permit. This provision includes the operation of backup or auxiliary facilities or similar systems when necessary to maintain or achieve compliance with the conditions of the permit. *[62-620.610(7), 10-23-00]*
8. This permit may be modified, revoked and reissued, or terminated for cause. The filing of a request by the permittee for a permit revision, revocation and reissuance, or termination, or a notification of planned changes or anticipated noncompliance does not stay any permit condition. *[62-620.610(8), 10-23-00]*
9. The permittee, by accepting this permit, specifically agrees to allow authorized Department Southwest personnel, including an authorized representative of the Department and authorized EPA personnel, when applicable, upon presentation of credentials or other documents as may be required by law, and at reasonable times, depending upon the nature of the concern being investigated, to:
 - a. Enter upon the permittee's premises where a regulated facility, system, or activity is located or conducted, or where records shall be kept under the conditions of this permit;
 - b. Have access to and copy any records that shall be kept under the conditions of this permit;
 - c. Inspect the facilities, equipment, practices, or operations regulated or required under this permit; and
 - d. Sample or monitor any substances or parameters at any location necessary to assure compliance with this permit or Department rules.

[62-620.610(9), 10-23-00]

10. In accepting this permit, the permittee understands and agrees that all records, notes, monitoring data, and other information relating to the construction or operation of this permitted source which are submitted to the Department Southwest may be used by the Department Southwest as evidence in any enforcement case involving the permitted source arising under the Florida Statutes or Department rules, except as such use is proscribed by

PERMITTEE: Pasco County Utilities Department
FACILITY: Land O'Lakes Subregional Reuse Facility

PERMIT NUMBER: FLA012731
COUNTY: Pasco
EXPIRATION DATE: November 18, 2004

Section 403.111, Florida Statutes, or Rule 62-620.302, Florida Administrative Code. Such evidence shall only be used to the extent that it is consistent with the Florida Rules of Civil Procedure and applicable evidentiary rules. [62-620.610(10), 10-23-00]

11. When requested by the Department Southwest, the permittee shall within a reasonable time provide any information required by law which is needed to determine whether there is cause for revising, revoking and reissuing, or terminating this permit, or to determine compliance with the permit. The permittee shall also provide to the Department Southwest upon request copies of records required by this permit to be kept. If the permittee becomes aware of relevant facts that were not submitted or were incorrect in the permit application or in any report to the Department Southwest, such facts or information shall be promptly submitted or corrections promptly reported to the Department. [62-620.610(11), 10-23-00]
12. Unless specifically stated otherwise in Department rules, the permittee, in accepting this permit, agrees to comply with changes in Department rules and Florida Statutes after a reasonable time for compliance; provided, however, the permittee does not waive any other rights granted by Florida Statutes or Department rules. A reasonable time for compliance with a new or amended surface water quality standard, other than those standards addressed in Rule 62-302.500, F.A.C., shall include a reasonable time to obtain or be denied a mixing zone for the new or amended standard. [62-620.610(12), 10-23-00]
13. The permittee, in accepting this permit, agrees to pay the applicable regulatory program and surveillance fee in accordance with Rule 62-4.052, F.A.C. [62-620.610(13), 10-23-00]
14. This permit is transferable only upon Department approval in accordance with Rule 62-620.340, F.A.C. The permittee shall be liable for any noncompliance of the permitted activity until the transfer is approved by the Department. [62-620.610(14), 10-23-00]
15. The permittee shall give the Department written notice at least 60 days before inactivation or abandonment of a wastewater facility and shall specify what steps will be taken to safeguard public health and safety during and following inactivation or abandonment. [62-620.610(15), 10-23-00]
16. The permittee shall apply for a revision to the Department permit in accordance with Rules 62-620.300, 62-620.420 or 62-620.450, F.A.C., as applicable, at least 90 days before construction of any planned substantial modifications to the permitted facility is to commence or with Rule 62-620.300 for minor modifications to the permitted facility. A revised permit shall be obtained before construction begins except as provided in Rule 62-620.300, F.A.C. [62-620.610(16), 10-23-00]
17. The permittee shall give advance notice to the Department of any planned changes in the permitted facility or activity which may result in noncompliance with permit requirements. The permittee shall be responsible for any and all damages which may result from the changes and may be subject to enforcement action by the Department Southwest for penalties or revocation of this permit. The notice shall include the following information.
 - a. A description of the anticipated noncompliance;
 - b. The period of the anticipated noncompliance, including dates and times; and
 - c. Steps being taken to prevent future occurrence of the noncompliance.

PERMITTEE: Pasco County Utilities Department
FACILITY: Land O'Lakes Subregional Reuse Facility

PERMIT NUMBER: FLA012731
COUNTY: Pasco
EXPIRATION DATE: November 18, 2004

[62-620.610(17), 10-23-00]

18. Sampling and monitoring data shall be collected and analyzed in accordance with Rule 62-4.246, Chapters 62-160 and 62-601, F.A.C., and 40 CFR 136, as appropriate.
- a. Monitoring results shall be reported at the intervals specified elsewhere in this permit and shall be reported on a Discharge Monitoring Report (DMR), DEP Form 62-620.910(10).
 - b. If the permittee monitors any contaminant more frequently than required by the permit, using Department approved test procedures, the results of this monitoring shall be included in the calculation and reporting of the data submitted in the DMR.
 - c. Calculations for all limitations which require averaging of measurements shall use an arithmetic mean unless otherwise specified in this permit.
 - d. Any laboratory test required by this permit for domestic wastewater facilities shall be performed by a laboratory that has been certified by the Department of Health (DOH) under Chapter 64E1, F.A.C., to perform the test. On-site tests for dissolved oxygen, pH, and total chlorine residual shall be performed by a laboratory certified to test for those parameters or under the direction of an operator certified under Chapter 62-602, F.A.C.
 - e. Under Chapter 62-160, F.A.C., sample collection shall be performed by following the protocols outlined in "DER Standard Operating Procedures for Laboratory Operations and Sample Collection Activities" (DER-QA-001/92). Alternatively, sample collection may be performed by an organization who has an approved Comprehensive Quality Assurance Plan (CompQAP) on file with the Department. The CompQAP shall be approved for collection of samples from the required matrices and for the required tests.

[62-620.610(18), 10-23-00]

19. Reports of compliance or noncompliance with, or any progress reports on, interim and final requirements contained in any compliance schedule detailed elsewhere in this permit shall be submitted no later than 14 days following each schedule date. [62-620.610(19), 10-23-00]
20. The permittee shall report to the Department any noncompliance which may endanger health or the environment. Any information shall be provided orally within 24 hours from the time the permittee becomes aware of the circumstances. A written submission shall also be provided within five days of the time the permittee becomes aware of the circumstances. The written submission shall contain: a description of the noncompliance and its cause; the period of noncompliance including exact dates and time, and if the noncompliance has not been corrected, the anticipated time it is expected to continue; and steps taken or planned to reduce, eliminate, and prevent recurrence of the noncompliance.
- a. The following shall be included as information which must be reported within 24 hours under this condition:
 1. Any unanticipated bypass which causes any reclaimed water or effluent to exceed any permit limitation or results in an unpermitted discharge,
 2. Any upset which causes any reclaimed water or the effluent to exceed any limitation in the permit,

PERMITTEE: Pasco County Utilities Department
FACILITY: Land O'Lakes Subregional Reuse Facility

PERMIT NUMBER: FLA012731
COUNTY: Pasco
EXPIRATION DATE: November 18, 2004

3. Violation of a maximum daily discharge limitation for any of the pollutants specifically listed in the permit for such notice, and
 4. Any unauthorized discharge to surface or ground waters.
- b. For releases or spills of treated or untreated wastewater, unless authorized elsewhere in this permit, oral notifications as required above shall be provided using the following procedures:
1. For unauthorized releases or spills in excess of 1,000 gallons per incident, or where public health or the environment may be endangered, to the **STATE WARNING POINT TOLL FREE NUMBER (800) 320-0519**, as soon as practical, but no later than 24 hours from the time the permittee becomes aware of the discharge. The permittee, to the extent known, shall provide the following information to the State Warning Point:
 - a) Name, address, and telephone number of person reporting.
 - b) Name, address, and telephone number of permittee or responsible person for the discharge.
 - c) Date and time of the discharge and status of discharge (ongoing or ceased).
 - d) Characteristics of the wastewater spilled or released (untreated or treated, industrial or domestic wastewater).
 - e) Estimated amount of the discharge.
 - f) Location or address of the discharge.
 - g) Source and cause of the discharge.
 - h) Whether the discharge was contained on-site, and cleanup actions taken to date.
 - i) Description of area affected by the discharge, including name of water body affected, if any.
 - j) Other persons or agencies contacted.
 2. For unauthorized releases or spills of 1,000 gallons or less, per incident, oral reports shall be provided to the Department within 24 hours from the time the permittee becomes aware of the discharge.
- c. If the oral report has been received within 24 hours, the noncompliance has been corrected, and the noncompliance did not endanger health or the environment, the Department shall waive the written report. *[62-620 610(20), 10-23-00]*
- 21 The permittee shall report all instances of noncompliance not reported under Permit Conditions IX. 18. and 19. of this permit at the time monitoring reports are submitted. This report shall contain the same information required by Permit Condition IX. 20 of this permit *[62-620.610(21), 10-23-00]*

PERMITTEE: Pasco County Utilities Department
FACILITY: Land O'Lakes Subregional Reuse Facility

PERMIT NUMBER: FLA012731
COUNTY: Pasco
EXPIRATION DATE: November 18, 2004

22. Bypass Provisions.

- a. Bypass is prohibited, and the Department Southwest may take enforcement action against a permittee for bypass, unless the permittee affirmatively demonstrates that:
 1. Bypass was unavoidable to prevent loss of life, personal injury, or severe property damage; and
 2. There were no feasible alternatives to the bypass, such as the use of auxiliary treatment facilities, retention of untreated wastes, or maintenance during normal periods of equipment downtime. This condition is not satisfied if adequate back-up equipment should have been installed in the exercise of reasonable engineering judgment to prevent a bypass which occurred during normal periods of equipment downtime or preventive maintenance; and
 3. The permittee submitted notices as required under Permit Condition IX. 22. b. of this permit.
- b. If the permittee knows in advance of the need for a bypass, it shall submit prior notice to the Department, if possible at least 10 days before the date of the bypass. The permittee shall submit notice of an unanticipated bypass within 24 hours of learning about the bypass as required in Permit Condition IX. 20. of this permit. A notice shall include a description of the bypass and its cause; the period of the bypass, including exact dates and times; if the bypass has not been corrected, the anticipated time it is expected to continue; and the steps taken or planned to reduce, eliminate, and prevent recurrence of the bypass.
- c. The Department shall approve an anticipated bypass, after considering its adverse effect, if the permittee demonstrates that it will meet the three conditions listed in Permit Condition IX. 22. a. 1. through 3. of this permit.
- d. A permittee may allow any bypass to occur which does not cause reclaimed water or effluent limitations to be exceeded if it is for essential maintenance to assure efficient operation. These bypasses are not subject to the provisions of Permit Condition IX. 22. a. through c. of this permit. *[62-620.610(22), 10-23-00]*

23. Upset Provisions

- a. A permittee who wishes to establish the affirmative defense of upset shall demonstrate, through properly signed contemporaneous operating logs, or other relevant evidence that:
 1. An upset occurred and that the permittee can identify the cause(s) of the upset;
 2. The permitted facility was at the time being properly operated;
 3. The permittee submitted notice of the upset as required in Permit Condition IX. 20. of this permit; and
 4. The permittee complied with any remedial measures required under Permit Condition IX. 5 of this permit.
- b. In any enforcement proceeding, the permittee seeking to establish the occurrence of an upset has the burden of proof

PERMITTEE: Pasco County Utilities Department
FACILITY: Land O'Lakes Subregional Reuse Facility

PERMIT NUMBER: FLA012731
COUNTY: Pasco
EXPIRATION DATE: November 18, 2004

- c. Before an enforcement proceeding is instituted, no representation made during the Department Southwest review of a claim that noncompliance was caused by an upset is final agency action subject to judicial review. [62-620.610(23), 10-23-00]

STATE OF FLORIDA DEPARTMENT
OF ENVIRONMENTAL PROTECTION



Timothy J. Parker, P. E.
Water Resources Administrator
Southwest District
3804 Coconut Palm Drive
Tampa, FL. 33619-1352
(813) 744-6100
(813) 744-8198 (FAX)

INSTRUCTIONS FOR COMPLETING THE WASTEWATER DISCHARGE MONITORING REPORT

DMR consists of four parts--A, B, C, and D--all of which may or may not be applicable to every facility. Facilities may have one or more Part A's for reporting effluent data. All domestic wastewater facilities will have a Part B for reporting daily sample results. Part C is only applicable for domestic wastewater facilities with limited wet weather discharges permitted under Chapter 62-610.860, F.A.C. Part D is used for reporting ground water monitoring well

copies and/or electronic copies of the required parts of the DMR were provided with the permit. All required information shall be typed or printed in ink.

In addition to filling in numerical results on various parts of the DMR, the following codes should be used and an explanation provided where appropriate. Note: Codes used by the lab for raw data may be different.

CODE	DESCRIPTION/INSTRUCTIONS
NC	Analysis not conducted
DW	Dry Well
FD	Flood disaster
IF	Insufficient flow for sampling
LS	Lost sample
NR	Monitoring not required this period since limit is conditional

CODE	DESCRIPTION/INSTRUCTIONS
NOD	No discharge from/to site.
OPS	Operations were shutdown so no sample could be taken.
OTH	Other. Please enter an explanation of why monitoring data were not available.
SEF	Sampling equipment failure.
TNTC	Too numerous to count (for fecal coliform bacteria only).

In reporting analytical results that fall below a laboratory's reported method detection limits or practical quantification limits, the following instructions and code should be used.

CODE	DESCRIPTION/INSTRUCTIONS
	If the sampled value is less than the method detection limit (MDL), enter a less than sign followed by the laboratory's MDL value, e.g. < 0.001. In cases where a laboratory reports a value which is less than the parameter's practical quantification limit (PQL), but, not less than the MDL, the value should be reported as the laboratory's MDL value. For example, where the MDL = 0.001, the PQL = 0.005 and the laboratory reports < 0.005 (the PQL), the value of 0.001 should be reported on the DMR.

PART A - DISCHARGE MONITORING REPORT (DMR)

Part A of the DMR is comprised of one or more sections, each having its own header information. Facility information is preprinted in the header as well as the monitoring group number, whether the limits and monitoring requirements are interim or final, and the required submittal frequency (e.g. monthly, annually, quarterly, etc.) Submit Part A based on the required reporting frequency in the header and the instructions shown in the permit. The following blanks in the header should be completed by the permittee or authorized representative.

Discharge From Site: Check this box if no discharge occurs and, as a result, there are no data or codes to be entered for all of the parameters on the DMR for the entire monitoring group number. If there was no discharge of effluent for a particular outfall, reuse, or land application system and the DMR monitoring group includes other monitoring locations (e.g., influent sampling), the "NOD" code should be used to individually denote those parameters for which there was no discharge.

Monitoring Period: Enter the month, day, and year for the first and last day of the monitoring period (i.e. the month, the quarter, the year, etc.) during which the data on this report were collected and analyzed.

Three Month Rolling ADF as a % of Permitted Capacity: Divide the three-month average daily flow by the permitted capacity of the treatment facility, multiply by 100, and enter this value.

Sample Measurement: Before filling in sample measurements in the table, check to see that the data collected correspond to the limit indicated on the DMR (i.e. interim or final) and that the data correspond to the monitoring group number in the header. Enter the data or calculated results for each parameter on this row. Be sure the result being entered corresponds to the appropriate statistical base code (e.g. annual average, monthly average, single sample maximum, etc.)

Ex.: Enter the number of sample measurements during the monitoring period that exceeded the permit limit for each parameter. If none, enter zero.

Frequency of Analysis: The shaded areas in this column contain the minimum number of times the measurement is required to be made according to the permit. Enter the actual number of times the measurement was made in the space above the shaded area.

Sample Type: The shaded areas in this column contain the type of sample (e.g. grab, composite, continuous) required by the permit. Enter the actual sample type that was taken in the space above the shaded area.

Signature: This report must be signed in accordance with Rule 62-620.305, F.A.C. Type or print the name and title of the signing official. Include the telephone number where the official may be reached in the event there are questions concerning this report. Enter the date when the report is signed.

Comment and Explanation of Any Violations: Use this area to explain any exceedances, any upset or by-pass events, or other items which require explanation. If more space is needed, reference all attachments in this area.

RT B - DAILY SAMPLE RESULTS

Month/Year: Enter the month and year during which the data on this report were collected and analyzed.

Three-month Average Daily Flow: Calculate and enter the three-month average daily flow to the treatment facility.

(ADF/Permitted Capacity) x 100: Divide the three-month average daily flow by the permitted capacity of the treatment facility, multiply by 100, and enter this value.

Daily Monitoring Results: Record the results of daily monitoring for the parameters required to be sampled by your permit. Record the data in the units indicated.

Plant Staffing: List the name, certificate number, and class of all state certified operators operating the facility during the monitoring period. Use additional sheets as necessary.

Type of Effluent Disposal or Reclaimed Water Reuse: Enter the type of effluent disposal or reclaimed water reuse (e.g. surface water discharge, ocean outfall, slow rate land application-public access, slow rate land application-not public access, rapid rate land application, absorption field, underground injection).

Limited Wet Weather Discharge Activated: If this plant does not have a limited wet weather discharge permitted under the provision of Rule 62-610.860, F.A.C., check 'Not Applicable'. If the plant activated the wet weather discharge during the reporting month, check 'Yes' and attach PART C - LIMITED WET WEATHER DISCHARGE.

RT C - LIMITED WET WEATHER DISCHARGE

This part is to be completed and submitted each month reclaimed water or effluent is discharged by a limited wet weather discharge permitted under Rule 62-610.860, F.A.C. For months with no discharge, Part C need not be submitted. Information is to be provided for each day on which the limited wet weather discharge was activated.

Month/Year: Enter the month and year during which the data on this report were collected and analyzed.

Rainfall Information: Enter the name and location of the rainfall gauging station, the source of climatological (normal rainfall) data, the cumulative rainfall for the average rainfall year, and the cumulative rainfall to date for this calendar year. The cumulative rainfall for the average rainfall year is the amount of rain, in inches, which falls during an average rainfall year from January through the month for which this part contains data. The cumulative rainfall to date for this calendar year is the total amount of rain, in inches, that has been recorded since January 1 of the current year through the month for which this DMR contains data.

Date: Enter the date on which the discharge occurred.

Duration of Discharge: Enter the number of hours, to the nearest 0.1 of an hour (0.1 hr. = 6 min.) during each day of discharge that reclaimed water was actually discharged to surface waters.

Gallons Discharged: Enter the quantity in millions of gallons of reclaimed water discharged during the period shown in duration of discharge. Show the units as millions of gallons (mg), accurate to the nearest 0.01.

Average Discharge Flow Rate: Divide gallons discharged by duration of discharge (converted into days). Record in million gallons per day (MGD).

Average Upstream Flow Rate: Enter the average flow rate in the receiving stream upstream from the point of discharge for the period shown in duration of discharge. The average flow rate can be calculated based on two measurements, one made at the start and one made at the end of the discharge period. Measurements are to be made at the upstream gauging station described in the permit.

Stream Dilution Factor: Enter the actual stream dilution ratio accurate to the nearest 0.1. To calculate the factor, divide the average upstream flow rate by the average discharge flow rate.

CBOD₅: Enter the average CBOD₅ of the reclaimed water discharged during the period shown in duration of discharge.

TKN: Enter the average TKN of the reclaimed water discharged during the period shown in duration of discharge.

Days: Enter the cumulative number of days since January 1 of the current year during which the limited wet weather discharge was activated divided by the total number of days since January 1 of the current year multiplied by 100.

Reason for Discharge: Provide a brief explanation of the factors contributing to the need to activate the limited wet weather discharge.

PART D - GROUND WATER MONITORING REPORT

Monitoring Period: Enter the month, day, and year for the first and last day of the monitoring period (i.e. the month, the quarter, the year, etc.) during which the data on this report were collected and analyzed.

Date Sample Obtained: Enter the date the sample was taken. Also, check whether or not the well was purged before sampling.

Sampling Methods: Indicate the procedure used to collect the sample (e.g. airlift, bucket/bailer, centrifugal pump, etc.)

Samples Filtered: Indicate whether the sample obtained was filtered by laboratory (L), filtered in field (F), or unfiltered (N).

Preservatives Added: State what preservatives were added to the sample.

Analysis Method: Indicate the analytical method used. Record the method number from Chapter 62-160 or Chapter 62-601, F.A.C., or from other sources.

Analysis Result/Units: Record the results of the analysis. If the result was below the minimum detection limit, indicate that. Enter the units associated with the results of the analysis.

Detection Limits/Units: Record the detection limits of the analytical methods used and the units associated with them.

Comments and Explanations: Use this space to make any comments on or explanations of results which are unexpected. If more space is needed, reference all attachments in this area.

DEPARTMENT OF ENVIRONMENTAL PROTECTION DISCHARGE MONITORING REPORT - PART A

When Completed mail this report to: Department of Environmental Protection, Mail Station 3551, 2600 Blair Stone Road, Tallahassee, FL 32399-2400

PERMITTEE NAME Pasco County Utilities Department
 MAILING ADDRESS 7530 Little Road, Suite 205
 New Port Richey, FL 34654

PERMIT NUMBER: FLA012731
 LIMIT: Final
 CLASS SIZE: N/A
 DISCHARGE POINT NUMBER: R001
 PLANT SIZE/TREATMENT TYPE: I/B
 NO DISCHARGE FROM SITE: []
3MADF % Capacity⁴
MONITORING PERIOD From: _____ %

REPORT: Monthly
 GROUP: Domestic

ACTIVITY Land O'Lakes Subregional Reuse Facility
 LOCATION 6003 Parkway Boulevard
 Land O'Lakes, FL 34639

COUNTY Pasco

To: _____

Parameter		Quantity or Loading	Units	Quality or Concentration	Units	No. Ex	Frequency of Analysis	Sample Type
Flow, to R001	Sample Measurement							
PARM Code 50050 Y Mon Site No. FLW-01	Permit Measurement	3.5 (12MADF) ¹	mgd				Calculation	Rolling 12 Month Avg. ¹
Flow, total plant	Sample Measurement							
PARM Code 50050 1 Mon Site No. FLW-02	Permit Measurement	3.5 (3AADF) ²	mgd	Report (Mo Avg)			Continuous	Flow Meter & Totalizer
BOD5	Sample Measurement							
PARM Code 80082 Y Mon Site No. EFA-01	Permit Measurement			20.0 (12 Mo.Avg)	mg/L		Calculation	Rolling 12 Month Avg. ¹
BOD5	Sample Measurement							
PARM Code 80082 A Mon Site No. EFA-01	Permit Measurement			30.0 (Mo Avg.)	60.0 (Max.)	mg/L	Weekly	16-hour FPC ³
TSS	Sample Measurement							
PARM Code 00530 B Mon Site No. EFB-01	Permit Measurement				5.0 (Max)	mg/L	Daily 7 Days/Week	Grab
PH	Sample Measurement							
PARM Code 00406 A Mon Site No. EFA-01	Permit Measurement			6.0 (Min.)	8.5 (Max.)	S.U.	Continuous	Grab

I certify under penalty of law that I have personally examined and am familiar with the information submitted herein; and based on my inquiry of those individuals immediately responsible for obtaining the information, I believe the submitted information is true, accurate and complete. I am aware that there are significant penalties for submitting false information including the possibility of fine and imprisonment.

NAME/TITLE OF PRINCIPAL EXECUTIVE OFFICER OR AUTHORIZED AGENT	SIGNATURE OF PRINCIPAL EXECUTIVE OFFICER OR AUTHORIZED AGENT	PHONE NO.	DATE, YY/MM/DD

COMMENT AND EXPLANATION OF ANY VIOLATIONS (Reference all attachments here):

DISCHARGE MONITORING REPORT - PART A (Continued)

ACTIVITY NAME: Land O'Lakes Subregional Reuse Facility
 COUNTY: Pasco
 Month/Year: _____

PERMIT NUMBER: FLA012731

DISCHARGE POINT NUMBER: R001

Parameter		Quantity or Loading		Units	Quality or Concentration		Units	No. Ex.	Frequency of Analysis	Sample Type
Fecal Coliform Bacteria	Sample Measurement									
PARM Code 74055 A Mon Site No. EFA-01	Permit Measurement					25/100 mL (max)	#/100mL		Daily 7 days/Week	Grab
Fecal Coliform Bacteria % less than detection	Sample Measurement									
PARM Code 51005 A Mon Site No. EFA-01	Permit Measurement				75 Min		%		Daily 7 days/Week	Calculation
TRC for disinfection	Sample Measurement									
PARM Code 50060 A Mon Site No. EFA-01	Permit Measurement				1.0 (Min.)		mg/L		Continuous	Grab
Nitrate (as N)	Sample Measurement									" "
PARM Code 00620 I Mon Site No. EFA-01	Permit Measurement					12.0 (Max)	mg/L		Weekly	16-hour FPC ³
Turbidity	Sample Measurement									
PARM Code 82078 B Mon Site No. EFB-01	Permit Measurement					Report (Max)	NTU		Continuous	Meter
	Sample Measurement									
	Permit Measurement									
CBOD5	Sample Measurement									
PARM Code 80082 G Mon Site No. INF-01	Permit Measurement					Report Monthly	mg/L		Every 2 Weeks	16-hour FPC ³
ISS	Sample Measurement									
PARM Code 00530 G Mon Site No. INF-01	Permit Measurement					Report Monthly	mg/L		Every 2 Weeks	16-hour FPC ³
	Sample Measurement									
	Sample Measurement									
	Permit Measurement									

1 Rolling Twelve Month Average is the average of the current month's average and the preceding eleven (11) month's averages. For Fecal Coliform, use the monthly geometric mean
 2 Annual Average Daily Flow
 3 FPC - Flow Proportioned Composite
 4 The 3MADF % Capacity is the 3MADF divided by the plant capacity multiplied by 100, Reported as a percent

DAILY SAMPLE RESULTS - PART B

Facility Name: Land O'Lakes Subregional Reuse Facility

Permit Number: FLA012731

DISCHARGE POINT NUMBER: R001
PASCO COUNTY

Month/Year: _____

	Flow (MGD) To R001 Public Access	Flow Total Plant (MGD)	CBOD5 (mg/L)	TSS (mg/L)	pH (s.u.)	Fecal Coliform Bacteria (#/100ml)	TRC (For Disinfect.) (mg/L)	Nitrate (mg/L)	Turbidity (NTU)	CBOD5 (mg/L)	TSS (mg/L)
Code	50050	50050	80082	00530	00406	74055	50060	00620	82079	80082	00530
Mon. Site	FLW-01	FLW-02	EFA-01	EFB-01	EFA-01	EFA-01	EFA-01	EFA-01	EFB-01	INF-01	INF-01
1											
2											
3											
4											
5											
6											
7											
8											
9											
10											
11											
12											
13											
14											
15											
16											
17											
18											
19											
20											
21											
22											
23											
24											
25											
26											
27											
28											
29											
30											
31											

PLANT STAFFING

Day Shift Operator Class _____ Certificate No _____ Name _____
 Evening Shift Operator Class _____ Certificate No _____ Name _____
 Night Shift Operator Class _____ Certificate No _____ Name _____
 Operator Class _____ Certificate No _____ Name _____

Type of Effluent Disposal or Reclaimed Water Reuse
 Limited Wet Weather Discharge Activated Yes No Not Applicable If yes, cumulative days of wet weather _____

* Attach additional sheets if necessary to list all certified operators

Permit Completed mail this report to: Department of Environmental Protection, Mail Station 3551, 2600 Blair Stone Road, Tallahassee, FL 32399-2400

PERMITTEE NAME: Pasco County Utilities Department
 MAILING ADDRESS: 7530 Little Road, Suite 205
 New Port Richey, FL 34654

PERMIT NUMBER: FLA012731
 LIMIT: Final
 CLASS SIZE: Minor
 DISCHARGE POINT NUMBER: R002 (Reject Pond)
 PLANT SIZE/TREATMENT TYPE: I/B
 NO DISCHARGE FROM SITE: []

REPORT GROUP: Monthly Domestic

UTILITY: Land O'Lakes Subregional Reuse Facility
 ADDRESS: 6003 Parkway Boulevard
 Land O'Lakes, FL 34639

3MADF % Capacity⁴ _____ %
 MONITORING PERIOD From: _____ To: _____

CITY: Pasco

Parameter	Sample Measurement	Quantity or Loading		Units	Quality or Concentration		Units	No. Ex.	Frequency of Analysis	Sample Type
Flow, to P/E pond	Permit Measurement	3.5		mgd					Calculation	Rolling 12 Month Avg. ¹
ARM Code 50050 Location Site No. FLW-01	Sample Measurement									
Flow, total plant	Permit Measurement	3.5	Report (Mo. Avg.)	mgd					Continuous	Flow Meter & Totalizer
ARM Code 50050 Location Site No. FLW-02	Sample Measurement									
BOD5	Permit Measurement				20.0		mg/L		Calculation	Calculated Roll. 12 Mo. Avg. ¹
ARM Code 80082 Location Site No. EFA-01	Sample Measurement									
BOD5	Permit Measurement				30.0	60.0	mg/L		Weekly	16-hour FPC ³
ARM Code 80082 Location Site No. EFA-01	Sample Measurement									
SS	Permit Measurement				20.0		mg/L		Calculation	Calculated Roll. 12 Mo. Avg. ¹
ARM Code 00530 Location Site No. EFA-01	Sample Measurement									
SS	Permit Measurement				30.0	60.0	mg/L		Weekly	16-hour FPC ³
ARM Code 00530 Location Site No. EFA-01	Sample Measurement									
PH	Permit Measurement				6.0	8.5	S.U.		Continuous	Grab
ARM Code 00406 Location Site No. EFA-01	Sample Measurement									

I certify under penalty of law that I have personally examined and am familiar with the information submitted herein; and based on my inquiry of those individuals immediately responsible for obtaining the information, I believe the submitted information is true, accurate and complete. I am aware that there are significant penalties for submitting false information including the possibility of fine and imprisonment.

FAMILY/TITLE OF PRINCIPAL EXECUTIVE OFFICER OR AUTHORIZED AGENT	SIGNATURE OF PRINCIPAL EXECUTIVE OFFICER OR AUTHORIZED AGENT	PHONE NO:	DATE: YY/MM/DD

COMMENTS AND EXPLANATION OF ANY VIOLATIONS (Reference all attachments here).

DISCHARGE MONITORING REPORT - PART A (Continued)

CITY NAME: Land O'Lakes Subregional Reuse Facility
 COUNTY: Pasco

PERMIT NUMBER: FLA012731

DISCHARGE POINT NUMBER: R002

WAFR SITE No.: R002

Month/Year: _____

Parameter		Quantity or Loading		Units	Quality or Concentration			Units	No. Ex.	Frequency of Analysis	Sample Type
Fecal Coliform Bacteria	Sample Measurement										
ARM Code 74055 Y Permit Site No. FFA-01	Permit Measurement				200 (12 Mo Avg)		#/100mL			Calculation	Calculated Roll. 12 Mo. Avg. ¹
Fecal Coliform Bacteria	Sample Measurement										
ARM Code 74055 I Permit Site No. FFA-01	Permit Measurement				Report (Mo Geo Mean)	800 (Max.)	#/100mL			Daily 7 days/Week	Grab
Chlorine Residual (CR) for disinfection	Sample Measurement										
ARM Code 50060 A Permit Site No. EFA-01	Permit Measurement				0.5 (Min.)		mg/L			Continuous	Meter
Nitrate (as N)	Sample Measurement										
ARM Code 00620 I Permit Site No. EFA-01	Permit Measurement					120 (Max)	mg/L			Weekly	16-hour FPC ³
BOD5	Sample Measurement										
ARM Code 80082 G Permit Site No. INF-01	Permit Measurement				Report Monthly		mg/L			Every 2 Weeks	*16-hour FPC ³
Suspended Solids (SS)	Sample Measurement										
ARM Code 00530 G Permit Site No. INF-01	Permit Measurement				Report Monthly		mg/L			Every 2 Weeks	16-hour FPC ³
	Sample Measurement										
	Permit Measurement										
	Sample Measurement										
	Permit Measurement										
	Sample Measurement										
	Permit Measurement										

Rolling Twelve Month Average is the average of the current month's average and the preceding eleven (11) month's averages. For Fecal Coliform, use the monthly geometric mean.

Annual Average Daily Flow

FPC - Flow Proportioned Composite

The 3MADF % Capacity is the 3MADF divided by the plant capacity multiplied by 100, Reported as a percent

GROUNDWATER MONITORING REPORT - PART D

Facility ID: FLA012731 Land O'Lakes Subregional Reuse Facility
 Month/Year: _____
 Date Sample obtained: _____

Test Site ID: MWC-8 [LP-8]
 Well Type: Compliance
 Ground Water Class: G-2

PASCO COUNTY

Was the well pumped before sampling? Yes No

Parameter	PARAM Code	Sampling Method	Samples Filtered (Y/N)	Preservatives Added	Analysis Method	Analysis Result/Units	Detection Limits/Units
Water Level (feet MSL)	72020						
Nitrate (mg/L as N)	00620						
TDS (mg/L)	70295						
Sodium (mg/L)	00929						
Turbidity (NTU)	82079						
Chloride (mg/L)	00940						
Ammonia (mg/L)	00610						
Temperature (°C)	00010						
Fecal Coliform (#/100ML)	74055						
pH (standard units) (field measurement)	00406						
Sulfate	00945						
Specific Conductance µmhos/cm (field measurement)	00094						

Comments and Explanations

GROUNDWATER MONITORING REPORT - PART D

Facility ID: FLA012731
 Month/Year: _____
 Date Sample obtained: _____

Land O'Lakes Subregional Reuse Facility

Test Site ID: MWC-1[LP-11]
 Well Type: Compliance
 Ground Water Class: G-2

PASCO COUNTY

Was the well pumped before sampling? Yes No

Parameter	PARM Code	Sampling Method	Samples Filtered (Y/N)	Preservatives Added	Analysis Method	Analysis Result/Units	Detection Limits/Units
Water Level (feet MSL)	72020						
Nitrate (mg/L as N)	00620						
TDS (mg/L)	70295						
Sodium (mg/L)	00929						
Turbidity (NTU)	82079						
Chloride (mg/L)	00940						
Ammonia (mg/L)	00610						
Temperature (°C)	00010						
Fecal Coliform (#/100ML)	74055						
pH (standard units) (field measurement)	00406						
Sulfate	00945						
Specific Conductance (µmhos/cm) (Field measurement)	00094						

Comments and Explanations:

GROUNDWATER MONITORING REPORT - PART D

Facility ID: FLA012731 Land O'Lakes Subregional Reuse Facility
 Month/Year: _____
 Date Sample obtained: _____

Test Side ID: MWI-12 [LP-12]
 Well Type: Intermediate
 Ground Water Class: G-2

PASCO COUNTY

Was the well pumped before sampling? Yes No

Parameter	PARM Code	Sampling Method	Samples Filtered (Y/N)	Preservatives Added	Analysis Method	Analysis Result/Units	Detection Limits/Units
Water Level (feet MSL)	72020						
Nitrate (mg/L as N)	00620						
TDS (mg/L)	70295						
Sodium (mg/L)	00929						
Turbidity (NTU)	82079						
Chloride (mg/L)	00940						
Ammonia (mg/L)	00610						
Temperature (°C)	00010						
Fecal Coliform (#/100ML)	74055						
pH (standard units) (field measurement)	00406						
Sulfate	00945						
Specific Conductance (µmhos/cm) (field measurement)	00094						

Comments and Explanations

GROUNDWATER MONITORING REPORT - PART D

Facility ID: FLA012731 Land O'Lakes Subregional Reuse Facility
 Month/Year: _____
 Date Sample obtained: _____

Test Side ID: MWC-13 [LP-13]
 Well Type: Compliance
 Ground Water Class: G-2

PASCO COUNTY

Was the well pumped before sampling? Yes No

Parameter	PARM Code	Sampling Method	Samples Filtered (Y/N)	Preservatives Added	Analysis Method	Analysis Result/Units	Detection Limits/Units
Water Level (feet MSL)	72020						
Nitrate (mg/L as N)	00620						
TDS (mg/L)	70295						
Sodium (mg/L)	00929						
Turbidity (NTU)	82079						
Chloride (mg/L)	00940						
Ammonia (mg/L)	00610						
Temperature (°C)	00010						
Fecal Coliform (#/100ML)	74055						
pH (standard units) (field measurement)	00406						
Sulfate	00945						
Specific Conductance (µmhos/cm) (field measurement)	00094						

Comments and Explanations

GROUNDWATER MONITORING REPORT - PART D

Facility ID: FLA012731 Land O'Lakes Subregional Reuse Facility Test Site ID: MWC-14 [LP-14] PASCO COUNTY
 Month/Year: Date Sample obtained: Well Type: Compliance
 Ground Water Class: G-2

Was the well pumped before sampling? Yes No

Parameter	PARAM Code	Sampling Method	Samples Filtered (Y/N)	Preservatives Added	Analysis Method	Analysis Result/Units	Detection Limits/Units
Water Level (feet MSL)	72020						
Nitrate (mg/L as N)	00620						
IDS (mg/L)	70295						
Sodium (mg/L)	00929						
Turbidity (NTU)	82079						
Chloride (mg/L)	00940						
Ammonia (mg/L)	00610						
Temperature (°C)	00010						
Fecal Coliform (#/100ML)	74055						
pH (standard units) (field measurement)	00406						
Sulfate	00945						
Specific Conductance (µmhos/cm) (Field measurement)	00094						

Comments and Explanations

GROUNDWATER MONITORING REPORT - PART D

Well ID: **FLA012731** Land O'Lakes Subregional Reuse Facility Test Side ID: **MWC-15 [LP-15]** **PASCO COUNTY**
 Well Type: **Compliance** Ground Water Class: **G-2**

Sample obtained: _____

Parameter	P/ARM Code	Sampling Method	Samples Filtered (Y/N)	Preservatives Added	Analysis Method	Analysis Result/Units	Detection Limits/Units
Water Level (feet MSL)	72020						
Nitrate (mg/L as N)	00620						
DS (mg/L)	70295						
Sodium (mg/L)	00929						
Turbidity (NTU)	82079						
Fluoride (mg/L)	00940						
Ammonia (mg/L)	00610						
Temperature (°C)	00010						
Total Chloride (mg/L)	74055						
pH (standard units field measurement)	00406						
Sulfate	00945						
Specific Conductance (microhm/cm field measurement)	00094						

GROUNDWATER MONITORING REPORT - PART D

Facility ID: FLA012731 Land O' Lakes Subregional Reuse Facility
 Month/Year: _____
 Date Sample obtained: _____

Test Side ID: MWC-16 [LP-16]
 Well Type: Compliance
 Ground Water Class: G-2

PASCO COUNTY

Was the well pumped before sampling? Yes No

Parameter	PARAM Code	Sampling Method	Samples Filtered (Y/N)	Preservatives Added	Analysis Method	Analysis Result/Units	Detection Limits/Units
Water Level (feet MSL)	72020						
Nitrate (mg/L as N)	00620						
TDS (mg/L)	70295						
Sodium (mg/L)	00929						
Turbidity (NTU)	82079						
Chloride (mg/L)	00940						
Ammonia (mg/L)	00610						
Temperature (°C)	00010						
Fecal Coliform (#/100ML)	74055						
pH (standard units) (field measurement)	00406						
Sulfate	00945						
Specific Conductance (µmhos/cm) (field measurement)	00094						

Comments and Explanations

GROUNDWATER MONITORING REPORT - PART D

Facility ID: FLA012731 Land O'Lakes Subregional Reuse Facility Test Site ID: MW1-17 [LP-17] PASCO COUNTY
 Month/Year: _____ Well Type: Intermediate
 Date Sample Obtained: _____ Ground Water Class: G-2

Was the well pumped before sampling? Yes No

Parameter	P/ARM Code	Sampling Method	Samples Filtered (Y/N)	Preservatives Added	Analysis Method	Analysis Result/Units	Detection Limits/Units
Water Level (feet MSL)	72020						
Nitrate (mg/l. as N)	00620						" "
TDS (mg/L)	70295						
Sodium (mg/L)	00929						
Turbidity (NTU)	82079						
Chloride (mg/L)	00940						
Ammonia (mg/l)	00610						
Temperature (°C)	00010						
Total Coliform (#/100ML)	74055						
pH (standard units) (field measurement)	00406						
Sulfate	00945						
Specific Conductance (umhos/cm) (field measurement)	00094						

Comments and Explanations

GROUNDWATER MONITORING REPORT - PART D

Facility ID: FLA012731 Land O'Lakes Subregional Reuse Facility
 Month/Year: _____
 Date Sample obtained: _____

Test Side ID: MWC-18 [LP-18]
 Well Type: Compliance
 Ground Water Class: G-2

PASCO COUNTY

Was the well pumped before sampling? Yes No

Parameter	PARM Code	Sampling Method	Samples Filtered (Y/N)	Preservatives Added	Analysis Method	Analysis Result/Units	Detection Limits/Units
Water Level (feet MSL)	72020						
Nitrate (mg/L as N)	00620						
TDS (mg/L)	70295						
Sodium (mg/L)	00929						
Turbidity (NTU)	82079						
Chloride (mg/L)	00940						
Ammonia (mg/L)	00610						
Temperature (°C)	00010						
Fecal Coliform (#/100ML)	74055						
pH (standard units) (field measurement)	00406						
Sulfate	00945						
Specific Conductance (µmhos/cm) (field measurement)	00094						

Comments and Explanations

GROUNDWATER MONITORING REPORT - PART D

Facility ID: 11A012731 Land O'Lakes Subregional Reuse Facility
 Month/Year: _____
 Date Sample obtained: _____


Test Side ID: MWC-9 [LP-9]
 Well Type: Compliance
 Ground Water Class: G-2

PASCO COUNTY

Was the well pumped before sampling? Yes No

Parameter	PARM Code	Sampling Method	Samples Filtered (Y/N)	Preservatives Added	Analysis Method	Analysis Result/Units	Detection Limits/Units
Water Level (feet MSL)	72020						
Nitrate (mg/L as N)	00620						
TDS (mg/L)	70295						
Sodium (mg/L)	00929						
Turbidity (NTU)	82079						
Chloride (mg/L)	00940						
Ammonia (mg/L)	00610						
Temperature (°C)	00010						
Fecal Coliform (#/100ML)	74055						
pH (standard units) (field measurement)	00406						
Sulfate	00945						
Specific Conductance µmhos/cm (field measurement)	00094						

Comments and Explanations



**Pasco County
Annual Budget
Fiscal Year 2002-05**

BK 5
(pg 1 of 32)

**BOARD OF COUNTY COMMISSIONERS
PASCO COUNTY, FLORIDA**

ANN HILDEBRAND
CHAIRMAN

TED SCHRADER
VICE CHAIRMAN

PAT MULIERI, Ed. D.
COUNTY COMMISSIONER

STEVE SIMON
COUNTY COMMISSIONER

PETER ALTMAN
COUNTY COMMISSIONER

JOHN J. GALLAGHER
COUNTY ADMINISTRATOR

**2002 - 2003
Proposed Budget**

**APPROPRIATION SUMMARY
UTILITIES SERVICES**

<u>Department</u>	Budget		% Change	Positions	
	<u>FY '02</u>	<u>FY '03</u>		<u>FY '02</u>	<u>FY '03</u>
Utilities Services				X = Part-time	
Administration	196,161	207,341	5.7	3	3
Utilities Construction and Contract Management	1,114,581	1,057,756	(5.1)	14	16
Utilities Construction	95,801	111,159	16.0	8	8
Water Operations & Maintenance	13,923,395	15,719,230	12.9	55	65
Environmental Lab	547,594	612,044	11.8	9	9
Sewer Operations & Maintenance	8,316,050	8,843,745	6.3	87	89
Sludge Processing Facility	1,386,733	1,428,544	3.0	4	5
Water & Wastewater Infrastructure Repairs	657,160	1,349,848	105.4		
Fiscal & Customer Services	3,144,885	3,656,084	16.3	40.6	41.6
Water & Sewer - Capital	61,967,672	49,600,540	(20.0)		
Water & Sewer - Other	30,240,414	44,363,162	46.7		
Subtotal	121,590,446	126,949,453	4.4	220.6	236.6
Solid Waste System					
Solid Waste/Resource Recovery	15,014,363	16,326,535	8.7	40.4	42.4
Resource Recovery Operations	10,695,212	11,221,157	4.9	1	1
Subtotal	25,709,575	27,547,692	7.1	41.4	43.4
Street Lighting Assessments	2,430,984	2,576,610	6.0		
Subtotal	2,430,984	2,576,610	6.0		
TOTAL	149,731,005	157,073,755	4.9	262	280

Water and Sewer and Solid Waste/Resource Recovery are self-supporting enterprise operations that are funded through user fees and system revenues. Street Lighting is a special assessment fund.

DEPARTMENT UTILITIES SERVICES
DIVISION UTILITIES ADMINISTRATION
ACCOUNT(S) B401-700000

APPROPRIATIONS:	'01 Budget	'02 Budget	'03 Budget
Personal Services	177,906	189,392	200,727
Other Services & Charges	6,550	5,111	4,679
Materials & Supplies	6,634	1,658	1,935
TOTAL	191,090	196,161	207,341
Positions	3	3	3

The Fiscal Year 2003 Budget reflects an increase of 5.7% due primarily to an increase in annual merit pay adjustments and mandated benefit costs.

BUDGET VARIANCES:

Personal Services	\$11,335
12,569	Increase in salaries, wages, and mandated benefit costs due to annual merit pay adjustments.
(2,749)	Decrease in retirement due to changes in retirement rates.
1,515	Increase in group insurance due to an increase in County contribution to employee premiums.
Other Services & Charges	(\$432)
(200)	Decrease in promotional activities to reflect projected activity.
(130)	Decrease in commissions, fees, and costs due to a reduction for notary renewals.
(115)	Decrease in maintenance of other equipment to reflect a reduction in maintenance costs on existing equipment.
62	Increase in rental of County equipment due to rate increases.
(49)	Decrease in communications to reflect projected rates and activity.
Materials & Supplies	\$277
250	Increase in the purchase of uncapitalized equipment.
25	Increase in the purchase of periodicals and subscriptions.
2	Miscellaneous increases.
TOTAL INCREASE -	\$11,180

DESIRED IMPACT:

To provide leadership and direction within the Pasco County Utilities Services Department in compliance with County policies and all administrative and environmental regulations.

OPERATIONAL GOALS AND PROGRAMS:

To provide for the expansion of utilities infrastructure to ensure continued growth; to expand on the reclaimed water system in Pasco; to provide for the efficient operation of the solid waste system which includes the Waste-to-Energy Facility, Leachate Management Facility, and the Material Recovery Facility.



DEPARTMENT UTILITIES SERVICES
DIVISION UTILITIES CONSTRUCTION AND CONTRACT MANAGEMENT
ACCOUNT(S) B401-750500

APPROPRIATIONS:	'01 Budget	'02 Budget	'03 Budget
Personal Services	566,797	649,956	726,281
Other Services & Charges	305,994	472,196	307,425
Materials & Supplies	12,928	39,979	15,013
Capital Outlay	11,000	2,450	34,037
	896,719	1,164,581	1,082,756
Less Charges	(50,000)	(50,000)	(25,000)
TOTAL	846,719	1,114,581	1,057,756
Positions	13	14	16

The Fiscal Year 2003 Budget reflects a decrease of 5.1% due primarily to the completion of the atlas mapping system and utility standards updates.

BUDGET VARIANCES:

- Personal Services \$76,325
- 38,823 Increase in salaries, wages, and mandated benefit costs due to the addition of a Utility Inspector and a Clerk position for nine months.
 - 19,210 Increase in salaries, wages, and mandated benefit costs due to annual merit pay adjustments.
 - 12,197 Increase in salaries, wages, and mandated benefit costs due to filling a Computer Drafting Technician position for a twelve month period versus a nine month period in Fiscal Year 2002.
 - 7,070 Increase in group insurance due to an increase in County contribution to employee premiums.
 - (1,046) Decrease in retirement due to changes in retirement rates.
 - 71 Increase in overtime and related benefits.
- Other Services & Charges (\$164,771)
- (184,350) Decrease in other contracted services due to the completion of the atlas mapping system and utilities standards update.
 - 10,000 Increase in professional services due to increases in consultant services.
 - 4,725 Increase in the rental of County equipment due to the addition of one vehicle.
 - 3,487 Increase in travel and per diem to reflect projected expenditures.
 - 2,464 Increase in communications due to additional radios.
 - (770) Decrease in maintenance of other equipment to reflect a reduction in maintenance costs on existing equipment.
 - (327) Decrease in printing and binding to reflect projected expenditures.
- Materials & Supplies (\$24,966)
- (25,900) Decrease in the purchase of software and related component upgrades.
 - (1,172) Decrease in gas, oil, and lubricants to reflect projected consumption.
 - 1,100 Increase in the purchase of tools and implements due to the addition of one Utility Inspector.
 - 450 Increase in the purchase of uncapitalized equipment.
 - 336 Increase in memberships to reflect fee increases and two additional memberships.

Materials & Supplies - continued:

- 200 Increase in the purchase of books.
- 184 Increase in clothing and wear apparel due to the addition of a Utility Inspector.
- (150) Decrease in the purchase of maps and charts.
- (14) Miscellaneous decreases.

Capital Outlay

\$31,587

- 17,987 1/4 ton pickup truck.
- 12,000 Color plotter.
- 2,550 Three flat file storage cabinets.
- 1,500 File shelving.

Less Charges

\$25,000

- 25,000 Decrease in less charges to reflect a reduction in activity.

TOTAL DECREASE -

(\$56,825)

DESIRED IMPACT:

To manage all outside contracting services, which include engineering, as well as construction of various water, wastewater, and reclaimed water facilities. Sections comprising this division are contracts, drafting, permitting, and inspections.

OPERATIONAL GOALS AND PROGRAMS:

To maintain all maps and charts of County-owned utilities including distribution lines. The drawings are created on the mainframe computer system and on the department's computer system.

Goals include an increase in contracts for the use of reclaimed water, construction of looping and reclaimed water systems, upgrading wastewater treatment plants (WWTP) to maintain compliance with new regulatory standards, in addition to the construction of new water and wastewater treatment plants.

PROJECTS COMPLETED DURING FISCAL YEAR 2002:

1. Land O'Lakes WWTP expansion.
2. Wesley Center reuse storage tanks and pump station upgrade.
3. SR 52 & I-75 utility adjustments.

PROJECTS SCHEDULED TO BE STARTED/COMPLETED DURING FISCAL YEAR 2003:

1. Little Road WTP - chloramine conversion.
2. Pipe relocation SR 54/Suncoast Parkway to US 41.
3. Southwest master pump station.
4. Embassy Hills sludge holding tanks.
5. Hudson WWTP alternate disinfections.
6. Shady Hills WWTP anoxic basins and odor control.
7. Odessa reclaimed storage tank and pump station.
8. Odessa/Land O'Lakes reclaimed transmission main.
9. New River reclaimed water main.
10. West central reuse interconnect.
11. Southwest water treatment plant.
12. Northwest booster pump station.
13. East Road water main.
14. One Pasco Center booster station.
15. SR 52 water main to Lake Jovita.
16. Zephyrhills Bypass West water main.
17. Florida Estates distribution system.
18. Plathe Road force main.
19. Embassy Hills effluent pump station upgrade.
20. Timber Oaks lift station replacement.
21. Northwest percolation pond expansion.
22. Hicks Road force main.
23. Hudson Avenue force main upgrade.
24. Hudson master pump station rehabilitation.
25. Pine Ridge master pump station upgrade.
26. River Ridge pump station and force main upgrades.

Note: Contact the Utilities Department for complete list.

DEPARTMENT UTILITIES SERVICES
DIVISION UTILITIES CONSTRUCTION
ACCOUNT(S) B401-750800

APPROPRIATIONS:

	<u>'01 Budget</u>	<u>'02 Budget</u>	<u>'03 Budget</u>
Personal Services	252,498	271,413	290,594
Other Services & Charges	57,359	61,315	57,740
Materials & Supplies	15,896	16,419	17,281
Capital Outlay			<u>72,197</u>
	<u>325,753</u>	<u>349,147</u>	<u>437,812</u>
Less Charges	<u>(220,455)</u>	<u>(253,346)</u>	<u>(326,653)</u>
TOTAL	105,298	95,801	111,159
Positions	8	8	8

The Fiscal Year 2003 Budget reflects an increase of 16.0% due primarily to an increase in capital outlay expenditures, offset by an increase in less charges to other divisions.

BUDGET VARIANCES:

- Personal Services \$19,181
- 12,457 Increase in salaries, wages, and mandated benefit costs due to filling a Heavy Equipment Operator, Utility Worker III, and a Special Equipment Operator position at rates greater than previously budgeted.
 - 4,040 Increase in group insurance due to an increase in County contribution to employee premiums.
 - 3,502 Increase in salaries, wages, and mandated benefit costs due to annual merit pay adjustments.
 - (811) Decrease in salaries, wages, and mandated benefit costs due to filling a Utility Worker I position at a rate less than previously budgeted.
 - (422) Decrease in retirement due to changes in retirement rates.
 - 415 Increase in overtime and related benefits.
- Other Services & Charges (\$3,575)
- (4,105) Decrease in rental of County equipment due to rate reductions.
 - 1,030 Increase in communications due to additional radios.
 - (250) Decrease in rental and leases to reflect projected expenditures.
 - (250) Decrease in the maintenance of automotive equipment to reflect projected expenditures.
- Materials & Supplies \$862
- 550 Increase in the purchase of uncapitalized equipment.
 - 223 Increase in gas, oil, and lubricants to reflect projected consumption.
 - 89 Increase in clothing and wearing apparel to reflect projected expenditures.
- Capital Outlay \$72,197
- 50,722 Backhoe/loader.
 - 20,475 One 1/4 Ton pickup truck.
 - 1,000 Wheel saw.

Less Charges

(\$73,307)

(73,307) Increase in less charges to reflect additional activity.

TOTAL INCREASE -

\$15,358

DESIRED IMPACT:

To build utility construction projects in-house which would normally be contracted out at a much higher cost.
Also, to assist other Utilities' divisions during emergency situations, such as flooding, etc.

OPERATIONAL GOALS AND PROGRAMS:

To successfully complete construction of the following projects:

1. Westwood Estates water main.
2. Paradise Lakes water main.
3. Bishop McLaughlin School water main.
4. Centennial Estates water main.
5. Kenyon Marine water main extension.

PROJECTS COMPLETED DURING FISCAL YEAR 2002:

1. US 41 - 12" force main relocation.
2. US 41 - 8" force main removal.
3. US 41 - 16" water main relocation.
4. US 19 - Holiday to Forest Hills force main diversion.
5. Adell Gardens water system.
6. Remington Steakhouse water main extension.
7. Handcart Road effluent main adjustment.
8. Bailey's Bluff water system upgrade.

DEPARTMENT UTILITIES SERVICES
DIVISION WATER OPERATIONS AND MAINTENANCE
ACCOUNT(S) B401-750100 B401-750140 B401-750200

REVENUES:	<u>'01 Budget</u>	<u>'02 Budget</u>	<u>'03 Budget</u>
Impact Fees (Water)	1,118,551	1,500,000	1,750,000
Water Sales	<u>14,085,163</u>	<u>15,582,504</u>	<u>16,774,686</u>
TOTAL	15,203,714	17,082,504	18,524,686
APPROPRIATIONS:			
Personal Services	1,672,220	1,845,431	2,177,051
Other Services & Charges	9,672,302	10,912,260	12,661,965
Materials & Supplies	460,944	711,495	656,814
Capital Outlay	<u>143,250</u>	<u>454,209</u>	<u>223,400</u>
TOTAL	11,948,716	13,923,395	15,719,230
Positions	51	55	65

The Fiscal Year 2003 Budget reflects an increase of 12.9% due primarily to additional expenditures for Tampa Bay Water Authority, and ten new positions, offset by a decrease in capital outlay expenditures.

BUDGET VARIANCES:

- Personal Services \$331,620
 - 120,215 Increase in salaries, wages, and mandated benefit costs due to the addition of four Utility Worker I and three Utility Worker III positions for nine months.
 - 66,045 Increase in salaries, wages, and mandated benefit costs due to the addition of three Utility Worker I positions for twelve months.
 - 50,516 Increase in salaries, wages, and mandated benefit costs due to annual merit pay adjustments.
 - 40,366 Increase in salaries, wages, and mandated benefit costs due to filling four positions for a twelve month period versus a nine month period in Fiscal Year 2002.
 - 28,383 Increase in group insurance due to an increase in County contribution to employee premiums.
 - 18,785 Increase in emergency call out and related benefits.
 - 9,001 Increase in overtime and related benefits.
 - (5,994) Decrease in salaries, wages, and mandated benefit costs due to filling five positions at rates less than previously budgeted.
 - 4,346 Increase in standby pay and related benefits.
 - (3,623) Decrease in retirement due to changes in retirement rates.
 - 3,580 Increase in salaries, wages, and mandated benefit costs due to filling five positions at rates greater than previously budgeted.

- Other Services & Charges \$1,749,705
 - 1,706,975 Increase in purchased water from Tampa Bay Water to reflect projected expenditures.
 - 109,974 Increase in rental of County equipment due to additional equipment.
 - (81,000) Decrease in professional services due to a decrease in consultant services, copper/ICR reports, permit compliance, and water quality compliance.

Other Services & Charges - continued:

- 50,671 Increase in other contracted services to account for payments for environmental monitoring, repairing collapsed wells, and completion of numerous projects.
- (21,166) Decrease in utilities-electric to reflect projected consumption and rates.
- (12,376) Decrease in purchased water to reflect projected consumption and rates.
- (12,156) Decrease in maintenance of other equipment to reflect a reduction in costs for pump and chlorinator repairs.
- 8,289 Increase in insurance and bonds to reflect actual allocation of costs.
- (3,000) Decrease in utilities-waste disposal to reflect a reduction in projected activity.
- 1,947 Increase in travel and per diem for licensed operator renewal training.
- 1,830 Increase in commissions, fees, and costs for various permit modification increases and renewal of licenses for plant operators.
- (1,684) Decrease in communications to reflect projected rates and activity.
- 1,680 Increase in printing and binding to reflect projected expenditures.
- (315) Decrease in education and training for a number of employees requiring confined space and trench safety programs.
- 156 Increase in medical expenses to reflect projected expenditures.
- (100) Decrease in maintenance of automotive equipment to reflect projected expenditures.
- (20) Decrease in rental and leases to reflect projected expenditures.

Materials & Supplies

(\$54,681)

- (109,833) Decrease in chemicals due primarily to decreased usage of sodium hypochlorite.
- 47,000 Increase in materials for maintenance due to the purchase of reuse meters and dual check valves, offset by a decrease in meters and meter boxes.
- 7,741 Increase in gas, oil and lubricants to reflect projected consumption and three additional vehicles.
- (5,250) Decrease in the purchase of uncapitalized equipment.
- 1,811 Increase in clothing and wearing apparel due to additional personnel.
- 1,700 Increase in the purchase of tools and implements due to additional personnel.
- 1,700 Increase in operating supplies to reflect projected consumption.
- 440 Increase in the purchase of books.
- 10 Increase in the number of memberships.

Capital Outlay

(\$230,809)

- 75,000 Three 3/4 ton trucks with utility bodies.
- 75,000 Radio telemetry for eleven well sites.
- 18,000 Field analytical equipment.
- 17,000 Diesel generator.
- 14,000 Security access gate system.
- 5,000 Two dissolved oxygen temperature meters.
- 5,000 Two field chemistry units.
- 4,600 Vibratory plate compactor.
- 4,500 Three vehicle radios.
- 3,000 PVC locator.
- 2,300 Pipe and cable locator.

TOTAL INCREASE -

\$1,795,835

DESIRED IMPACT:

To meet potable water needs of Pasco County utility customers in accordance with quality and quantity regulations. Maintain and repair the water distribution and reclaimed water system to ensure uninterrupted service to utility customers.

OPERATIONAL GOALS AND PROGRAMS:

To optimize facility operations through continuing maintenance programs, relocation of above ground water meters to below ground, and an ongoing maintenance program of fire hydrants and backflow prevention service. To maximize reclaimed water distribution to residential customers. Significant efforts are required to accommodate changes in the quality and quantity of water received from Tampa Bay Water. In 2002, Tampa Bay Water changed the water treatment process to include a chloramination system. Our goal will be to change water treatment at the Pasco One Center and the isolation of the system to accommodate chloraminated water with the interties.

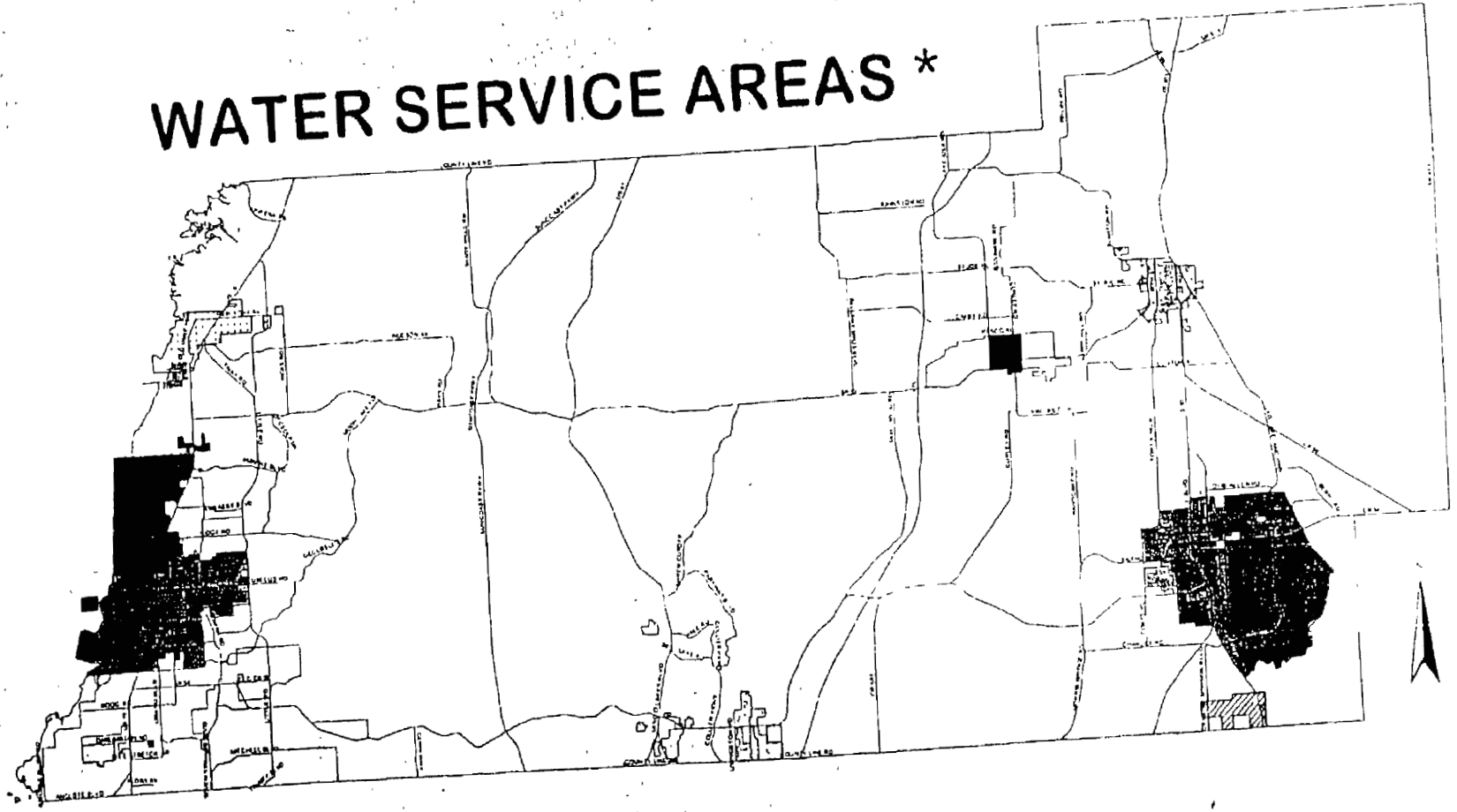
MAJOR ACCOMPLISHMENTS DURING FISCAL YEAR 2002:

Provided peak daily flow of approximately 25.2 million gallons of water per day with an annual average daily flow of 18.5 million gallons per day.

LEVEL OF SERVICE:

	<u>Actual FY '01</u>	<u>Estimated FY '02</u>	<u>Projected FY '03</u>
Water customers	58,687	62,208	65,940
Water consumption (millions of gallons annually)	5,787	5,500	5,600
Miles of water mains	1,195	1,204	1,212
Number of fire hydrants	2,780	2,904	3,006












WATER SERVICE AREAS *



LEGEND

 PASCO COUNTY UTILITIES SERVICE AREA

* Pasco County does not currently serve all areas depicted. Expansion into unserved areas will depend on land use, density and proximity.

- | | | | |
|---|-----------------------|---|-----------------------|
|  | ALOHA UTILITIES |  | PASCO UTILITIES INC. |
|  | C.S. WATER COMPANY |  | PORT RICHEY |
|  | DADE CITY UTILITIES |  | SAN ANTONIO UTILITIES |
|  | HUDSON WATER WORKS |  | ST. LEO UTILITIES |
|  | MADD HATTER UTILITIES |  | ZEPHYRHILLS UTILITIES |
|  | NEW PORT RICHEY | | |

DEPARTMENT UTILITIES SERVICES
DIVISION ENVIRONMENTAL LAB
ACCOUNT(S) B401-750700

REVENUES:	'01 Budget	'02 Budget	'03 Budget
Laboratory Fees	115,000	120,000	125,000
APPROPRIATIONS:			
Personal Services	286,709	320,192	344,471
Other Services & Charges	128,413	132,597	139,416
Materials & Supplies	78,326	79,305	87,132
Capital Outlay	11,000	15,500	41,025
TOTAL	504,448	547,594	612,044
Positions	8	9	9

The Fiscal Year 2003 Budget reflects an increase of 11.8% due primarily to an increase in capital outlay and annual merit pay adjustments and mandated benefit costs.

BUDGET VARIANCES:

Personal Services	\$24,279	
12,286	Increase in salaries, wages, and mandated benefit costs due to annual merit pay adjustments.	
7,622	Increase in salaries, wages, and mandated benefit costs due to filling a Laboratory Assistant position for a twelve month period versus a nine month period in Fiscal Year 2002.	
4,545	Increase in group insurance due to an increase in County contribution to employee premiums.	
(504)	Decrease in retirement due to changes in retirement rates.	
330	Increase in overtime and related benefits.	
Other Services & Charges	\$6,819	
5,826	Increase in maintenance of other equipment to reflect an increase in maintenance costs on existing equipment and new software support for the Laboratory Information Management System (LIMS).	
2,147	Increase in other contracted services to reflect projected expenditures.	
(1,083)	Decrease in commissions, fees, and costs for reduction in certification renewal.	
425	Increase in utilities-electric to reflect projected consumption and rates.	
(269)	Decrease in printing and binding to reflect projected expenditures.	
(200)	Decrease in rental and leases to reflect projected expenditures.	
(187)	Decrease in rental of County equipment due to rate reductions.	
150	Increase in travel and per diem to reflect projected expenditures.	
10	Miscellaneous increases.	

Materials & Supplies

\$7,827

- 6,795 Increase in the purchase of software and related components for an upgrade to the Laboratory Information Management System (LIMS).
- 1,000 Increase in materials for maintenance to reflect projected expenditures.
- 805 Increase in the purchase of uncapitalized equipment.
- (375) Decrease in gas, oil, and lubricants to reflect projected consumption.
- (350) Decrease in the purchase of periodicals and subscriptions.
- (80) Decrease in the purchase of books.
- 50 Increase in institutional supplies to reflect projected expenditures.
- (50) Decrease in the purchase of safety markings and devices.
- 27 Increase in clothing and wearing apparel to reflect projected expenditures.
- 5 Increase in memberships to reflect fee increases.

Capital Outlay

\$25,525

- 22,000 Twenty-two well wizard pump systems.
- 12,000 Hydrolab surveyor with multi-probe.
- 3,750 Components for auto analyzer.
- 2,300 Upgrade utility truck to 1/2 ton pickup truck.
- 975 Truck topper.

TOTAL INCREASE -

\$64,450

DESIRED IMPACT:

To provide analytical and laboratory services for Pasco County water and wastewater utilities and the Pasco County Solid Waste System to generate revenue through outside work.

OPERATIONAL GOALS AND PROGRAMS:

To help reduce outside contracted testing of water, provide analytical reports of results, and provide additional outside services to the public customer.

MAJOR ACCOMPLISHMENTS DURING FISCAL YEAR 2002:

1. Maintain laboratory certification-ongoing.
2. Compliance monitoring for reuse projects-ongoing.
3. Complete Phases 2 and 3 of the pilot project for the Leachate Management Facility.
4. Tampa Bay Water-Starkey project-ongoing.
5. Tampa Bay Water-pilot for drinking water.
6. Wetlands project-ongoing.
7. Maintain compliance for water, wastewater, and solid waste.
8. Compliance monitoring for industrial pretreatment program-ongoing.

LEVEL OF SERVICE:

BK 5
(pg 15 of 32)

Testing:

Coliform	=	6,500 per year	pH, Condition	=	3,000 per year
Fecal	=	10,000 per year	Alkalinity	=	500 per year
Nitrates	=	22,000 per year	TOC	=	1,000 per year
CBOD	=	20,000 per year	COD	=	250 per year
Metals	=	40,000 per year	TP	=	1,100 per year
Nitrites	=	22,000 per year	PO ⁴	=	500 per year
TSS	=	21,000 per year	NH ³ -N	=	2,500 per year
TDS	=	3,000 per year	TKN	=	1,200 per year
Sulfate	=	3,000 per year	Miscellaneous	=	500 per year

DEPARTMENT UTILITIES SERVICES
DIVISION SEWER OPERATIONS AND MAINTENANCE
ACCOUNT(S) B401-751000 B401-751100 B401-751300

REVENUES:	'01 Budget	'02 Budget	'03 Budget
Impact Fees (Sewer)	4,150,000	4,750,000	5,500,000
Sewer Sales	20,487,330	21,845,252	22,470,926
TOTAL	24,637,330	26,595,252	27,970,926

APPROPRIATIONS:

Personal Services	3,032,990	3,316,279	3,552,408
Other Services & Charges	4,064,818	4,129,235	4,220,741
Materials & Supplies	803,499	828,927	1,041,515
Capital Outlay	220,000	180,449	170,001
	8,121,307	8,454,890	8,984,665
Less Charges	(137,800)	(138,840)	(140,920)
TOTAL	7,983,507	8,316,050	8,843,745
Positions	85	87	89

The Fiscal Year 2003 Budget reflects an increase of 6.3% due primarily to the purchase of chemicals, and an increase in annual merit pay adjustments and mandated benefit costs.

BUDGET VARIANCES:

Personal Services	\$236,129
93,553	Increase in salaries, wages, and mandated benefit costs due to annual merit pay adjustments.
43,935	Increase in group insurance due to an increase in County contribution to employee premiums.
40,464	Increase in salaries, wages, and mandated benefit costs due to the addition of a Utility Worker III position and a Grease Compliance Inspector position for nine months, for the grease facility.
21,508	Increase in standby pay and related benefits.
18,703	Increase in salaries, wages, and mandated benefit costs due to filling two positions for a twelve-month period versus a nine-month period in Fiscal Year 2002.
17,183	Increase in salaries, wages, and mandated benefit costs due to filling six positions at rates greater than previously budgeted.
(10,651)	Decrease in salaries, wages, and mandated benefit costs due to filling five positions at rates less than previously budgeted.
9,689	Increase in emergency call out pay and related benefits.
7,896	Increase in overtime and related benefits.
(6,846)	Decrease in retirement due to changes in retirement rates.
695	Increase in shift differential pay and related benefits.

Other Services & Charges \$91,506

- 87,266 Increase in maintenance of other equipment to reflect an increase in maintenance costs on existing equipment.
- 58,899 Increase in rental of County equipment due to additional equipment at the Grease facility.
- (53,851) Decrease in utilities-waste disposal due to a reduction in treatment charges.
- (51,689) Decrease in utilities-electric to reflect projected consumption and rates.
- 19,241 Increase in other contracted services to account for meter calibration at the new Grease facility, effluent ground water testing.
- 10,062 Increase in laundry and dry cleaning for sewer maintenance workers.
- 6,983 Increase in insurance and bonds to reflect actual allocation of costs.
- 5,478 Increase in communications due to additional radios.
- 3,105 Increase in education and training for Plant Operator certifications.
- 2,740 Increase in printing and binding due to the addition of the new Grease facility program flyers.
- 2,000 Increase in rental and leases for rental of emergency pumps.
- (1,785) Decrease in commissions, fees, and costs for minor modification permits, offset by an increase in air permits.
- 1,000 Increase in maintenance of automotive equipment to reflect projected expenditures.
 - 901 Increase in travel and per diem to provide training for oil and grease workshops.
 - 585 Increase in utilities-water to supply potable water for the new Grease facility.
 - 300 Increase in purchased water to reflect projected expenditures.
 - 271 Increase in medical expenses for additional personnel.

Materials & Supplies \$212,588

- 175,306 Increase in chemicals due to increased usage of sodium hypochlorite.
- 18,500 Increase in materials for maintenance due to the new Grease facility.
- 17,762 Increase in gas, oil, and lubricants due to additional equipment.
- 6,395 Increase in the purchase of software and related component upgrades.
- (4,086) Decrease in the purchase of uncapitalized equipment.
- (2,925) Decrease in operating supplies to reflect projected consumption.
- 1,250 Increase in the purchase of tools and implements for additional personnel.
- 1,061 Increase in clothing and wearing apparel for additional personnel and to reflect projected expenditures.
- (700) Decrease in the purchase of safety markings and devices.
 - 40 Increase in the number of memberships.
 - (15) Decrease in the purchase of maps and charts.

Capital Outlay (\$10,448)

- 44,000 Two 35 yard cake sludge transport trailers.
- 35,000 Generator.
- 25,000 Biofiltration system.
- 16,000 Forklift.
- 14,301 1/4 ton pickup truck.
- 6,000 Vacuum pump and filter manifold.
- 5,000 Dissolved oxygen meter.
- 4,500 Two hydro ranger level controllers.
- 4,000 Four vibratory dump systems.
- 3,900 Portable lighting system.
- 3,500 Storage shed.
- 3,500 Flow meter.
- 2,500 Ductile pipe tongs.
- 2,000 Two pressure washers.
- 800 Laboratory refrigerator.

Less Charges

(\$2,080)

(2,080) Increase in less charges to reflect additional activity.

TOTAL INCREASE -

\$527,695

DESIRED IMPACT:

To maintain and repair wastewater collection systems, pump stations, and lift stations.

OPERATIONAL GOALS AND PROGRAMS:

The continuing maintenance of slip-line programs will rejuvenate failing and aging collection systems. Complete and implement a computer-based atlas of the sanitary sewer collection system.

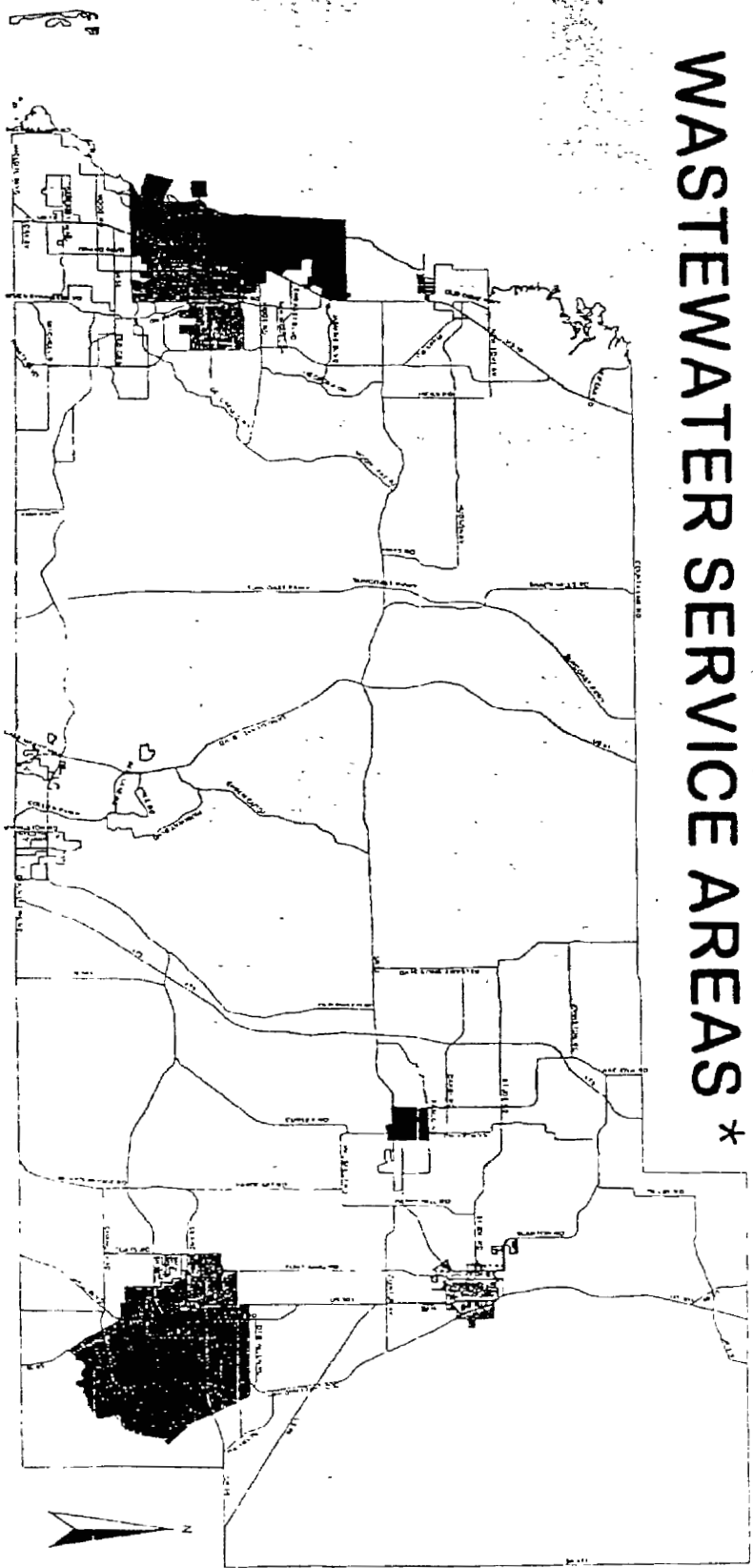
MAJOR ACCOMPLISHMENTS DURING FISCAL YEAR 2002:

Processed record amounts of wastewater for use as reclaimed water, thereby offsetting potable water demand.


LEVEL OF SERVICE:

	<u>Actual FY '01</u>	<u>Estimated FY '02</u>	<u>Projected FY '03</u>
Sewer customers	47,310	50,148	53,160
Sewage treated (millions of gallons per day)	13.11	13.90	14.70
Wastewater treatment plants capacity (millions of gallons per day)	18.56	18.56	20.92









WASTEWATER SERVICE AREAS *



LEGEND

 PASCO COUNTY UTILITIES
 SERVICE AREA

* Pasco County does not currently serve all areas depicted.
 Expansion into unserved areas will depend on land use,
 density and proximity.

OTHER WASTEWATER SERVICE AREAS
 ALOHA UTILITIES
 DADE CITY UTILITIES
 HUDSON UTILITIES
 MAADD HATTER UTILITIES
 NEW PORT RICHEY
 PASCO UTILITIES, INC.
 PORT RICHEY
 ST. LEO UTILITIES
 SAN ANTONIO UTILITIES
 ZEPHYRHILLS UTILITIES

DEPARTMENT UTILITIES SERVICES
DIVISION SLUDGE PROCESSING FACILITY
ACCOUNT(S) B401-751200

REVENUES:	'01 Budget	'02 Budget	'03 Budget
Sludge Processing Fees	1,043,029	1,076,300	1,115,000
APPROPRIATIONS:			
Personal Services	132,511	138,490	153,058
Other Services & Charges	479,889	493,570	622,488
Materials & Supplies	497,351	623,687	651,998
Capital Outlay	3,100	130,986	1,000
TOTAL	1,112,851	1,386,733	1,428,544
Positions	4	4	5

The Fiscal Year 2003 Budget reflects an increase of 3% due primarily to an increase in sludge hauling and spreading costs, offset by a decrease in capital outlay expenditures.

BUDGET VARIANCES:

Personal Services	\$14,568	
23,598	Increase in salaries, wages, and mandated benefit costs due to the addition of a Plant Operator position for nine months.	
(16,712)	Decrease in overtime and related benefits.	
4,920	Increase in salaries, wages, and mandated benefit costs due to annual merit pay adjustments.	
2,020	Increase in group insurance due to an increase in County contribution to employee premiums.	
958	Increase in salaries, wages, and mandated benefit costs due to filling a Utility Worker I position at a rate higher than previously budgeted.	
(216)	Decrease in retirement due to changes in retirement rates.	
Other Services & Charges	\$128,918	
90,625	Increase in other contracted services for sludge hauling and spreading.	
32,206	Increase in rental of County equipment due to rate increases.	
3,750	Increase in rental and leases for emergency rental of semi-tractor cabs.	
1,125	Increase in commissions, fees, and costs for assessment fees, permit modifications, and license certification for a Plant Operator.	
936	Increase in laundry and dry cleaning for sludge Plant Operators.	
596	Increase in printing and binding to reflect projected expenditures.	
(299)	Decrease in utilities-electric to reflect projected consumption and rates.	
(60)	Decrease in communications to reflect projected rates and activity.	
32	Increase in medical expenses to reflect projected expenditures.	
7	Miscellaneous increases.	
Materials & Supplies	\$28,311	
15,750	Increase in materials for maintenance to reflect projected expenditures.	
12,020	Increase in chemicals to reflect increased usage of lime and polymer.	
310	Increase in gas, oil, and lubricants to reflect projected consumption.	
231	Increase in clothing and wearing apparel due to additional personnel.	

Capital Outlay (\$129,986)
1,000 Welding machine.

TOTAL INCREASE - \$41,811

DESIRED IMPACT:

To benefit the County by the elimination of land disposal of untreated sludge and septage materials.

OPERATIONAL GOALS AND PROGRAMS:

To operate and maintain the Sludge Processing Facility in the most cost-effective and beneficial manner.

MAJOR ACCOMPLISHMENTS DURING FISCAL YEAR 2002:

Completed major overhaul of Shady Hills residuals management facility allowing for more efficient operation.

LEVEL OF SERVICE:

	<u>Actual FY '01</u>	<u>Estimated FY '02</u>	<u>Projected FY '03</u>
Gallons of sludge processed	32,323,000	35,000,000	37,100,000

DEPARTMENT UTILITIES SERVICES
DIVISION WATER AND WASTEWATER INFRASTRUCTURE REPAIRS
ACCOUNT(S) B401-824101 B401-824102

APPROPRIATIONS:	'01 Budget	'02 Budget	'03 Budget
Other Services & Charges	495,700	379,000	977,000
Materials & Supplies	167,118	278,160	372,848
TOTAL	662,818	657,160	1,349,848

The Fiscal Year 2003 Budget reflects an increase of 105.4% due primarily to the replacement of filters at various wastewater treatment plants and the replacement and repair of five lift stations.

BUDGET VARIANCES:

- Other Services & Charges \$598,000
 - 678,000 Increase in other contracted services due to the replacement of filters at various wastewater treatment plants and the replacement and repair of five lift stations.
 - (80,000) Decrease in maintenance of other equipment due to the acquisition of new equipment with warranty.
- Materials & Supplies \$94,688
 - 94,688 Increase in materials for maintenance to reflect projected expenditures.

TOTAL INCREASE - \$692,688

DESIRED IMPACT:

To maintain and repair the water and wastewater systems to ensure uninterrupted service to utility customers.

OPERATIONAL GOALS AND PROGRAMS:

To optimize facility operations through continuing maintenance programs.



DEPARTMENT UTILITIES SERVICES
DIVISION UTILITIES FISCAL & CUSTOMER SERVICES
ACCOUNT(S) B401-750600

APPROPRIATIONS:

	<u>'01 Budget</u>	<u>'02 Budget</u>	<u>'03 Budget</u>
Personal Services	1,220,999	1,315,437	1,397,354
Other Services & Charges	314,651	329,788	641,454
Materials & Supplies	259,727	254,607	294,451
Capital Outlay		33,166	110,938
Indirect Costs	<u>1,211,887</u>	<u>1,211,887</u>	<u>1,211,887</u>
TOTAL	3,007,264	3,144,885	3,656,084
Positions	39.6	40.6	41.6

The Fiscal Year 2003 Budget reflects an increase of 16.3% due primarily to an increase in insurance and bonds to cover the boiler and various machinery, and a rate study.

BUDGET VARIANCES:

Personal Services	\$81,917
33,729	Increase in salaries, wages, and mandated benefit costs due to annual merit pay adjustments.
30,795	Increase in salaries, wages, and mandated benefit costs due to the addition of one Accountant II position for nine months.
20,503	Increase in group insurance due to an increase in County contribution to employee premiums.
10,603	Increase in salaries, wages, and mandated benefit costs due to filling a position for a twelve month period versus a nine month period in Fiscal Year 2002.
(9,111)	Decrease in salaries, wages, and mandated benefit costs due to the addition of a Project Clerk position and the deletion of a Customer Service Specialist II position in Fiscal Year 2002.
(4,117)	Decrease in salaries, wages, and mandated benefit costs due to filling two positions at rates less than previously budgeted.
(2,035)	Decrease in retirement due to changes in retirement rates.
920	Increase in salaries, wages, and mandated benefit costs due to filling one position at a rate greater than previously budgeted.
630	Increase in overtime and related benefits.
Other Services & Charges	\$311,666
221,613	Increase in insurance and bonds to cover the boiler and various machinery.
80,000	Increase in professional services to account for a rate study.
6,572	Increase in utilities-electric to reflect projected consumption and rates.
4,750	Increase in other contracted services to reflect projected expenditures.
(2,233)	Decrease in maintenance of other equipment to reflect a reduction in maintenance costs on existing equipment.
1,649	Increase in printing and binding to reflect projected expenditures.
1,120	Increase in rental and leases for rental of postal box and letter opener.
(1,000)	Decrease in advertising expenses to reflect projected expenditures.
(468)	Decrease in rental of County equipment due to rate reductions.
(400)	Decrease in maintenance of automotive equipment to reflect projected expenditures.
200	Increase in promotional activities to reflect projected expenditures.

Other Services & Charges - continued:

- (150) Decrease in maintenance of office equipment to reflect a reduction in maintenance costs on existing equipment.
- 13 Miscellaneous increases.

Materials & Supplies \$39,844

- 38,744 Increase in postage to reflect projected expenditures.
- 1,098 Increase in duplicating expenses to reflect projected activity.
- 1,026 Increase in operating supplies to reflect projected consumption.
- (998) Decrease in the purchase of uncapitalized equipment.
- (678) Decrease in gas, oil, and lubricants to reflect projected consumption.
- 322 Increase in clothing and wearing apparel to reflect projected expenditures.
- 250 Increase in the purchase of photo supplies.
- 80 Increase in institutional supplies to reflect projected expenditures.

Capital Outlay \$77,772

- 110,000 Mailing stuffer.
- 938 Mobile radio.

Indirect Costs \$0

No change in indirect costs.

TOTAL INCREASE - \$511,199

DESIRED IMPACT:

To provide financial and operational services to the customers of Pasco County Utilities.

OPERATIONAL GOALS AND PROGRAMS:

To coordinate and administer the water and sewer rates and continue to improve processes that will enhance services for the customers of Pasco County Utilities. To manage the Street Lighting Assessment Program.

DEPARTMENT UTILITIES SERVICES
DIVISION WATER & SEWER CAPITAL
ACCOUNT(S) B401-823001 B401-823002 B401-824001
B401-824100

APPROPRIATIONS:	<u>'01 Budget</u>	<u>'02 Budget</u>	<u>'03 Budget</u>
Capital Outlay	<u>35,309,630</u>	<u>61,967,672</u>	<u>49,600,540</u>
TOTAL	35,309,630	61,967,672	49,600,540

The Fiscal Year 2003 Budget reflects a decrease of 20.0% due primarily to a decrease in the scope of projects planned for Fiscal Year 2003.

Capital Outlay

SCHEDULED PROJECTS:

Sewer Projects:

5,983,440	Miscellaneous improvements (system-wide).
4,021,964	Southeast wastewater treatment plants (WWTP) expansion.
1,468,415	Lacoochee WWTP (new).
1,244,060	SR 52 force main (McKendree Road to Lake Jovita).
1,116,072	Southwest master pump station.
755,550	CR 581/SR 56 to SR 54 force main.
472,500	US 41 north collection system.
362,250	Pine Ridge master pump station upgrade.
333,500	Northwest percolation pond expansion.
328,854	Hicks Road force main.
207,000	SR 54 force main replacement (Handcart Road to Ryals Road).
203,550	River Ridge pump station and force main upgrades.
195,500	Chancey Road master pump station.
193,292	Wells Road/Boyette Road force main.
113,850	Plathe Road force main.
97,750	Timber Oaks lift station replacement.
77,625	Hudson Avenue force main upgrade.
<u>17,250</u>	Hudson master pump station rehabilitation.
17,192,422	Subtotal: Sewer Projects

Reclaimed Water Projects:

3,052,031	West Central interconnect.
<u>703,800</u>	Embassy Hills effluent pump station upgrade.
3,755,831	Subtotal: Reclaimed Water Projects

Water Projects:

2,750,425	Southwest water treatment plant.
1,390,430	Miscellaneous improvements (system-wide).
869,400	SR 52 water main to Lake Jovita.
626,057	Northwest booster pump station.
536,475	One Pasco Center booster station.
496,800	Zephyrhills Bypass West water main.
485,156	East Road water main.
<u>150,000</u>	Florida Estates distribution system.

7,304,743 Subtotal: Water Projects

Future Capital Projects:

19,697,544	Improvements other than buildings.
1,500,000	Reserves for future construction projects.
<u>150,000</u>	Reserves for uncapitalized equipment.

21,347,544 Subtotal: Future Capital Projects

TOTAL DECREASE - (\$12,367,132)

DESIRED IMPACT:

To provide adequate, environmentally-sound, cost-effective, and efficient water and wastewater services to existing and new system customers.

OPERATIONAL GOALS AND PROGRAMS:

Design and construction of water and wastewater treatment plants, lift stations, water and sewer mains, and reclaimed water facilities are the major goals of these sections.

To achieve the optimum balance among water and wastewater plant capacity, service demand, and applicable state and federal regulations.

Capital projects are funded from new growth through impact fees, as well as portions of interest earnings.

DEPARTMENT UTILITIES SERVICES
DIVISION WATER & SEWER OTHER
ACCOUNT(S) B401-Various

APPROPRIATIONS:

	<u>'01 Budget</u>	<u>'02 Budget</u>	<u>'03 Budget</u>
Reserves	28,052,633	21,623,404	35,325,420
Other Nonoperating	8,408,619	8,617,010	9,037,742
TOTAL	36,461,252	30,240,414	44,363,162

The Fiscal Year 2003 Budget reflects an increase of 46.7% due primarily to an increase in reserves.

BUDGET VARIANCES:

Reserves	\$13,702,016
15,475,677	Increase in reserves - contingencies.
(1,773,661)	Decrease in restricted reserves.
Other Nonoperating	\$420,732
255,732	Increase in depreciation expense to reflect projected expenditures.
165,000	Increase in bad debts expense.
TOTAL INCREASE -	\$14,122,748

DESIRED IMPACT:

To provide the ability to replace plant and equipment and for any unforeseen financial needs through the funding of reserves. The reserve for contingencies will be used as the Florida Department of Environmental Protection mandates construction projects, and for projects as defined by the Utilities Capital Improvement Plan.

UTILITIES CAPITAL IMPROVEMENT PLAN DESCRIPTION OF FUNDING SOURCES

The Utilities Capital Improvement Plan represents the expenditures for Pasco County's water and wastewater system capacity expansions. In addition to providing adequate capacity in advance of projected future demands it is also necessary to avoid constructing excess capacity which will go unused. The Utilities Service Branch expects to fund capital improvements through water and sewer impact fees, grant funding, developer-dedicated funds, and available excess operating revenues.

A description of the revenues, characteristics, and restrictions follow:

- Water and sewer impact fees represent an assessment to provide sufficient water and sewer capacity to meet the additional demand for service resulting from development. Impact fees may not be expended to correct existing deficiencies or renewal and replacement.

- Developer-dedicated funding results from either impact fee credits or cash payments to developers. In return for the impact fee credits or cash reimbursement, the developer agrees to fund construction of oversized capacity of additional facilities which meet County specifications. Agreements with developers specify the location and type of facility to be constructed. County development codes also require the construction and extension of facilities that are dedicated to the water and wastewater system.

The excess of operating revenues over operating and maintenance expenditures, after meeting the requirements of all bond covenants, can be expended for new construction and renewal and replacement of existing water and sewer facilities.

WATER AND SEWER CAPITAL IMPROVEMENT PROJECTS FOR FISCAL YEARS 2003 THROUGH 2007

	Prior Years	2003 Budget	2004 Budget	2005 Budget	2006 Budget	2007 Budget	Total Estimated Cost
SEWER PROJECTS							
Cecelia Drive Force Main & Pump Station Upgrade				202,630			202,630
Chancey Road Master Pump Station		195,500					195,500
Chancey Road Water Main					372,600		372,600
County Line Road Force Main						465,750	465,750
CR 581 Force Main - SR 56 to SR 54	98,325	755,550					853,875
Deer Park Reuse Pump Station Upgrade					280,600		280,600
Hale Road Force Main					248,400		248,400
Hicks Road Force Main		328,854					328,854
Hudson Avenue Force Main Upgrade		77,625					77,625
Hudson Master Pump Station Rehabilitation		17,250					17,250
Lacoochee WWTP (New)	21,478	1,468,415					1,489,893
McKendree Road Pump Station to Lake Jovita Force Main	160,090	1,244,060					1,404,150
Mitchell Bypass Force Main & Pump Station					383,272		383,272
Northwest Percolation Pond Expansion		333,500					333,500
Odessa Subregional WWTP Expansion			10,649,000				10,649,000
Old Pasco Road Force Main						587,420	587,420
Pine Ridge Master Pump Station Upgrade		362,250					362,250
Plathe Road Force Main		113,850					113,850
River Ridge Pump Station/Force Main Upgrades		203,550					203,550
Rowan Road Master Pump Station				172,500			172,500
SR 54 Force Main from Trinity to Gunn Highway				248,400			248,400
SR 54 Force Main Replacement		207,000					207,000
Shady Hills Road North Force Main & Pump Station				664,844			664,844
Southeast WWTP Expansion	738,037	4,021,964					4,760,001
Southwest Master Pump Station		1,116,072					1,116,072
Timber Oaks Lift Station Replacement		97,750					97,750
Trouble Creek Road Force Main Diversion				119,232			119,232
US 41 North Collection System	70,875	472,500					543,375
Wells Road/Boyette Road Force Main		193,292					193,292
Wire Road Interim WWTP and Force Main						354,660	354,660
Miscellaneous Sewer System Improvements	2,591,720	5,983,440	200,000	200,000	200,000	200,000	9,375,160
Subtotal-Sewer Projects	3,680,525	17,192,422	10,849,000	1,607,606	1,484,872	1,607,830	36,422,255

	Prior Years	2003 Budget	2004 Budget	2005 Budget	2006 Budget	2007 Budget	Total Estimated Cost
RECLAIMED WATER PROJECTS							
Decubellis Road Reclaimed Water Main						430,100	430,100
Embassy Hills Effluent Pump Station Upgrade		703,800					703,800
Odessa/Land O' Lakes Reclaimed Transmission Main							
Old Pasco Road Reuse Main					582,188		582,188
West Central Reuse Interconnect	2,172,075	3,052,031			853,875		6,077,981
Subtotal-Reclaimed Water Projects	2,172,075	3,755,831			1,436,063	430,100	7,794,069

WATER PROJECTS

Anclote Road Water Main Loop			616,998				616,998
County Line Road Water Main to Suncoast Parkway						680,789	680,789
CR 577 Water Main Extension			326,232				326,232
CR 581 Water Main				755,550			755,550
East Road Water Main		485,156					485,156
Florida Estates Distribution System Replacement	251,850	150,000					401,850
Handcart Road Water Main			226,872				226,872
Mitchell Bypass Water Main					299,736		299,736
Moog Road Water Main				164,220			164,220
Northwest Booster Pump Station		626,057					626,057
One Pasco Center Booster Station		536,475					536,475
Overpass Road to Boyette Road Water Main				344,310			344,310
Peace Boulevard Water Main				523,969			523,969
River Crossing to River Ridge Water Main					289,524		289,524
Shady Hills Road Water Main				595,470			595,470
SR 52 Water Main to Lake Jovita Development		869,400					869,400
Southwest Booster Pump Station						695,057	695,057
Southwest WTP	111,131	2,750,425					2,861,556
Zephyrhills Bypass West Water Main		496,800					496,800
Miscellaneous Water System Improvements	275,000	1,390,430	150,000	150,000	150,000	150,000	2,265,430
Subtotal-Water Projects	637,981	7,304,743	1,320,102	2,533,519	739,260	1,525,846	14,061,451

UTILITY LINE RELOCATIONS

Sewer Lines

SR 52 Utility Adjustments (Shady Hills Road)				574,425			574,425
SR 52 Utility Adjustments (US 41)					328,469		328,469

	Prior Years	2003 Budget	2004 Budget	2005 Budget	2006 Budget	2007 Budget	Total Estimated Cost
SR 52 from Moon Lake Rd. to Shady Hills Road				258,750			258,750
SR 52 from Shady Hills Road to US 41					172,500		172,500
Subtotal-Utilities Line Relocations				833,175	500,969		1,334,144
TOTAL UTILITIES CAPITAL	6,490,581	28,252,996	12,169,102	4,974,300	4,161,164	3,563,776	59,611,919

UTILITY LINE RELOCATIONS CONTINUED:

Water Lines

SR 52 from Moon Lake Rd. to Shady Hills Road
 SR 52 from Shady Hills Road to US 41

Subtotal-Utilities Line Relocations

TOTAL UTILITIES CAPITAL

**BUSINESS-TYPE ACTIVITIES-
ENTERPRISE FUNDS**

	WATER AND SEWER UNIT	SOLID WASTE DISPOSAL AND RESOURCE RECOVERY SYSTEM	TOTALS	GOVERNMENTAL ACTIVITIES- INTERNAL SERVICE FUNDS
ASSETS				
Current assets:				
Cash and cash equivalents:				
Cash	\$ 850	\$ 700	\$ 1,550	\$ 159,351
Equity in pooled cash	32,473,483	4,425,319	36,898,802	7,654,406
Investments	544,400	-	544,400	-
Accrued interest receivable	8,393	-	8,393	-
Accounts receivable, net	4,704,622	2,374,264	7,078,886	153,772
Restricted assets:				
Cash and cash equivalents:				
Equity in pooled cash	50,730,690	6,821,726	57,552,416	-
Investments	-	19,227,609	19,227,609	-
Accrued interest receivable on investments	-	19,092	19,092	-
Due from:				
Other funds	-	-	-	5,559,313
Other governments	626,266	-	626,266	51
Advances to other funds	-	-	-	2,657,976
Inventories	93,944	3,703	97,647	129,364
Other	825	897	1,722	282,066
Total current assets	<u>89,183,473</u>	<u>32,873,310</u>	<u>122,056,783</u>	<u>16,596,299</u>
Noncurrent assets:				
Due from other governments	26,589,667	-	26,589,667	-
Water entitlements	2,321,784	-	2,321,784	-
Capital assets:				
Land	13,116,168	4,736,482	17,852,650	-
Buildings	19,492,580	35,441,611	54,934,191	1,849,798
Improvements other than buildings	276,421,586	108,737,876	385,159,462	1,407,171
Equipment	2,187,584	852,330	3,039,914	29,803,419
Construction in process	9,757,240	18,109	9,775,349	1,872
Less accumulated depreciation	<u>(98,923,655)</u>	<u>(50,208,204)</u>	<u>(149,131,859)</u>	<u>(19,358,311)</u>
Capital assets, net	<u>222,051,503</u>	<u>99,578,204</u>	<u>321,629,707</u>	<u>13,703,949</u>
Total noncurrent assets	<u>250,962,954</u>	<u>99,578,204</u>	<u>350,541,158</u>	<u>13,703,949</u>
Total assets	<u>340,146,427</u>	<u>132,451,514</u>	<u>472,597,941</u>	<u>30,300,248</u>

The notes to the financial statements are an integral part of this statement.

	BUSINESS-TYPE ACTIVITIES- ENTERPRISE FUNDS			GOVERNMENTAL ACTIVITIES- INTERNAL SERVICE FUNDS
	WATER AND SEWER UNIT	SOLID WASTE DISPOSAL AND RESOURCE RECOVERY SYSTEM	TOTALS	
LIABILITIES				
Current liabilities (payable from current assets):				
Vouchers payable	852,168	207,171	1,059,339	258,822
Contracts payable	2,854,940	1,725,422	4,580,362	151,653
Accrued liabilities	168,605	30,549	199,154	7,807,833
Due to other governments	-	11,693	11,693	-
Compensated absences	15,355	7,216	22,571	8,150
Deferred revenue	713,961	-	713,961	-
Total current liabilities (payable from current assets)	4,605,029	1,982,051	6,587,080	8,226,458
Current liabilities (payable from restricted assets):				
Deposits	2,637,845	57,375	2,695,220	-
Interest payable	-	3,363,123	3,363,123	-
Estimated landfill closure costs	-	10,462,148	10,462,148	-
Deferred revenue	-	3,362,946	3,362,946	-
Bonds payable (net of bond discount)	-	8,273,332	8,273,332	-
Total current liabilities (payable from restricted assets)	2,637,845	25,518,924	28,156,769	-
Noncurrent liabilities:				
Compensated absences	755,263	173,542	928,805	108,527
Deferred revenue	29,035,866	-	29,035,866	-
Revenue bonds (net of bond discount)	55,113,839	105,280,148	160,393,987	-
Total noncurrent liabilities	84,904,968	105,453,690	190,358,658	108,527
Total liabilities	92,147,842	132,954,665	225,102,507	8,334,985
NET ASSETS				
Invested in capital assets, net of related debt	166,937,664	(13,975,276)	152,962,388	13,703,949
Restricted	48,092,845	23,387,413	71,480,258	-
Unrestricted	32,968,076	(9,915,288)	23,052,788	8,261,314
Total net assets	\$ 247,998,585	\$ (503,151)	\$ 247,495,434	\$ 21,965,263

**BUSINESS-TYPE ACTIVITIES-
ENTERPRISE FUNDS**

	WATER AND SEWER UNIT	SOLID WASTE DISPOSAL AND RESOURCE RECOVERY SYSTEM	TOTALS	GOVERNMENTAL ACTIVITIES- INTERNAL SERVICE FUNDS
OPERATING REVENUES				
Charges for services	\$ 41,941,740	\$ 28,375,356	\$ 70,317,096	\$ 17,360,319
OPERATING EXPENSES				
Personal services	8,211,585	1,566,746	9,778,331	1,489,436
Contractual services	10,528,950	13,072,814	23,601,764	13,256,730
Materials and supplies	2,054,846	252,773	2,307,619	2,458,063
Heat, light and power	2,944,398	203,332	3,147,730	35,714
Equipment rental and maintenance	1,243,325	467,774	1,711,099	70,399
Communications	40,351	6,008	46,359	5,941
Administrative charge from General Fund	1,211,887	276,409	1,488,296	134,710
Depreciation	9,013,537	3,893,002	12,906,539	2,795,509
Miscellaneous	526,157	469,765	995,922	-
Total operating expenses	<u>35,775,036</u>	<u>20,208,623</u>	<u>55,983,659</u>	<u>20,246,502</u>
Operating income (loss)	<u>6,166,704</u>	<u>8,166,733</u>	<u>14,333,437</u>	<u>(2,886,183)</u>
NONOPERATING REVENUES (EXPENSES)				
Intergovernmental revenue	84,649	43,746	128,395	-
Interest and other earnings	3,334,332	678,872	4,013,204	245,248
Interest and debt service charges	(3,094,357)	(7,262,405)	(10,356,762)	-
Amortization of bond discount (premium)	(3,408)	16,438	13,030	-
Miscellaneous	(196,971)	(1,029)	(198,000)	340,910
Total nonoperating revenues (expenses)	<u>124,245</u>	<u>(6,524,378)</u>	<u>(6,400,133)</u>	<u>586,158</u>
Income (loss) before contributions and transfers	6,290,949	1,642,355	7,933,304	(2,300,025)
Capital contributions	15,094,143	-	15,094,143	784,533
Transfers in	56,991	9,744	66,735	-
Change in net assets	21,442,083	1,652,099	23,094,182	(1,515,492)
Net assets - beginning	<u>226,556,502</u>	<u>(2,155,250)</u>	<u>224,401,252</u>	<u>23,480,755</u>
Net assets - ending	<u>\$ 247,998,585</u>	<u>\$ (503,151)</u>	<u>\$ 247,495,434</u>	<u>\$ 21,965,263</u>

The notes to the financial statements are an integral part of this statement.

**BUSINESS-TYPE ACTIVITIES-
ENTERPRISE FUNDS**

	WATER AND SEWER UNIT	SOLID WASTE DISPOSAL AND RESOURCE RECOVERY SYSTEM	TOTALS	GOVERNMENTAL ACTIVITIES- INTERNAL SERVICE FUNDS
OPERATING ACTIVITIES				
cash received from customers	\$ 41,122,412	\$ 29,153,076	\$ 70,275,488	\$ 247,568
cash received from employees	-	-	-	231,282
cash received from other funds-quasi external	190,156	155,437	345,593	16,487,776
payments to suppliers for goods and services	(14,806,997)	(12,503,193)	(27,310,190)	(14,094,008)
payments to other funds-quasi external	(2,440,086)	(803,821)	(3,243,907)	(245,934)
payments for personal services	(8,090,532)	(1,546,681)	(9,637,213)	(1,313,213)
payments for other operating expenses	(607,857)	(469,764)	(1,077,621)	-
cash provided by operating activities	<u>15,367,096</u>	<u>13,985,054</u>	<u>29,352,150</u>	<u>1,313,471</u>
NONCAPITAL FINANCING ACTIVITIES				
cash from/due to other funds	-	-	-	(5,243,830)
loans to other funds	-	-	-	1,000,000
granting grants received	84,649	179,188	263,837	-
granting transfers in from other funds	56,991	9,744	66,735	-
cash provided by (used for) non-capital financing activities	<u>141,640</u>	<u>188,932</u>	<u>330,572</u>	<u>(4,243,830)</u>
FINANCING ACTIVITIES				
capital payments - bonds and notes	(1,745,000)	(8,010,000)	(9,755,000)	-
interest and fiscal charges paid	(2,405,536)	(7,161,391)	(9,566,927)	-
proceeds	59,671,960	-	59,671,960	-
issuing expenses	(495,272)	-	(495,272)	-
payment to escrow agent	(64,851,414)	-	(64,851,414)	-
proceeds from sale of assets	520,315	24,443	544,758	230,689
acquisition of capital assets	(281,228)	(47,633)	(328,861)	(3,234,983)
destruction	(13,312,437)	(5,348,700)	(18,661,137)	-
donor contributions	9,894,928	-	9,894,928	-
cash used for capital and related financing activities	<u>(13,003,684)</u>	<u>(20,543,281)</u>	<u>(33,546,965)</u>	<u>(3,004,294)</u>
INVESTING ACTIVITIES				
proceeds from maturities of investments	134,700	-	134,700	-
investment income	3,336,408	715,169	4,051,577	245,248
cash provided by investing activities	<u>3,471,108</u>	<u>715,169</u>	<u>4,186,277</u>	<u>245,248</u>
net increase (decrease) in cash and cash equivalents	5,976,160	(5,654,126)	322,034	(5,689,405)
cash and cash equivalents at October 1, 2001	<u>77,228,863</u>	<u>36,129,480</u>	<u>113,358,343</u>	<u>13,503,162</u>
cash and cash equivalents at September 30, 2002	<u>\$ 83,205,023</u>	<u>\$ 30,475,354</u>	<u>\$ 113,680,377</u>	<u>\$ 7,813,757</u>

Notes to the financial statements are an integral part of this statement.

**BUSINESS-TYPE ACTIVITIES-
ENTERPRISE FUNDS**

	WATER AND SEWER UNIT	SOLID WASTE DISPOSAL AND RESOURCE RECOVERY SYSTEM	TOTALS	GOVERNMENTAL ACTIVITIES- INTERNAL SERVICE FUNDS
Reconciliation of operating income (loss) to net cash provided by operating activities:				
Operating income (loss)	\$ 6,166,704	\$ 8,166,733	\$ 14,333,437	\$ (2,886,183)
Adjustments to reconcile operating income (loss) to net cash provided by operating activities:				
Depreciation	9,013,537	3,893,002	12,906,539	2,795,509
Non-capital, non-financing activity	(112,893)	(10,982)	(123,875)	-
Decrease in non-current due from other governments	569,876	-	569,876	-
Decrease in non-current assets, net	97,545	-	97,545	-
Increase in long-term deferred revenue	(653,997)	-	(653,997)	-
Changes in current assets and current liabilities:				
(Increase) decrease in accounts receivable	(694,685)	788,220	93,535	(134,416)
(Increase) decrease in due from other funds	2,370	3,236	5,606	(229,872)
Decrease in due from other governments	(15,943)	-	(15,943)	1
(Increase) decrease in inventory	20,445	(2,657)	17,788	(19,524)
Decrease in other assets	(639)	(500)	(1,139)	(27,053)
Increase (decrease) in vouchers payable	169,890	11,419	181,309	(215,638)
Decrease in contracts payable	605,717	416,701	1,022,418	20,123
Increase in accrued liabilities	121,053	20,065	141,118	2,010,720
Increase in due to other funds	(3,391)	(91,158)	(94,549)	(196)
Decrease in due to other governments	-	11,693	11,693	-
Increase (decrease) in deferred revenue	(155,172)	141,701	(13,471)	-
Increase (decrease) in deposits	236,679	2,590	239,269	-
Decrease in estimated landfill closure costs	-	634,991	634,991	-
Total adjustments	9,200,392	5,818,321	15,018,713	4,199,654
Net cash provided by operating activities	\$ 15,367,096	\$ 13,985,054	\$ 29,352,150	\$ 1,313,471
Non-cash capital activities:				
Contributed fixed assets	\$ 5,199,215	\$ -	\$ 5,199,215	\$ 784,533
Total non-cash capital activities	\$ 5,199,215	\$ -	\$ 5,199,215	\$ 784,533

**TOTAL
AGENCY
FUNDS**

ASSETS

Cash	\$ 3,380,689
Equity in pooled cash	5,278,163
Investments	<u>2,302,180</u>
Total assets	<u>10,961,032</u>

LIABILITIES

Liabilities:	
Due to:	
Other governments	5,849,920
Deposits	<u>5,111,112</u>
Total liabilities	<u>\$ 10,961,032</u>

The notes to the financial statements are an integral part of this statement.

State of Florida
Department of Environmental Protection

ISSUED: 05/01/03

LICENSE NO. 0008101

THE CLASS C Wastewater TREATMENT PLANT OPERATOR
NAMED BELOW IS LICENSED UNDER THE PROVISIONS OF
CHAPTER 403, FLORIDA STATUTES
VALID UNTIL: 4/30/2005

Wayne Joseph Pietrowski

Jeb Bush
GOVERNOR

David Struhs
SECRETARY

DISPLAY IS REQUIRED BY LAW

State of Florida
Department of Environmental Protection

LICENSE NO. 0007563

ISSUED: 05 01 03

THE CLASS A Wastewater TREATMENT PLANT OPERATOR
NAMED BELOW IS LICENSED UNDER THE PROVISIONS OF
CHAPTER 403, FLORIDA STATUTES

VALID UNTIL: 4 30 2005

John J. Brienza

David Struhs
SECRETARY

Jeb Bush
GOVERNOR

DISPLAY IS REQUIRED BY LAW

State of Florida
Department of Environmental Protection

ISSUED: 05.01/03 LICENSE NO. 0002309

THE CLASS A Wastewater TREATMENT PLANT OPERATOR
NAMED BELOW IS LICENSED UNDER THE PROVISIONS OF
CHAPTER 403, FLORIDA STATUTES
VALID UNTIL: 4/30/2005

Harold R. Bungard

David Strulis
SECRETARY

Jeb Bush
GOVERNOR

DISPLAY IS REQUIRED BY LAW

State of Florida
Department of Environmental Protection

ISSUED: 3/17/2003

LICENSE NO. 0009196

THE CLASS B Wastewater TREATMENT PLANT OPERATOR
NAMED BELOW IS LICENSED UNDER THE PROVISIONS OF
CHAPTER 403, FLORIDA STATUTES
VALID UNTIL: 4/30/2005

Edward P. Burke

Jeb Bush
GOVERNOR

David Strulhs
SECRETARY

DISPLAY IS REQUIRED BY LAW

State of Florida
Department of Environmental Protection

ISSUED: 05/01/03

LICENSE NO. 0009035

THE CLASS C Wastewater TREATMENT PLANT OPERATOR
NAMED BELOW IS LICENSED UNDER THE PROVISIONS OF
CHAPTER 403, FLORIDA STATUTES
VALID UNTIL: 4/30/2005

Michael A. Case

Jeb Bush
GOVERNOR

David Struhs
SECRETARY

DISPLAY IS REQUIRED BY LAW

State of Florida
Department of Environmental Protection

ISSUED: 05/01/03

LICENSE NO. 0009544

THE CLASS C Wastewater TREATMENT PLANT OPERATOR
NAMED BELOW IS LICENSED UNDER THE PROVISIONS OF
CHAPTER 403, FLORIDA STATUTES
VALID UNTIL: 4/30/2005

Mary Lou DeRose

Jeb Bush
GOVERNOR

David Struhls
SECRETARY

DISPLAY IS REQUIRED BY LAW

State of Florida
Department of Environmental Protection

LICENSE NO. 0009385

ISSUED: 05/01/03

THE CLASS B Wastewater TREATMENT PLANT OPERATOR
NAMED BELOW IS LICENSED UNDER THE PROVISIONS OF
CHAPTER 403, FLORIDA STATUTES
VALID UNTIL: 4/30/2005

Harry Edward Fee

Job Bush
GOVERNOR

David Struhs
SECRETARY

DISPLAY IS REQUIRED BY LAW

State of Florida
Department of Environmental Protection

LICENSE NO. 0006259

ISSUED: 05/01/03

THE CLASS A Wastewater TREATMENT PLANT OPERATOR
NAMED BELOW IS LICENSED UNDER THE PROVISIONS OF
CHAPTER 403, FLORIDA STATUTES
VALID UNTIL: 4/30/2005

John E. Fogg

David Struhs
SECRETARY

Jeb Bush
GOVERNOR

DISPLAY IS REQUIRED BY LAW

State of Florida
Department of Environmental Protection

ISSUED: 05 01 05 LICENSE NO. 0009068

THE CLASS A Wastewater TREATMENT PLANT OPERATOR
NAMED BELOW IS LICENSED UNDER THE PROVISIONS OF
CHAPTER 403, FLORIDA STATUTES
VALID UNTIL: 4 30 2005

Kevin R. Frey

David Strulis
SECRETARY

Jeb Bush
GOVERNOR

DISPLAY IS REQUIRED BY LAW

State of Florida
Department of Environmental Protection

LICENSE NO. 0005287

ISSUED 05 01 03

THE CLASS C Wastewater TREATMENT PLANT OPERATOR
NAMED BELOW IS LICENSED UNDER THE PROVISIONS OF
CHAPTER 403, FLORIDA STATUTES
VALID UNTIL: 1 30 2005

Stephen P. Granito

David Strubbs
SECRETARY

Jeb Bush
GOVERNOR

DISPLAY IS REQUIRED BY LAW

State of Florida
Department of Environmental Protection

ISSUED: 05/01/03

LICENSE NO. 0004044

THE CLASS A WASTEWATER TREATMENT PLANT OPERATOR
NAMED BELOW IS LICENSED UNDER THE PROVISIONS OF
CHAPTER 403, FLORIDA STATUTES
VALID UNTIL: 4/30/2005

Lee D. Hart

David Struhs
SECRETARY

Jeb Bush
GOVERNOR

DISPLAY IS REQUIRED BY LAW

State of Florida
Department of Environmental Protection

ISSUED: 05/01/03

LICENSE NO. 0008015

THE CLASS B Wastewater TREATMENT PLANT OPERATOR
NAMED BELOW IS LICENSED UNDER THE PROVISIONS OF
CHAPTER 403, FLORIDA STATUTES
VALID UNTIL: 4/30/2005

William S. Hornblower

Jeb Bush
GOVERNOR

David Struhis
SECRETARY

DISPLAY IS REQUIRED BY LAW

State of Florida
Department of Environmental Protection

LICENSE NO. 0012797

ISSUED: 05/01/03

THE CLASS C Wastewater TREATMENT PLANT OPERATOR
NAMED BELOW IS LICENSED UNDER THE PROVISIONS OF
CHAPTER 403, FLORIDA STATUTES
VALID UNTIL: 4/30/2005

Christopher P. Jackson

David Struhis
SECRETARY

Jeb Bush
GOVERNOR

DISPLAY IS REQUIRED BY LAW

State of Florida
Department of Environmental Protection

ISSUED: 05/01/03

LICENSE NO. 0004420

THE CLASS A Wastewater TREATMENT PLANT OPERATOR
NAMED BELOW IS LICENSED UNDER THE PROVISIONS OF
CHAPTER 403, FLORIDA STATUTES
VALID UNTIL: 4/30/2005

Thomas A. Kidder

Job Bush
GOVERNOR

DISPLAY IS REQUIRED BY LAW

David Struhs
SECRETARY

State of Florida
Department of Environmental Protection

LICENSE NO. 0004113

ISSUED: 05/01/03

THE CLASS B Wastewater TREATMENT PLANT OPERATOR
NAMED BELOW IS LICENSED UNDER THE PROVISIONS OF
CHAPTER 403, FLORIDA STATUTES

VALID UNTIL: 4/30/2005

Leonard J. Knopp

David Struhs
SECRETARY

Jeb Bush
GOVERNOR

DISPLAY IS REQUIRED BY LAW

State of Florida
Department of Environmental Protection

ISSUED: 05/01/03

LICENSE NO. 0006229

THE CLASS A Wastewater TREATMENT PLANT OPERATOR
NAMED BELOW IS LICENSED UNDER THE PROVISIONS OF
CHAPTER 403, FLORIDA STATUTES
VALID UNTIL: 4/30/2005

Mitchell R. Lang

Jeb Bush
GOVERNOR

DISPLAY IS REQUIRED BY LAW

David Struhs
SECRETARY

State of Florida
Department of Environmental Protection

ISSUED: 05/01/03

LICENSE NO. 0006260

THE CLASS A Wastewater TREATMENT PLANT OPERATOR
NAMED BELOW IS LICENSED UNDER THE PROVISIONS OF
CHAPTER 403, FLORIDA STATUTES
VALID UNTIL: 4/30/2005

Joel A. Lawrentz

Jeb Bush
GOVERNOR

David Struhs
SECRETARY

DISPLAY IS REQUIRED BY LAW

State of Florida
Department of Environmental Protection

LICENSE NO. 0008407

ISSUED: 05/01/03

THE CLASS B Wastewater TREATMENT PLANT OPERATOR
NAMED BELOW IS LICENSED UNDER THE PROVISIONS OF
CHAPTER 403, FLORIDA STATUTES

VALID UNTIL: 4/30/2005

Darrell L. New

David Struhs
- SECRETARY

Jeb Bush
GOVERNOR

DISPLAY IS REQUIRED BY LAW

State of Florida
Department of Environmental Protection

ISSUED: 05/01/03

LICENSE NO. 0008083

THE CLASS B Wastewater TREATMENT PLANT OPERATOR
NAMED BELOW IS LICENSED UNDER THE PROVISIONS OF
CHAPTER 403, FLORIDA STATUTES
VALID UNTIL: 4/30/2005

Micheal W. Pierson

Jeb Bush
GOVERNOR

David Struhs
SECRETARY

DISPLAY IS REQUIRED BY LAW

State of Florida
Department of Environmental Protection

ISSUED: 05/01/03

LICENSE NO. 0009510

THE CLASS B Wastewater TREATMENT PLANT OPERATOR
NAMED BELOW IS LICENSED UNDER THE PROVISIONS OF
CHAPTER 403, FLORIDA STATUTES
VALID UNTIL: 4/30/2005

Pasquale Joseph Pirozzi, Jr.

Jeb Bush
GOVERNOR

DISPLAY IS REQUIRED BY LAW

David Struhs
SECRETARY

State of Florida
Department of Environmental Protection

ISSUED: 05/01/03

LICENSE NO. 0008761

THE CLASS A WASTEWATER TREATMENT PLANT OPERATOR
NAMED BELOW IS LICENSED UNDER THE PROVISIONS OF
CHAPTER 403, FLORIDA STATUTES
VALID UNTIL: 4/30/2005

Gerald Roger Runge

Jeb Bush
GOVERNOR

David Strulhs
SECRETARY

DISPLAY IS REQUIRED BY LAW

State of Florida
Department of Environmental Protection

LICENSE NO. 0008816

ISSUED: 05/01/03

THE CLASS A WASTEWATER TREATMENT PLANT OPERATOR
NAMED BELOW IS LICENSED UNDER THE PROVISIONS OF
CHAPTER 403, FLORIDA STATUTES
VALID UNTIL 1/30/2005

Frederick Schafer

David Struhs
SECRETARY

Jeb Bush
GOVERNOR

DISPLAY IS REQUIRED BY LAW

State of Florida
Department of Environmental Protection

ISSUED: 05/01/03

LICENSE NO. 0003716

THE CLASS A Wastewater TREATMENT PLANT OPERATOR
NAMED BELOW IS LICENSED UNDER THE PROVISIONS OF
CHAPTER 403, FLORIDA STATUTES
VALID UNTIL: 4/30/2005

Dale E. Trinko

Jeb Bush
GOVERNOR

DISPLAY IS REQUIRED BY LAW

David Struhs
SECRETARY

State of Florida
Department of Environmental Protection

ISSUED: 05/01/03

LICENSE NO. 0006466

THE CLASS C WASTEWATER TREATMENT PLANT OPERATOR
NAMED BELOW IS LICENSED UNDER THE PROVISIONS OF
CHAPTER 403, FLORIDA STATUTES
VALID UNTIL: 4/30/2005

Francis J. Vengren

Jeb Bush
GOVERNOR

David Struhs
SECRETARY

DISPLAY IS REQUIRED BY LAW

State of Florida
Department of Environmental Protection

LICENSE NO. 0007391

ISSUED: 05/01/03

THE CLASS A Wastewater TREATMENT PLANT OPERATOR
NAMED BELOW IS LICENSED UNDER THE PROVISIONS OF
CHAPTER 403, FLORIDA STATUTES
VALID UNTIL: 4/30/2005

Vicki S. Wheeler

David Struhs
SECRETARY

Jeb Bush
GOVERNOR

DISPLAY IS REQUIRED BY LAW

State of Florida
Department of Environmental Protection

ISSUED: 05/01/03

LICENSE NO. 0007606

THE CLASS B Wastewater TREATMENT PLANT OPERATOR
NAMED BELOW IS LICENSED UNDER THE PROVISIONS OF
CHAPTER 403, FLORIDA STATUTES
VALID UNTIL: 4/30/2005

Frank A. Williams

Jeb Bush
GOVERNOR

DISPLAY IS REQUIRED BY LAW

David Strubs
SECRETARY

State of Florida
Department of Environmental Protection

ISSUED: 05/01/03

LICENSE NO. 0007606

THE CLASS B Wastewater TREATMENT PLANT OPERATOR
NAMED BELOW IS LICENSED UNDER THE PROVISIONS OF
CHAPTER 403, FLORIDA STATUTES
VALID UNTIL: 4/30/2005

Frank A. Williams

Jeb Bush
GOVERNOR

DISPLAY IS REQUIRED BY LAW

David Strubs
SECRETARY

6410

DEPARTMENT OF ENVIRONMENTAL PROTECTION DISCHARGE MONITORING REPORT - PART A

When Completed mail this report to: Department of Environmental Protection, Mail Station 3551, 2600 Blair Stone Road, Tallahassee, FL 32399-2400

PERMITTEE NAME: Pasco County Utilities Department
 MAILING ADDRESS: 7530 Little Road, Suite 205
 New Port Richey, FL 34654

FACILITY LOCATION: Land O' Lakes Subregional WWTF
 6003 Parkway Boulevard
 Land O' Lakes, FL 34639

COUNTY: PASCO

PERMIT NUMBER: FLA012731
 LIMIT: Final
 CLASS SIZE: N/A
 DISCHARGE POINT NUMBER: R001
 PLANT SIZE/TREATMENT TYPE: I/B
 NO DISCHARGE FROM SITE: ()
 3MADPE % Capacity: 36 %
 MONITORING PERIOD: From 5/1/03

REPORT GROUP: Monthly Domestic

To: 5/31/03

Parameter	Quantity or Loading	Units	Quality or Concentration		Units	No. Ex.	Frequency of Analysis	Sample Type
			(Min)	(Max)				
Flow (R001)	1.209	mgd	*****	*****	*****	0	Calculation	Rolling 12 Month Avg.
PARM Code 50050 Mon Site No. FLW-01	Sample Measurement	mgd	*****	*****	*****	0	Calculation	Rolling 12 Month Avg.
	Permit Measurement	mgd	*****	*****	*****			
Flow (Plant Flow)	Sample Measurement	mgd	*****	*****	*****	0	Continuous	Flow Meter & Totalizer
	Permit Measurement	mgd	*****	*****	*****			
PARM Code 50050 Mon Site No. FLW-02	Sample Measurement	mgd	*****	*****	*****	0	Calculation	Rolling 12 Month Avg.
	Permit Measurement	mgd	*****	*****	*****			
CBOD5	Sample Measurement	mg/L	*****	*****	*****	0	Calculation	Rolling 12 Month Avg.
	Permit Measurement	mg/L	*****	*****	*****			
PARM Code 80082 Mon Site No. EFA-01	Sample Measurement	mg/L	*****	*****	*****	0	Weekly	16-hour FPC
	Permit Measurement	mg/L	*****	*****	*****			
CBOD5	Sample Measurement	mg/L	*****	*****	*****	0	Weekly	16-hour FPC
	Permit Measurement	mg/L	*****	*****	*****			
PARM Code 80082 Mon Site No. EFA-01	Sample Measurement	mg/L	*****	*****	*****	0	Daily, 7/week	Grab
	Permit Measurement	mg/L	*****	*****	*****			
TSS	Sample Measurement	mg/L	*****	*****	*****	0	Daily, 7/week	Grab
	Permit Measurement	mg/L	*****	*****	*****			
PARM Code 00530 Mon Site No. EFB-01	Sample Measurement	mg/L	*****	*****	*****	0	Continuous	meter
	Permit Measurement	mg/L	*****	*****	*****			
pH	Sample Measurement	S.U.	6.0	8.5	S.U.	0	Continuous	meter
	Permit Measurement	S.U.	6.9	8.2	S.U.			
PARM Code 00406 Mon site No. EFA-01	Sample Measurement	mg/L	*****	*****	*****	0	Continuous	meter
	Permit Measurement	mg/L	*****	*****	*****			

I certify under penalty of law that I have personally examined and am familiar with the information submitted herein, and based on my inquiry of those individuals immediately responsible for obtaining the information, I believe submitted information is true, accurate and complete. I am aware that there are significant penalties for submitting false information, including the possibility of fine and imprisonment.

NAME/TITLE OF PRINCIPAL EXECUTIVE OFFICER OR AUTHORIZED AGENT: Harold R. Bungard, Utilities Operations Supervisor
 SIGNATURE OF PRINCIPAL EXECUTIVE OFFICER OR AUTHORIZED AGENT: *Harold R. Bungard*
 TELEPHONE NO: 727-847-8145
 DATE: 03/04/03

COMMENT AND EXPLANATION OF ANY VIOLATIONS (Reference all attachments here):
 FLA012731 Version 04/02

Facility name: land O'Lakes Subregional Reuse Facility
 COUNTY: Pasco County, FL
 Month/Year: 5 / 03

DISCHARGE MONITORING REPORT - PART A (Continued)
 PERMIT NUMBER: FLA012731

DISCHARGE POINT NUMBER: R001

Parameter	Quantity or Loading	Units	Quality or Concentration	Units	No. Ex.	Frequency of Analysis	Sample Type
Fecal Coliform Bacteria	Sample Measurement	*****	*****	*****	<1	Daily	Grab
PARM Code 74055 A	Permit Measurement	*****	*****	*****	25/100ml (max)	Daily	Grab
Mon Site No. EFA-01	Sample Measurement	*****	*****	*****	100	Daily	Calculation
Fecal Coliform Bacteria % less than detection	Permit Measurement	*****	*****	*****	75 (Min)	Daily	Calculation
PARM Code 51005 A	Sample Measurement	*****	*****	*****	1.4 (Min)	Continuous	Meter
Mon Site No. EFA-01	Permit Measurement	*****	*****	*****	1.0 (Min)	Continuous	Meter
TRC for disinfection	Sample Measurement	*****	*****	*****	3.26	Weekly	24-hour FPC
PARM Code 50060 A	Permit Measurement	*****	*****	*****	12.0 (Max)	Weekly	16-hour FPC
Mon Site No. EFB-01	Sample Measurement	*****	*****	*****	2.2	Continuous	Meter
Nitrate (as N)	Permit Measurement	*****	*****	*****	Report (Max)	Continuous	Meter
PARM Code 00620 1	Sample Measurement	*****	*****	*****	*****	*****	*****
Mon Site No. INF-01	Permit Measurement	*****	*****	*****	*****	*****	*****
Turbidity	Sample Measurement	*****	*****	*****	*****	*****	*****
PARM Code 82078 B	Permit Measurement	*****	*****	*****	*****	*****	*****
Mon Site No. INF-01	Sample Measurement	*****	*****	*****	*****	*****	*****
Chlorides	Permit Measurement	*****	*****	*****	*****	*****	*****
PARM Code 80082 G	Sample Measurement	*****	*****	*****	Report (Mo. Ave.)	Every 2 Weeks	16-hour FPC
Mon Site No. INF-01	Permit Measurement	*****	*****	*****	298	Weekly	24-hour FPC
TSS	Sample Measurement	*****	*****	*****	Report (Mo. Ave.)	Every 2 Weeks	16-hour FPC
PARM Code 00530 G	Permit Measurement	*****	*****	*****	*****	*****	*****
Mon Site No. INF-01	Sample Measurement	*****	*****	*****	*****	*****	*****
*****	Permit Measurement	*****	*****	*****	*****	*****	*****
*****	Sample Measurement	*****	*****	*****	*****	*****	*****
*****	Permit Measurement	*****	*****	*****	*****	*****	*****
*****	Sample Measurement	*****	*****	*****	*****	*****	*****

- 1 Rolling Twelve Month Average is the average of the current month's average and the preceding eleven (11) month's averages. For Fecal Co*iform, use the monthly geo. Mean
- 2 Annual Average Daily Flow.
- 3 FPC-Flow Proportioned Composite.
- 4 The 3MADF % Capacity is the 3MADF divided by the plant capacity multiplied by 100, Reported as a percent.

DAILY SAMPLE RESULTS - PART B

Facility Name: Land O' Lakes Subregional Reuse Facility
 PASCO COUNTY
 Month/Year: 5/03

Permit Number: FLA012731

DISCHARGE POINT NUMBER: R001

	Flow (MGD) To R001 Public Access	Flow Total Plant (MGD)	CBOD5 (mg/L)	TSS (MGL)	PH (Max) S.U.	pH (Min) S.U.	Fecal Coliform Bacteria (#/100ml)	TRC (For Disinfect.) (mg/Min)	Nitrate (mg/l)	Turbidity (NTU) (Max)	CBOD5 (mg/l)	TSS (mg/l)
Code	50050	50050	80082	00530	00400	00400	74055	50060	00620	82079	80082	00530
Mon. Site	FLW-01	FLW-02	EFA-01	EFB-01	EFA-01	EFA-01	EFA-01	EFA-01	EFA-01	EFA-01	INF-01	INF-01
1	1.140	1.136	7	1	8.2	7.8	<1	9.5	2.64	1.3	167	320
2	1.290	1.041		1	7.8	7.6	<1	10.0		1.0		
3	1.420	1.183		2	7.8	7.0	<1	7.7		1.2		
4	1.410	1.366		1	7.8	7.0	<1	6.3		0.9		
5	1.720	1.177		2	7.7	7.3	<1	1.4		1.9		
6	1.490	1.208		2	7.7	7.0	<1	7.2		2.2		
7	0.250	1.077		2	7.8	7.1	<1	4.1		1.8		
8	0	1.227	2	1	7.8	6.9	<1	8.3	1.87	1.1	190	296
9	1.420	1.052		2	7.7	7.5	<1	8.5		0.9		
10	1.480	1.239		2	7.8	7.5	<1	8.4		0.9		
11	1.570	1.343		2	7.8	7.5	<1	8.0		0.8		
12	1.620	1.156		2	7.8	7.6	<1	1.8		1.6		
13	1.620	1.169		2	7.9	7.1	<1	2.2		1.9		
14	1.460	1.132		2	7.8	7.6	<1	8.6		1.9		
15	1.420	1.421	4	2	7.9	7.6	<1	9.0	3.26	1.1	111	250
16	1.960	1.309		2	7.8	7.6	<1	9.0		1.0		
17	3.990	1.253		2	7.7	7.5	<1	9.1		0.8		
18	1.090	1.362		2	7.8	7.6	<1	9.8		0.6		
19	1.680	1.131		2	7.8	7.6	<1	1.5		1.5		
20	0.940	1.263		2	7.9	7.6	<1	2.5		1.2		
21	1.530	1.395		2	7.8	7.6	<1	9.5		0.8		
22	0.970	1.430	8	1	7.8	7.6	<1	9.7	3.26	1.0	211	326
23	1.100	1.410		2	7.8	7.6	<1	8.2		1.0		
24	1.370	1.587		1	7.7	7.5	<1	8.3		0.7		
25	1.300	1.745		1	7.7	7.5	<1	9.5		0.7		
26	1.960	1.743		1	7.8	7.5	<1	9.8		0.7		
27	2.140	1.498		1	7.7	7.5	<1	9.8		0.5		
28	3.930	1.369		1	7.8	7.6	<1	9.2		1.0		
29	2.140	1.394	10	1	7.8	7.6	<1	9.9	2.70	0.4	213	300
30	2.060	1.360		2	7.8	7.6	<1	9.9		1.0		
31	1.621	1.525		2	7.8	7.6	<1	9.8		0.8		

Attach additional sheets if necessary to list all certified operators

FLA012731 Version 04/02

PLANT STAFFING

Day Shift Operator	Class	<u>A</u>	Certificate No	<u>4420</u>	Name	<u>T.KIDDER</u>
Evening Shift Operator	Class	<u>C</u>	Certificate No	<u>9035</u>	Name	<u>M.CASE</u>
Night Shift Operator	Class	<u>C</u>	Certificate No	<u>6466</u>	Name	<u>E.VENGREN</u>
Lead Operator	Class	<u>A</u>	Certificate No	<u>4044</u>	Name	<u>L.HART</u>

Type of Effluent Disposal or Reclaimed Water Reuse Reclaimed Water Reuse
 Limited Wet Weather Discharge Activated Yes No Not Applicable If yes, cumulative days of wet weather _____

DAILY SAMPLE RESULTS - PART B

DEPARTMENT OF ENVIRONMENTAL PROTECTION DISCHARGE MONITORING REPORT - PART A

When Completed mail this report to: Department of Environmental Protection, Mail Station 3551, 2600 Blair Stone Road, Tallahassee, FL 32399-2400

PERMITTEE NAME: Pasco County Utilities Department
 MAILING ADDRESS: 7530 Little Road, Suite 205, New Port Richey, FL 34654

PERMIT NUMBER: FLA012731

LIMIT: Final REPORT: Monthly

FACILITY LOCATION: Land O'Lakes Subregional, 6003 Parkway Boulevard, Land O'Lakes, FL 34639

CLASS SIZE: Minor GROUP: Domestic
 DISCHARGE POINT NUMBER: R002 (Reject Pond)
 PLANT SIZE/TREATMENT TYPE: II/B
 NO DISCHARGE FROM SITE: ()

COUNTY: Pasco

3 MADF % Capacity4 MONITORING PERIOD: 4 % From: 5/1/03 To: 5/31/03

Parameter		Quantity or Loading		Units	Quality or Concentration			Units	No. Ex.	Frequency of Analysis	Sample Type
Flow, to P/F pond PARM Code 50050 Y Mon. Site No. FLW-01	Sample Measurement	0.133	*****	mgd	*****	*****	*****	*****	0	Calculation	Rolling 12 Mo. Avg. 1
	Permit Measurement	3.50 ¹ (12 MADF)	*****	mgd	*****	*****	*****	*****		Calculation	Rolling 12 Mo. Avg. 1
Flow, total plant PARM Code 50050 1	Sample Measurement	1.262	1.616	mgd	*****	*****	*****	*****	0	Continuous	Flow meter & Totalizer
	Permit Measurement	3.50 (3AADF)2	Report (Mo. Avg.)	mgd	*****	*****	*****	*****		Continuous	Flow Meter & Totalizer
CBOD5 PARM Code 80082 Y Mon. Site No. EFA-01	Sample Measurement	*****	*****	*****	*****	7.4	*****	Mg/l	0	Calculation	Calculated Roll. 12 Mo. Avg
	Permit Measurement	*****	*****	*****	*****	20.0 (12 Mo. Avg.)	*****	mg/L		Calculation	Calculated Roll. 12 Mo. Avg
CBOD5 PARM Code 80082 Mon. Site No. EFA-01	Sample Measurement	*****	*****	*****	*****	6.2	10.0	Mg/l	0	Weekly	24-hour FPC
	Permit Measurement	*****	*****	*****	*****	30.0 (Mo. Avg)	60.0 (Max)	mg/L		Weekly	16-hour FPC ²
TSS PARM Code 00530 Y Mon. Site No. EFA-01	Sample Measurement	*****	*****	*****	*****	2.0	*****	Mg/l	0	Calculation	Calculated Roll. 12 Mo. Avg
	Permit Measurement	*****	*****	*****	*****	20.0 (12 Mo. Avg.)	*****	mg/L		Calculation	Calculated Roll. 12 Mo. Avg
TSS PARM Code 00530 Mon. Site No. EFA-01	Sample Measurement	*****	*****	*****	*****	2.0	2.0	Mg/l	0	Weekly	24-hour FPC
	Permit Measurement	*****	*****	*****	*****	30.0 (Mo. Avg)	60.0 (Max)	Mg/l		Weekly	16-hour FPC
pH PARM Code 00406 1 Mon. Site No. EFA-01	Sample Measurement	*****	*****	*****	6.9	*****	8.2	S.U.	0	Continuous	Meter
	Permit Measurement	*****	*****	*****	6.0 (Min)	*****	8.5 (Max.)	S.U.		Continuous	Meter

I certify under penalty of law that I have personally examined and am familiar with the information submitted here; and based on my inquiry of those individuals responsible for obtaining the information I believe the information is true, accurate and complete. I am aware of penalties for false information including possible fines and imprisonment.

NAME/TITLE OF PRINCIPAL EXECUTIVE OFFICER OR AUTHORIZED	SIGNATURE OF PRINCIPAL EXECUTIVE OFFICER OR AUTHORIZED AGENT	TELEPHONE NO	DATE (YY/MM/DD)
Harold R. Bungard, Utilities Operations Supervisor	<i>Harold R. Bungard</i>	727-847-8145	03/06/03

Comment and explanation of violations (Reference all attachments here):

BK 9
(pg 4 of 96)

	Flow (MGD) To R002 Reject Pond	Flow Total Plant (MDG)	CBOD5 (mg/l)	TSS (mg/l)	pH (Max) S.U.	PH (Min) S.U.	Fecal Colifbrm Bacteria (#/100)	TRC (For Disinfect.) (mg/l)	Nitrate (mg/l)	CBOD5 (mg/l)	TSS (mg/l)
Code	50050	50050	80082	00530	00400	00406	74055	50060	00620	80082	00530
Mon. Site	FLW-01	FLW-02	EFA-01	EFA-01	EFA-01	EFA-01	EFA-01	EFA-01	EFA-01	INF-01	INF-01
1											
2											
3											
4											
5											
6											
7	0.710	1.077	2	2	7.8	6.9	<1	8.5	1.87	190	296
8											
9											
10	0.050	1.239	4	1	7.9	7.6	<1	2.5	3.26	111	250
11											
12											
13											
14											
15											
16											
17											
18											
19											
20											
21											
22											
23											
24											
25											
26											
27											
28											
29											
30											
31											

PLANT STAFFING

Day Shift Operator Class A Certificate No 4420 Name T.KIDDER
 Evening Shift Operator Class C Certificate No 9035 Name M.CASE
 Night Shift Operator Class C Certificate No 6466 Name F.VENGREN
 Lead Operator Class A Certificate No 4044 Name L.HART

Type of Effluent Disposal or Reclaimed Water Reuse Reject Holding Pond
 Limited Wet Weather Discharge Activated Yes No X Not Applicable If yes, cumulative days of wet weather _____

01000

DEPARTMENT OF ENVIRONMENTAL PROTECTION DISCHARGE MONITORING REPORT - PART A

When Completed mail this report to: Department of Environmental Protection, Mail Station 3551, 2600 Blair Stone Road, Tallahassee, FL 32399-2400

PERMITTEE NAME Pasco County Utilities Department
 MAILING ADDRESS 7530 Little Road, Suite 205
 New Port Richey, FL 34654

PERMIT NUMBER: FLA012731
 LIMIT: Final
 CLASS SIZE: N/A
 DISCHARGE POINT NUMBER: R001
 PLANT SIZE/TREATMENT TYPE II/B
 NO DISCHARGE FROM SITE: ()
 3MADF % Capacity: 36 %
 MONITORING PERIOD From 4 / 1 / 03

REPORT: Monthly
 GROUP: Domestic

FACILITY Land O'Lakes Subregional WWTF
 LOCATION 6003 Parkway Boulevard
 Land O'Lakes, FL 34639

To: 4 / 30 / 03

COUNTY PASCO

Parameter		Quantity or Loading		Units	Quality or Concentration		Units	No. Ex.	Frequency of Analysis	Sample Type
Flow (R001)	Sample Measurement	1.154		mgd				0	Calculation	Rolling 12 Month Avg
PARM Code 50050 Mon Site No FLW-01	Permit Measurement	3.50 ¹ (12 MADF)		mgd					Calculation	Rolling 12 Month Avg. ¹
Flow (Plant Flow)	Sample Measurement	1.156	1.190	mgd				0	Continuous	Flow Meter & Totalizer
PARM Code 50050 Mon Site No FLW-02	Permit Measurement	3.5 ¹ (3 MADF)	Report (Mo. Avg.)	mgd					Continuous	Flow Meter & Totalizer
CBOD5	Sample Measurement					7.8	Mg/l	0	Calculation	Rolling 12 Month Avg
PARM Code 80082 Mon Site No EFA-01	Permit Measurement					20.0 ¹ (An. Avg)	mg/L		Calculation	Rolling 12 Month Avg. ¹
CBOD5	Sample Measurement					3.8	Mg/l	0	Weekly	24-hour FPC
PARM Code 80082 Mon Site No EFA-01	Permit Measurement					30.0 (Mo Avg)	mg/L		Weekly	16-hour FPC ²
FSS	Sample Measurement						Mg/l	0	Daily, 7/week	Grab
PARM Code 00530 Mon Site No EFB-01	Permit Measurement						mg/L		Daily, 7/week	Grab
PH	Sample Measurement				7.0		S.U.	0	Continuous	meter
PARM Code 00406 Mon site No EFA-01	Permit Measurement				6.0 (Min)		S.U.		Continuous	Grab

I certify under penalty of law that I have personally examined and am familiar with the information submitted herein; and based on my inquiry of those individuals immediately responsible for obtaining the information, I believe the submitted information is true, accurate and complete. I am aware that there are significant penalties for submitting false information including the possibility of fine and imprisonment.

NAME/TITLE OF PRINCIPAL EXECUTIVE OFFICER OR AUTHORIZED AGENT	SIGNATURE OF PRINCIPAL EXECUTIVE OFFICER OR AUTHORIZED AGENT	TELEPHONE NO	DATE
Harold R. Bungard, Utilities Operations Supervisor	<i>Harold R. Bungard</i>	727-847-8145	5/21/03

COMMENT AND EXPLANATION OF ANY VIOLATIONS (Reference all attachments here):

DISCHARGE MONITORING REPORT - PART A (Continued)
 PERMIT NUMBER: FLA012731

DISCHARGE POINT NUMBER: R001

Facility name land O'Lakes Subregional Reuse Facility
 COUNTY: Pasco County, FL
 Month/Year: 4 / 03

Parameter		Quantity or Loading	Units	Quality or Concentration	Units	No. Ex.	Frequency of Analysis	Sample Type
Fecal Coliform Bacteria	Sample Measurement			<1	#100ml	0	Daily 7 days/Week	Grab
PARM Code 74055 A Mon Site No EFA-01	Permit Measurement			25/100ml (max)	#/100ml		Daily 7 days/Week	Grab
Fecal Coliform Bacteria % less than detection	Sample Measurement		100		%	0	Daly 7 days/Week	Calculation
PARM Code 51005 A Mon Site No EFA-01	Permit Measurement		75 (Min)		%		Daily 7 days/Week	Calculation
TRC for disinfection	Sample Measurement		1.7		Mg/L.	0	Continuous	Meter
PARM Code 50060 A Mon Site No EFB-01	Permit Measurement		1.0 (Min)		Mg/L		Continuous	Grab
Nitrate (as N)	Sample Measurement			10.1	Mg/l	0	Weekly	24-hour FPC
PARM Code 00620 1 Mon Site No EFA-01	Permit Measurement			12.0 (Max.)	Mg/L		Weekly	16-hour FPC
Turbidity	Sample Measurement			2.2	NTU	0	Continuous	Meter
PARM Code 82078 B Mon Site No INF-01	Permit Measurement			Report (Max)	NTU		Continuous	Meter
	Sample Measurement							
	Permit Measurement							
CBOD5	Sample Measurement		191		Mg/l	0	Weekly	24-hour FPC
PARM Code 80082 G Mon Site No INF-01	Permit Measurement		Report (Mo.Avg.)		mg/L		Every 2 Weeks	16-hour FPC ³
ISS	Sample Measurement		276		Mg/l	0	Weekly	24-hour FPC
PARM Code 00530 G Mon Site No INF-01	Permit Measurement		Report (Mo.Avg)		Mg/l		Every 2 Weeks	16-hour FPC
	Sample Measurement							
	Sample Measurement							
	Permit Measurement							

- 1 Rolling Twelve Month Average is the average of the current month's average and the preceding eleven (11) month's averages. For Fecal Coliform, use the monthly geo. Mean
- 2 Annual Average Daily Flow.
- 3 FPC-Flow Proportioned Composite.
- 4 The 3MADF % Capacity is the 3MADF divided by the plant capacity multiplied by 100, Reported as a percent.

DAILY SAMPLE RESULTS - PART B

Facility Name: Land O' Lakes Subregional Reuse Facility
 PASCO COUNTY
 Month/Year: 4/03

Permit Number: FLA012731

DISCHARGE POINT NUMBER: R001

	Flow (MGD) To R001 Public Access	Flow Total Plant (MGD)	CBOD5 (mg/L)	TSS (MGL)	PH (Max) S.U.	pH (Min) S.U.	Fecal Coliform Bacteria (#/100ml)	TRC (For Disinfect.) (mg/Min)	Nitrate (mg/l)	Turbidity (NTU) (Max)	CBOD5 (mg/l)	TSS (mg/l)
Code	50050	50050	80082	00530	00400	00400	74055	50060	00620	82079	80082	00530
Mon. Site	FLW-01	FLW-02	EFA-01	EFB-01	EFA-01	EFA-01	EFA-01	EFA-01	EFA-01	EFA-01	INF-01	INF-01
1	0.610	1.244		2	7.9	7.0	<1	9.5		0.9		
2	0.079	1.181		2	8.0	7.3	<1	4.7		1.2		
3	1.540	1.214	3	1	7.9	7.2	<1	8.3	13.3	1.0	146	304
4	0.320	1.157		2	7.5	7.1	<1	10.0		0.8		
5	0.310	1.228		2	7.8	7.2	<1	9.0		0.7		
6	1.030	1.399		1	7.9	7.5	<1	10.0		1.0		
7	0.510	1.149		2	7.9	7.2	<1	2.8		1.2		
8	0.903	1.268		2	7.8	7.5	<1	4.2		1.8		
9	0.603	1.209		2	7.8	7.3	<1	7.3		1.5		
10	1.350	1.184	3	1	7.7	7.3	<1	7.2	10.1	1.9	201	262
11	1.220	1.066		1	7.9	7.5	<1	10.0		1.6		
12	1.060	1.255		2	7.9	7.6	<1	10.0		1.2		
13	1.290	1.286		1	7.8	7.2	<1	9.6		1.1		
14	1.020	1.145		1	8.0	7.2	<1	2.8		1.2		
15	1.510	1.130		2	7.8	7.6	<1	3.2		2.0		
16	1.490	1.042		2	7.8	7.5	<1	7.8		1.4		
17	0.970	0.982	5	1	7.8	7.6	<1	9.7	3.54	1.2	201	264
18	1.000	1.109		1	7.9	7.6	<1	8.6		0.8		
19	1.440	1.260		1	7.8	7.5	<1	8.5		0.8		
20	1.570	1.314		1	7.8	7.2	<1	9.8		0.9		
21	1.440	1.187		1	7.8	7.2	<1	3.1		2.2		
22	0.910	1.177		3	8.0	7.5	<1	4.5		2.0		
23	1.620	1.105		2	8.2	7.5	<1	9.0		1.5		
24	1.190	1.205	4	1	7.9	7.6	<1	9.6	3.19	1.0	217	274
25	0.800	1.020		1	7.9	7.6	<1	4.4		0.9		
26	0.360	1.318		1	7.8	7.5	<1	10.0		0.9		
27	1.370	1.433		1	7.7	7.4	<1	7.0		0.9		
28	1.700	1.147		2	7.8	7.1	<1	3.0		1.9		
29	1.550	1.158		2	8.0	7.5	<1	1.7		1.6		
30	0.840	1.114		1	8.0	7.4	<1	9.7		1.0		
31												

Total plant 35 687 MG Avg 1 190MG D R001 30 140MG Avg 1 005 MGD Pond 2.176MG Reject 0

PLANT STAFFING

Day Shift Operator	Class	<u>A</u>	Certificate No	<u>4420</u>	Name	<u>T.KIDDER</u>
Evening Shift Operator	Class	<u>C</u>	Certificate No	<u>9035</u>	Name	<u>M CASE</u>
Night Shift Operator	Class	<u>C</u>	Certificate No	<u>6466</u>	Name	<u>F VENGREN</u>
Lead Operator	Class	<u>A</u>	Certificate No	<u>4044</u>	Name	<u>L.HART</u>

Type of Effluent Disposal or Reclaimed Water Reuse. Slow & rapid land application-restricted & unrestricted

Limited Wet Weather Discharge Activated Yes. No Not Applicable X If yes, cumulative days of wet weather discharge _____

Attach additional sheets if necessary to list all certified operators.

FLA012731 Version 04/02

DEPARTMENT OF ENVIRONMENTAL PROTECTION DISCHARGE MONITORING REPORT - PART A

When Completed mail this report to: Department of Environmental Protection, Mail Station 3551, 2600 Blair Stone Road, Tallahassee, FL 32399-2400

PERMITTEE NAME: Pasco County Utilities Department
 MAILING ADDRESS: 7530 Little Road, Suite 205, New Port Richey, FL 34654

PERMIT NUMBER: FLA012731

LIMIT: Final

REPORT: Monthly

FACILITY LOCATION: Land O'Lakes Subregional, 6003 Parkway Boulevard, Land O'Lakes, FL 34639

CLASS SIZE: Minor
 DISCHARGE POINT NUMBER: R002 (Reject Pond)
 PLANT SIZE/TREATMENT TYPE: I/B
 NO DISCHARGE FROM SITE: (X)

GROUP: Domestic

COUNTY: Pasco

3 MADF % Capacity4
 MONITORING PERIOD: 0 %
 From: 4 / 1 / 03

To: 4 / 30 / 03

Parameter		Quantity or Loading		Units	Quality or Concentration		Units	No. Ex.	Frequency of Analysis	Sample Type
Flow, to P/E pond PARM Code 50050 Y Mon Site No FLW-01	Sample Measurement	0.131		mgd				0	Calculation	Rolling 12 Mo. Avg.1
	Permit Measurement	3.50 ¹ (12 MADF)		mgd					Calculation	Rolling 12 Mo. Avg.1
Flow, total plant PARM Code 50050 1	Sample Measurement	1 156	1 190	mgd				0	Continuous	Flow meter & Totalizer
	Permit Measurement	3 50 (3AADF)2	Report (Mo Avg)	mgd					Continuous	Flow meter & Totalizer
CBOD5 PARM Code 80082 Y Mon Site No EFA-01	Sample Measurement				—		Mg/l	0	Calculation	Calculated Roll.12Mo.Avg
	Permit Measurement				20.0 (12 Mo Avg)		mg/L		Calculation	Calculated Roll.12Mo.Avg
CBOD5 PARM Code 80082 Mon Site No EFA-01	Sample Measurement				—	—	Mg/l	0	Weekly	24-hour FPC
	Permit Measurement				30.0 (Mo.Avg.)	60.0 (Max)	mg/L		Weekly	16-hour FPC ²
TSS PARM Code 00530 Y Mon Site No EFA-01	Sample Measurement				—		Mg/l	0	Calculation	Calculated Roll.12Mo.Avg
	Permit Measurement				20.0 (12 Mo.Avg.)		mg/L		Calculation	Calculated Roll.12Mo.Avg
TSS PARM Code 00530 Mon Site No EFA-01	Sample Measurement				—	—	Mg/l	0	Weekly	24-hour FPC
	Permit Measurement				30.0 (Mo. Avg)	60 0 (Max)	Mg/l		Weekly	16-hour FPC
pH PARM Code 00406 1 Mon Site No EFA-01	Sample Measurement				—	—	S.U.	0	Continuous	Meter
	Permit Measurement				6 0 (Min)	8.5 (Max)	S.U.		Continuous	Grab

I certify under penalty of law that I have personally examined and am familiar with the information submitted here; and based on my inquiry of those individuals responsible for obtaining the information I believe the information is true, accurate and complete. I am aware of penalties for false information including possible fines and imprisonment.

NAME/TITLE OF PRINCIPAL EXECUTIVE OFFICER OR AUTHORIZED	SIGNATURE OF PRINCIPAL EXECUTIVE OFFICER OR AUTHORIZED AGENT	TELEPHONE NO	DATE (YY/MM/DD)
Harold R. Bungard, Utilities Operations Supervisor	<i>Harold R. Bungard</i>	727-847-8145	5/21/03

COMMENT AND EXPLANATION OF VIOLATIONS (Reference all attachments here): LIGHTING STRIKE TO EFFLUENT SAMPLE PUMP.

BK 9
7/20/03

DISCHARGE MONITORING REPORT-PART A (Continued)

FACILITY NAME: Land O'Lakes Subregional Reuse Facility
 COUNTY: Pasco
 Month/Year: 4 / 03

PERMIT NO.: FLA12731

DISCHARGE POINT NO.: R002

WAFR SITE No.: R002

Parameter		Quantity or Loading	Units	Quality or Concentration	Units	No. Ex.	Frequency of Analysis	Sample Type
Fecal Coliform Bacteria	Sample Measurement			—	#100ml	0	Calculation	Calculated Roll.12Mo.Avg
PARM Code 74055 Y Mon Site No. EFA-01	Permit Measurement			200 (12 Mo Avg.)	#/100mL		Calculation	Calculated Roll.12MO.Av.
Fecal Coliform Bacteria	Sample Measurement			—	#100ml	0	Daily 7days/Week	Grab
PARM Code 74055 I Mon Site No. EFA-01	Permit Measurement			Report (Mo. Geo Mean)	#/100ml		Daily 7days/Week	Grab
IRC for disinfection	Sample Measurement			—	Mg/l	0	Continuous	Meter
PARM Code 50060 A Mon Site No. EFA-01	Permit Measurement			0.5 (Min)	Mg/l		Continuous	Meter
Nitrate (as N)	Sample Measurement			—	Mg/l	0	Weekly	24-hour FPC
PARM Code 00620 I Mon Site No. EFA-01	Permit Measurement			12.0 (Max)	Mg/l		Weekly	16-hour FPC
CBOD 5	Sample Measurement			—	Mg/l	0	Weekly	24-hour FPC
PARM Code 80082 G Mon.Site No. INF-01	Permit Measurement			Report Monthly	Mg/l		Every 2 Weeks	16-hour FPC
TSS	Sample Measurement			—	Mg/l	0	Weekly	24-hour FPC
PARM Code 00530 G Mon.Site No. INF-01	Permit Measurement			Report Monthly	Mg/l		Every 2 Weeks	16-hour Fpc
	Sample Measurement							
	Permit Measurement							
	Sample Measurement							
	Permit measurement							
	Sample Measurement							
	Permit Measurement							

- 1 Rolling Twelve Month Average is the average of the current month's average and the preceding eleven (11) month's averages. For Fecal Coliform, use the monthly geometric mean.
- 2 Annual Average Daily Flow.
- 3 FPC-Flow Proportioned Flow.
- 4 The 3MADF % Capacity is the 3MADF divided by plant capacity multiplied by 100, Reported as a percent.

DAILY SAMPLE RESULTS - PART B

Facility Name: Land o' Lakes Subregional Reuse Facility

Permit Number: FLA012731

DISCHARGE POINT NUMBER: R002

Pasco County

Month/Year 4 / 03

	Flow (MGD) To R002 Reject Pond	Flow Total Plant (MDG)	CBOD5 (mg/l)	TSS (mg/l)	pH (Max) S.U.	PH (Min) S.U.	Fecal Coliform Bacteria (#/100)	TRC (For Disinfect.) (mg/l)	Nitrate (mg/l)	CBOD5 (mg/l)	TSS (mg/l)
Code	50050	50050	80082	00530	00400	00406	74055	50060	00620	80082	00530
Mon. Site	FLW-01	FLW-02	EFA-01	EFA-01	EFA-01	EFA-01	EFA-01	EFA-01	EFA-01	INF-01	INF-01
1											
2											
3											
4											
5											
6											
7											
8											
9											
10											
11											
12											
13											
14											
15											
16											
17											
18											
19											
20											
21											
22											
23											
24											
25											
26											
27											
28											
29											
30											
31											

PLANT STAFFING

Day Shift Operator Class A Certificate No 4420 Name T KIDDER
 Evening Shift Operator Class C Certificate No 9035 Name M.CASE
 Night Shift Operator Class C Certificate No 6466 Name F VENGREN
 Lead Operator Class A Certificate No 4044 Name L.HART

Type of Effluent Disposal or Reclaimed Water Reuse Slow&rapid land application-restricted-unrestricted

Limited Wet Weather Discharge Activated Yes No Not Applicable If yes, cumulative days of wet weather

540 ✓

DEPARTMENT OF ENVIRONMENTAL PROTECTION DISCHARGE MONITORING REPORT - PART A

When Completed mail this report to: Department of Environmental Protection, Mail Station 3551, 2600 Blair Stone Road, Tallahassee, FL 32399-2400

PERMITTEE NAME	Pasco County Utilities Department	PERMIT NUMBER:	FLA012731	REPORT:	Monthly
MAILING ADDRESS	7530 Little Road, Suite 205 New Port Richey, FL 34654	LIMIT:	Final	GROUP:	Domestic
FACILITY	Land O'Lakes Subregional WWTF	CLASS SIZE:	N/A		
LOCATION:	6003 Parkway Boulevard Land O'Lakes, FL 34639	DISCHARGE POINT NUMBER:	R001		
COUNTY	PASCO	PLANT SIZE/TREATMENT TYPE	II/B		
		NO DISCHARGE FROM SITE:	()		
		3MADF % Capacity	36%		
		MONITORING PERIOD	From 3/1/03		To 3/31/03

Parameter		Quantity or Loading		Units	Quality or Concentration		Units	No. Ex.	Frequency of Analysis	Sample Type
Flow (R001)	Sample Measurement	1 140		mgd				0	Calculation	Rolling 12 Month Avg
PARM Code 50050 Y Mon Site No FLW-01	Permit Measurement	3.50 ¹ (12 MADF)		mgd					Calculation	Rolling 12 Month Avg. ¹
Flow (Plant Flow)	Sample Measurement	1.245	1.282	mgd				0	Continuous	Flow Meter & Totalizer
PARM Code 50050 1 Mon Site No FLW-02	Permit Measurement	3.5 ¹ (3 MADF)	Report (Mo Avg.)	mgd					Continuous	Flow Meter & Totalizer
CBOD5	Sample Measurement				7.9		Mg/l	0	Calculation	Rolling 12 Month Avg
PARM Code 80082 Y Mon Site No EFA-01	Permit Measurement				20.0 ¹ (An Avg)		mg/L		Calculation	Rolling 12 Month Avg. ¹
CBOD5	Sample Measurement				6.0	9.0	Mg/l	0	Weekly	16-hour FPC
PARM Code 80082 1 Mon Site No EFA-01	Permit Measurement				30.0 (Mo Avg)	60.0 (Max.)	mg/L		Weekly	16-hour FPC ²
TSS	Sample Measurement					2.0	Mg/l	0	Daily, 7/week	Grab
PARM Code 00530 1 Mon Site No EFB-01	Permit Measurement					5.0 (Max.)	mg/L		Daily, 7/week	Grab
PH	Sample Measurement				7.2	7.9	S.U.	0	Continuous	meter
PARM Code 00406 A Mon site No EFA-01	Permit Measurement				6.0 (Min)	8.5 (Max)	S.U.		Continuous	Grab

I certify under penalty of law that I have personally examined and am familiar with the information submitted herein; and based on my inquiry of those individuals immediately responsible for obtaining the information, I believe the submitted information is true, accurate and complete. I am aware that there are significant penalties for submitting false information including the possibility of fine and imprisonment.

NAME/TITLE OF PRINCIPAL EXECUTIVE OFFICER OR AUTHORIZED AGENT	SIGNATURE OF PRINCIPAL EXECUTIVE OFFICER OR AUTHORIZED AGENT	TELEPHONE NO	DATE
Harold Bengard, Wastewater Operations Supervisor	<i>Harold R Bengard</i>	727-547-8145	4/14/03

COMMENT AND EXPLANATION OF ANY VIOLATIONS (Reference all attachments here):

DISCHARGE MONITORING REPORT – PART A (Continued)
 PERMIT NUMBER: FLA012731

DISCHARGE POINT NUMBER:R001

Facility name: land O'Lakes Subregional Reuse Facility
 COUNTY: Pasco County, FL
 Month/Year:3 / 03

Parameter		Quantity or Loading	Units	Quality or Concentration	Units	No. Ex.	Frequency of Analysis	Sample Type
Fecal Coliform Bacteria PARM Code 74055 A Mon Site No EFA-01	Sample Measurement			<1	#100ml	0	Daily 7 days/Week	Grab
	Permit Measurement			25/100ml (max)	#/100ml		Daily 7 days/Week	Grab
Fecal Coliform Bacteria % less than detection PARM Code 51005 A Mon Site No. EFA-01	Sample Measurement		100		%	0	Daily 7 days/Week	Calculation
	Permit Measurement		75 (Min)		%		Daily 7 days/Week	Calculation
TRC for disinfection PARM Code 50060 A Mon Site No EFB-01	Sample Measurement		5.0		Mg/l	0	Continuous	Meter
	Permit Measurement		1.0 (Min)		Mg/L		Continuous	Grab
Nitrate (as N) PARM Code 00620 1 Mon Site No EFA-01	Sample Measurement			3.1	Mg/l	0	Weekly	24-hour FPC
	Permit Measurement			12.0 (Max.)	Mg/L		Weekly	16-hour FPC
Turbidity PARM Code 82078 B Mon Site No INF-01	Sample Measurement			1.5	NTU	0	Continuous	Meter
	Permit Measurement			Report (Max)	NTU		Continuous	Meter
CHOD5 PARM Code 80082 G Mon Site No INF-01	Sample Measurement		252		Mg/l	0	Weekly	24-hour FPC
	Permit Measurement		Report (Mo.Avg.)		mg/L		Every 2 Weeks	16-hour FPC ¹
TSS PARM Code 00530 G Mon Site No INF-01	Sample Measurement		286		Mg/l	0	Weekly	24-hour FPC
	Permit Measurement		Report (Mo.Avg.)		Mg/l		Every 2 Weeks	16-hour FPC
	Sample Measurement							
	Sample Measurement							
	Permit Measurement							

- 1 Rolling Twelve Month Average is the average of the current month's average and the preceding eleven (11) month's averages. For Fecal Coliform, use the monthly geo. Mean
- 2 Annual Average Daily Flow.
- 3 FPC-Flow Proportioned Composite.
- 4 The 3MADF % Capacity is the 3MADF divided by the plant capacity multiplied by 100, Reported as a percent.

DAILY SAMPLE RESULTS - PART B

Wastewater Reuse Facility

Permit Number: FLA012731

DISCHARGE POINT NUMBER: R001

Plant (GD)	50050	80082	00530	00400	00400	74055	50060	00620	82079	80082	00530	
	FLW-02	EFA-01	EFB-01	EFA-01	EFA-01	EFA-01	EFA-01	EFA-01	EFB-01	INF-01	INF-01	
	1.359		2	7.5	7.5	<1	5.0		1.2			
	1.479		2	7.7	7.6	<1	10.0		1.0			
0	1.298		2	7.8	7.2	<1	10.0		1.0			
000	1.349		2	7.8	7.2	<1	10.0		0.9			
2.020	1.235		2	7.6	7.5	<1	9.7		0.9			
	1.130	1.222	6	2	7.8	7.4	<1	9.7	2.32	0.8	217	244
	1.460	1.112		2	7.8	7.4	<1	9.5		0.9		
8	1.430	1.302		2	7.8	7.4	<1	9.5		1.0		
9	1.200	1.499		2	7.9	7.6	<1	8.2		1.3		
10	2.250	1.267		2	7.7	7.5	<1	8.0		1.2		
11	2.000	1.256		2	7.8	7.5	<1	8.0		1.0		
12	0.890	1.207		2	7.8	7.5	<1	8.6		0.9		
13	1.480	1.196	4	1	7.8	7.6	<1	8.5	0.74	0.9	305	318
14	1.030	1.158		2	7.8	7.6	<1	8.5		0.9		
15	1.710	1.246		2	7.8	7.6	<1	9.0		1.2		
16	0.430	1.431		2	7.8	7.5	<1	9.2		1.5		
17	1.730	1.337		2	7.8	7.4	<1	9.0		1.3		
18	1.090	1.228		2	7.7	7.4	<1	9.5		1.2		
19	1.420	1.249		2	7.7	7.4	<1	9.2		1.4		
20	0.380	1.258	9	2	7.7	7.5	<1	9.7	1.11	1.2	267	320
21	1.820	1.183		2	7.7	7.5	<1	6.2		1.0		
22	1.510	1.275		2	7.7	7.5	<1	6.5		1.0		
23	1.660	1.493		1	7.7	7.2	<1	8.0		0.9		
24	1.440	1.261		2	7.7	7.2	<1	8.5		0.8		
25	1.450	1.217		2	7.8	7.4	<1	8.5		0.8		
26	0.050	1.143		2	7.8	7.4	<1	8.6		0.8		
27	0.670	1.279	5	1	7.8	7.4	<1	9.0	3.10	0.9	217	260
28	0.380	1.272		2	7.9	7.5	<1	9.4		1.0		
29	0.225	1.254		2	7.8	7.5	<1	9.2		1.2		
30	1.270	1.435		2	7.9	7.5	<1	9.5		1.3		
31	1.020	1.243		2	7.9	7.6	<1	9.6		1.5		

PLANT STAFFING

Day Shift Operator Class: A Certificate No. 4420 Name T. KIDDER
 Evening Shift Operator Class: C Certificate No. 9035 Name M. CASE
 Night Shift Operator Class: C Certificate No. 6466 Name F. VENGREN
 Lead Operator Class: A Certificate No. 4044 Name L. HART

Type of Effluent Disposal or Reclaimed Water Reuse: Slow & rapid land application - restricted & unrestricted
 Limited Wet Weather Discharge Activated: Yes. No Not Applicable If yes, cumulative days of wet weather discharge _____

Attach additional sheets if necessary to list all certified operators.

DEPARTMENT OF ENVIRONMENTAL PROTECTION

When Completed mail this report to: Department of Environmental Protection, Mail Station 3551, 2600 Blair Stone Road, Tallahassee, FL 32309.

PERMITTEE NAME: Pasco County Utilities Department
 MAILING ADDRESS: 7530 Little Road, Suite 205, New Port Richey, FL 34654

PERMIT NUMBER: FLA01.

LIMIT: Final

FACILITY LOCATION: Land O'Lakes Subregional, 6003 Parkway Boulevard, Land O'Lakes, FL 34639

CLASS SIZE: Minor
 DISCHARGE POINT NUMBER: R002 (Reject Pond)
 PLANT SIZE/TREATMENT TYPE: II/B
 NO DISCHARGE FROM SITE: (X)

COUNTY: Pasco

3 MADF % Capacity4
 MONITORING PERIOD: 7_% From: 3/1/03_

To: 3/1/03_

Parameter		Quantity or Loading		Units	Quality or Concentration		Units	No. Ex.	Frequency of Analysis	Sample Type
Flow, to P/E pond	Sample Measurement	0.131		mgd				0	Calculation	Rolling 12 Mo. Avg. 1
PARM Code 50050 Y Mon Site No. FLW-01	Permit Measurement	3.50 ¹ (12 MADF)		mgd					Calculation	Rolling 12 Mo. Avg. 1
Flow, total plant	Sample Measurement	1.245	1.282	mgd				0	Continuous	Flow meter & Totalizer
PARM Code 50050 1	Permit Measurement	3.50 (3AADF)2	Report (Mo. Avg.)	mgd					Continuous	Flow meter & Totalizer
CBOD5	Sample Measurement						Mg/l	0	Calculation	Calculated Roll. 12 Mo. Avg
PARM Code 80082 Y Mon Site No. EFA-01	Permit Measurement				20.0 (12 Mo Avg)		mg/L		Calculation	Calculated Roll. 12 Mo. Avg
CBOD5	Sample Measurement						Mg/l	0	Weekly	" 24-hour FPC
PARM Code 80082 Mon Site No. EFA-01	Permit Measurement				30.0 (Mo. Avg)	60.0 (Max)	mg/L		Weekly	16-hour FPC ²
TSS	Sample Measurement						Mg/l	0	Calculation	Calculated Roll. 12 Mo. Avg
PARM Code 00530 Y Mon Site No. EFA-01	Permit Measurement				20.0 (12 Mo Avg)		mg/L		Calculation	Calculated Roll. 12 Mo. Avg
TSS	Sample Measurement						Mg/l	0	Weekly	24-hour FPC
PARM Code 00530 Mon Site No. EFA-01	Permit Measurement				30.0 (Mo. Avg)	60.0 (Max)	Mg/l		Weekly	16-hour FPC
pH	Sample Measurement						S.U.	0	Continuous	Meter
PARM Code 00406 1 Mon Site No. EFA-01	Permit Measurement				6.0 (Min)	8.5 (Max)	S.U.		Continuous	Grab

I certify under penalty of law that I have personally examined and am familiar with the information submitted here; and based on my inquiry of those individuals responsible for obtaining the information I believe the information is true, accurate and complete. I am aware of penalties for false information including possible fines and imprisonment.

NAME/TITLE OF PRINCIPAL EXECUTIVE OFFICER OR AUTHORIZED	SIGNATURE OF PRINCIPAL EXECUTIVE OFFICER OR AUTHORIZED AGENT	TELEPHONE NO	DATE (YY/MM/DD)
Gold Bengard, Wastewater Operations Supervisor	<i>Gold Bengard</i>	727-847-8445	4/14/03

COMMENT AND EXPLANATION OF VIOLATIONS (Reference all attachments here): LIGHTNING STRIKE TO EFFLUENT SAMPLE PUMP.

No flow from this outfall due to lightning strike.

DISCHARGE MONITORING REPORT-PART A (Continued)

FACILITY NAME: Land O'Lakes Subregional Reuse Facility
 COUNTY: Pasco
 Month/Year 3/ 03

PERMIT NO.: FLA12731

DISCHARGE POINT NO.: R002

WAFR SITE No.: R002

Parameter		Quantity or Loading	Units	Quality or Concentration	Units	No. Ex.	Frequency of Analysis	Sample Type
Fecal Coliform Bacteria	Sample Measurement				#100ml	0	Calculation	Calculated Roll.12Mo.Avg
PARM Code 74055 Mon Site No. EFA-01	Permit Measurement			200 (12 Mo Avg.)	#/100mL		Calculation	Calculated Roll.12MO.Av.
Fecal Coliform Bacteria	Sample Measurement				#100ml	0	Daily 7days/Week	Grab
PARM Code 74055 Mon Site No. EFA-01	Permit Measurement			Report (Mo.Geo.Mean)	#/100ml		Daily 7days/Week	Grab
TRC for disinfection	Sample Measurement				Mg/l	0	Continuous	Meter
PARM Code 50060 Mon Site No. EFA-01	Permit Measurement			0.5 (Min)	Mg/l		Continuous	Meter
Nitrate (as N)	Sample Measurement				Mg/l	0	Weekly	24-hour FPC
PARM Code 00620 Mon Site No. EFA-01	Permit Measurement				Mg/l		Weekly	16-hour FPC
CBOD 5	Sample Measurement				Mg/l	0	Weekly	24-hour FPC
PARM Code 80082 Mon.Site No. INF-01	Permit Measurement			Report Monthly	Mg/l		Every 2 Weeks	16-hour FPC
TSS	Sample Measurement				Mg/l	0	Weekly	24-hour FPC
PARM Code 00530 Mon Site No. INF-01	Permit Measurement			Report Monthly	Mg/l		Every 2 Weeks	16-hour Fpc
	Sample Measurement							
	Permit Measurement							
	Sample Measurement							
	Permit measurement							
	Sample Measurement							
	Permit Measurement							

- 1 Rolling Twelve Month Average is the average of the current month's average and the preceding eleven (11) month's averages. For Fecal Collform, use the monthly geometric mean.
- 2 Annual Average Daily Flow.
- 3 FPC-Flow Proportioned Flow.
- 4 The 3MADF % Capacity is the 3MADF divided by plant capacity multiplied by 100, Reported as a percent.

DAILY SAMPLE RESULTS - PART B

Subregional Reuse Facility

Permit Number: FLA012731

DISCHARGE POINT NUMBER: R002

Flow Plant (MDG)	CBOD5 (mg/l)	TSS (mg/l)	pH (Max) S.U.	PH (Min) S.U.	Fecal Coliform Bacteria (#/100)	TRC (For Disinfect) (mg/l)	Nitrate (mg/l)	CBOD5 (mg/l)	TSS (mg/l)
50050	80082	00530	00400	00406	74055	50060	00620	80082	00530
FLW-02	EFA-01	EFA-01	EFA-01	EFA-01	EFA-01	EFA-01	EFA-01	INF-01	INF-01
These Flows are provided on R001 Part B Form -DCJ									
8									
9									
10									
11									
12									
13									
14									
15									
16									
17									
18									
19									
20									
21									
22									
23									
24									
25									
26									
27									
28									
29									
30									
31									

PLANT STAFFING

Day Shift Operator Class A Certificate No 4420 Name T KIDDER
 Evening Shift Operator Class C Certificate No 9035 Name M. CASE
 Night Shift Operator Class C Certificate No 6466 Name F VENGREN
 Lead Operator Class A Certificate No 4044 Name I HART

Type of Effluent Disposal or Reclaimed Water Reuse Slow & rapid land application-restricted-unrestricted
 Limited Wet Weather Discharge Activated Yes No Not Applicable If yes, cumulative days of wet weather

0702

DEPARTMENT OF ENVIRONMENTAL PROTECTION DISCHARGE MONITORING REPORT - PART A

When Completed mail this report to: Department of Environmental Protection, Mail Station 3551, 2600 Blair Stone Road, Tallahassee, FL 32399-2400

PERMITTEE NAME Pasco County Utilities Department
 MAILING ADDRESS 7530 Little Road, Suite 205
 New Port Richey, FL 34654

PERMIT NUMBER: FLA012731
 LIMIT: Final
 CLASS SIZE: N/A
 DISCHARGE POINT NUMBER: R001
 PLANT SIZE/TREATMENT TYPE II/B
 NO DISCHARGE FROM SITE: ()
 3MADF % Capacity⁴ 31.9 %
 MONITORING PERIOD From 2/1/03

REPORT: Monthly
 GROUP: Domestic

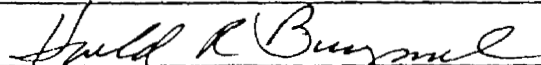
FACILITY Land O'Lakes Subregional WWTF
 LOCATION 6003 Parkway Boulevard
 Land O'Lakes, FL 34639

To: 2/28/03

COUNTY PASCO

Parameter		Quantity or Loading		Units	Quality or Concentration		Units	No. Ex.	Frequency of Analysis	Sample Type
Flow (R001)	Sample Measurement	1.1361		mgd				0	Calculation	Rolling 12 Month Avg
PARM Code 50050 Y Mon Site No FLW-01	Permit Measurement	3.50 ¹ (12 MADF)		mgd					Calculation	Rolling 12 Month Avg. ¹
Flow (Plant Flow)	Sample Measurement	1.115	1.287	mgd				0	Continuous	Flow Meter & Totalizer
PARM Code 50050 1 Mon Site No FLW-02	Permit Measurement	3.5 ³ (3 MADF)	Report (Mo. Avg.)	mgd					Continuous	Flow Meter & Totalizer
CBOD5	Sample Measurement				8.0		Mg/l	0	Calculation	Rolling 12 Month Avg
PARM Code 80082 Y Mon Site No EFA-01	Permit Measurement				20.0 ¹ (An Avg)		mg/L		Calculation	Rolling 12 Month Avg. ¹
CBOD5	Sample Measurement				3.8	6.0	Mg/l	0	Weekly	16-hour FPC
PARM Code 80082 1 Mon Site No EFA-01	Permit Measurement				30.0 (Mo. Avg.)	60.0 (Max.)	mg/L		Weekly	16-hour FPC ²
TSS	Sample Measurement					2.0	Mg/l	0	Daily, 7/week	Grab
PARM Code 00530 1 Mon Site No EFB-01	Permit Measurement					5.0 (Max)	mg/L		Daily, 7/week	Grab
PH	Sample Measurement				6.9	7.4	S.U.	0	Continuous	meter
PARM Code 00406 A Mon site No EFA-01	Permit Measurement				6.0 (Min)	8.5 (Max)	S.U.		Continuous	Grab

I certify under penalty of law that I have personally examined and am familiar with the information submitted herein; and based on my inquiry of those individuals immediately responsible for obtaining the information, I believe the submitted information is true, accurate and complete. I am aware that there are significant penalties for submitting false information including the possibility of fine and imprisonment.

NAME/TITLE OF PRINCIPAL EXECUTIVE OFFICER OR AUTHORIZED AGENT	SIGNATURE OF PRINCIPAL EXECUTIVE OFFICER OR AUTHORIZED AGENT	TELEPHONE NO	DATE
Harold R. Bungard, Utilities Operations Supervisor		727-847-8145	03/17/03

COMMENT AND EXPLANATION OF ANY VIOLATIONS (Reference all attachments here):

DISCHARGE MONITORING REPORT - PART A (Continued)
 PERMIT NUMBER: FLA012731

DISCHARGE POINT NUMBER:R001

Facility name: land O'Lakes Subregional Reuse Facility
 COUNTY: Pasco County, FL
 Month/Year: 2 / 03

Parameter		Quantity or Loading	Units	Quality or Concentration	Units	No. Ex.	Frequency of Analysis	Sample Type
Fecal Coliform Bacteria	Sample Measurement			23	#100ml	0	Daily 7 days/Week	Grab
PARM Code 74055 A Mon Site No EFA-01	Permit Measurement			25/100ml (max)	#/100ml		Daily 7 days/Week	Grab
Fecal Coliform Bacteria % less than detection	Sample Measurement			75	%	0	Daly 7 days/Week	Calculation
PARM Code 51005 A Mon Site No EFA-01	Permit Measurement			75 (Min)	%		Daily 7 days/Week	Calculation
TRC for disinfection	Sample Measurement			2.5	Mg/l	0	Continuous	Meter
PARM Code 50060 A Mon Site No EFB-01	Permit Measurement			1.0 (Min)	Mg/L		Continuous	Grab
Nitrate (as N)	Sample Measurement			3.77	Mg/l	0	Weekly	24-hour FPC
PARM Code 00620 1 Mon Site No EFA-01	Permit Measurement			12.0 (Max)	Mg/L		Weekly	16-hour FPC
Turbidity	Sample Measurement			1.3	NTU	0	Continuous	Meter
PARM Code 82078 B Mon Site No INF-01	Permit Measurement			Report (Max)	NTU		Continuous	Meter
	Sample Measurement							
	Permit Measurement							
CBOD5	Sample Measurement			211	Mg/l	0	Weekly	24-hour FPC
PARM Code 80082 G Mon Site No INF-01	Permit Measurement			Report (Mo.Avg)	mg/L		Every 2 Weeks	16-hour FPC ²
TSS	Sample Measurement			216	Mg/l	0	Weekly	24-hour FPC
PARM Code 00530 G Mon Site No INF-01	Permit Measurement			Report (Mo.Avg.)	Mg/l		Every 2 Weeks	16-hour FPC
	Sample Measurement							
	Sample Measurement							
	Permit Measurement							

- 1 Rolling Twelve Month Average is the average of the current month's average and the preceding eleven (11) month's averages. For Fecal Coliform, use the monthly geo. Mean
- 2 Annual Average Daily Flow.
- 3 FPC-Flow Proportioned Composite.
- 4 The 3MADF % Capacity is the 3MADF divided by the plant capacity multiplied by 100, Reported as a percent.

DAILY SAMPLE RESULTS - PART B

Facility Name: Land O' Lakes Subregional Reuse Facility
 PASCO COUNTY
 Month/Year: 2 / 03

Permit Number: FLA012731

DISCHARGE POINT NUMBER: R001

	Flow (MGD) To R001 Public Access	Flow Total Plant (MGD)	CBOD5 (mg/L)	TSS (MGL)	PH (Max) S.U.	pH (Min) S.U.	Fecal Coliform Bacteria (#/100ml)	TRC (For Disinfect) (mg/Min)	Nitrate (mg/l)	Turbidity (NTU) (Max)	CBOD5 (mg/l)	TSS (mg/l)
Code	50050	50050	80082	00530	00400	00400	74055	50060	00620	82079	80082	00530
Mon. Site	FLW-01	FLW-02	EFA-01	EFB-01	EFA-01	EFA-01	EFA-01	EFA-01	EFA-01	EFB-01	INF-01	INF-01
1	1.214	1.214		2	7.2	7.0	<1	4.5		0.8		
2	1.376	1.376		2	7.3	7.0	<1	5.0		0.9		
3	1.209	1.209		2	7.2	7.0	<1	5.0		1.2		
4	1.202	1.202		2	7.3	7.0	<1	6.3		1.0		
5	1.198	1.198		2	7.3	7.1	7	4.2		1.0		
6	1.184	1.184	4	1	7.1	7.0	<1	8.0	1.41	1.0	267	148
7	1.055	1.055		2	7.3	7.1	<1	7.5		0.7		
8	1.194	1.194		2	7.3	7.2	<1	7.2		0.8		
9	1.417	1.417		2	7.2	7.1	<1	6.5		0.9		
10	1.123	1.123		2	7.4	7.0	23	5.5		0.8		
11	1.214	1.214		2	7.3	7.1	6	5.2		0.9		
12	1.207	1.207		2	7.0	7.1	13	4.2		1.0		
13	1.157	1.157	2	1	7.3	7.0	<1	7.3	3.77	0.8	172	202
14	1.119	1.119		2	7.3	7.2	8	5.0		1.0		
15	1.233	1.233		2	7.3	7.1	<1	7.8		1.1		
16	1.439	1.439		2	7.2	7.1	<1	7.8		1.2		
17	1.219	1.219		2	7.4	7.0	3	6.2		1.3		
18	1.267	1.276		3	7.4	7.0	<1	2.5		1.1		
19	1.207	1.207		2	7.3	7.0	<1	8.0		0.9		
20	1.322	1.322	6	2	7.3	7.1	10	4.2	1.47	0.8	196	236
21	0.904	1.014		2	7.3	7.1	<1	2.6		0.9		
22	1.439	1.439		2	7.2	7.2	<1	7.5		0.9		
23	1.409	1.409		2	7.3	7.1	<1	7.6		1.0		
24	1.251	1.251		2	7.3	7.0	<1	7.5		1.0		
25	1.203	1.203		2	7.3	7.1	<1	8.0		1.0		
26	1.214	1.214		2	7.4	7.1	<1	9.0		0.8		
27	1.298	1.298		2	7.4	6.9	<1	8.5		0.9		
28	0	1.290	3	2	7.3	7.2	<1	6.5	1.11	1.0	207	278
29												
30												
31												

R001-34 617 MG 36 026 MG AVG DAY 1 287MGD REJECT 1 409 MG POND 4 788 MG

PLANT STAFFING:

Day Shift Operator Class: A Certificate No 4420 Name T KIDDER
 Evening Shift Operator Class: C Certificate No 9035 Name M CASE
 Night Shift Operator Class: C Certificate No 6466 Name E VENGREN
 Lead Operator Class: A Certificate No 4044 Name L HART

Type of Effluent Disposal or Reclaimed Water Reuse: Slow&rapid land application-restricted&unrestricted

Limited Wet Weather Discharge Activated. Yes. No Not Applicable: X If yes, cumulative days of wet weather discharge _____

DEPARTMENT OF ENVIRONMENTAL PROTECTION DISCHARGE MONITORING REPORT - PART A

When Completed mail this report to: Department of Environmental Protection, Mail Station 3551, 2600 Blair Stone Road, Tallahassee, FL 32399-2400

PERMITTEE NAME: Pasco County Utilities Department
 MAILING ADDRESS: 7530 Little Road, Suite 205, New Port Richey, FL 34654
 FACILITY LOCATION: Land O'Lakes Subregional, 6003 Parkway Boulevard, Land O'Lakes, FL 34639
 COUNTY: Pasco

PERMIT NUMBER: FLA012731
 LIMIT: Final
 CLASS SIZE: Minor
 DISCHARGE POINT NUMBER: R002 (Reject Pond)
 PLANT SIZE/TREATMENT TYPE: II/B
 NO DISCHARGE FROM SITE: ()
 3 MADF % Capacity4
 MONITORING PERIOD: 7.5 %
 From: 2 / 1 / 03
 To: 2 / _ / _

Parameter		Quantity or Loading		Units	Quality or Concentration		Units	No. Ex.	Frequency of Analysis	Sample Type
Flow, to P/E pond	Sample Measurement	0 005		mgd				0	Calculation	Rolling 12 Mo. Avg. 1
PARM Code 50050 Mon Site No. FLW-01	Y Permit Measurement	3 50 ¹ (12 MADF)		mgd					Calculation	Rolling 12 Mo. Avg. 1
Flow, total plant	Sample Measurement	1 115	1.287	mgd				0	Continuous	Flow meter & Totalizer
PARM Code 50050	1 Permit Measurement	3.50 (3AADF)2	Report (Mo. Avg)	mgd					Continuous	Flow meter & Totalizer
CBOD5	Sample Measurement				8.0		Mg/l	0	Calculation	Calculated Roll. 12 Mo. Avg
PARM Code 80082 Mon Site No. EFA-01	Y Permit Measurement				20.0 (12 Mo. Avg.)		mg/L		Calculation	Calculated Roll. 12 Mo. Avg
CBOD5	Sample Measurement				3.8	6.0	Mg/l	0	Weekly	24-hour FPC
PARM Code 80082 Mon Site No. EFA-01	Permit Measurement				30.0 (Mo. Avg.)	60.0 (Max)	mg/L		Weekly	16-hour FPC ¹
TSS	Sample Measurement				1		Mg/l	0	Calculation	Calculated Roll. 12 Mo. Avg
PARM Code 00530 Mon Site No. EFA-01	Y Permit Measurement				20.0 (12 Mo. Avg.)		mg/L		Calculation	Calculated Roll. 12 Mo. Avg
TSS	Sample Measurement				1	1	Mg/l	0	Weekly	24-hour FPC
PARM Code 00530 Mon Site No. EFA-01	Permit Measurement				30.0 (Mo. Avg)	60.0 (Max)	Mg/l		Weekly	16-hour FPC
pH	Sample Measurement				6.9	7.4	S.U.	0	Continuous	Meter
PARM Code 00406 Mon Site No. EFA-01	1 Permit Measurement				6.0 (Min)	8.5 (Max)	S.U.		Continuous	Grab

I certify under penalty of law that I have personally examined and am familiar with the information submitted here; and based on my inquiry of those individuals responsible for obtaining the information I believe the information is true, accurate and complete. I am aware of penalties for false information including possible fines and imprisonment.

NAME/TITLE OF PRINCIPAL EXECUTIVE OFFICER OR AUTHORIZED	SIGNATURE OF PRINCIPAL EXECUTIVE OFFICER OR AUTHORIZED AGENT	TELEPHONE NO	DATE (YY/MM/DD)
Harold R. Bungard, Utilities Operations Supervisor	<i>Harold Bungard</i>	727-847-8145	03/03/17

COMMENT AND EXPLANATION OF VIOLATIONS (Reference all attachments here): LIGHTNING STRIKE TO EFFLUENT SAMPLE PUMP.

BK 9
109 22 of 961

DISCHARGE MONITORING REPORT-PART A (Continued)

FACILITY NAME: Land O'Lakes Subregional Reuse Facility
 COUNTY: Pasco
 Month/Year: 2 / 03

PERMIT NO.: FLA12731

DISCHARGE POINT NO.: R002

WAFR SITE No.: R002

Parameter		Quantity or Loading	Units	Quality or Concentration	Units	No. Ex.	Frequency of Analysis	Sample Type
Fecal Coliform Bacteria	Sample Measurement			1	#100ml	0	Calculation	Calculated Roll. 12Mo.Avg
PARM Code 74055 Y Mon Site No. EFA-01	Permit Measurement			200 (12 Mo.Avg)	#/100mL		Calculation	Calculated Roll. 12MO.Av.
Fecal Coliform Bacteria	Sample Measurement			3	10	#100ml	0	Daily 7days/Week Grab
PARM Code 74055 1 Mon Site No. EFA-01	Permit Measurement			Report (Mo. Geo. Mean)	800 (Max)	#/100ml	0	Daily 7days/Week Grab
TRC for disinfection	Sample Measurement			6.5	Mg/l	0	Continuous	Meter
PARM Code 50060 A Mon Site No. EFA-01	Permit Measurement			0.5 (Min)	Mg/l		Continuous	Meter
Nitrate (as N)	Sample Measurement				3.77	Mg/l	0	Weekly 24-hour FPC
PARM Code 00620 1 Mon Site No. EFA-01	Permit Measurement				12.0 (Max)	Mg/l		Weekly 16-hour FPC
CBOD 5	Sample Measurement			211	Mg/l	0	Weekly	24-hour FPC
PARM Code 80082 G Mon. Site No. INF-01	Permit Measurement			Report Monthly	Mg/l		Every 2 Weeks	16-hour FPC
TSS	Sample Measurement			216	Mg/l	0	Weekly	24-hour FPC
PARM Code 00530 G Mon. Site No. INF-01	Permit Measurement			Report Monthly	Mg/l		Every 2 Weeks	16-hour Fpc
	Sample Measurement							
	Permit Measurement							
	Sample Measurement							
	Permit measurement							
	Sample Measurement							
	Permit Measurement							

- 1 Rolling Twelve Month Average is the average of the current month's average and the preceding eleven (11) month's averages. For Fecal Coliform, use the monthly geometric mean.
- 2 Annual Average Daily Flow.
- 3 FPC-Flow Proportioned Flow.
- 4 The 3MADF % Capacity is the 3MADF divided by plant capacity multiplied by 100, Reported as a percent.

DAILY SAMPLE RESULTS - PART B

Facility Name: Land o' Lakes Subregional Reuse Facility

Permit Number: FLA012731

DISCHARGE POINT NUMBER: R002

Pasco County

Month/Year 2/03

	Flow (MGD) To R002 Reject Pond	Flow Total Plant (MDG)	CBOD5 (mg/l)	TSS (mg/l)	pH (Max) S.U.	PH (Min) S.U.	Fecal Coliform Bacteria (#/100)	TRC (For Disinfect) (mg/l)	Nitrate (mg/l)	CBOD5 (mg/l)	TSS (mg/l)
Code	50050	50050	80082	00530	00400	00406	74055	50060	00620	80082	00530
Mon. Site	FLW-01	FLW-02	EFA-01	EFA-01	EFA-01	EFA-01	EFA-01	EFA-01	EFA-01	INF-01	INF-01
1											
2											
3											
4											
5											
6											
7											
8											
9											
10											
11											
12											
13											
14											
15											
16											
17											
18	0.009	1.276	2	1	7.4	7.0	<1	7.0	3.77	172	202
19											
20											
21	0.110	0.924	6	1	7.3	7.1	10	7.0	1.47	196	236
22											
23											
24											
25											
26											
27											
28	1.290	1.290	3	2	7.3	7.2	<1	6.5	1.11	207	278
29											
30											
31											

PLANT STAFFING

Day Shift Operator Class A Certificate No 4420 Name T KIDDER
 Evening Shift Operator Class C Certificate No 9035 Name M CASE
 Night Shift Operator Class C Certificate No 6466 Name F FENGREN
 Lead Operator Class A Certificate No 4044 Name I HART

Type of Effluent Disposal or Reclaimed Water Reuse Slow & rapid land application-restricted-unrestricted
 Limited Wet Weather Discharge Activated Yes No X Not Applicable If yes, cumulative days of wet weather _____

DEPARTMENT OF ENVIRONMENTAL PROTECTION DISCHARGE MONITORING REPORT - PART A

When Completed mail this report to: Department of Environmental Protection, Mail Station 3551, 2600 Blair Stone Road, Tallahassee, FL 32399-2400

PERMITTEE NAME: Pasco County Utilities Department
 MAILING ADDRESS: 7530 Little Road, Suite 205
 New Port Richey, FL 34654

PERMIT NUMBER: FLA012731
 LIMIT: Final
 CLASS SIZE: N/A
 DISCHARGE POINT NUMBER: R001
 PLANT SIZE/TREATMENT TYPE: II/B
 NO DISCHARGE FROM SITE: ()
 3MADF % Capacity: 34 %
 MONITORING PERIOD: From 1/1/0/03

REPORT: Monthly
 GROUP: Domestic


FACILITY: Land O'Lakes Subregional WWTF
 LOCATION: 6003 Parkway Boulevard
 Land O'Lakes, FL 34639

To: 1/31/03

COUNTY: PASCO

Parameter		Quantity or Loading		Units	Quality or Concentration		Units	No. Ex.	Frequency of Analysis	Sample Type
Flow (R001) PARM Code 50050 Y Mon Site No. FLW-01	Sample Measurement	1 013		mgd				0	Calculation	Rolling 12 Month Avg
	Permit Measurement	3 50 ¹ (12 MADF)		mgd					Calculation	Rolling 12 Month Avg. ¹
Flow (Plant Flow) PARM Code 50050 1 Mon Site No. FLW-02	Sample Measurement	1.181	1 165	mgd				0	Continuous	Flow Meter & Totalizer
	Permit Measurement	3 5 ³ (3 MADF)	Report (Mo Avg)	mgd					Continuous	Flow Meter & Totalizer
CBOD5 PARM Code 80082 Y Mon Site No. EFA-01	Sample Measurement				8.3		Mg/l	0	Calculation	Rolling 12 Month Avg
	Permit Measurement				20.0 ¹ (An Avg)		mg/L		Calculation	Rolling 12 Month Avg. ¹
CBOD5 PARM Code 80082 1 Mon Site No. EFA-01	Sample Measurement				3.8	6	Mg/l	0	Weekly	16-hour FPC
	Permit Measurement				30.0 (Mo. Avg.)	60.0 (Max.)	mg/L		Weekly	16-hour FPC ²
TSS PARM Code 00530 1 Mon Site No. FFB-01	Sample Measurement					2.0	Mg/l	0	Daily, 7/week	Grab
	Permit Measurement					5.0 (Max)	mg/L		Daily, 7/week	Grab
PH PARM Code 00406 A Mon site No EFA-01	Sample Measurement				6.9	7.9		0	Continuous	meter
	Permit Measurement				6.0 (Min)	8.5 (Max)	S.U.		Continuous	Grab

I certify under penalty of law that I have personally examined and am familiar with the information submitted herein; and based on my inquiry of those individuals immediately responsible for obtaining the information, I believe the submitted information is true, accurate and complete. I am aware that there are significant penalties for submitting false information including the possibility of fine and imprisonment.

NAME/TITLE OF PRINCIPAL EXECUTIVE OFFICER OR AUTHORIZED AGENT	SIGNATURE OF PRINCIPAL EXECUTIVE OFFICER OR AUTHORIZED AGENT	TELEPHONE NO	DATE
Harold R. Bungard Utilities Operations Supervisor		727-847-8145	03/02/14

COMMENT AND EXPLANATION OF ANY VIOLATIONS (Reference all attachments here): reject 1st. low CL2 CL2 pump fail. 7th. testing reject valve.

note: these explanations provided for information purposes only. there were no violations.

DISCHARGE MONITORING REPORT – PART A (Continued)

Facility name Land O'Lakes Subregional Reuse Facility
 COUNTY Pasco County, FL
 Month/Year 1 / 03

PERMIT NUMBER: FLA012731

DISCHARGE POINT NUMBER:R001

Parameter		Quantity or Loading	Units	Quality or Concentration	Units	No. Ex.	Frequency of Analysis	Sample Type
Fecal Coliform Bacteria	Sample Measurement			4	#100ml	0	Daily 7 days/Week	Grab
PARM Code 74055 A Mon Site No. EFA-01	Permit Measurement			25/100ml (max)	#/100ml		Daily 7 days/Week	Grab
Fecal Coliform Bacteria % less than detection	Sample Measurement			94	%	0	Daily 7 days/Week	Calculation
PARM Code 51005 A Mon Site No. EFA-01	Permit Measurement			75 (Min)	%		Daily 7 days/Week	Calculation
TRC for disinfection	Sample Measurement			1.5	Mg/l	0	Continuous	Meter
PARM Code 50060 A Mon Site No. EFB-01	Permit Measurement			1.0 (Min)	Mg/L		Continuous	Grab
Nitrate (as N)	Sample Measurement			10.6	Mg/l	0	Weekly	24-hour FPC
PARM Code 00620 1 Mon Site No. EFA-01	Permit Measurement			12.0 (Max)	Mg/L		Weekly	16-hour FPC
Turbidity	Sample Measurement			1.5	NTU	0	Continuous	Meter
PARM Code 82078 B Mon Site No. INF-01	Permit Measurement			Report (Max)	NTU		Continuous	Meter
	Sample Measurement							
	Permit Measurement							
CBOD5	Sample Measurement			177	Mg/l	0	Weekly	24-hour FPC
PARM Code 80082 G Mon Site No. INF-01	Permit Measurement			Report (Mo.Avg)	mg/L		Every 2 Weeks	16-hour FPC ⁴
TSS	Sample Measurement			212	Mg/l	0	Weekly	24-hour FPC
PARM Code 00530 G Mon Site No. INF-01	Permit Measurement			Report (Mo.Avg.)	Mg/l		Every 2 Weeks	16-hour FPC
	Sample Measurement							
	Sample Measurement							
	Permit Measurement							

- Rolling Twelve Month Average is the average of the current month's average and the preceding eleven (11) month's averages. For Fecal Coliform, use the monthly geo. Mean
- Annual Average Daily Flow.
- FPC-Flow Proportioned Composite.
- The 3MADF % Capacity is the 3MADF divided by the plant capacity multiplied by 100, Reported as a percent.

DAILY SAMPLE RESULTS - PART B

Facility Name: Land O' Lakes Subregional Reuse Facility
 PASCO COUNTY
 Month/Year: 1 / 03 _____

Permit Number: FLA012731

DISCHARGE POINT NUMBER: R001

Code	Flow (MGD) To R001 Public Access	Flow Total Plant (MGD)	CBOD5 (mg/L)	TSS (MGL)	PH (Max) S.U.	pH (Min) S.U.	Fecal Coliform Bacteria (#/100ml)	TRC (For Disinfect.) (mg/Min)	Nitrate (mg/l)	Turbidity (NTU) (Max)	CBOD5 (mg/l)	TSS (mg/l)
Mon. Site	FLW-01	FLW-02	EFA-01	EFB-01	EFA-01	EFA-01	EFA-01	EFA-01	EFA-01	EFB-01	INF-01	INF-01
1	1.348	1.537	3	1	7.2	6.9	<1	1.5		1.1		
2	1.459	1.300		1	7.5	7.0	<1	5.0	1.19	0.8	161	167
3	1.380	1.198		1	7.4	7.0	<1	6.3		0.8		
4	1.454	1.298		1	7.6	7.2	<1	7.8		0.9		
5	1.499	1.389		1	7.7	7.3	<1	8.8		1.2		
6	1.436	1.268		1	7.2	7.2	<1	9.5		1.3		
7	1.289	1.133		3	7.5	7.2	<1	5.5		1.0		
8	1.341	1.154		2	7.4	7.0	<1	6.5		1.0		
9	1.228	1.115	1	2	7.4	7.3	<1	6.5	9.27	0.8	177	220
10	1.214	1.070		1	7.6	7.3	2	7.8		0.5		
11	1.312	1.211		2	7.7	7.2	<1	10.0		0.8		
12	1.441	1.322		2	7.8	7.4	<1	10.0		1.3		
13	1.259	1.119		1	7.6	7.2	<1	10.0		1.5		
14	1.276	1.128		2	7.5	7.5	<1	10.0		1.0		
15	1.217	1.090		2	7.7	7.2	<1	10.0		1.0		
16	1.302	1.120	6	1	7.8	7.3	<1	9.8	10.6	1.2	168	240
17	1.048	0.972		2	7.6	7.4	<1	8.8		0.9		
18	1.326	1.163		2	7.5	7.4	<1	10.0		0.9		
19	1.389	1.235		2	7.5	7.5	<1	10.0		0.8		
20	1.333	1.198		2	7.7	7.2	<1	10.0		1.1		
21	1.199	1.116		2	7.7	7.2	<1	10.0		0.7		
22	1.227	1.083		2	7.8	7.3	<1	9.9		0.8		
23	1.174	1.097	3	1	7.8	7.2	<1	9.8	3.18	0.7	183	215
24	1.147	1.013		2	7.5	7.3	<1	9.5		0.7		
25	1.316	1.176		2	7.5	7.0	<1	9.8		1.2		
26	1.449	1.315		2	7.9	7.2	<1	9.5		1.3		
27	1.224	1.100		2	7.5	7.3	<1	10.0		1.0		
28	1.225	1.075		2	7.6	7.5	4	10.0		1.1		
29	1.225	1.076		2	7.7	7.5	1	9.8		1.4		
30	1.169	1.065	6	1	7.7	7.4	<1	9.5	2.09	0.9	194	216
31	1.074	1.000			7.8	7.5	<1	9.8		0.8		

R001 39980 MG Avg 1.290 Reject 0.280 Pond 3.254 MG

PLANT STAFFING

Day Shift Operator	Class	<u>A</u>	Certificate No	<u>4420</u>	Name	<u>T. KIDDER</u>
Evening Shift Operator	Class	<u>C</u>	Certificate No	<u>9035</u>	Name	<u>M. CASE</u>
Night Shift Operator	Class	<u>C</u>	Certificate No	<u>6466</u>	Name	<u>F. VENGREN</u>
Lead Operator	Class	<u>A</u>	Certificate No	<u>4044</u>	Name	<u>L. HART</u>

Type of Effluent Disposal or Reclaimed Water Reuse Slow & rapid land application-restricted & unrestricted
 Limited Wet Weather Discharge Activated Yes No Not Applicable If yes, cumulative days of wet weather discharge _____

Attach additional sheets if necessary to list all certified operators

FLA012731 Version 04.02

DEPARTMENT OF ENVIRONMENTAL PROTECTION DISCHARGE MONITORING REPORT - PART A

When Completed mail this report to: Department of Environmental Protection, Mail Station 3551, 2600 Blair Stone Road, Tallahassee, FL 32399-2400


PERMITTEE NAME: Pasco County Utilities Department
 MAILING ADDRESS: 7530 Little Road, Suite 205, New Port Richey, FL 34654
 FACILITY LOCATION: Land O'Lakes Subregional, 6003 Parkway Boulevard, Land O'Lakes, FL 34639
 COUNTY: Pasco

PERMIT NUMBER: FLA012731
 LIMIT: Final
 CLASS SIZE: Minor
 DISCHARGE POINT NUMBER: R002 (Reject Pond)
 PLANT SIZE/TREATMENT TYPE: II/B
 NO DISCHARGE FROM SITE: ()
 3 MADF % Capacity
 MONITORING PERIOD: From 1/1/03

REPORT: Monthly
 GROUP: Domestic
 To: 1/31/03

Parameter		Quantity or Loading		Units	Quality or Concentration			Units	No. Ex.	Frequency of Analysis	Sample Type
Flow, to P/E pond PARM Code 50050 Y Mon Site No. FLW-01	Sample Measurement	0.092		mgd				0	Calculation	Rolling 12 Mo. Avg. 1	
	Permit Measurement	3.50 ¹ (12 MADF)		mgd					Calculation	Rolling 12 Mo. Avg. 1	
Flow, total plant PARM Code 50050 1	Sample Measurement	1.181	1.165	mgd				0	Continuous	Flow meter & Totalizer	
	Permit Measurement	3.50 (3AADF) ²	Report (Mo. Avg.)	mgd					Continuous	Flow meter & Totalizer	
CBOD5 PARM Code 80082 Y Mon Site No. EFA-01	Sample Measurement				8.3		Mg/l	0	Calculation	Calculated Roll. 12 Mo. Avg	
	Permit Measurement				20.0 (12 Mo. Avg.)		mg/L		Calculation	Calculated Roll. 12 Mo. Avg	
CBOD5 PARM Code 80082 Mon Site No. EFA-01	Sample Measurement				3.8	6	Mg/l	0	Weekly	24-hour FPC	
	Permit Measurement				30.0 (Mo. Avg.)	60.0 (Max)	mg/L		Weekly	16-hour FPC ²	
TSS PARM Code 00530 Y Mon Site No. EFA-01	Sample Measurement				1.3		Mg/l	0	Calculation	Calculated Roll. 12 Mo. Avg	
	Permit Measurement				20.0 (12 Mo. Avg.)		mg/L		Calculation	Calculated Roll. 12 Mo. Avg	
TSS PARM Code 00530 Mon Site No. EFA-01	Sample Measurement				2.0	2	Mg/l	0	Weekly	24-hour FPC	
	Permit Measurement				30.0 (Mo. Avg.)	60.0 (Max)	Mg/l		Weekly	16-hour FPC	
pH PARM Code 00406 1 Mon Site No. EFA-01	Sample Measurement				6.9		S.U.	0	Continuous	Meter	
	Permit Measurement				6.0 (Min)	8.5 (Max)	S.U.		Continuous	Grab	

I certify under penalty of law that I have personally examined and am familiar with the information submitted here; and based on my inquiry of those individuals responsible for obtaining the information I believe the information is true, accurate and complete. I am aware of penalties for false information including possible fines and imprisonment.

NAME/TITLE OF PRINCIPAL EXECUTIVE OFFICER OR AUTHORIZED	SIGNATURE OF PRINCIPAL EXECUTIVE OFFICER OR AUTHORIZED AGENT	TELEPHONE NO	DATE (YY/MM/DD)
Harold R. Bungard Utilities Operations Supervisor		727-847-8145	03/02/14

COMMENT AND EXPLANATION OF VIOLATIONS (Reference all attachments here) 1st. low cl2 0.0 mg/l. reason unknown. 7th testing of reject valve.....

Note: these explanations provided for

BK 9

DISCHARGE MONITORING REPORT-PART A (Continued)

FACILITY NAME: Land O'Lakes Subregional Reuse Facility
 COUNTY: Pasco
 Month/Year: 1 / 03

PERMIT NO.: FLA12731

DISCHARGE POINT NO.: R002

WAFR SITE NO.: R002

Parameter	Quantity or Loading	Units	Quality or Concentration		Units	No. Ex.	Frequency of Analysis	Sample Type
			Quality	Concentration				
Fecal Coliform Bacteria					#/100ml	0	Calculation	Calculated
PARM Code 74055 Mon Site No. EFA-01	Permit Measurement		1	200 (12 Mo Avg.)	#/100ml		Calculation	Roll 12 Mo Avg Calculated Roll 12 Mo Av.
Fecal Coliform Bacteria	Sample Measurement		1	4	#/100ml	0	Daily 7 days/Week	Grab
PARM Code 74055 Mon Site No. EFA-01	Permit Measurement		Report (Mo Geo Mean)	800 (Max)	#/100ml		Daily 7 days/Week	Grab
TRC for disinfection	Sample Measurement		1.5		Mg/l	0	Continuous	Meter
PARM Code 50060 Mon Site No. EFA-01	Permit Measurement		0.5 (Min)		Mg/l		Continuous	Meter
Nitrate (as N)	Sample Measurement			10.6	Mg/l	0	Continuous	Meter
PARM Code 00620 Mon Site No. EFA-01	Permit Measurement			12.0 (Max)	Mg/l		Weekly	24-hour FPC
CBOD 5	Sample Measurement		177		Mg/l	0	Weekly	24-hour FPC
PARM Code 80082 Mon Site No. INF-01	Permit Measurement		Report Monthly		Mg/l		Every 2 Weeks	16-hour FPC
TSS	Sample Measurement		212		Mg/l	0	Weekly	24-hour FPC
PARM Code 00530 Mon Site No. INF-01	Permit Measurement		Report Monthly		Mg/l		Every 2 Weeks	16-hour Fpc
	Sample Measurement							
	Permit Measurement							
	Sample Measurement							
	Permit Measurement							
	Sample Measurement							
	Permit Measurement							

- Rolling Twelve Month Average is the average of the current month's average and the preceding eleven (11) month's averages. For Fecal Coliform, use the monthly geometric mean.
- Annual Average Daily Flow.
- FPC-Flow Proportioned Flow.
- The MADP % Capacity is the MADP divided by plant capacity multiplied by 100, Reported as a percent.

BK 9

(pg 29 of 96)

DAILY SAMPLE RESULTS - PART B

Facility Name: Land o' Lakes Subregional Reuse Facility

Permit Number: FLA012731

DISCHARGE POINT NUMBER: R002

Pasco County

Month/Year

1/03

	Flow (MGD) To R002 Reject Pond	Flow Total Plant (MDG)	CBOD5 (mg/l)	TSS (mg/l)	pH (Max) S.U.	PH (Min) S.U.	Fecal Coliform Bacteria (#/100)	TRC (For Disinfect.) (mg/l)	Nitrate (mg/l)	CBOD5 (mg/l)	TSS (mg/l)
Code	50050	50050	80082	00530	00400	00406	74055	50060	00620	80082	00530
Mon. Site	FLW-01	FLW-02	EFA-01	EFA-01	EFA-01	EFA-01	EFA-01	EFA-01	EFA-01	INF-01	INF-01
1	0.260	1.537	3	1	7.2	6.9	<1	2.0	1.19	161	167
2											
3											
4											
5											
6											
7	0.020	1.133	1	2	7.5	7.2	<1	6.5	1.19	177	220
8											
9											
10											
11											
12											
13											
14											
15											
16											
17											
18											
19											
20											
21											
22											
23											
24											
25											
26											
27											
28											
29											
30											
31											

PLANT STAFFING

Day Shift Operator Class A Certificate No 4420 Name T KIDDER
 Evening Shift Operator Class C Certificate No 9035 Name M CASE
 Night Shift Operator Class C Certificate No 6466 Name F VENGREN
 Lead Operator Class A Certificate No 4044 Name L HART

Type of Effluent Disposal or Reclaimed Water Reuse Slow & rapid land application-restricted-unrestricted

Limited Wet Weather Discharge Activated Yes No Not Applicable If yes, cumulative days of wet weather

DEPARTMENT OF ENVIRONMENTAL PROTECTION DISCHARGE MONITORING REPORT - PART A

When Completed mail this report to: Department of Environmental Protection, Mail Station 3551, 2600 Blair Stone Road, Tallahassee, FL 32399-2400

PERMITTEE NAME Pasco County Utilities Department
 MAILING ADDRESS 7530 Little Road, Suite 205
 New Port Richey, FL 34654

PERMIT NUMBER: FLA012731
 LIMIT: Final
 CLASS SIZE: N/A
 DISCHARGE POINT NUMBER: R001
 PLANT SIZE/TREATMENT TYPE: I/B
 NO DISCHARGE FROM SITE: ()
 3MADF % Capacity: 35 %
 MONITORING PERIOD: From 12/1/02

REPORT: Monthly
 GROUP: Domestic

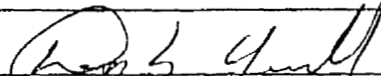
FACILITY LOCATION Land O'Lakes Subregional WWTF
 6003 Parkway Boulevard
 Land O'Lakes, FL 34639

To: 12/31/02

COUNTY PASCO

Parameter		Quantity or Loading		Units	Quality or Concentration		Units	No. Ex.	Frequency of Analysis	Sample Type
Flow (R001)	Sample Measurement	1 035		mgd				0	Calculation	Rolling 12 Month Avg
PARM Code 50050 Y Mon Site No FLW-01	Permit Measurement	3 50 ¹ (12 MADF)		mgd					Calculation	Rolling 12 Month Avg. ¹
Flow (Plant Flow)	Sample Measurement	1 239	1.409	mgd				0	Continuous	Flow Meter & Totalizer
PARM Code 50050 1 Mon Site No FLW-02	Permit Measurement	3 5 ³ (3 MADF)	Report (Mo Avg)	mgd					Continuous	Flow Meter & Totalizer
CBOD5	Sample Measurement				9.4		Mg/l	0	Calculation	Rolling 12 Month Avg
PARM Code 80082 Y Mon Site No FFA-01	Permit Measurement				20.0 ¹ (An Avg)		mg/L		Calculation	Rolling 12 Month Avg. ¹
CBOD5	Sample Measurement				4.5	7.0	Mg/l	0	Weekly	16-hour FPC
PARM Code 80082 1 Mon Site No FFA-01	Permit Measurement				30.0 (Mo Avg)	60.0 (Max)	mg/L		Weekly	16-hour FPC ¹
TSS	Sample Measurement					2.0	Mg/l	0	Daily, 7/week	Grab
PARM Code 00530 1 Mon Site No EFB-01	Permit Measurement					5.0 (Max)	mg/L		Daily, 7/week	Grab
PH	Sample Measurement				6.9	7.6	S.U.	0	Continuous	meter
PARM Code 00406 A Mon site No EFA-01	Permit Measurement				6.0 (Min)	8.5 (Max)	S.U.		Continuous	Grab

I certify under penalty of law that I have personally examined and am familiar with the information submitted herein; and based on my inquiry of those individuals immediately responsible for obtaining the information, I believe the submitted information is true, accurate and complete. I am aware that there are significant penalties for submitting false information including the possibility of fine and imprisonment.

NAME/TITLE OF PRINCIPAL EXECUTIVE OFFICER OR AUTHORIZED AGENT	SIGNATURE OF PRINCIPAL EXECUTIVE OFFICER OR AUTHORIZED AGENT	TELEPHONE NO	DATE
Douglas W. Yowell Utilities O&M Manager,		727-847-8145	1-23-03

COMMENT AND EXPLANATION OF ANY VIOLATIONS (Reference all attachments here):

DISCHARGE MONITORING REPORT – PART A (Continued)
 PERMIT NUMBER: FLA012731

DISCHARGE POINT NUMBER: R001

Facility name land O'Lakes Subregional Reuse Facility
 COUNTY Pasco County, FL
 Month/Year: 12/02

Parameter		Quantity or Loading		Units	Quality or Concentration		Units	No. Ex.	Frequency of Analysis	Sample Type
Fecal Coliform Bacteria PARM Code 74055 A Mon Site No. EFA-01	Sample Measurement					2	#100ml	0	Daily 7 days/Week	Grab
	Permit Measurement					25/100ml (max)	#/100ml		Daily 7 days/Week	Grab
Fecal Coliform Bacteria % less than detection PARM Code 51005 A Mon Site No. EFA-01	Sample Measurement				93		%	0	Daily 7 days/Week	Calculation
	Permit Measurement				75 (Min)		%		Daily 7 days/Week	Calculation
IRC for disinfection PARM Code 50060 A Mon Site No. EFB-01	Sample Measurement				1.5		Mg/l	0	Continuous	Meter
	Permit Measurement				1.0 (Min)		Mg/L		Continuous	Grab
Nitrate (as N) PARM Code 00620 I Mon Site No. EFA-01	Sample Measurement					2.0	Mg/l	0	Weekly	24-hour FPC
	Permit Measurement					12.0 (Max)	Mg/L		Weekly	16-hour FPC
Turbidity PARM Code 82078 B Mon Site No. INF-01	Sample Measurement					1.4	NTU	0	Continuous	Meter
	Permit Measurement					Report (Max)	NTU		Continuous	Meter
	Sample Measurement									
	Permit Measurement									
CBOD5 PARM Code 80082 G Mon Site No. INF-01	Sample Measurement				170		Mg/l	0	Weekly	24-hour FPC
	Permit Measurement				Report (Mo.Avg.)		mg/L		Every 2 Weeks	16-hour FPC ⁴
TSS PARM Code 00530 G Mon Site No. INF-01	Sample Measurement				183		Mg/l	0	Weekly	24-hour FPC
	Permit Measurement				Report (Mo.Avg.)		Mg/l		Every 2 Weeks	16-hour FPC
	Sample Measurement									
	Sample Measurement									
	Permit Measurement									

- 1 Rolling Twelve Month Average is the average of the current month's average and the preceding eleven (11) month's averages. For Fecal Coliform, use the monthly geo. Mean
- 2 Annual Average Daily Flow.
- 3 FPC-Flow Proportioned Composite.
- 4 The 3MADF % Capacity is the 3MADF divided by the plant capacity multiplied by 100, Reported as a percent.

DAILY SAMPLE RESULTS - PART B

Facility Name: Land O' Lakes Subregional Reuse Facility
 PASCO COUNTY
 Month/Year: 12/02

Permit Number: FLA012731

DISCHARGE POINT NUMBER: R001

	Flow (MGD) To R001 Public Access	Flow Total Plant (MGD)	CBOD5 (mg/L)	TSS (MGL)	PH (Max) S.U.	pH (Min) S.U.	Fecal Coliform Bacteria (#/100ml)	TRC (For Disinfect.) (mg/Min)	Nitrate (mg/l)	Turbidity (NTU) (Max)	CBOD5 (mg/l)	TSS (mg/l)
Code	50050	50050	80082	00530	00400	00400	74055	50060	00620	82079	80082	00530
Mon. Site	FLW-01	FLW-02	EFA-01	EFB-01	EFA-01	EFA-01	EFA-01	EFA-01	EFA-01	EFB-01	INF-01	INF-01
1	1.091	1.252		2	7.5	7.1	<1	2.0		1.2		
2	1.115	1.049		2	7.4	7.0	<1	5.0		1.0		
3	1.104	1.027		2	7.4	7.0	2	5.0		0.8		
4	1.106	1.022		2	7.2	6.9	<1	4.8		0.9		
5	1.293	1.127	4	1	7.5	7.2	2	7.0	2.01	1.2	216	200
6	1.030	0.986		2	7.5	7.1	<1	2.5		1.2		
7	1.117	1.145		2	7.4	7.1	<1	2.0		1.3		
8	1.304	1.276		2	7.4	7.0	<1	2.0		0.8		
9	1.856	1.699		2	7.4	7.0	<1	2.0		0.9		
10	1.594	1.465		2	7.6	7.1	<1	4.2		0.8		
11	1.219	1.278		2	7.5	7.2	<1	1.5		1.0		
12	1.745	1.713	4	2	7.5	7.1	<1	2.0	0.88	1.0	142	190
13	1.695	1.579		2	7.4	7.0	1	2.5		1.2		
14	1.510	1.418		2	7.3	7.0	<1	5.0		1.0		
15	1.521	1.448		2	7.2	7.0	<1	1.5		1.0		
16	1.375	1.294		2	7.2	6.9	<1	5.2		1.2		
17	1.363	1.266		2	7.2	6.9	<1	5.5		0.9		
18	1.330	1.227		2	7.1	7.1	<1	6.2		1.2		
19	1.323	1.205	7	1	7.3	7.0	<1	6.0	1.27	1.2	166	152
20	1.167	1.192		2	7.2	7.0	<1	2.0		1.3		
21	1.395	1.298		1	7.0	7.0	<1	10.0		1.0		
22	1.444	1.332		1	7.3	7.1	<1	10.0		1.0		
23	1.296	1.174		1	7.3	7.1	<1	10.0		1.2		
24	1.651	1.465		1	7.3	7.0	<1	10.0		0.8		
25	1.482	1.367		1	7.2	7.0	<1	7.4		0.8		
26	1.418	1.278	3	1	7.2	6.9	<1	10.0	1.71	0.9	156	190
27	1.336	1.213		1	7.1	6.9	<1	5.7		1.3		
28	1.370	1.229		1	7.1	6.9	<1	9.3		1.0		
29	1.450	1.312		1	7.3	7.1	<1	10.0		1.0		
30	1.167	1.159		1	7.3	7.0	<1	1.5		1.4		
31	1.755	1.572		1	7.2	7.0	<1	7.8		1.0		

R001-43 672MG AVG 1.409 REJECT 1.050 MG POND 8.225 MG

PLANT STAFFING

Day Shift Operator	Class	<u>A</u>	Certificate No	<u>4420</u>	Name	<u>T. KIDDER</u>
Evening Shift Operator	Class	<u>C</u>	Certificate No	<u>9035</u>	Name	<u>M. CASE</u>
Night Shift Operator	Class	<u>C</u>	Certificate No	<u>6466</u>	Name	<u>F. VENGREN</u>
Lead Operator	Class	<u>A</u>	Certificate No	<u>4044</u>	Name	<u>L. HART</u>

Type of Effluent Disposal or Reclaimed Water Reuse: Slow & rapid land application-restricted & unrestricted
 Limited Wet Weather Discharge Activated: Yes No Not Applicable If yes, cumulative days of wet weather discharge: _____

Attach additional sheets if necessary to list all certified operators

FLA012731 Version 04.02

BK 9
(pg 33 of 96)

DEPARTMENT OF ENVIRONMENTAL PROTECTION DISCHARGE MONITORING REPORT - PART A

When Completed mail this report to: Department of Environmental Protection, Mail Station 3551, 2600 Blair Stone Road, Tallahassee, FL 32399-2400

PERMITTEE: Pasco County Utilities Department
 NAME:
 MAILING ADDRESS: 7530 Little Road, Suite 205
 New Port Richey, FL 34654

PERMIT NUMBER: FLA012731
 LIMIT: Final
 CLASS SIZE: Minor
 DISCHARGE POINT NUMBER: R002 (Reject Pond)
 PLANT SIZE/TREATMENT TYPE: II/B
 NO DISCHARGE FROM SITE: ()

REPORT: Monthly
 GROUP: Domestic

FACILITY LOCATION: Land O'Lakes Subregional
 6003 Parkway Boulevard
 Land O'Lakes, FL 34639

3 MADF % Capacity4
 MONITORING PERIOD: 6%
 From: 12/1/02

To: 12/31/02

COUNTY: Pasco

Parameter		Quantity or Loading		Units	Quality or Concentration		Units	No. Ex.	Frequency of Analysis	Sample Type
Flow, to P/L pond		0.069		mgd				0	Calculation	Rolling 12 Mo. Avg. 1
PARM Code 50050 Mon Site No. FLW-01	Y	3.50 ¹ (12 MADF)		mgd					Calculation	Rolling 12 Mo. Avg. 1
Flow, total plant		1.239	1.409	mgd				0	Continuous	Flow meter & Totalizer
PARM Code 50050	1	3.50 (3AADF) ²	Report (Mo Avg)	mgd					Continuous	Flow meter & Totalizer
CBOD5					9.4		Mg/l	0	Calculation	Calculated Roll. 12 Mo. Avg
PARM Code 80082 Mon Site No. EFA-01	Y				20.0 (12 Mo. Avg)		mg/L		Calculation	Calculated Roll. 12 Mo. Avg
CBOD5					4.5	7.0	Mg/l	0	Weekly	24-hour FPC
PARM Code 80082 Mon Site No. EFA-01					30.0 (Mo Avg)	60.0 (Max)	mg/L		Weekly	16-hour FPC ³
TSS					1.3		Mg/l	0	Calculation	Calculated Roll. 12 Mo. Avg
PARM Code 00530 Mon Site No. FFA-01	Y				20.0 (12 Mo. Avg)		mg/L		Calculation	Calculated Roll. 12 Mo. Avg
TSS					2.0	3.0	Mg/l	0	Weekly	24-hour FPC
PARM Code 00530 Mon Site No. FFA-01					30.0 (Mo. Avg)	60.0 (Max)	Mg/l		Weekly	16-hour FPC
pH					7.0	7.5	S.U.	0	Continuous	Meter
PARM Code 00406 Mon Site No. FFA-01	1				6.0 (Min)	8.5 (Max)	S.U.		Continuous	Grab

I certify under penalty of law that I have personally examined and am familiar with the information submitted here; and based on my inquiry of those individuals responsible for obtaining the information I believe the information is true, accurate and complete. I am aware of penalties for false information including possible fines and imprisonment.

NAME/TITLE OF PRINCIPAL EXECUTIVE OFFICER OR AUTHORIZED	SIGNATURE OF PRINCIPAL EXECUTIVE OFFICER OR AUTHORIZED AGENT	TELEPHONE NO	DATE (YY/MM/DD)
Douglas W. Youell, Util. O & M Manager	<i>[Signature]</i>	727-517-5145	03/01/23

COMMENT AND EXPLANATION OF VIOLATIONS (Reference all attachments here): ~~LIGHTING STRIKE TO EFFLUENT SAMPLE PUMP. PROBLEMS WITH CL2 GEN.~~
 Did not result in violation - D y 1-23-03

BK 9
1000000000

DISCHARGE MONITORING REPORT-PART A (Continued)

FACILITY NAME: Land O'Lakes Subregional Reuse Facility
 COUNTY: Pasco
 Month/Year: 12/02

PERMIT NO.: FLA12731

DISCHARGE POINT NO.: R002

WAFR SITE No.: R002

Parameter	Quantity or Loading	Units	Quality or Concentration		Units	No. Ex.	Frequency of Analysis	Sample Type
			Quality or Concentration	Quality or Concentration				
Fecal Coliform Bacteria	Sample Measurement			<1	#/100ml	0	Calculation	Calculated Roll 12Mo Avg
	Permit Measurement			200 (12 Mo Avg)	#/100ml		Calculation	Calculated Roll 12MO Av
PARM Code 74055 Non Site No. EFA-01 Fecal Coliform Bacteria	Sample Measurement		<1		#/100ml	0	Daily 7days/Week	Grab
	Permit Measurement		Report (Mo Geo Mean)		#/100ml		Daily 7days/Week	Grab
PARM Code 74055 Mon Site No. EFA-01 FRC for disinfection	Sample Measurement		1.5		Mg/l	0	Continuous	Meter
	Permit Measurement		0.5 (Min)		Mg/l		Continuous	Meter
PARM Code 50060 Mon Site No. EFA-01 Nitrate (as N)	Sample Measurement				Mg/l	0	Weekly	24-hour FPC
	Permit Measurement				Mg/l		Weekly	16-hour FPC
PARM Code 00620 Mon Site No. EFA-01	Sample Measurement				Mg/l		Weekly	
	Permit Measurement				Mg/l		Weekly	
CROD 5	Sample Measurement		170		Mg/l	0	Weekly	24-hour FPC
	Permit Measurement				Mg/l		Every 2 Weeks	16-hour FPC
PARM Code 80082 Mon Site No. INF-01 TSS	Sample Measurement		183		Mg/l	0	Weekly	24-hour FPC
	Permit Measurement		Report Monthly		Mg/l		Every 2 Weeks	16-hour Fpc
PARM Code 00530 Mon Site No. INF-01	Sample Measurement				Mg/l			
	Permit Measurement				Mg/l			
BK 9	Sample Measurement							
	Permit Measurement							

- 1 Rolling Twelve Month Average is the average of the current month's average and the preceding eleven (11) month's averages. For Fecal Coliform, use the monthly geometric mean.
- 2 Annual Average Daily Flow.
- 3 FPC-Flow Proportioned Flow.
- 4 The 3MADF % Capacity is the 3MADF divided by plant capacity multiplied by 100. Reported as a percent.

DAILY SAMPLE RESULTS - PART B

Facility Name: Land o' Lakes Subregional Reuse Facility
 Pasco County
 Month/Year 12/02

Permit Number: FLA012731

DISCHARGE POINT NUMBER: R002

	Flow (MGD) To R002 Reject Pond	Flow Total Plant (MDG)	CBOD5 (mg/l)	TSS (mg/l)	pH (Max) S.U.	PH (Min) S.U.	Fecal Coliform Bacteria (#/100)	TRC (For Disinfect.) (mg/l)	Nitrate (mg/l)	CBOD5 (mg/l)	TSS (mg/l)
Code	50050	50050	80082	00530	00400	00406	74055	50060	00620	80082	00530
Mon. Site	FLW-01	FLW-02	EFA-01	EFA-01	EFA-01	EFA-01	EFA-01	EFA-01	EFA-01	INF-01	INF-01
1	0.260	1.252			7.5	7.1	<1	2.0			
2											
3											
4											
5											
6	0.050	0.986	4	2	7.5	7.1	<1	2.5	2.01	216	200
7	0.070	1.145			7.4	7.1	<1	2.0			
8	0.050	1.276			7.4	7.0	<1	2.0			
9	0.060	1.699			7.4	7.0	<1	2.0			
10					7.5	7.2	<1	1.5			
11	0.130	1.278									
12	0.160	1.713	4	3	7.5	7.1	<1	2.0	0.88	142	190
13	0.020	1.579			7.4	7.0	<1	2.5			
14											
15	0.070	1.448			7.2	7.0	<1	1.5			
16											
17											
18											
19											
20	0.120	1.192	7	2	7.2	7.0	<1	2.0	1.27	166	152
21											
22											
23											
24											
25											
26											
27											
28											
29											
30	0.060	1.159	3	1	7.3	7.0	<1	1.5	1.71	156	190
31											

PLANT STAFFING

Day Shift Operator Class A Certificate No 4420 Name T KIDDER
 Evening Shift Operator Class C Certificate No 9035 Name M CASE
 Night Shift Operator Class C Certificate No 6466 Name F VENGREN
 Lead Operator Class A Certificate No 4044 Name I HART

Type of Effluent Disposal or Reclaimed Water Reuse Slow & rapid land application-restricted-unrestricted
 Limited Wet Weather Discharge Activated Yes No Not Applicable If yes, cumulative days of wet weather _____

040 X

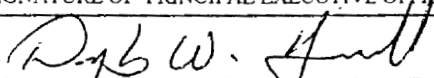
DEPARTMENT OF ENVIRONMENTAL PROTECTION DISCHARGE MONITORING REPORT - PART A

When Completed mail this report to: Department of Environmental Protection, Mail Station 3551, 2600 Blair Stone Road, Tallahassee, FL 32399-2400

PERMITTEE NAME	Pasco County Utilities Department	PERMIT NUMBER:	FLA012731	REPORT:	Monthly
MAILING ADDRESS	7530 Little Road, Suite 205 New Port Richey, FL 34654	LIMIT:	Final	GROUP:	Domestic
FACILITY LOCATION	Land O'Lakes Subregional WWTF 6003 Parkway Boulevard Land O'Lakes, FL 34639	CLASS SIZE:	N/A		
COUNTY	PASCO	DISCHARGE POINT NUMBER:	R001		
		PLANT SIZE/TREATMENT TYPE	H/B		
		NO DISCHARGE FROM SITE:	()		
		3MADF % Capacity ⁴	32 %		
		MONITORING PERIOD	From 11 / 1 / 02		To 11 / 30 / 02

Parameter		Quantity or Loading		Units	Quality or Concentration		Units	No. Ex.	Frequency of Analysis	Sample Type
Flow (R001)	Sample Measurement	0 974		mgd				0	Calculation	"Rolling 12 Month Avg
PARM Code 50050 Y Mon Site No. FLW-01	Permit Measurement	3 50 ¹ (12 MADF)		mgd					Calculation	Rolling 12 Month Avg. ¹
Flow (Plant Flow)	Sample Measurement	1 134	1 086	mgd				0	Continuous	Flow Meter & Totalizer
PARM Code 50050 1 Mon Site No. FLW-02	Permit Measurement	3 5 ³ (3 MADF)	Report (Mo Avg.)	mgd					Continuous	Flow Meter & Totalizer
CBOD5	Sample Measurement				9 9		Mg/l	0	Calculation	Rolling 12 Month Avg
PARM Code 80082 Y Mon Site No. EFA-01	Permit Measurement				20.0 ¹ (An Avg)		mg/L		Calculation	Rolling 12 Month Avg. ¹
CBOD5	Sample Measurement				12 0	17.0	Mg/l	0	Weekly	16-hour FPC
PARM Code 80082 1 Mon Site No. EFA-01	Permit Measurement				30.0 (Mo.Avg.)	60.0 (Max)	mg/L		Weekly	16-hour FPC ²
TSS	Sample Measurement					2 0	Mg/l	0	Daily, 7/week	Grab
PARM Code 00530 1 Mon Site No. EFB-01	Permit Measurement					5 0 (Max.)	mg/L		Daily, 7/week	Grab
PH	Sample Measurement				7 2	7 9		0	Continuous	meter
PARM Code 00406 A Mon site No. EFA-01	Permit Measurement				6.0 (Min)	8.5 (Max)	S.U.		Continuous	Grab

I certify under penalty of law that I have personally examined and am familiar with the information submitted herein, and based on my inquiry of those individuals immediately responsible for obtaining the information, I believe the submitted information is true, accurate and complete. I am aware that there are significant penalties for submitting false information including the possibility of fine and imprisonment.

NAME TITLE OF PRINCIPAL EXECUTIVE OFFICER OR AUTHORIZED AGENT	SIGNATURE OF PRINCIPAL EXECUTIVE OFFICER OR AUTHORIZED AGENT	TELEPHONE NO	DATE
Douglas W. Yowell Utilities Operations & Maintenance Manager		727-847-8145	02/12/20

COMMENT AND EXPLANATION OF ANY VIOLATIONS (Reference all attachments here):

DISCHARGE MONITORING REPORT – PART A (Continued)

PERMIT NUMBER: FLA012731

DISCHARGE POINT NUMBER:R001

Facility name land O'Lakes Subregional Reuse Facility
 COUNTY Pasco County, FL
 Month/Year 11 / 02

Parameter		Quantity or Loading	Units	Quality or Concentration	Units	No. Ex.	Frequency of Analysis	Sample Type
Fecal Coliform Bactera	Sample Measurement				#100ml	0	Daily 7 days/Week	Grab
PARM Code 74055 A Mon Site No EFA-01	Permit Measurement			25/100ml (max)	#/100ml		Daily 7 days/Week	Grab
Fecal Coliform Bactera % less than detection	Sample Measurement		100		%	0	Daly 7 days/Week	Calculation
PARM Code 51005 A Mon Site No EFA-01	Permit Measurement		75 (Min)		%		Daily 7 days/Week	Calculation
TRC for disinfection	Sample Measurement		1.4		Mg/l	0	Continuous	Meter
PARM Code 50060 A Mon Site No EFB-01	Permit Measurement		1.0 (Min)		Mg/L		Continuous	Grab
Nitrate (as N)	Sample Measurement			5.12	Mg/l	0	Weekly	24-hour FPC
PARM Code 00620 1 Mon Site No EI A-01	Permit Measurement			12 0 (Max)	Mg/L		Weekly	16-hour FPC
Turbidity	Sample Measurement			1 2	NTU	0	Continuous	Meter
PARM Code 82078 B Mon Site No INF-01	Permit Measurement			Report (Max)	NTU		Continuous	Meter
	Sample Measurement							
	Permit Measurement							
CBOD5	Sample Measurement		188		Mg/l	0	Weekly	24-hour FPC
PARM Code 80082 G Mon Site No INF- 01	Permit Measurement		Report (Mo Avg)		mg/L		Every 2 Weeks	16-hour FPC ¹
ISS	Sample Measurement		156		Mg/l	0	Weekly	24-hour FPC
PARM Code 00530 G Mon Site No INF-01	Permit Measurement		Report (Mo.Avg.)		Mg/l		Every 2 Weeks	16-hour FPC
	Sample Measurement							
	Sample Measurement							
	Permit Measurement							

- 1 Rolling Twelve Month Average is the average of the current month's average and the preceding eleven (11) month's averages. For Fecal Coliform, use the monthly geo. Mean
- 2 Annual Average Daily Flow
- 3 FPC-Flow Proportioned Composite.
- 4 The 3MADF % Capacity is the 3MADF divided by the plant capacity multiplied by 100, Reported as a percent.

BK 9

DAILY SAMPLE RESULTS - PART B

Facility Name: Land O' Lakes Subregional Reuse Facility
 PASCO COUNTY
 Month/Year: 11 / 02

Permit Number: FLA012731

DISCHARGE POINT NUMBER: R001

Code	Flow (MGD) To R001 Public Access	Flow Total Plant (MGD)	CBOD5 (mg/L)	TSS (MGL)	PH (Max) S.U.	pH (Min) S.U.	Fecal Coliform Bacteria (#/100ml)	TRC (For Disinfect) (mg/Min)	Nitrate (mg/l)	Turbidity (NTU) (Max)	CBOD5 (mg/l)	TSS (mg/l)
Mon. Site	FLW-01	FLW-02	EFA-01	EFB-01	EFA-01	EFA-01	EFA-01	EFA-01	EFA-01	EFB-01	INF-01	INF-01
1	1.020	0.987		2	7.8	7.5	<1	5.2		0.8		
2	1.122	1.112		2	7.8	7.6	<1	5.5		0.6		
3	1.310	1.285		2	7.9	7.5	<1	5.5		0.6		
4	1.138	1.084		2	7.9	7.6	<1	5.3		0.6		
5	1.106	1.035		2	8.0	7.6	<1	6.0		0.8		
6	1.114	1.064		2	7.9	7.6	<1	6.5		0.8		
7	1.057	1.011	17	1	7.8	7.6	<1	7.8	1.91	0.5	178	140
8	1.069	1.005		2	7.8	7.2	<1	7.5		0.7		
9	1.173	1.104		2	7.8	7.6	<1	7.7		0.7		
10	1.228	1.147		2	7.8	7.4	<1	7.7		0.6		
11	1.247	1.149		2	7.9	7.5		7.9		0.6		
12	1.098	0.999		2	7.9	7.2	<1	8.5		0.9		
13	1.087	1.032		2	7.9	7.2	<1	8.2		0.8		
14	1.114	1.061	16	1	7.8	7.5	<1	7.6	5.12	0.8	163	158
15	0.997	0.919		2	7.8	7.5	<1	7.5		0.5		
16	1.315	1.191		2	7.8	7.6	<1	7.2		1.0		
17	1.376	1.306		2	7.8	7.2	<1	6.5		1.1		
18	1.182	1.198		2	7.9	7.2	<1	6.2		0.7		
19	1.154	1.081		2	7.9	7.3	<1	6.3		0.8		
20	1.140	1.056		2	7.9	7.3	<1	6.3		1.0		
21	1.144	1.051	3	1	7.8	7.5	<1	6.0	5.0	0.8	173	204
22	0.866	0.988		2	7.7	7.5	<1	1.4		0.8		
23	1.145	1.116		2	7.8	7.6	<1	5.5		0.7		
24	1.307	1.256		2	7.8	7.4	<1	5.4		1.2		
25	1.155	1.092		2	7.9	7.3	<1	5.3		0.5		
26	1.142	1.062	12	1	7.9	7.5	<1	5.6	3.57	0.8	239	120
27	1.128	1.055		2	7.8	7.5	<1	5.8		0.8		
28	1.250	1.169		2	7.8	7.6	<1	7.7		0.8		
29	1.072	0.988		2	7.8	7.2	<1	1.9		0.9		
30	1.187	1.083		2	7.9	7.3	<1	7.5		1.0		
31												

TOTAL FLOW--14 619 MG AVG DAILY FLOW 1 154 MGD MAX DAY 1 376 WASTE TO PONDS 0 0 REJECT 11-22 0 170

PLANT STAFFING

Day Shift Operator Class A Certificate No 4420 Name T KIDDER
 Evening Shift Operator Class C Certificate No 9035 Name MCASE
 Night Shift Operator Class C Certificate No 6466 Name F VENGREN
 Lead Operator Class A Certificate No 4044 Name L HART

Type of Effluent Disposal or Reclaimed Water Reuse Slow & rapid land application-restricted & unrestricted

Limited Wet Weather Discharge Activated: Yes No Not Applicable If yes, cumulative days of wet weather discharge

DEPARTMENT OF ENVIRONMENTAL PROTECTION DISCHARGE MONITORING REPORT - PART A

When Completed mail this report to: Department of Environmental Protection, Mail Station 3551, 2600 Blair Stone Road, Tallahassee, FL 32399-2400

PERMITTEE NAME: Pasco County Utilities Department
 MAILING ADDRESS: 7530 Little Road, Suite 205
 New Port Richey, FL 34654

PERMIT NUMBER: FLA012731

LIMIT: Final

REPORT: Monthly

FACILITY LOCATION: Land O'Lakes Subregional
 6003 Parkway Boulevard
 Land O'Lakes, FL 34639

CLASS SIZE: Minor
 DISCHARGE POINT NUMBER: R002 (Reject Pond)
 PLANT SIZE/TREATMENT TYPE: II/B
 NO DISCHARGE FROM SITE: ()

GROUP: Domestic


COUNTY: Pasco

3 MADF % Capacity4
 MONITORING PERIOD: 7 %
 From: 11 / 1 / 02

To: 11 / 30 / 02

Parameter		Quantity or Loading		Units	Quality or Concentration		Units	No. Ex.	Frequency of Analysis	Sample Type
Flow, to P.E pond	Sample Measurement	0 005		mgd				0	Calculation	Rolling 12 Mo. Avg.1
PARM Code 50050 Y Mon Site No. FLW-01	Permit Measurement	3 50 ¹ (12 MADF)		mgd					Calculation	Rolling 12 Mo. Avg.1
Flow, total plant	Sample Measurement	1 134	1 086	mgd				0	Continuous	Flow meter & Totalizer
PARM Code 50050 1	Permit Measurement	3 50 (3AADF)2	Report (Mo Avg)	mgd					Continuous	Flow meter & Totalizer
CBOD5	Sample Measurement				9.9		Mg/l	0	Calculation	Calculated Roll.12Mo.Avg
PARM Code 80082 Y Mon Site No. EFA-01	Permit Measurement				20.0 (12 Mo. Avg.)		mg/L		Calculation	Calculated Roll.12Mo.Avg
CBOD5	Sample Measurement				12.0	17.0	Mg/l	0	Weekly	24-hour FPC
PARM Code 80082 Mon Site No. EFA-01	Permit Measurement				30.0 (Mo. Avg)	60.0 (Max)	mg/L		Weekly	16-hour FPC ²
ISS	Sample Measurement				1.0		Mg/l	0	Calculation	Calculated Roll.12Mo.Avg
PARM Code 00530 Y Mon Site No. EFA-01	Permit Measurement				20.0 (12 Mo. Avg)		mg/L		Calculation	Calculated Roll.12Mo.Avg
ISS	Sample Measurement				1.0	2.0	Mg/l	0	Weekly	24-hour FPC
PARM Code 00530 Mon Site No. EFA-01	Permit Measurement				30.0 (Mo. Avg)	60.0 (Max)	Mg/l		Weekly	16-hour FPC
pH	Sample Measurement				7.2	7.9	S.U.	0	Continuous	Meter
PARM Code 00406 1 Mon Site No. EFA-01	Permit Measurement				6.0 (Min)	8.5 (Max)	S.U.		Continuous	Grab

I certify under penalty of law that I have personally examined and am familiar with the information submitted here; and based on my inquiry of those individuals responsible for obtaining the information I believe the information is true, accurate and complete. I am aware of penalties for false information including possible fines and imprisonment.

NAME/TITLE OF PRINCIPAL EXECUTIVE OFFICER OR AUTHORIZED	SIGNATURE OF PRINCIPAL EXECUTIVE OFFICER OR AUTHORIZED AGENT	TELEPHONE NO	DATE (YY/MM/DD)
Douglas W. Yowell Utilities Operations & Maintenance Manager		727-847-8145	02/12/20

COMMENT AND EXPLANATION OF VIOLATIONS (Reference all attachments here): LOW CL2 NO REASON BUT HIGH FLOW SPIKE JUST BEFORE.

DISCHARGE MONITORING REPORT-PART A (Continued)

FACILITY NAME: Land O'Lakes Subregional Reuse Facility
 COUNTY: Pasco
 Month/Year 11 / 02

PERMIT NO.: FLA12731

DISCHARGE POINT NO.: R002

WAFR SITE No.: R002

Parameter		Quantity or Loading	Units	Quality or Concentration	Units	No. Ex.	Frequency of Analysis	Sample Type
Fecal Coliform Bacteria	Sample Measurement			<1	#100ml	0	Calculation	Calculated Roll.12Mo.Avg
PARM Code 74055 Y Mon Site No. EFA-01	Permit Measurement			200 (12 Mo.Avg.)	#100mL		Calculation	Calculated Roll.12MO.Av.
Fecal Coliform Bacteria	Sample Measurement			<1	#100ml	0	Daily 7days/Week	Grab
PARM Code 74055 1 Mon Site No. EFA-01	Permit Measurement			Report (Mo.Geo.Mean)	#100ml		Daily 7days/Week	Grab
TRC for disinfection	Sample Measurement			1.4	Mg/l	0	Continuous	Meter
PARM Code 50060 A Mon Site No. EFA-01	Permit Measurement			0.5 (Min)	Mg/l		Continuous	Meter
Nitrate (as N)	Sample Measurement				Mg/l	0	Weekly	24-hour FPC
PARM Code 00620 1 Mon Site No. EFA-01	Permit Measurement				Mg/l		Weekly	16-hour FPC
CBOD 5	Sample Measurement			173	Mg/l	0	Weekly	24-hour FPC
PARM Code 80082 G Mon.Site No. INF-01	Permit Measurement			Report Monthly	Mg/l		Every 2 Weeks	16-hour FPC
TSS	Sample Measurement			204	Mg/l	0	Weekly	24-hour FPC
PARM Code 00530 G Mon.Site No. INF-01	Permit Measurement			Report Monthly	Mg/l		Every 2 Weeks	16-hour Fpc
	Sample Measurement							
	Permit Measurement							
	Sample Measurement							
	Permit measurement							
	Sample Measurement							
	Permit Measurement							

- 1 Rolling Twelve Month Average is the average of the current month's average and the preceding eleven (11) month's averages.For Fecal Coliform,use the monthly geometric mean.
- 2 Annual Average Daily Flow.
- 3 FPC-Flow Proportioned Flow.
- 4 The 3MADF % Capacity is the 3MADF divided by plant capacity multiplied by 100,Reported as a percent.

DAILY SAMPLE RESULTS - PART B

Facility Name: Land o' Lakes Subregional Reuse Facility
Pasco County

Permit Number: FLA012731

DISCHARGE POINT NUMBER: R002

Month/Year 11 / 02

	Flow (MGD) To R002 Reject Pond	Flow Total Plant (MDG)	CBOD5 (mg/l)	TSS (mg/l)	pH (Max) S.U.	PH (Min) S.U.	Fecal Coliform Bacteria (#/100)	TRC (For Disinfect.) (mg/l)	Nitrate (mg/l)	CBOD5 (mg/l)	TSS (mg/l)
Code	50050	50050	80082	00530	00400	00406	74055	50060	00620	80082	00530
Mon. Site	FLW-01	FLW-02	EFA-01	EFA-01	EFA-01	EFA-01	EFA-01	EFA-01	EFA-01	INF-01	INF-01
1											
2											
3											
4											
5											
6											
7											
8											
9											
10											
11											
12											
13											
14											
15											
16											
17											
18											
19											
20											
21											
22	0 170	0 988	3	1	77	75	<1	14	50	173	204
23											
24											
25											
26											
27											
28											
29											
30											
31											

PLANT STAFFING

Day Shift Operator Class A Certificate No 4420 Name T KIDDER
 Evening Shift Operator Class C Certificate No 9035 Name M CASE
 Night Shift Operator Class C Certificate No 6466 Name F VENGREN
 Lead Operator Class A Certificate No 4044 Name I HART

Type of Effluent Disposal or Reclaimed Water Reuse Slow & rapid land application-restricted-unrestricted

Limited Wet Weather Discharge Activated Yes No X Not Applicable If yes, cumulative days of wet weather

DEPARTMENT OF ENVIRONMENTAL PROTECTION DISCHARGE MONITORING REPORT - PART A

When Completed mail this report to: Department of Environmental Protection, Mail Station 3551, 2600 Blair Stone Road, Tallahassee, FL 32399-2400

PERMITTEE NAME: Pasco County Utilities Department
 MAILING ADDRESS: 7530 Little Road, Suite 205
 New Port Richey, FL 34654

PERMIT NUMBER: FLA012731
 LIMIT: Final
 CLASS SIZE: N/A
 DISCHARGE POINT NUMBER: R001
 PLANT SIZE/TREATMENT TYPE: I/B
 NO DISCHARGE FROM SITE: ()
 3MADF % Capacity: 33 %
 MONITORING PERIOD: From 10/1/02

REPORT: Monthly
 GROUP: Domestic

FACILITY LOCATION: Land O'Lakes Subregional WWTF
 6003 Parkway Boulevard
 Land O'Lakes, FL 34639

To: 10/31/02

COUNTY: PASCO

Parameter		Quantity or Loading		Units	Quality or Concentration		Units	No. Ex.	Frequency of Analysis	Sample Type
Flow (R001)	Sample Measurement	0.847		mgd				0	Calculation	Rolling 12 Month Avg
ARM Code 50050 Y Mon Site No. FLW-01	Permit Measurement	3.50 ¹ (12 MADF)		mgd					Calculation	Rolling 12 Month Avg. ¹
Flow (Plant Flow)	Sample Measurement	1.154	1.109	mgd				0	Continuous	Flow Meter & Totalizer
ARM Code 50050 1 Mon Site No. FLW-02	Permit Measurement	3.5 ¹ (3 MADF)	Report (Mo Avg.)	mgd					Continuous	Flow Meter & Totalizer
BOD5	Sample Measurement				8.9		Mg/l	0	Calculation	Rolling 12 Month Avg
ARM Code 80082 Y Mon Site No. EFA-01	Permit Measurement				20.0 ¹ (An Avg)		mg/L		Calculation	Rolling 12 Month Avg. ¹
BOD5	Sample Measurement				11	13	Mg/l	0	Weekly	16-hour FPC
ARM Code 80082 1 Mon Site No. EFA-01	Permit Measurement				30.0 (Mo Avg.)	60.0 (Max.)	mg/L		Weekly	16-hour FPC ²
TSS	Sample Measurement					2.0	Mg/l	0	Daily, 7/week	Grab
ARM Code 00530 1 Mon Site No. EFB-01	Permit Measurement					5.0 (Max.)	mg/L		Daily, 7/week	Grab
PH	Sample Measurement				7.2	8.0		0	Continuous	meter
ARM Code 00406 A Mon site No EFA-01	Permit Measurement				6.0 (Min)	8.5 (Max)	S.U.		Continuous	Grab

I certify under penalty of law that I have personally examined and am familiar with the information submitted herein; and based on my inquiry of those individuals immediately responsible for obtaining the information, I believe the submitted information is true, accurate and complete. I am aware that there are significant penalties for submitting false information including the possibility of fine and imprisonment.

NAME/TITLE OF PRINCIPAL EXECUTIVE OFFICER OR AUTHORIZED AGENT	SIGNATURE OF PRINCIPAL EXECUTIVE OFFICER OR AUTHORIZED AGENT	TELEPHONE NO	DATE
Harold R. Bungard, Utilities Operations Supervisor	<i>Harold Bungard</i>	727-847-8145	11/13/02

COMMENT AND EXPLANATION OF ANY VIOLATIONS (Reference all attachments here): LIGHTING STRIKE TO EFFLUENT SAMPLE PUMP // BAD GL2 PUMP.....

* Corrected copy submitted relative to TRC reporting.

* Part B - turbidity column - numbers inadvertently omitted - enclosed Part B & enclosed

FLA012731
 Version 04/02

BK 9
 (pg 43 of 96)

DISCHARGE MONITORING REPORT - PART A (Continued)
 PERMIT NUMBER: FLA012731

DISCHARGE POINT NUMBER: R001

Facility name: land O'Lakes Subregional Reuse Facility
 COUNTY: Pasco County, FL
 Month/Year: 10/02

Parameter		Quantity or Loading	Units	Quality or Concentration	Units	No. Ex.	Frequency of Analysis	Sample Type
Fecal Coliform Bacteria	Sample Measurement			<1	#100ml	0	Daily 7 days/Week	Grab
PARM Code 74055 A Mon. Site No. EFA-01	Permit Measurement			25/100ml (max)	#/100ml		Daily 7 days/Week	Grab
Fecal Coliform Bacteria % less than detection	Sample Measurement		100		%	0	Daily 7 days/Week	Calculation
PARM Code 51005 A Mon. Site No. EFA-01	Permit Measurement		75 (Min)		%		Daily 7 days/Week	Calculation
TRC for disinfection	Sample Measurement		0.8 1.0		Mg/l		Continuous	Meter
PARM Code 50060 A Mon. Site No. EFB-01	Permit Measurement		1.0 (Min)		Mg/L		Continuous	Grab
Nitrate (as N)	Sample Measurement			4.5	Mg/l	0	Weekly	24-hour FPC
PARM Code 00620 I Mon. Site No. EFA-01	Permit Measurement			12.0 (Max.)	Mg/L		Weekly	16-hour FPC
Turbidity	Sample Measurement			2.3	NTU	0	Continuous	Meter
PARM Code 82078 B Mon. Site No. INF-01	Permit Measurement			Report (Max)	NTU		Continuous	Meter
	Sample Measurement							
	Permit Measurement							
CBODS	Sample Measurement			149	Mg/l	0	Weekly	24-hour FPC
PARM Code 80082 G Mon. Site No. INF-01	Permit Measurement			Report (Mo. Avg.)	mg/L		Every 2 Weeks	16-hour FPC ¹
TSS	Sample Measurement			157	Mg/l	0	Weekly	24-hour FPC
PARM Code 00530 G Mon. Site No. INF-01	Permit Measurement			Report (Mo. Avg.)	Mg/l		Every 2 Weeks	16-hour FPC
	Sample Measurement							
	Sample Measurement							
	Permit Measurement							

- 1 Rolling Twelve Month Average is the average of the current month's average and the preceding eleven (11) month's averages. For Fecal Coliform, use the monthly geo. Mean
- 2 Annual Average Daily Flow.
- 3 FPC-Flow Proportioned Composite.
- 4 The 3MADF % Capacity is the 3MADF divided by the plant capacity multiplied by 100, Reported as a percent.

DAILY SAMPLE RESULTS - PART B

Facility Name: Land O' Lakes Subregional Reuse Facility
 PASCO COUNTY
 Month/Year: 10/02

Permit Number: FLA012731

DISCHARGE POINT NUMBER: R001

Code	Flow (MGD) To R001 Public Access	Flow Total Plant (MGD)	CBOD5 (mg/L)	TSS (MGL)	PH (Max) S.U.	pH (Min) S.U.	Fecal Coliform Bacteria (#/100ml)	TRC (For Disinfect.) (mg/Min)	Nitrate (mg/l)	Turbidity (NTU) (Max)	CBOD5 (mg/l)	TSS (mg/l)
Mon. Site	FLW-01	FLW-02	EFA-01	EFB-01	EFA-01	EFA-01	EFA-01	EFA-01	EFA-01	EFB-01	INF-01	INF-01
1	1.146	1.095		2	8.0	7.5	<1	7.5		1.5		
2	1.058	1.019		2	7.9	7.5	<1	7.5		1.7		
3	1.131	1.062	11	1	7.9	7.4	<1	7.4	3.79	2.0	135	92
4	1.023	0.979		2	7.9	7.6	<1	7.7		2.0		
5	1.178	1.125		2	7.8	7.5	<1	7.6		1.8		
6	1.294	1.243		2	7.9	7.5	<1	7.2		1.9		
7	1.107	1.051		2	8.0	7.2	<1	7.5		1.9		
8	1.091	1.004		2	8.0	7.4	<1	6.5		2.0		
9	1.018	0.989		2	7.8	7.4	<1	6.6		2.2		
10	1.085	1.042	8	1	7.8	7.5	<1	6.8	4.05	2.0	139	182
11	1.038	0.960		2	7.9	7.6	<1	7.2		1.7		
12	0.994	1.217		2	7.9	7.6	<1	0.8	Rejeat	1.2		
13	1.316	1.261		2	7.9	7.6	<1	7.5		1.3		
14	1.228	1.105		2	7.8	7.2	<1	6.5		1.3		
15	1.243	1.151		2	7.8	7.4	<1	6.5		2.3		
16	1.181	1.131		2	7.9	7.4	<1	5.2		1.1		
17	1.066	1.046	13	1	7.9	7.5	<1	5.3	4.50	1.0	150	140
18	1.033	1.021		2	7.9	7.6	<1	5.3		1.0		
19	1.116	1.086		2	7.9	7.6	<1	5.5		0.8		
20	1.281	1.246		2	7.9	7.4	<1	6.0		1.0		
21	1.177	1.101		2	7.9	7.3	<1	7.8		1.1		
22	1.128	1.090		2	7.8	7.5	<1	7.5		0.8		
23	1.262	1.153		2	7.8	7.5	<1	7.2		0.7		
24	1.284	1.237	12	1	7.8	7.5	<1	7.7	3.85	1.0	173	212
25	1.161	1.120		2	7.8	7.6	<1	5.4		0.7		
26	1.269	1.253		2	7.9	7.4	<1	5.5		0.9		
27	1.365	1.247		2	7.9	7.5	<1	5.5		0.7		
28	1.169	1.106		2	8.0	7.4	<1	6.2		0.8		
29	1.176	1.107		2	7.9	7.4	<1	6.6		0.9		
30	1.108	1.057		2	8.0	7.6	<1	7.5		0.8		
31	1.017	1.060		1	8.0	7.5	<1	1.0		0.8		

PLANT STAFFING

Day Shift Operator Class: A Certificate No: 4420 Name: T KIDDER
 Evening Shift Operator Class: C Certificate No: 9035 Name: M CASE
 Night Shift Operator Class: C Certificate No: 6466 Name: F VENGREN
 Lead Operator Class: A Certificate No: 4044 Name: L HART

Type of Effluent Disposal or Reclaimed Water Reuse: Slow & rapid land application-restricted & unrestricted

Limited Wet Weather Discharge Activated. Yes: No: Not Applicable. X If yes, cumulative days of wet weather discharge: _____

Attach additional sheets if necessary to list all certified operators.

DEPARTMENT OF ENVIRONMENTAL PROTECTION DISCHARGE MONITORING REPORT - PART A

When Completed mail this report to: Department of Environmental Protection, Mail Station 3551, 2600 Blair Stone Road, Tallahassee, FL 32399-2400

PERMITTEE NAME: Pasco County Utilities Department
 MAILING ADDRESS: 7530 Little Road, Suite 205
 New Port Richey, FL 34654

PERMIT NUMBER: FLA012731

LIMIT: Final

REPORT: Monthly

FACILITY LOCATION: Land O'Lakes Subregional
 6003 Parkway Boulevard
 Land O'Lakes, FL 34639

CLASS SIZE: Minor
 DISCHARGE POINT NUMBER: R002 (Reject Pond)
 PLANT SIZE/TREATMENT TYPE: I/B
 NO DISCHARGE FROM SITE: ()

GROUP: Domestic

COUNTY: Pasco

3 MADF % Capacity4
 MONITORING PERIOD: 33 %
 From: 10/1/02

To: 10/31/02

Parameter		Quantity or Loading		Units	Quality or Concentration			Units	No. Ex.	Frequency of Analysis	Sample Type
Flow, to P/E pond	Sample Measurement	0.355		mgd					2	Calculation	Rolling 12 Mo. Avg. 1
PARM Code 50050 Mon. Site No. FLW-01	Permit Measurement	3.50 ¹ (12 MADF)		mgd						Calculation	Rolling 12 Mo. Avg. 1
Flow, total plant	Sample Measurement	1.154	1.109	mgd						Continuous	Flow meter & Totalizer
PARM Code 50050	Permit Measurement	3.50 (3AADF)2	Report (Mo. Avg.)	mgd						Continuous	Flow meter & Totalizer
CBOD5	Sample Measurement						Mg/l	0		Calculation	Calculated Roll. 12 Mo. Avg
PARM Code 80082 Mon Site No. EFA-01	Permit Measurement					20.0 (12 Mo. Avg.)	mg/L			Calculation	Calculated Roll. 12 Mo. Avg
CBOD5	Sample Measurement						Mg/l	0		Weekly	24-hour FPC
PARM Code 80082 Mon Site No. EFA-01	Permit Measurement					30.0 (Mo. Avg)	mg/L			Weekly	16-hour FPC ¹
TSS	Sample Measurement						Mg/l	0		Calculation	Calculated Roll. 12 Mo. Avg
PARM Code 00530 Mon Site No. EFA-01	Permit Measurement					20.0 (12 Mo. Avg.)	mg/L			Calculation	Calculated Roll. 12 Mo. Avg
TSS	Sample Measurement						Mg/l	0		Weekly	24-hour FPC
PARM Code 00530 Mon. Site No. EFA-01	Permit Measurement					30.0 (Mo. Avg)	Mg/l			Weekly	16-hour FPC
pH	Sample Measurement				7.2		S.U.		0	Continuous	Meter
PARM Code 00406 Mon Site No. EFA-01	Permit Measurement				6.0 (Min)		S.U.			Continuous	Grab

I certify under penalty of law that I have personally examined and am familiar with the information submitted here; and based on my inquiry of those individuals responsible for obtaining the information I believe the information is true, accurate and complete. I am aware of penalties for false information including possible fines and imprisonment.

NAME/TITLE OF PRINCIPAL EXECUTIVE OFFICER OR AUTHORIZED	SIGNATURE OF PRINCIPAL EXECUTIVE OFFICER OR AUTHORIZED AGENT	TELEPHONE NO	DATE (YY/MM/DD)
Harold R. Bungard, Utilities Operations Supervisor	<i>Harold R. Bungard</i>	727-847-8145	11/13/02

COMMENT AND EXPLANATION OF VIOLATIONS (Reference all attachments here): ~~LIGHTNING STRIKE TO EFFLUENT SAMPLE PUMP/BAD CL2 PUMP.~~

BK 9
(001 of 96)

DISCHARGE MONITORING REPORT-PART A (Continued)

FACILITY NAME: Land O'Lakes Subregional Reuse Facility
 COUNTY: Pasco
 Month/Year: 10/02

PERMIT NO.: FLA12731

DISCHARGE POINT NO.: R002

WAFR SITE No.: R002

Parameter		Quantity or Loading	Units	Quality or Concentration	Units	No. Ex.	Frequency of Analysis	Sample Type
Fecal Coliform Bacteria	Sample Measurement				#100ml	0	Calculation	Calculated Roll. 12Mo. Avg
PARM Code 74055 Mon Site No. EFA-01	Y Permit Measurement			200 (12 Mo. Avg.)	#/100mL		Calculation	Calculated Roll. 12MO. Av.
Fecal Coliform Bacteria	Sample Measurement				#100ml	0	Daily 7days/Week	Grab
PARM Code 74055 Mon Site No. EFA-01	1 Permit Measurement			Report (Mo. Geo. Mean)	#/100ml		Daily 7days/Week	Grab
TRC for disinfection	Sample Measurement			0.8	Mg/l	0	Continuous	Meter
PARM Code 50060 Mon Site No. EFA-01	A Permit Measurement			0.5 (Min)	Mg/l		Continuous	Meter
Nitrate (as N)	Sample Measurement				Mg/l	0	Weekly	24-hour FPC
PARM Code 00620 Mon Site No. EFA-01	1 Permit Measurement				Mg/l		Weekly	16-hour FPC
CBOD 5	Sample Measurement				Mg/l	0	Weekly	24-hour FPC
PARM Code 80082 Mon Site No. INF-01	G Permit Measurement			Report Monthly	Mg/l		Every 2 Weeks	16-hour FPC
TSS	Sample Measurement				Mg/l	0	Weekly	24-hour FPC
PARM Code 00530 Mon Site No. INF-01	G Permit Measurement			Report Monthly	Mg/l		Every 2 Weeks	16-hour Fpc
	Sample Measurement							
	Permit Measurement							
	Sample Measurement							
	Permit measurement							
	Sample Measurement							
	Permit Measurement							

BK 9
(pg 47 of 96)

- 1 Rolling Twelve Month Average is the average of the current month's average and the preceding eleven (11) month's averages. For Fecal Collform, use the monthly geometric mean.
- 2 Annual Average Daily Flow.
- 3 FPC-Flow Proportioned Flow.
- 4 The 3MADF % Capacity is the 3MADF divided by plant capacity multiplied by 100, Reported as a percent.

Facility Name: Land o' Lakes Subregional Reuse Facility
Pasco County

Permit Number: FLA012731

DISCHARGE POINT NUMBER: R002

Month/Year 10/02

	Flow (MGD) To R002 Reject Pond	Flow Total Plant (MDG)	CBOD5 (mg/l)	TSS (mg/l)	pH (Max) S.U.	PH (Min) S.U.	Fecal Coliform Bacteria (#/100)	TRC (For Disinfect.) (mg/l)	Nitrate (mg/l)	CBOD5 (mg/l)	TSS (mg/l)
Code	50050	50050	80082	00530	00400	00406	74055	50060	00620	80082	00530
Mon. Site	FLW-01	FLW-02	EFA-01	EFA-01	EFA-01	EFA-01	EFA-01	EFA-01	EFA-01	INF-01	INF-01
1											
2											
3											
4											
5											
6											
7											
8											
9											
10											
11											
12	0.350	1.217		2	7.9	7.6	<1	0.8			
13											
14											
15											
16											
17											
18											
19											
20											
21											
22											
23											
24											
25											
26											
27											
28											
29											
30											
31	0.080	1.060		2	8.0	7.5	<1				

PLANT STAFFING

Day Shift Operator Class: A Certificate No. 4420 Name: T KIDDER
 Evening Shift Operator Class: C Certificate No. 9035 Name: M. CASE
 Night Shift Operator Class: C Certificate No. 6466 Name: E VENGREN
 Lead Operator Class: A Certificate No. 4044 Name: L. HART

Type of Effluent Disposal or Reclaimed Water Reuse Slow & rapid land application-restricted-unrestricted
 Limited Wet Weather Discharge Activated. Yes: No X Not Applicable: If yes, cumulative days of wet weather _____

040 ✓

DEPARTMENT OF ENVIRONMENTAL PROTECTION DISCHARGE MONITORING REPORT - PART A

When Completed mail this report to: Department of Environmental Protection, Mail Station 3551, 2600 Blair Stone Road, Tallahassee, FL 32399-2400

PERMITTEE NAME Pasco County Utilities Department
 MAILING ADDRESS 7530 Little Road, Suite 205
 New Port Richey, FL 34654

PERMIT NUMBER: FLA012731
 LIMIT: Final
 CLASS SIZE: N/A
 DISCHARGE POINT NUMBER: R001
 PLANT SIZE/TREATMENT TYPE: I/B
 NO DISCHARGE FROM SITE: ()
 3MADF % Capacity: 33%
 MONITORING PERIOD: From 9/1/02

REPORT: Monthly
 GROUP: Domestic

FACILITY LOCATION Land O'Lakes Subregional WWTF
 6003 Parkway Boulevard
 Land O'Lakes, FL 34639

To: 9/30/02

COUNTY PASCO

Parameter		Quantity or Loading		Units	Quality or Concentration		Units	No. Ex.	Frequency of Analysis	Sample Type
Flow (R001)	Sample Measurement	0.885		mgd				0	Calculation	Rolling 12 Month Avg
PARM Code 50050 Mon Site No FLW-01	Permit Measurement	3.50 ¹ (12 MADF)		mgd					Calculation	Rolling 12 Month Avg. ¹
Flow (Plant Flow)	Sample Measurement	1.165	1.206	mgd				0	Continuous	Flow Meter & Totalizer
PARM Code 50050 Mon Site No FLW-02	Permit Measurement	3.5 ¹ (3 MADF)	Report (Mo Avg.)	mgd					Continuous	Flow Meter & Totalizer
CBOD5	Sample Measurement				9.1		Mg/l	0	Calculation	Rolling 12 Month Avg
PARM Code 80082 Mon Site No EFA-01	Permit Measurement				20.0 ¹ (An Avg.)		mg/L		Calculation	Rolling 12 Month Avg. ¹
CBOD5	Sample Measurement				13	17	Mg/l	0	Weekly	16-hour FPC
PARM Code 80082 Mon Site No EFA-01	Permit Measurement				30.0 (Mo. Avg.)	60.0 (Max.)	mg/L		Weekly	16-hour FPC ¹
TSS	Sample Measurement					3.0	Mg/l	0	Daily, 7/week	Grab
PARM Code 00530 Mon Site No EFB-01	Permit Measurement					5.0 (Max.)	mg/L		Daily, 7/week	Grab
PH	Sample Measurement				7.0	8.0		0	Continuous	meter
PARM Code 00406 Mon site No EFA-01	Permit Measurement				6.0 (Min)	8.5 (Max)	S.U.		Continuous	Grab

I certify under penalty of law that I have personally examined and am familiar with the information submitted herein; and based on my inquiry of those individuals immediately responsible for obtaining the information, I believe the submitted information is true, accurate and complete. I am aware that there are significant penalties for submitting false information including the possibility of fine and imprisonment.

NAME/TITLE OF PRINCIPAL EXECUTIVE OFFICER OR AUTHORIZED AGENT	SIGNATURE OF PRINCIPAL EXECUTIVE OFFICER OR AUTHORIZED AGENT	TELEPHONE NO	DATE
Harold R. Bungard, Utilities Operations Supervisor	<i>Harold R. Bungard</i>	727-847-8145	10/14/02

COMMENT AND EXPLANATION OF ANY VIOLATIONS (Reference all attachments here): LIGHTING STRIKE TO EFFLUENT SAMPLE PUMP/CL2 GENERATOR PROBLEMS.

DISCHARGE MONITORING REPORT – PART A (Continued)

Facility name: land O'Lakes Subregional Reuse Facility
 COUNTY: Pasco County, FL
 Month/Year: 9 / 02

PERMIT NUMBER: FLA012731

DISCHARGE POINT NUMBER:R001

Parameter		Quantity or Loading	Units	Quality or Concentration	Units	No. Ex.	Frequency of Analysis	Sample Type
Fecal Coliform Bacteria PARM Code 74055 A Mon Site No. EFA-01	Sample Measurement			<1	#100ml	0	Daily 7 days/Week	Grab
	Permit Measurement			25/100ml (max)	#/100ml		Daily 7 days/Week	Grab
Fecal Coliform Bacteria % less than detection PARM Code 51005 A Mon Site No. EFA-01	Sample Measurement			100	%	0	Daily 7 days/Week	Calculation
	Permit Measurement			75 (Min)	%		Daily 7 days/Week	Calculation
TRC for disinfection PARM Code 50060 A Mon Site No. EFB-01	Sample Measurement			1.0	Mg/l	7	Continuous	Meter
	Permit Measurement			1.0 (Min)	Mg/L		Continuous	Grab
Nitrate (as N) PARM Code 00620 1 Mon Site No. EFA-01	Sample Measurement			2.17	Mg/l	0	Weekly	24-hour FPC
	Permit Measurement			12.0 (Max.)	Mg/L		Weekly	16-hour FPC
Turbidity PARM Code 82078 B Mon Site No. INF-01	Sample Measurement			1.5	NTU	0	Continuous	Meter
	Permit Measurement			Report (Max)	NTU		Continuous	Meter
CBOD5 PARM Code 80082 G Mon Site No. INF-01	Sample Measurement			151	Mg/l	0	Weekly	24-hour FPC
	Permit Measurement			Report (Mo.Avg.)	mg/L		Every 2 Weeks	16-hour FPC ¹
FSS PARM Code 00530 G Mon Site No. INF-01	Sample Measurement			192	Mg/l	0	Weekly	24-hour FPC
	Permit Measurement			Report (Mo.Avg.)	Mg/l		Every 2 Weeks	16-hour FPC
	Sample Measurement							
	Sample Measurement							
	Permit Measurement							

- Rolling Twelve Month Average is the average of the current month's average and the preceding eleven (11) month's averages. For Fecal Coliform, use the monthly geo. Mean
- Annual Average Daily Flow.
- FPC-Flow Proportioned Composite.
- The 3MADF % Capacity is the 3MADF divided by the plant capacity multiplied by 100, Reported as a percent.

DAILY SAMPLE RESULTS - PART B

Facility Name: Land O' Lakes Subregional Reuse Facility
 PASCO COUNTY
 Month/Year: 9/02

Permit Number: FLA012731

DISCHARGE POINT NUMBER: R001

	Flow (MGD) To R001 Public Access	Flow Total Plant (MGD)	CBOD5 (mg/L)	TSS (MGL)	PH (Max) S.U.	pH (Min) S.U.	Fecal Coliform Bacteria (#/100ml)	TRC (For Disinfect) (mg/Min)	Nitrate (mg/l)	Turbidity (NTU) (Max)	CBOD5 (mg/l)	TSS (mg/l)
Code	50050	50050	80082	00530	00400	00400	74055	50060	00620	82079	80082	00530
Mon. Site	FLW-01	FLW-02	EFA-01	EFB-01	EFA-01	EFA-01	EFA-01	EFA-01	EFA-01	EFB-01	INF-01	INF-01
1	1.163	1.199		2	7.9	7.5	<1	2.3		0.8		
2	1.329	1.327		2	7.9	7.4	<1	2.5		1.0		
3	1.264	1.162		2	7.9	7.4	<1	7.2		0.8		
4	1.189	1.136		2	7.9	7.6	<1	5.1		0.9		
5	1.588	1.458	14	1	7.8	7.7	<1	4.2	1.42	1.5	173	268
6	1.202	1.145		2	7.9	7.0	<1	7.1		1.1		
7	1.339	1.271		2	7.9	7.2	<1	5.5		1.1		
8	1.400	1.329		2	7.9	7.3	<1	2.1		0.6		
9	1.171	1.127		3	7.9	7.3	<1	3.0		0.8		
10	1.202	1.128		2	8.0	7.3	<1	3.0		0.9		
11	1.156	1.098		2	7.9	7.2	>1	5.0		0.5		
12	1.194	1.079	8	1	7.9	7.2	<1	7.5	2.17	0.6	130	170
13	1.169	1.112		2	7.9	7.5	<1	7.0		0.5		
14	1.254	1.326		2	7.8	7.5	<1	1.6		0.5		
15	0.989	1.609		2	7.9	7.5	<1	1.0		0.8		
16	1.132	1.414		2	7.9	7.6	<1	1.7		0.8		
17	1.247	1.183		2	8.0	7.0	<1	5.5		1.2		
18	1.222	1.193		2	8.0	7.2	<1	5.2		1.1		
19	1.264	1.183	17	1	8.0	7.8	<1	4.2	1.85	0.9	166	142
20	1.109	1.059		2	7.8	7.8	<1	4.2		0.8		
21	1.266	1.207		2	7.8	7.6	<1	3.5		0.8		
22	1.357	1.307		2	7.8	7.5	<1	4.3		0.8		
23	1.173	1.096		2	7.9	7.4	<1	4.5		1.2		
24	1.203	1.120		2	7.9	7.4	<1	6.5		1.5		
25	1.270	1.151		2	7.9	7.4	<1	7.8		1.0		
26	1.192	1.132	13	2	7.8	7.4	<1	6.2	1.73	0.5	133	188
27	1.063	1.037		2	7.8	7.6	<1	6.6		0.5		
28	1.178	1.127		2	7.9	7.2	<1	4.5		0.7		
29	1.304	1.339		2	7.8	7.2	<1	2.4		0.7		
30	1.188	1.110		2	7.9	7.6	<1	6.8		0.7		
31												

PLANT STAFFING

Day Shift Operator Class A Certificate No 4420 Name T. KIDDER
 Evening Shift Operator Class C Certificate No 9035 Name M. CASE
 Night Shift Operator Class C Certificate No 6466 Name F. VENGREN
 Lead Operator Class A Certificate No 4044 Name L. HART

Type of Effluent Disposal or Reclaimed Water Reuse: Slow & rapid land application - restricted & unrestricted
 Limited Wet Weather Discharge Activated Yes No Not Applicable X If yes, cumulative days of wet weather discharge _____

DEPARTMENT OF ENVIRONMENTAL PROTECTION DISCHARGE MONITORING REPORT

When Completed mail this report to: Department of Environmental Protection, Mail Station 3551, 2600 Blair Stone Road, Tallahassee, FL 32399-2400

PERMITTEL NAME: Pasco County Utilities Department
 MAILING ADDRESS: 7530 Little Road, Suite 205, New Port Richey, FL 34654

PERMIT NUMBER: FLA012731
 LIMIT: Final
 CLASS SIZE: Minor
 DISCHARGE POINT NUMBER: R002 (Reject Pond)
 PLANT SIZE/TREATMENT TYPE: II/B
 NO DISCHARGE FROM SITE: ()

REPORT: Monthly
 GROUP: Domestic

FACILITY LOCATION: Land O'Lakes Subregional, 6003 Parkway Boulevard, Land O'Lakes, FL 34639


COUNTY: Pasco

3 MADF % Capacity
 MONITORING PERIOD: From: 9/1/02 33 %

To: 9/30/02

Parameter		Quantity or Loading		Units	Quality or Concentration			Units	No. Ex.	Frequency of Analysis	Sample Type
Flow, to P/E pond	Sample Measurement	0.319		mgd						Calculation	Rolling 12 Mo. Avg. 1
PARM Code 50050 Mon Site No. FLW-01	Permit Measurement	3.50 ¹ (12 MADF)		mgd						Calculation	Rolling 12 Mo. Avg. 1
Flow, total plant	Sample Measurement	1.165		mgd						Continuous	Flow meter & Totalizer
PARM Code 50050	Permit Measurement	3.50 (3AADF) ²	Report (Mo. Avg.)	mgd						Continuous	Flow meter & Totalizer
CBOD5	Sample Measurement						Mg/l	0		Calculation	Calculated Roll. 12 Mo. Avg
PARM Code 80082 Mon Site No. EFA-01	Permit Measurement					20.0 (12 Mo. Avg)	mg/L			Calculation	Calculated Roll. 12 Mo. Avg
CBOD5	Sample Measurement						Mg/l	0		Weekly	24-hour FPC
PARM Code 80082 Mon Site No. EFA-01	Permit Measurement					30.0 (Mo. Avg)	mg/L			Weekly	16-hour FPC ²
TSS	Sample Measurement						Mg/l	0		Calculation	Calculated Roll. 12 Mo. Avg
PARM Code 00530 Mon Site No. EFA-01	Permit Measurement					20.0 (12 Mo. Avg)	mg/L			Calculation	Calculated Roll. 12 Mo. Avg
TSS	Sample Measurement						Mg/l	0		Weekly	24-hour FPC
PARM Code 00530 Mon Site No. EFA-01	Permit Measurement					30.0 (Mo. Avg)	Mg/l			Weekly	16-hour FPC
pH	Sample Measurement						S.U.	0		Continuous	Meter
PARM Code 00406 Mon Site No. EFA-01	Permit Measurement				6.0 (Min)		S.U.			Continuous	Grab

I certify under penalty of law that I have personally examined and am familiar with the information submitted here; and based on my inquiry of those individuals responsible for obtaining the information I believe the information is true, accurate and complete. I am aware of penalties for false information including possible fines and imprisonment.

NAME/TITLE OF PRINCIPAL EXECUTIVE OFFICER OR AUTHORIZED	SIGNATURE OF PRINCIPAL EXECUTIVE OFFICER OR AUTHORIZED AGENT	TELEPHONE NO	DATE (YY/MM/DD)
Harold R. Bungard, Utilities Operations Supervisor		727-847-8145	10/14/02

COMMENT AND EXPLANATION OF VIOLATIONS (Reference all attachments here): LIGHTING STRIKE TO EFFLUENT SAMPLE PUMP / CL2 GEN. PROBLEMS.

DISCHARGE MONITORING REPORT-PART A (Continued)

FACILITY NAME: Land O'Lakes Subregional Reuse Facility
 COUNTY: Pasco
 Month/Year 9 / 02

PERMIT NO.: FLA12731

DISCHARGE POINT NO.: R002

WAFR SITE No.: R002

Parameter		Quantity or Loading	Units	Quality or Concentration	Units	No. Ex.	Frequency of Analysis	Sample Type
Fecal Coliform Bacteria	Sample Measurement				#100ml	0	Calculation	Calculated Roll 12Mo.Avg
PARM Code 74055 Mon Site No. EFA-01	Y Permit Measurement			200 (12 Mo Avg.)	#/100mL		Calculation	Calculated Roll 12MO.Av.
Fecal Coliform Bacteria	Sample Measurement				#100ml	0	Daily 7days/Week	Grab
PARM Code 74055 Mon Site No. EFA-01	1 Permit Measurement			Report (Mo.Geo.Mean)	800 (Max)	#/100ml	Daily 7days/Week	Grab
TRC for disinfection	Sample Measurement			1.0	Mg/l	0	Continuous	Meter
PARM Code 50060 Mon Site No. EFA-01	A Permit Measurement			0.5 (Min)	Mg/l		Continuous	Meter
Nitrate (as N)	Sample Measurement				Mg/l	0	Weekly	24-hour FPC
PARM Code 00620 Mon Site No. EFA-01	1 Permit Measurement				12.0 (Max)	Mg/l	Weekly	16-hour FPC
CBOD 5	Sample Measurement				Mg/l	0	Weekly	24-hour FPC
PARM Code 80082 Mon.Site No. INF-01	G Permit Measurement			Report Monthly	Mg/l		Every 2 Weeks	16-hour FPC
TSS	Sample Measurement				Mg/l	0	Weekly	24-hour FPC
PARM Code 00530 Mon.Site No. INF-01	G Permit Measurement			Report Monthly	Mg/l		Every 2 Weeks	16-hour Fpc
	Sample Measurement							
	Permit Measurement							
	Sample Measurement							
	Permit measurement							
	Sample Measurement							
	Permit Measurement							

BK 9

- 1 Rolling Twelve Month Average is the average of the current month's average and the preceding eleven (11) month's averages. For Fecal Coliform, use the monthly geometric mean.
- 2 Annual Average Daily Flow.
- 3 FPC-Flow Proportioned Flow.
- 4 The 3MADF % Capacity is the 3MADF divided by plant capacity multiplied by 100, Reported as a percent.

DAILY SAMPLE RESULTS - PART B

Facility Name: Land o' Lakes Subregional Reuse Facility
Pasco County

Permit Number: FLA012731

DISCHARGE POINT NUMBER: R002

Month/Year 9/02

	Flow (MGD) To R002 Reject Pond	Flow Total Plant (MDG)	CBOD5 (mg/l)	TSS (mg/l)	pH (Max) S.U.	PH (Min) S.U.	Fecal Coliform Bacteria (#/100)	TRC (For Disinfect) (mg/l)	Nitrate (mg/l)	CBOD5 (mg/l)	TSS (mg/l)
Code	50050	50050	80082	00530	00400	00406	74055	50060	00620	80082	00530
Mon. Site	FLW-01	FLW-02	EFA-01	EFA-01	EFA-01	EFA-01	EFA-01	EFA-01	EFA-01	INF-01	INF-01
1	1.000	1.199		2	7.9	7.5		2.3			
2	0.990	1.327		2	7.9	7.4		2.5			
3											
4											
5											
6											
7											
8	0.410	1.329		2	7.9	7.3		2.1			
9											
10											
11											
12											
13											
14	0.170	1.326		2	7.8	7.5		1.6			
15	0.800	1.609		2	7.9	7.5		1.0			
16	0.300	1.414		2	7.9	7.6		1.7			
17											
18											
19											
20											
21											
22											
23											
24											
25											
26											
27											
28											
29	0.100	1.339		2	7.8	7.2		2.4			
30											
31											

PLANT STAFFING

Day Shift Operator Class A Certificate No 4420 Name T KIDDER
 Evening Shift Operator Class C Certificate No 9035 Name M CASE
 Night Shift Operator Class C Certificate No 6466 Name F VENGREN
 Lead Operator Class A Certificate No 4044 Name I HART

Type of Effluent Disposal or Reclaimed Water Reuse Slow & rapid land application-restricted-unrestricted
 Limited Wet Weather Discharge Activated Yes No Not Applicable If yes, cumulative days of wet weather _____

DEPARTMENT OF ENVIRONMENTAL PROTECTION DISCHARGE MONITORING REPORT - PART A

When Completed mail this report to: Department of Environmental Protection, Mail Station 3551, 2600 Blair Stone Road, Tallahassee, FL 32399-2400

PERMITTEE NAME: Pasco County Utilities Department
 MAILING ADDRESS: 7530 Little Road, Suite 205
 New Port Richey, FL 34654

PERMIT NUMBER: FLA012731
 LIMIT: Final
 CLASS SIZE: N/A
 DISCHARGE POINT NUMBER: R001
 PLANT SIZE/TREATMENT TYPE: II/B
 NO DISCHARGE FROM SITE: ()
 3MADF % Capacity: 31 %
 MONITORING PERIOD: From 8/1/02 _____

REPORT: Monthly
 GROUP: Domestic


FACILITY LOCATION: Land O'Lakes Subregional WWTF
 6003 Parkway Boulevard
 Land O'Lakes, FL 34639

To: 8/31/02 _____

COUNTY: PASCO

Parameter		Quantity or Loading		Units	Quality or Concentration		Units	No. Ex.	Frequency of Analysis	Sample Type
Flow (R001)	Sample Measurement	0.839		mgd				0	Calculation	Rolling 12 Month Avg
PARM Code 50050 Mon Site No. FLW-01	Permit Measurement	3.50 ¹ (12 MADF)		mgd					Calculation	Rolling 12 Month Avg. ¹
Flow (Plant Flow)	Sample Measurement	1.098	1.148	mgd				0	Continuous	Flow Meter & Totalizer
PARM Code 50050 Mon Site No. FLW-02	Permit Measurement	3.5 ¹ (3 MADF)	Report (Mo Avg)	mgd					Continuous	Flow Meter & Totalizer
CBOD5	Sample Measurement				9.0		Mg/l	0	Calculation	Rolling 12 Month Avg
PARM Code 80082 Mon Site No. EFA-01	Permit Measurement				20.0 ¹ (An.Avg.)		mg/L		Calculation	Rolling 12 Month Avg. ¹
CBOD5	Sample Measurement				8.8	13.0	Mg/l	0	Weekly	16-hour FPC
PARM Code 80082 Mon Site No. EFA-01	Permit Measurement				30.0 (Mo.Avg)	60.0 (Max.)	mg/L		Weekly	16-hour FPC ²
TSS	Sample Measurement					2.0	Mg/l	0	Daily, 7/week	Grab
PARM Code 00530 Mon Site No. EFB-01	Permit Measurement					5.0 (Max.)	mg/L		Daily, 7/week	Grab
PH	Sample Measurement				7.2	8.0	S.U.	0	Continuous	meter
PARM Code 00406 Mon. site No. EFA-01	Permit Measurement				6.0 (Min)	8.5 (Max)	S.U.		Continuous	Grab

I certify under penalty of law that I have personally examined and am familiar with the information submitted herein; and based on my inquiry of those individuals immediately responsible for obtaining the information, I believe the submitted information is true, accurate and complete. I am aware that there are significant penalties for submitting false information including the possibility of fine and imprisonment.

NAME/TITLE OF PRINCIPAL EXECUTIVE OFFICER OR AUTHORIZED AGENT	SIGNATURE OF PRINCIPAL EXECUTIVE OFFICER OR AUTHORIZED AGENT	TELEPHONE NO	DATE
Harold R. Bungard, Utilities Operations Supervisor		727-847-8145	09/12/02

COMMENT AND EXPLANATION OF ANY VIOLATIONS (Reference all attachments here):

DISCHARGE MONITORING REPORT – PART A (Continued)
 PERMIT NUMBER: FLA012731

Facility name: land O'Lakes Subregional Reuse Facility
 COUNTY: Pasco County, FL
 Month/Year: 8 / 02

DISCHARGE POINT NUMBER:R001

Parameter		Quantity or Loading	Units	Quality or Concentration	Units	No. Ex.	Frequency of Analysis	Sample Type
Fecal Coliform Bacteria	Sample Measurement			<1	#100ml	0	Daily 7 days/Week	Grab
PARM Code 74055 A Mon Site No EFA-01	Permit Measurement			25/100ml (max)	#/100ml		Daily 7 days/Week	Grab
Fecal Coliform Bacteria % less than detection	Sample Measurement			100	%	0	Daily 7 days/Week	Calculation
PARM Code 51005 A Mon Site No EFA-01	Permit Measurement			75 (Min)	%		Daily 7 days/Week	Calculation
TRC for disinfection	Sample Measurement			5.0	Mg/l	0	Continuous	Meter
PARM Code 50060 A Mon Site No EFB-01	Permit Measurement			1.0 (Min)	Mg/L		Continuous	Grab
Nitrate (as N)	Sample Measurement			3.32	Mg/l	0	Weekly	24-hour FPC
PARM Code 00620 1 Mon Site No EFA-01	Permit Measurement			12.0 (Max.)	Mg/L		Weekly	16-hour FPC
Turbidity	Sample Measurement			1.2	NTU	0	Continuous	Meter
PARM Code 82078 B Mon Site No INF-01	Permit Measurement			Report (Max)	NTU		Continuous	Meter
	Sample Measurement							
	Permit Measurement							
CBOD5	Sample Measurement			175	Mg/l	0	Weekly	24-hour FPC
PARM Code 80082 G Mon Site No INF-01	Permit Measurement			Report (Mo.Avg.)	mg/L		Every 2 Weeks	16-hour FPC ⁴
TSS	Sample Measurement			151	Mg/l	0	Weekly	24-hour FPC
PARM Code 00530 G Mon Site No INF-01	Permit Measurement			Report (Mo.Avg.)	Mg/l		Every 2 Weeks	16-hour FPC
	Sample Measurement							
	Sample Measurement							
	Permit Measurement							

- 1 Rolling Twelve Month Average is the average of the current month's average and the preceding eleven (11) month's averages. For Fecal Coliform, use the monthly geo. Mean
- 2 Annual Average Daily Flow
- 3 FPC-Flow Proportioned Composite.
- 4 The 3MADF % Capacity is the 3MADF divided by the plant capacity multiplied by 100, Reported as a percent.

DAILY SAMPLE RESULTS - PART B

Facility Name: Land O' Lakes Subregional Reuse Facility
 PASCO COUNTY
 Month/Year: 8 / 02

Permit Number: FLA012731

DISCHARGE POINT NUMBER: R001

Code	Flow (MGD) To R001 Public Access	Flow Total Plant (MGD)	CBOD5 (mg/L)	TSS (MGL)	PH (Max) S.U.	pH (Min) S.U.	Fecal Coliform Bacteria (#/100ml)	TRC (For Disinfect.) (mg/Min)	Nitrate (mg/l)	Turbidity (NTU) (Max)	CBOD5 (mg/l)	TSS (mg/l)
Mon. Site	FLW-01	FLW-02	EFA-01	EFB-01	EFA-01	EFA-01	EFA-01	EFA-01	EFA-01	EFB-01	INF-01	INF-01
1	1.093	1.093	13	1	7.9	7.6	<1	5.6	2.25	0.8	161	130
2	1.029	1.029		2	7.9	7.6	<1	5.5		0.6		
3	1.151	1.151		2	7.9	7.5	<1	6.5		0.8		
4	1.203	1.203		2	8.0	7.7	<1	6.5		1.0		
5	1.074	1.074		2	7.8	7.2	<1	6.0		0.5		
6	1.048	1.048		2	7.9	7.5	<1	5.2		0.6		
7	1.227	1.227		2	7.9	7.5	<1	5.2		0.8		
8	1.049	1.145	12	1	7.9	7.4	<1	5.5	3.32	0.5	157	74
9	1.001	1.055		2	7.8	7.6	<1	5.4		0.5		
10	1.138	1.192		2	8.0	7.5	<1	6.8		0.5		
11	1.034	1.201		2	7.9	7.4	<1	7.2		0.6		
12	1.053	1.069		2	7.9	7.4	<1	7.5		0.8		
13	1.057	1.097		2	7.9	7.5	<1	8.0		0.8		
14	1.212	1.250		2	7.9	7.6	<1	9.2		0.9		
15	1.043	1.083	9	1	7.9	7.2	<1	9.0	3.09	1.1	188	182
16	1.053	1.089		2	7.8	7.2	<1	8.5		1.2		
17	1.394	1.417		2	7.8	7.5	<1	8.2		0.8		
18	1.420	1.490		2	7.9	7.5	<1	6.3		0.9		
19	1.179	1.242		2	7.9	7.2	<1	6.6		0.7		
20	1.129	1.172		2	7.9	7.2	<1	5.2		0.8		
21	1.072	1.124		2	7.9	7.4	<1	5.5		0.9		
22	1.059	1.125	3	1	7.8	7.6	<1	6.3	1.49	0.7	179	176
23	0.987	1.046		2	7.9	7.6	<1	6.4		0.7		
24	1.076	1.139		2	7.9	7.2	<1	6.5		0.7		
25	1.189	1.236		2	7.9	7.2	<1	7.2		1.0		
26	1.071	1.129		2	7.8	7.6	<1	7.5		0.8		
27	1.092	1.133		2	7.8	7.2	<1	6.0		0.9		
28	1.067	1.126		2	7.8	7.2	<1	6.2		0.6		
29	1.100	1.114	7	1	7.9	7.2	<1	5.3	0.64	0.8	191	194
30	1.128	1.155		2	7.9	7.5	<1	5.0		0.8		
31	1.218	1.252		2	7.9	7.2	<1	6.0		1.0		

PLANT STAFFING

Day Shift Operator Class. A Certificate No 4420 Name T KIDDER
 Evening Shift Operator Class C Certificate No 9035 Name M.CASE
 Night Shift Operator Class C Certificate No 6466 Name F VENGREN
 Lead Operator Class A Certificate No 4044 Name L.HART

Type of Effluent Disposal or Reclaimed Water Reuse Slow&rapid land application-restricted&unrestricted
 Limited Wet Weather Discharge Activated: Yes No Not Applicable X If yes, cumulative days of wet weather discharge. _____

Attach additional sheets if necessary to list all certified operators.

FLA012731 Version 04.02

DEPARTMENT OF ENVIRONMENTAL PROTECTION DISCHARGE MONITORING REPORT - PART A

When Completed mail this report to: Department of Environmental Protection, Mail Station 3551, 2600 Blair Stone Road, Tallahassee, FL 32399-2400

PERMITTEE NAME: Pasco County Utilities Department
 MAILING ADDRESS: 7530 Little Road, Suite 205
 New Port Richey, FL 34654

PERMIT NUMBER: FLA012731

LIMIT: Final REPORT: Monthly

CLASS SIZE: Minor GROUP: Domestic

DISCHARGE POINT NUMBER: R002 (Reject Pond)
 PLANT SIZE/TREATMENT TYPE: IL/B
 NO DISCHARGE FROM SITE: ()

FACILITY LOCATION: Land O'Lakes Subregional
 6003 Parkway Boulevard
 Land O'Lakes, FL 34639

3 MADF % Capacity4 _____ %
 MONITORING PERIOD From: 8/1/02 _____

COUNTY: Pasco

To: 8/31/02 _____

Parameter		Quantity or Loading		Units	Quality or Concentration		Units	No. Ex.	Frequency of Analysis	Sample Type
Flow, to P/E pond	Sample Measurement	0.005		mgd				2	Calculation	Rolling 12 Mo. Avg. 1
PARM Code 50050 Mon Site No. FLW-01	Permit Measurement	3.50 ¹ (12 MADF)		mgd					Calculation	Rolling 12 Mo. Avg. 1
Flow, total plant	Sample Measurement	1.098	1.148	mgd					Continuous	Flow meter & Totalizer
PARM Code 50050	Permit Measurement	3.50 (3AADF) ²	Report (Mo Avg.)	mgd					Continuous	Flow meter & Totalizer
CBOD5	Sample Measurement						Mg/l	0	Calculation	Calculated Roll. 12 Mo. Avg
PARM Code 80082 Mon Site No. EFA-01	Permit Measurement				20.0 (12 Mo. Avg.)		mg/L		Calculation	Calculated Roll. 12 Mo. Avg
CBOD5	Sample Measurement						Mg/l	0	Weekly	24-hour FPC
PARM Code 80082 Mon Site No. EFA-01	Permit Measurement				30.0 (Mo Avg)	60.0 (Max)	mg/L		Weekly	16-hour FPC ⁴
TSS	Sample Measurement						Mg/l	0	Calculation	Calculated Roll. 12 Mo. Avg
PARM Code 00530 Mon Site No. EFA-01	Permit Measurement				20.0 (12 Mo. Avg.)		mg/L		Calculation	Calculated Roll. 12 Mo. Avg
TSS	Sample Measurement						Mg/l	0	Weekly	24-hour FPC
PARM Code 00530 Mon Site No. EFA-01	Permit Measurement				30.0 (Mo. Avg)	60.0 (Max)	Mg/l		Weekly	16-hour FPC
pH	Sample Measurement						S.U.	0	Continuous	Meter
PARM Code 00406 Mon Site No. EFA-01	Permit Measurement				6.0 (Min)	8.5 (Max.)	S.U.		Continuous	Grab

NAME/TITLE OF PRINCIPAL EXECUTIVE OFFICER OR AUTHORIZED	SIGNATURE OF PRINCIPAL EXECUTIVE OFFICER OR AUTHORIZED AGENT	TELEPHONE NO	DATE (YY/MM/DD)
Harold R. Bungard, Utilities Operations Supervisor	<i>Harold R. Bungard</i>	727-847-8145	09/12/02

I certify under penalty of law that I have personally examined and am familiar with the information submitted here; and based on my inquiry of those individuals responsible for

BK 9

obtaining the information I believe the information is true, accurate and complete. I am aware of penalties for false information including possible fines and imprisonment.
 COMMENT AND EXPLANATION OF VIOLATIONS (Reference all attachments here): LIGHTING STRIKE TO EFFLUENT SAMPLE PUMP.
 DISCHARGE MONITORING REPORT-PART A (Continued)

FACILITY NAME: Land O'Lakes Subregional Reuse Facility
 COUNTY: Pasco
 Month/Year: 8/02

PERMIT NO.: FLA12731

DISCHARGE POINT NO.: R002

WAFR SITE No.: R002

Parameter		Quantity or Loading	Units	Quality or Concentration	Units	No. Ex.	Frequency of Analysis	Sample Type
Fecal Coliform Bacteria	Sample Measurement				#100ml	0	Calculation	Calculated Roll. 12 Mo. Avg
PARM Code 74055 Y Mon Site No. EFA-01	Permit Measurement			200 (12 Mo. Avg.)	#/100mL		Calculation	Calculated Roll. 12 MO. Av.
Fecal Coliform Bacteria	Sample Measurement				#100ml	0	Daily 7 days/Week	Grab
PARM Code 74055 1 Mon Site No. EFA-01	Permit Measurement			Report (Mo. Geo. Mean)	#/100ml		Daily 7 days/Week	Grab
TRC for disinfection	Sample Measurement				Mg/l	0	Continuous	Meter
PARM Code 50060 A Mon Site No. EFA-01	Permit Measurement			0.5 (Min)	Mg/l		Continuous	Meter
Nitrate (as N)	Sample Measurement				Mg/l	0	Weekly	24-hour FPC
PARM Code 00620 1 Mon Site No. EFA-01	Permit Measurement				Mg/l		Weekly	16-hour FPC
CBOD 5	Sample Measurement				Mg/l	0	Weekly	24-hour FPC
PARM Code 80082 G Mon. Site No. INF-01	Permit Measurement			Report Monthly	Mg/l		Every 2 Weeks	16-hour FPC
TSS	Sample Measurement				Mg/l	0	Weekly	24-hour FPC
PARM Code 00530 G Mon. Site No. INF-01	Permit Measurement			Report Monthly	Mg/l		Every 2 Weeks	16-hour Fpc
	Sample Measurement							
	Permit Measurement							
	Sample Measurement							
	Permit measurement							
	Sample Measurement							
	Permit Measurement							

BK 9
(pg 59 of 96)

- 1 Rolling Twelve Month Average is the average of the current month's average and the preceding eleven (11) month's averages. For Fecal Coliform, use the monthly geometric mean.
- 2 Annual Average Daily Flow.
- 3 FPC-Flow Proportioned Flow.
- 4 The 3MADF % Capacity is the 3MADF divided by plant capacity multiplied by 100, Reported as a percent.

DAILY SAMPLE RESULTS - PART B

Facility Name: Land o' Lakes Subregional Reuse Facility
Pasco County

Permit Number: FLA012731

DISCHARGE POINT NUMBER: R002

Month/Year 8 / 02

	Flow (MGD) To R002 Reject Pond	Flow Total Plant (MDG)	CBOD5 (mg/l)	TSS (mg/l)	pH (Max) S.U.	PH (Min) S.U.	Fecal Coliform Bacteria (#/100)	TRC (For Disinfect) (mg/l)	Nitrate (mg/l)	CBOD5 (mg/l)	TSS (mg/l)
Code	50050	50050	80082	00530	00400	00406	74055	50060	00620	80082	00530
Mon. Site	FLW-01	FLW-02	EFA-01	EFA-01	EFA-01	EFA-01	EFA-01	EFA-01	EFA-01	INF-01	INF-01
1											
2											
3											
4											
5											
6											
7											
8											
9											
10											
11											
12											
13											
14											
15											
16											
17											
18	0.031	1.490									
19	0.031	1.242									
20											
21											
22											
23											
24											
25											
26											
27											
28											
29											
30											
31											

PLANT STAFFING

Day Shift Operator Class A Certificate No 4420 Name T KIDDER
 Evening Shift Operator Class C Certificate No 9035 Name M.CASE
 Night Shift Operator Class C Certificate No 6466 Name F VENGREN
 Lead Operator Class A Certificate No 4044 Name I HART

Type of Effluent Disposal or Reclaimed Water Reuse Slow&rapid land application-restricted-unrestricted
 Limited Wet Weather Discharge Activated: Yes No Not Applicable If yes, cumulative days of wet weather _____

DEPARTMENT OF ENVIRONMENTAL PROTECTION DISCHARGE MONITORING REPORT - PART A

When Completed mail this report to: Department of Environmental Protection, Mail Station 3551, 2600 Blair Stone Road, Tallahassee, FL 32399-2400

PERMITTEE NAME: Pasco County Utilities Department
 MAILING ADDRESS: 7530 Little Road, Suite 205
 New Port Richey, FL 34654

PERMIT NUMBER: FLA012731
 LIMIT: Final
 CLASS SIZE: N/A
 DISCHARGE POINT NUMBER: R001
 PLANT SIZE/TREATMENT TYPE: I/B
 NO DISCHARGE FROM SITE: ()
 3MADF % Capacity: 30 %
 MONITORING PERIOD: From 7/1/02

REPORT: Monthly
 GROUP: Domestic

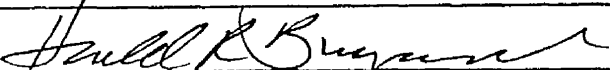
FACILITY LOCATION: Land O'Lakes Subregional WWTF
 6003 Parkway Boulevard
 Land O'Lakes, FL 34639

To: 7/31/02

COUNTY: PASCO

Parameter		Quantity or Loading		Units	Quality or Concentration			Units	No. Ex.	Frequency of Analysis	Sample Type
Flow (R001)	Sample Measurement	0.797		mgd					0	Calculation	Rolling 12 Month Avg
PARM Code 50050 Mon Site No FLW-01	Permit Measurement	3.50 ¹ (12 MADF)		mgd						Calculation	Rolling 12 Month Avg ¹
Flow (Plant Flow)	Sample Measurement	1.037	1.140	mgd					0	Continuous	Flow Meter & Totalizer
PARM Code 50050 Mon Site No FLW-02	Permit Measurement	3.5 ² (3 MADF)	Report (Mo. Avg.)	mgd						Continuous	Flow Meter & Totalizer
CBOD5	Sample Measurement					9.4		Mg/l	0	Calculation	Rolling 12 Month Avg
PARM Code 80082 Mon Site No EFA-01	Permit Measurement					20.0 ¹ (An Avg.)		mg/L		Calculation	Rolling 12 Month Avg ¹
CBOD5	Sample Measurement					6.75	17	Mg/l	0	Weekly	24-hour FPC
PARM Code 80082 Mon Site No EFA-01	Permit Measurement					30.0 (Mo. Avg.)	60.0 (Max.)	mg/L		Weekly	16-hour FPC ²
TSS	Sample Measurement						2.0	Mg/l	0	Daily, 7/week	Grab
PARM Code 00530 Mon Site No EFB-01	Permit Measurement						5.0 (Max.)	mg/L		Daily, 7/week	Grab
PH	Sample Measurement				7.0		8.0	S.U.	0	Continuous	meter
PARM Code 00406 Mon. site No EFA-01	Permit Measurement				6.0 (Min)		8.5 (Max)	S.U.		Continuous	Grab

I certify under penalty of law that I have personally examined and am familiar with the information submitted herein; and based on my inquiry of those individuals immediately responsible for obtaining the information, I believe the submitted information is true, accurate and complete. I am aware that there are significant penalties for submitting false information including the possibility of fine and imprisonment.

NAME/TITLE OF PRINCIPAL EXECUTIVE OFFICER OR AUTHORIZED AGENT	SIGNATURE OF PRINCIPAL EXECUTIVE OFFICER OR AUTHORIZED AGENT	TELEPHONE NO	DATE
Harold R. Bungard, Utilities Operations Supervisor		27-847-8145	08/16/02

COMPLIANT AND EXPLANATION OF ANY VIOLATIONS (Reference all attachments here):

DISCHARGE MONITORING REPORT – PART A (Continued)

Facility name: Land O'Lakes Subregional Reuse Facility
 COUNTY: Pasco County, FL
 Month/Year: 7/02

PERMIT NUMBER: FLA012731

DISCHARGE POINT NUMBER: R001

Parameter		Quantity or Loading	Units	Quality or Concentration	Units	No. Ex.	Frequency of Analysis	Sample Type
Fecal Coliform Bacteria	Sample Measurement			<1	#100ml	0	Daily 7 days/Week	Grab
PARM Code 74055 A Mon Site No. EFA-01	Permit Measurement			25/100ml (max)	#/100ml		Daily 7 days/Week	Grab
Fecal Coliform Bacteria % less than detection	Sample Measurement			100 %	%	0	Daily 7 days/Week	Calculation
PARM Code 51005 A Mon Site No. EFA-01	Permit Measurement			75 (Min)	%		Daily 7 days/Week	Calculation
TRC for disinfection	Sample Measurement			4.2	Mg/l	0	Continuous	Meter
PARM Code 50060 A Mon Site No. EFB-01	Permit Measurement			1.0 (Min)	Mg/L		Continuous	Grab
Nitrite (as N)	Sample Measurement			2.73	Mg/l	0	Weekly	24-hour FPC
PARM Code 00620 1 Mon Site No. ELA-01	Permit Measurement			12.0 (Max.)	Mg/L		Weekly	16-hour FPC
Turbidity	Sample Measurement			1.5	NTU	0	Continuous	Meter
PARM Code 82078 B Mon Site No. INF-01	Permit Measurement			Report (Max)	NTU		Continuous	Meter
	Sample Measurement							
	Permit Measurement							
CBCOD5	Sample Measurement			187	Mg/l	0	Weekly	24-hour FPC
PARM Code 80082 G Mon Site No. INF-01	Permit Measurement			Report (Mo.Avg.)	mg/L		Every 2 Weeks	16-hour FPC ⁴
ISS	Sample Measurement			229	Mg/l	0	Weekly	24-hour FPC
PARM Code 00530 G Mon Site No. INF-01	Permit Measurement			Report (Mo.Avg.)	Mg/l		Every 2 Weeks	16-hour FPC
	Sample Measurement							
	Sample Measurement							
	Permit Measurement							

1 Rolling Twelve Month Average is the average of the current month's average and the preceding eleven (11) month's averages. For Fecal Coliform, use the monthly geo. Mean

2 Annual Average Daily Flow.

3 FPC-Flow Proportioned Composite.

4 The 3MADF % Capacity is the 3MADF divided by the plant capacity multiplied by 100, Reported as a percent.

DAILY SAMPLE RESULTS - PART B

Facility Name: Land O' Lakes Subregional Reuse Facility
 PASCO COUNTY
 Month/Year: 7/02

Permit Number: FLA012731

DISCHARGE POINT NUMBER: R001

Code	Flow (MGD) To R001 Public Access	Flow Total Plant (MGD)	CBOD5 (mg/L)	TSS (MGL)	PH (Max) S.U.	pH (Min) S.U.	Fecal Coliform Bacteria (#/100ml)	TRC (For Disinfect) (mg/l)	Nitrate (mg/l)	Turbidity (NTU)	CBOD5 (mg/l)	TSS (mg/l)
Mon. Site	FLA-01	FLA-02	EFA-01	EFB-01	EFA-01	EFA-01	EFA-01	EFA-01	EFA-01	EFA-01	EFA-01	INF-01
1	1.137	1.137		2	7.9	7.2	<1	6.5		0.6		
2	1.137	1.137		2	7.9	7.0	<1	6.3		0.5		
3	1.057	1.057	2	1	7.9	7.3	<1	6.3	0.11	0.8	145	194
4	1.274	1.274		2	7.9	7.2	<1	5.2		0.6		
5	1.228	1.228		2	8.0	7.2	<1	5.3		0.7		
6	1.163	1.163		2	8.0	7.6	<1	5.5		0.8		
7	1.221	1.221		2	8.2	7.5	<1	4.2		0.8		
8	1.062	1.062		2	8.0	7.2	<1	6.0		0.6		
9	1.068	1.068		2	8.0	7.5	<1	6.3		0.5		
10	1.098	1.098		2	8.0	7.6	<1	6.9		0.5		
11	1.098	1.098	17	2	8.0	7.5	<1	7.2	1.35	0.9	183	244
12	1.115	1.115		2	7.9	7.5	<1	7.5		0.9		
13	1.457	1.457		2	7.9	7.4	<1	7.2		0.7		
14	1.370	1.370		1	8.0	7.5	<1	6.2		0.7		
15	1.123	1.123		1	8.0	7.2	<1	4.3		0.8		
16	1.153	1.153		1	8.0	7.5	<1	4.5		0.9		
17	1.020	1.020		2	8.0	7.4	<1	5.0		0.9		
18	1.016	1.016	3	1	8.0	7.4	<1	5.3	2.73	0.8	197	292
19	0.982	0.982		2	7.9	7.3	<1	5.8		0.8		
20	1.084	1.084		2	7.9	7.3	<1	8.0		0.6		
21	1.297	1.297		2	8.0	7.5	<1	6.5		0.6		
22	1.046	1.046		2	8.0	7.2	<1	7.5		0.6		
23	1.129	1.129		2	8.0	7.3	<1	7.8		0.8		
24	0.975	0.975		2	8.0	7.2	<1	8.5		0.8		
25	1.121	1.121	5	1	7.9	7.5	<1	7.2	2.25	1.0	223	184
26	1.213	1.213		2	7.9	7.5	<1	7.5		0.9		
27	1.186	1.186		2	7.9	7.2	<1	8.0		1.2		
28	1.279	1.279		2	7.9	7.5	<1	8.2		1.5		
29	1.072	1.072		2	8.0	7.6	<1	8.3		0.9		
30	1.119	1.119		1	8.0	7.5	<1	8.5		1.0		
31	1.050	1.050		2	7.9	7.3	<1	7.6		1.2		

PLANT STAFFING:

Day Shift Operator	Class: <u>A</u>	Certificate No. <u>4420</u>	Name: <u>T. KIDDER</u>
Evening Shift Operator	Class: <u>C</u>	Certificate No. <u>9035</u>	Name: <u>MCASE</u>
Night Shift Operator	Class: <u>C</u>	Certificate No. <u>6466</u>	Name: <u>F. VENGRFN</u>
Lead Operator	Class: <u>A</u>	Certificate No. <u>4044</u>	Name: <u>LHART</u>

Type of Effluent Disposal or Reclaimed Water Reuse: Slow & rapid land application-restricted & unrestricted
 Limited Wet Weather Discharge Activated: Yes: No: Not Applicable: X If yes, cumulative days of wet weather discharge: _____

Attach additional sheets if necessary to list all certified operators.

DEPARTMENT OF ENVIRONMENTAL PROTECTION DISCHARGE MONITORING REPORT - PART A

When Completed mail this report to: Department of Environmental Protection, Mail Station 3551, 2600 Blair Stone Road, Tallahassee, FL 32399-2400

PERMITTEE NAME: Pasco County Utilities Department
 MAILING ADDRESS: 7530 Little Road, Suite 205
 New Port Richey, FL 34654

PERMIT NUMBER: FLA012731

LIMIT: Final REPORT: Monthly

CLASS SIZE: Minor GROUP: Domestic
 DISCHARGE POINT NUMBER: R002 (Reject Pond)
 PLANT SIZE/TREATMENT TYPE: II/B
 NO DISCHARGE FROM SITE: (X)

FACILITY LOCATION: Land O'Lakes Subregional
 6003 Parkway Boulevard
 Land O'Lakes, FL 34639

3 MADF % Capacity4 MONITORING PERIOD: _____ %
 From: 7/1/02 To: 7/31/02

COUNTY: Pasco

Parameter		Quantity or Loading		Units	Quality or Concentration		Units	No. Ex.	Frequency of Analysis	Sample Type
Flow, to PE pond	Sample Measurement			mgd				0	Calculation	Rolling 12 Mo. Avg.1
PARM Code 50050 Mon Site No FLW-01	Permit Measurement	3.50 ¹	(12 MADF)	mgd					Calculation	Rolling 12 Mo. Avg.1
Flow, total plant	Sample Measurement			mgd				0	Continuous	Flow meter & Totalizer
PARM Code 50050	Permit Measurement	3.50	Report (Mo.Avg.) ²	mgd					Continuous	Flow meter & Totalizer
CBCOD5	Sample Measurement						Mg/l	0	Calculation	Calculated Roll.12Mo.Avg
PARM Code 80082 Mon Site No EFA-01	Permit Measurement				20.0		mg/L		Calculation	Calculated Roll.12Mo.Avg
					(12 Mo.Avg.)					
CBCOD5	Sample Measurement						Mg/l	0	Weekly	24-hour FPC
PARM Code 80082 Mon Site No EFA-01	Permit Measurement				30.0	60.0	mg/L		Weekly	16-hour FPC ²
					(Mo.Avg.)	(Max)				
TSS	Sample Measurement						Mg/l	0	Calculation	Calculated Roll.12Mo.Avg
PARM Code 00530 Mon Site No EFA-01	Permit Measurement				20.0		mg/L		Calculation	Calculated Roll.12Mo.Avg
					(12 Mo.Avg.)					
TSS	Sample Measurement						Mg/l	0	Weekly	24-hour FPC
PARM Code 00530 Mon Site No EFA-01	Permit Measurement				30.0	60.0	Mg/l		Weekly	16-hour FPC
					(Mo. Avg)	(Max)				
pH	Sample Measurement						S.U.	0	Continuous	Meter
PARM Code 00406 Mon Site No EFA-01	Permit Measurement				6.0	8.5	S.U.		Continuous	Grab
					(Min)	(Max.)				

BK 9 (pg 64 of 96)

NAME: TITLE OF PRINCIPAL EXECUTIVE OFFICER OR AUTHORIZED	SIGNATURE OF PRINCIPAL EXECUTIVE OFFICER OR AUTHORIZED AGENT	TELEPHONE NO	DATE (YY/MM/DD)
Harold R. Bungard, Utilities Operations Supervisor	<i>Harold Bungard</i>	727-847-8145	08/16/02

I certify under penalty of law that I have personally examined and am familiar with the information submitted here; and based on my inquiry of those individuals responsible for

obtaining the information I believe the information is true, accurate and complete. I am aware of penalties for false information including possible fines and imprisonment.

COMMENT AND EXPLANATION OF VIOLATIONS (Reference all attachments here):

DISCHARGE MONITORING REPORT-PART A (Continued)

FACILITY NAME: Land O'Lakes Subregional Reuse Facility
 COUNTY: Pasco

PERMIT NO.: FLA12731

DISCHARGE POINT NO.: R002

WAFR SITE No.: R002

Parameter		Quantity or Loading	Units	Quality or Concentration	Units	No. Ex.	Frequency of Analysis	Sample Type
Fecal Coliform Bacteria	Sample Measurement				#100ml	0	Calculation	Calculated Roll. 12Mo. Avg
PARM Code 74055 Y Mon. Site No. EFA-01	Permit Measurement			200 (12 Mo. Avg.)	#/100mL		Calculation	Calculated Roll. 12MO. Av.
Fecal Coliform Bacteria	Sample Measurement				#100ml	0	Daily 7days/Week	Grab
PARM Code 74055 1 Mon. Site No. EFA-01	Permit Measurement			Report (Mo. Geo. Mean)	#/100ml		Daily 7days/Week	Grab
TRC for disinfection	Sample Measurement				Mg/l	0	Continuous	Meter
PARM Code 50060 A Mon. Site No. EFA-01	Permit Measurement			0.5 (Min)	Mg/l		Continuous	Meter
Nitrate (as N)	Sample Measurement				Mg/l	0	Weekly	24-hour FPC
PARM Code 00620 1 Mon. Site No. EFA-01	Permit Measurement				Mg/l		Weekly	16-hour FPC
CHOD 5	Sample Measurement				Mg/l	0	Weekly	24-hour FPC
PARM Code 80082 G Mon. Site No. INF-01	Permit Measurement			Report Monthly	Mg/l		Every 2 Weeks	16-hour FPC
TSS	Sample Measurement				Mg/l	0	Weekly	24-hour FPC
PARM Code 00530 G Mon. Site No. INF-01	Permit Measurement			Report Monthly	Mg/l		Every 2 Weeks	16-hour Fpc
	Sample Measurement							
	Permit Measurement							
	Sample Measurement							
	Permit measurement							
	Sample Measurement							
	Permit Measurement							

Month/Year: 7/02

- 1 Rolling Twelve Month Average is the average of the current month's average and the preceding eleven (11) month's averages. For Fecal Coliform, use the monthly geometric mean.
- 2 Annual Average Daily Flow.
- 3 FPC-Flow Proportioned Flow.
- 4 The 3MADF % Capacity is the 3MADF divided by plant capacity multiplied by 100, Reported as a percent.

BK 9
10055 of 96

DAILY SAMPLE RESULTS - PART B

Facility Name: Land o' Lakes Subregional Reuse Facility
Pasco County
Month/Year: 7 / 02

Permit Number: FLA012731

DISCHARGE POINT NUMBER: R002

	Flow (MGD) To R002 Reject Pond	Flow Total Plant (MDG)	CBOD5 (mg/l)	TSS (mg/l)	pH (Max) S.U.	PH (Min) S.U.	Fecal Coliform Bacteria (#/100)	TRC (For Disinfect) (mg/l)	Nitrate (mg/l)	CBOD5 (mg/l)	TSS (mg/l)
Code	50050	50050	80082	00530	00400	00406	74055	50060	00620	80082	00530
Mon. Site	FLW-01	FLW-02	EFA-01	EFA-01	EFA-01	EFA-01	EFA-01	EFA-01	EFA-01	INF-01	INF-01
1											
2											
3											
4											
5											
6											
7											
8											
9											
10											
11											
12											
13											
14											
15											
16											
17											
18											
19											
20											
21											
22											
23											
24											
25											
26											
27											
28											
29											
30											
31											

PLANT STAFFING

Day Shift Operator Class: A Certificate No: 4420 Name: T KIDDER
 Evening Shift Operator Class: C Certificate No: 9035 Name: M CASE
 Night Shift Operator Class: C Certificate No: 6466 Name: F VENGREN
 Lead Operator Class: A Certificate No: 4044 Name: L HART

Type of Effluent Disposal or Reclaimed Water Reuse: Slow & rapid land application-restricted-unrestricted
 Limited Wet Weather Discharge Activated. Yes No: Not Applicable If yes, cumulative days of wet weather _____

DEPARTMENT OF ENVIRONMENTAL PROTECTION DISCHARGE MONITORING REPORT - PART A

When Completed mail this report to: Department of Environmental Protection, Mail Station 3551, 2600 Blair Stone Road, Tallahassee, FL 32399-2400

SUBMITTER NAME BILLING ADDRESS	Pasco County Utilities Department 7530 Little Road, Suite 205 New Port Richey, FL 34654	PERMIT NUMBER: LIMIT: CLASS SIZE: DISCHARGE POINT NUMBER: PLANT SIZE/TREATMENT TYPE NO DISCHARGE FROM SITE: 3MADF % Capacity ⁴ MONITORING PERIOD	FLA012731 Final N/A R001 II/III () 28 % From 6/1/02	REPORT: GROUP:	Monthly Domestic
-----------------------------------	---	--	---	-------------------	---------------------

COUNTY: PASCO

Parameter	Sample Measurement / Permit Measurement	Quantity or Loading		Units	Quality or Concentration		Units	No. Ex.	Frequency of Analysis	Sample Type
Flow (R001)	Sample Measurement	0.758		mgd				0	Calculation	Rolling 12 Month Avg.
Permit Code 50050 Y on Site No FLW-01	Permit Measurement	3.50 ¹ (12 MADF)		mgd					Calculation	Rolling 12 Month Avg. ¹
Flow (Plant Flow)	Sample Measurement	0.986	1.005	mgd				0	Continuous	Flow Meter & Totalizer
Permit Code 50050 1 on Site No FLW-02	Permit Measurement	3.5 ¹ (3 MADF)	Report (Mo Avg.)	mgd					Continuous	Flow Meter & Totalizer
BOD5	Sample Measurement				9.6		Mg/l	0	Calculation	Rolling 12 Month Avg.
Permit Code 80082 Y on Site No EFA-01	Permit Measurement				20.0 ¹ (An. Avg.)		mg/L		Calculation	Rolling 12 Month Avg. ¹
BOD5	Sample Measurement				9.8	16.0	Mg/l	0	Weekly	16-hour FPC
Permit Code 80082 1 on Site No EFA-01	Permit Measurement				30.0 (Mo Avg.)	60.0 (Max.)	mg/L		Weekly	16-hour FPC ²
SS	Sample Measurement					2.0	Mg/l	0	Daily, 7/wcek	Grab
Permit Code 00530 1 on Site No EFB-01	Permit Measurement					5.0 (Max.)	mg/L		Daily, 7/wcek	Grab
Flow	Sample Measurement				7.2	8.0	S.U.	0	Continuous	meter
Permit Code 00406 A on site No EFA-01	Permit Measurement				6.0 (Min)	8.5 (Max)	S.U.		Continuous	Grab

I certify under penalty of law that I have personally examined and am familiar with the information submitted herein; and based on my inquiry of those individuals immediately responsible for obtaining the information, I believe the submitted information is true, accurate and complete. I am aware that there are significant penalties for submitting false information including the possibility of fine and imprisonment.

NAME/TITLE OF PRINCIPAL EXECUTIVE OFFICER OR AUTHORIZED AGENT	SIGNATURE OF PRINCIPAL EXECUTIVE OFFICER OR AUTHORIZED AGENT	TELEPHONE NO	DATE
Arnold R. Bungard, Utilities Operations Supervisor	<i>Arnold R. Bungard</i> For HRB	727-847-8145	07/18/02

COMMENT AND EXPLANATION OF ANY VIOLATIONS (Reference all attachments here):

** Corrected copy submitted for Real Nitrate value.*

DISCHARGE MONITORING REPORT - PART A (Continued)

PERMIT NUMBER: FLA012731

DISCHARGE POINT NUMBER: R001

Facility name: Land O'Lakes Subregional Reuse Facility

COUNTY: Pasco County, FL

Month/Year: 6 / 02

Parameter		Quantity or Loading	Units	Quality or Concentration	Units	No. Ex.	Frequency of Analysis	Sample Type
Fecal Coliform Bacteria	Sample Measurement			<1	#100ml	0	Daily 7 days/Week	Grab
PARM Code 74055 A Mon Site No. EFA-01	Permit Measurement			25/100ml (max)	#/100ml		Daily 7 days/Week	Grab
Fecal Coliform Bacteria % less than detection	Sample Measurement		100		%	0	Daily 7 days/Week	Calculation
PARM Code 51005 A Mon Site No. EFA-01	Permit Measurement		75 (Min)		%		Daily 7 days/Week	Calculation
TRC for disinfection	Sample Measurement		4.5		Mg/l	0	Continuous	Meter
PARM Code 50060 A Mon Site No. EFB-01	Permit Measurement		1.0 (Min)		Mg/L		Continuous	Grab
Nitrate (as N)	Sample Measurement			1.68 1.90	Mg/l	0	Weekly	24-hour FPC
PARM Code 00620 I Mon Site No. EFA-01	Permit Measurement			12.0 (Max.)	Mg/L		Weekly	16-hour FPC
Turbidity	Sample Measurement			0.9	NTU	0	Continuous	Meter
PARM Code 82078 B Mon Site No. INF-01	Permit Measurement			Report (Max)	NTU		Continuous	Meter
	Sample Measurement							
	Permit Measurement							
CBOD5	Sample Measurement		201		Mg/l	0	Weekly	24-hour FPC
PARM Code 80082 G Mon Site No. INF-01	Permit Measurement		Report (Mo. Avg.)		mg/L		Every 2 Weeks	16-hour FPC ²
TSS	Sample Measurement		215		Mg/l	0	Weekly	24-hour FPC
PARM Code 00530 G Mon Site No. INF-01	Permit Measurement		Report (Mo. Avg.)		Mg/l		Every 2 Weeks	16-hour FPC
	Sample Measurement							
	Sample Measurement							
	Permit Measurement							

- 1 Rolling Twelve Month Average is the average of the current month's average and the preceding eleven (11) month's averages. For Fecal Coliform, use the monthly geo. Mean
- 2 Annual Average Daily Flow.
- 3 FPC-Flow Proportioned Composite.
- 4 The 3MADF % Capacity is the 3MADF divided by the plant capacity multiplied by 100, Reported as a percent.

DAILY SAMPLE RESULTS - PART B

Facility Name: Land O' Lakes Subregional Reuse Facility
 Pasco County
 Month/Year: 06/02

Permit Number: FLA012731

DISCHARGE POINT NUMBER: R001

Code	Flow (MGD) To R001 Public Access	Flow Total Plant (MGD)	CBOD5 (mg/L)	TSS (MGL)	PH (Max) S.U.	pH (Min) S.U.	Fecal Coliform Bacteria (#/100ml)	TRC (For Disinfect.) (mg/l)	Nitrate (mg/l)	Turbidity (NTU)	CBOD5 (mg/l)	TSS (mg/l)
Mon. Site	FLA-01	FLA-02	EFA-01	EFB-01	EFA-01	EFA-01	EFA-01	EFA-01	EFA-01	EFB-01	INF-01	INF-01
1	1.010	1.010			8.0	7.2	<1	5.0		0.5		
2	1.055	1.055			7.9	7.5	<1	6.2		0.5		
3	0.901	0.901			7.9	7.5	<1	6.0		0.5		
4	0.889	0.889			7.9	7.6	<1	4.5		0.5		
5	0.899	0.899			7.9	7.3	<1	7.6		0.6		
6	0.680	0.680	11	1	7.8	7.3	<1	7.5	1.03	0.8	331	282
7	0.857	0.857			7.9	7.5	<1	7.2		0.5		
8	0.979	0.979			7.9	7.4	<1	7.0		0.6		
9	1.025	1.025			7.9	7.4	<1	6.5		0.6		
10	0.909	0.909			7.9	7.5	<1	6.5		0.6		
11	0.877	0.877			8.0	7.2	<1	6.2		0.9		
12	0.880	0.880			8.0	7.2	<1	6.3		0.5		
13	0.906	0.906	4	2	8.0	7.5	<1	6.3	1.02	0.5	194	226
14	0.955	0.955			7.9	7.6	<1	6.4		0.8		
15	1.010	1.010			7.9	7.5	<1	7.2		0.5		
16	1.083	1.083			7.8	7.5	<1	7.5		0.6		
17	1.124	1.124			7.9	7.5	<1	7.5		0.6		
18	1.099	1.099			7.9	7.5	<1	7.5		0.6		
19	0.987	0.987			7.9	7.5	<1	7.4		0.6		
20	0.953	0.953	8	1	7.9	7.5	<1	7.4	1.68	0.7	135	202
21	0.948	0.948			8.0	7.6	<1	7.4		0.7		
22	0.989	0.989			8.0	7.2	<1	7.5		0.6		
23	1.036	1.036			7.9	7.2	<1	7.6		0.8		
24	1.160	1.160			7.9	7.5	<1	7.2		0.8		
25	1.172	1.172			7.8	7.5	<1	7.3		0.5		
26	0.981	0.981			7.8	7.5	<1	7.3		0.6		
27	1.149	1.149	16	1	7.9	7.5	<1	7.2	1.90	0.6	144	148
28	1.017	1.017			7.9	7.5	<1	5.0		0.6		
29	1.227	1.227			8.0	7.5	<1	5.0		0.5		
30	1.383	1.383			8.0	7.5	<1	5.6		0.5		
31												

53

PLANT STAFFING.

Day Shift Operator Class: A Certificate No: 4420 Name: T. KIDDER
 Evening Shift Operator Class: C Certificate No: 9035 Name: M. CASE
 Night Shift Operator Class: C Certificate No: 6466 Name: F. VENGREN
 Lead Operator Class: A Certificate No: 4044 Name: I. HART

Type of Effluent Disposal or Reclaimed Water Reuse: Slow & Rapid Land Application - Restricted & Unrestricted
 Limited Wet Weather Discharge Activated. Yes: No: Not Applicable. X If yes, cumulative days of wet weather discharge _____

PERMITTEE NAME: Pasco County Utilities Department
 MAILING ADDRESS: 7530 Little Road, Suite 205
 New Port Richey, FL 34654

PERMIT NUMBER: FLA012731

LIMIT: Final REPORT: Monthly

CLASS SIZE: Minor GROUP: Domestic
 DISCHARGE POINT NUMBER: R002 (Reject Pond)
 PLANT SIZE/TREATMENT TYPE: II/B
 NO DISCHARGE FROM SITE: (X)

FACILITY LOCATION: Land O'Lakes Subregional
 6003 Parkway Boulevard
 Land O'Lakes, FL 34639


3 MADF % Capacity4 MONITORING PERIOD From: 6/1/02 %

COUNTY: Pasco

To: 6/30/02

Parameter		Quantity or Loading	Units	Quality or Concentration	Units	No. Ex.	Frequency of Analysis	Sample Type
Flow, to P/E pond	Sample Measurement							
PARM Code 50050 Mon Site No FLW-01	Permit Measurement	3.50 ¹ (12 MADF)	mgd				Calculation	Rolling 12 Mo. Avg.1
Flow, total plant	Sample Measurement							
PARM Code 50050	Permit Measurement	3.50 (3AADF)2	mgd	Report (Mo.Avg.)			Continuous	Flow meter & Totalizer
CBOD5	Sample Measurement							
PARM Code 80082 Mon Site No EFA-01	Permit Measurement			20.0 (12 Mo Avg.)	mg/L		Calculation	Calculated Roll.12Mo.Avg
CBOD5	Sample Measurement							
PARM Code 80082 Mon Site No EFA-01	Permit Measurement			30.0 (Mo.Avg.)	mg/L		Weekly	16-hour FPC ²
TSS	Sample Measurement							
PARM Code 00530 Mon Site No EFA-01	Permit Measurement			20.0 (12 Mo.Avg.)	mg/L		Calculation	Calculated Roll.12Mo.Avg
TSS	Sample Measurement							
PARM Code 00530 Mon Site No EFA-01	Permit Measurement			30.0 (Mo. Avg)	Mg/l		Weekly	16-hour FPC
pH	Sample Measurement							
PARM Code 00406 Mon Site No EFA-01	Permit Measurement			6.0 (Min)	S.U.		Continuous	Grab

I certify under penalty of law that I have personally examined and am familiar with the information submitted here; and based on my inquiry of those individuals responsible for obtaining the information I believe the information is true, accurate and complete. I am aware of penalties for false information including possible fines and imprisonment.

NAME/TITLE OF PRINCIPAL EXECUTIVE OFFICER OR AUTHORIZED	SIGNATURE OF PRINCIPAL EXECUTIVE OFFICER OR AUTHORIZED AGENT	TELEPHONE NO	DATE (YY/MM/DD)
Harold R. Bungard, Utilities Operations Supervisor		727-847-8145	07/18/02

COMMENT AND EXPLANATION OF VIOLATIONS (Reference all attachments here):

Parameter		Quantity or Loading	Units	Quality or Concentration	Units	No. Ex.	Frequency of Analysis	Sample Type
Fecal Coliform Bacteria	Sample Measurement							
PARM Code 74055 Y Mon Site No. EFA-01	Permit Measurement			200 (12 Mo.Avg.)	#/100mL		Calculation	Calculated Roll.12MO.Av.
Fecal Coliform Bacteria	Sample Measurement							
PARM Code 74055 1 Mon Site No. EFA-01	Permit Measurement			Report (Mo.Geo.Mean)	800 (Max)	#/100ml	Daily 7days/Week	Grab
IRC for disinfection	Sample Measurement							
PARM Code 50060 A Mon Site No. EFA-01	Permit Measurement			0.5 (Min)	Mg/l		Continuous	Meter
Nitrate (as N)	Sample Measurement							
PARM Code 00620 1 Mon Site No. EFA-01	Permit Measurement				12.0 (Max)	Mg/l	Weekly	16-hour FPC
CBOD 5	Sample Measurement							
PARM Code 80082 G Mon Site No. INF-01	Permit Measurement			Report Monthly	Mg/l		Every 2 Weeks	16-hour FPC
TSS	Sample Measurement							
PARM Code 00530 G Mon Site No. INF-01	Permit Measurement			Report Monthly	Mg/l		Every 2 Weeks	16-hour Fpc
	Sample Measurement							
	Permit Measurement							
	Sample Measurement							
	Permit measurement							
	Sample Measurement							
	Permit Measurement							

- 1 Rolling Twelve Month Average is the average of the current month's average and the preceding eleven (11) month's averages. For Fecal Coliform, use the monthly geometric mean.
- 2 Annual Average Daily Flow.
- 3 FPC-Flow Proportioned Flow.
- 4 The 3MADF % Capacity is the 3MADF divided by plant capacity multiplied by 100, Reported as a percent.

DAILY SAMPLE RESULTS - PART B

Facility Name: Land o' Lakes Subregional Reuse Facility
Pasco County

Permit Number: FLA012731

DISCHARGE POINT NUMBER: R002

Month/Year: 6 / 02

	Flow (MGD) To R002 Reject Pond	Flow Total Plant (MDG)	CBOD5 (mg/l)	TSS (mg/l)	pH (Max) S.U.	PH (Min) S.U.	Fecal Coliform Bacteria (#/100)	TRC (For Disinfect) (mg/l)	Nitrate (mg/l)	CBOD5 (mg/l)	TSS (mg/l)
Code	50050	50050	80082	00530	00400	00406	74055	50060	00620	80082	00530
Mon. Site	FLW-01	FLW-02	EFA-01	EFA-01	EFA-01	EFA-01	EFA-01	EFA-01	EFA-01	INF-01	INF-01
1											
2											
3											
4											
5											
6											
7											
8											
9											
10											
11											
12											
13											
14											
15											
16											
17											
18											
19											
20											
21											
22											
23											
24											
25											
26											
27											
28											
29											
30											
31											

PLANT STAFFING

Day Shift Operator Class: A Certificate No: 4420 Name: T KIDDER
 Evening Shift Operator Class: C Certificate No: 9035 Name: M.CASE
 Night Shift Operator Class: C Certificate No: 6466 Name: F.VENGREN
 Lead Operator Class: A Certificate No: 4044 Name: L.HART

Type of Effluent Disposal or Reclaimed Water Reuse: Slow & rapid land application-restricted-unrestricted
 Limited Wet Weather Discharge Activated: Yes No Not Applicable: If yes, cumulative days of wet weather: _____

340

DEPARTMENT OF ENVIRONMENTAL PROTECTION DISCHARGE MONITORING REPORT - PART A

When Completed mail this report to: Department of Environmental Protection, Mail Station 3551, 2600 Blair Stone Road, Tallahassee, FL 32399-2400

PERMITTEE NAME: Douglas S Bramlett, Assist. County Administrator
 MAILING ADDRESS: Pasco County Utilities Department
 7530 Little Road, Suite 205
 New Port Richey, FL 34654

PERMIT NUMBER: FLA012731
 MONITORING PERIOD From: 4/1/02 To: 5/1/02
 THREE MONTH ROLLING ADF: 28 % OF PERMITTED CAPACITY
 LIMIT: Final
 CLASS SIZE: N/A
 FACILITY ID: FLA012731
 GMS ID NO.:
 DISCHARGE POINT NUMBER: R001
 PLANT SIZE/TREATMENT TYPE: IB

Monthly
 Domestic

FACILITY LOCATION: Land O'Lakes Subregional WWTF
 6003 Parkway Boulevard
 Land O'Lakes, FL 34639

COUNTY: PASCO

No discharge to R001

Parameter		Quantity or Loading		Units	Quality or Concentration		Units	No. Ex.	Frequency of Analysis	Sample Type
Flow (R001)	Sample Measurement	0.713		mgd				0	Calculation	Rolling 12 Month Avg
PARM Code 50050 Y Mon Site No. FLW-01	Permit Measurement	3.50 ¹ (12 MADF)		mgd					Calculation	Rolling 12 Month Avg. ¹
Flow (Plant Flow)	Sample Measurement	0.966	0.990	mgd				0	Continuous	Flow Meter & Totalizer
PARM Code 50050 1 Mon Site No. FLW-02	Permit Measurement	3.5 ² (3 MADF)	Report (Mo. Avg.)	mgd					Continuous	Flow Meter & Totalizer
CBOD5	Sample Measurement				8.6		Mg/l	0	Calculation	Rolling 12 Month Avg
PARM Code 80082 Y Mon Site No. EFA-01	Permit Measurement				20.0 ¹ (An. Avg.)		mg/L		Calculation	Rolling 12 Month Avg. ¹
CBOD5	Sample Measurement				6	9	Mg/l	0	Weekly	16-hour FPC
PARM Code 80082 1 Mon Site No. EFA-01	Permit Measurement				30.0 (Mo. Avg.)	60.0 (Max.)	mg/L		Weekly	16-hour FPC ²
TSS	Sample Measurement					2.0	Mg/l	0	Daily, 7/week	Grab
PARM Code 00530 1 Mon Site No. EFB-01	Permit Measurement					5.0 (Max.)	mg/L		Daily, 7/week	Grab
Fecal Coliform Bacteria	Sample Measurement				<1	<1	#/100ml	0	Daily, 7/week	Grab
PARM Code 74055 A Mon Site No. EFA-01	Permit Measurement				(75 th %)	25 (Max.)	#/100mL		Daily, 7/week	Grab

1 Rolling Annual Average is the average of the current monthly average and the preceding 11 month's monthly average.

2 FPC = flow proportioned composites

3 Rolling three Month Average is the average of the current month's average and the preceding two(2) month's averages

I certify under penalty of law that I have personally examined and am familiar with the information submitted herein; and based on my inquiry of those individuals immediately responsible for obtaining the information, I believe the submitted information is true, accurate and complete. I am aware that there are significant penalties for submitting false information including the possibility of fine and imprisonment.

NAME/TITLE OF PRINCIPAL EXECUTIVE OFFICER OR AUTHORIZED AGENT	SIGNATURE OF PRINCIPAL EXECUTIVE OFFICER OR AUTHORIZED AGENT	TELEPHONE NO	DATE (YY/MM/DD)
Harold R. Bungard, Utilities Operations Supervisor	<i>Harold R. Bungard</i>	727-847-8145	5/16/02

COMMENT AND EXPLANATION OF ANY VIOLATIONS (Reference all attachments here):

DISCHARGE MONITORING REPORT - PART A (Continued)


FACILITY NAME: Land O'Lakes Subregional Reuse Facility
 MONTH/YEAR 4/02

PERMIT NO.: FLA12731

DISCHARGE POINT NO.: R001

Parameter		Quantity or Loading		Units	Quality or Concentration		Units	No. Ex.	Frequency of Analysis	Sample Type
PH PARM Code 00400 1 Mon Site No EFA-01	Sample Measurement				7.2	8.1	S.U.	0	Continuous	Meter
	Permit Measurement				6.0 (Min.)	8.5 (Max.)	S.U.	.	Continuous	meter/grab
TRC for disinfection PARM Code 50060 A Mon Site No EFA-01	Sample Measurement				6.3		Mg/l	0	Continuous	meter
	Permit Measurement				1.0 (Min.)		mg/L		Continuous	meter
Turbidity PARM Code 82078 1 Mon Site No EFB-01	Sample Measurement				0.8		NTU	0	Continuous	meter
	Permit Measurement				Report (Max.)		NTU		Continuous	meter
Nitrate (as N) PARM Code 00620 1 Mon Site No EFA-01	Sample Measurement					4.94	Mg/l	0	Weekly	24-hour FPC
	Permit Measurement					12.0 (Max.)	mg/L		Weekly	16-hour FPC ²
CBOD5 PARM Code 80082 G Mon Site No INF-01	Sample Measurement				192		Mg/l	0	Weekly	24-hour FPC
	Permit Measurement				Report (Mo Avg.)		mg/L		Every 2 Weeks	16-hour FPC ²
TSS PARM Code 00530 G Mon Site No INF-01	Sample Measurement				211		Mg/l	0	Weekly	24-hour FPC
	Permit Measurement				Report (Mo Avg.)		mg/L		Every 2 Weeks	16-hour FPC ²

I certify under penalty of law that I have personally examined and am familiar with the information submitted herein; and based on my inquiry of those individuals immediately responsible for obtaining the information, I believe the submitted information is true, accurate and complete. I am aware that there are significant penalties for submitting false information including the possibility of fine and imprisonment.

NAME/TITLE OF PRINCIPAL EXECUTIVE OFFICER OR AUTHORIZED AGENT	SIGNATURE OF PRINCIPAL EXECUTIVE OFFICER OR AUTHORIZED AGENT	TELEPHONE NO	DATE (YY/MM/DD)
Harold R. Bungard, Utilities Operations Supervisor		727-847-8145	5/16/02

COMMENT AND EXPLANATION OF ANY VIOLATIONS (Reference all attachments here):
 DFP Form 62-620 910(10), effective November 29, 1994

DAILY SAMPLE RESULTS - PART B

PermitNumber: **FLA012731**
 Month/year **4/02** **R001**

Three-month Average Daily Flow: **0.966**
 (TMADF/Permitted Capacity)x100: **28%**

Land O'Lakes Subregional WWTF

	Flow (MGD)	CBOD5 (mg/L)	CBOD5 (mg/L)	TSS (mg/L)	TSS (mg/L)	pH (Max)	pH (Min)	Fecal Coliform Bacteria (#/100ml)	TRC (For Disinfect.) (mg/L)	Nitrogen, Nitrate, Total (as N) (mg/L)	Turbidity (NTU)	TSS Mg/l
Param	50050	80082	80082	00530	00530	00400	00400	74055	50060	00620	82078	82078
Mon. Site	EFA-01	EFA-01	INF-01	EFA-01	INF-01	EFA-01	EFA-01	EFA-01	EFA-01	EFA-01	EFB-01	EFB-01
1	0.976					7.9	7.2	<1	7.7			2
2	0.933					8.0	7.5	<1	7.5			1
3	0.986					7.8	7.5	<1	6.5			1
4	0.949	4	223	1	210	7.9	7.5	<1	7.2	3.12		1
5	0.911					7.9	7.6	<1	7.5			1
6	1.021					7.9	7.7	<1	7.5			2
7	1.067					7.8	7.2	<1	7.7			2
8	0.920					8.0	7.5	<1	6.6			1
9	0.950					7.9	7.4	<1	6.3			1
10	0.934					7.9	7.2	<1	7.2			2
11	0.944	8	155	1	280	7.9	7.2	<1	7.7	4.45		1
12	1.150					7.8	7.2	<1	7.8			1
13	1.006					8.0	7.5	<1	8.2			1
14	1.265					7.9	7.3	<1	8.0			1
15	0.995					7.9	7.2	<1	7.5			1
16	0.994					7.9	7.2	<1	7.7			1
17	0.955					7.9	7.3	<1	7.5			2
18	0.992	9	190	1	216	8.0	7.2	<1	7.7	4.94		1
19	0.968					7.9	7.7	<1	6.5			2
20	0.954					8.0	7.7	<1	7.4			2
21	1.103					8.0	7.6	<1	7.5			2
22	0.953					7.9	7.5	<1	6.5			1
23	0.943					7.9	7.5	<1	6.5			2
24	0.919					7.9	7.4	<1	3.0			2
25	0.948	3	201	1	136	8.1	7.7	<1	8.0	1.35		2
26	0.920					8.0	7.7	<1	9.2			1
27	0.980					8.0	7.8	<1	9.2			1
28	1.140					7.9	7.5	<1	9.5			1
29	0.968					7.9	7.5	<1	8.8			2
30	0.968					8.0	7.6	<1	7.5			1
31												

PLANT STAFFING

Day Shift Operator	Class: <u>A</u>	Certificate No: <u>4420</u>	Name: <u>T KIDDER</u>
Evening Shift Operator	Class: <u>C</u>	Certificate No: <u>9035</u>	Name: <u>M CASE</u>
Night Shift Operator	Class: <u>C</u>	Certificate No: <u>6466</u>	Name: <u>F VENGREN</u>
Lead Operator	Class: <u>A</u>	Certificate No: <u>4044</u>	Name: <u>L HART</u>

Type of Effluent Disposal or Reclaimed Water Reuse: Slow&rapid land application-restricted&unrestricted
 Limited Wet Weather Discharge Activated Yes No. Not Applicable: X If yes, cumulative days of wet weather discharge: _____

*Attach additional sheets if necessary to list all certified operators.
 DEP Form 62-620 910(10), effective November 29, 1994

DEPARTMENT OF ENVIRONMENTAL PROTECTION DISCHARGE MONITORING REPORT - PART A

When Completed mail this report to: Department of Environmental Protection, Mail Station 3551, 2600 Blair Stone Road, Tallahassee, FL 32399-2400

PERMITTEE NAME: Douglas S. Bramlett, Assist. County Administrator
 MAILING ADDRESS: Pasco County Utilities Department
 7530 Little Road, Suite 205
 New Port Richey, FL 34654
 FACILITY LOCATION: Land O'Lakes Subregional WWTF
 6003 Parkway Boulevard
 Land O'Lakes, FL 34639
 COUNTY: Pasco

PERMIT NUMBER: FLA012731
 MONITORING PERIOD From: 4/1/02 To: 5/1/02
 THREE MONTH ROLLING ADF LIMIT: _____ % OF PERMITTED CAPACITY
 CLASS SIZE: Final
 FACILITY ID: N/A REPORT: Monthly
 GMS ID NO.: FLA012731 GROUP: Domestic
 DISCHARGE POINT NUMBER: R002
 PLANT SIZE/TREATMENT TYPE: IB
 No discharge to R002 X

Parameter		Quantity or Loading	Units	Quality or Concentration	Units	No. Ex.	Frequency of Analysis	Sample Type
Flow	Sample Measurement							
PARM Code 50050 Y Mon Site No. FLW-01	Permit Measurement	3.50 ¹ (12 MADF)	mgd				Daily 5 days/week	Calculation Rolling 12 Month Avg. ¹
CBOD5	Sample Measurement							
PARM Code 80082 Y Mon Site No. EFA-01	Permit Measurement			20.0 ¹ (An.Avg.)	mg/L		Calculation	Rolling 12 Month Avg. ¹
CBOD5	Sample Measurement							
PARM Code 80082 1 Mon Site No. EFA-01	Permit Measurement			30.0 (Mo.Avg.)	60.0 (Max.)	mg/L	Weekly	16-hour FPC ²
TSS	Sample Measurement							
PARM Code 00530 Y Mon Site No. EFA-01	Permit Measurement			20.0 (12 Mo. Avg)		mg/L	Weekly	16-hour FPC ²
TSS	Sample Measurement							
PARM Code 00530 1 Mon Site No. EFA-01	Permit Measurement			30.0 (12 Mo. Avg)	60.0 (Max)	mg/L	Weekly	16-hour FPC ²
Fecal Coliform Bacteria	Sample Measurement							
PARM Code 31615 Y Mon Site No. EFA-01	Permit Measurement			200 (12 Mo. Avg)		#/100ml.	Calculation	Rolling 12 Month Avg

1 Rolling Annual Average is the average of the current monthly average and the preceding 11 month's monthly average.
 2 FPC = flow proportioned composites

I certify under penalty of law that I have personally examined and am familiar with the information submitted herein; and based on my inquiry of those individuals immediately responsible for obtaining the information, I believe the submitted information is true, accurate and complete. I am aware that there are significant penalties for submitting false information including the possibility of fine and imprisonment.

NAME/TITLE OF PRINCIPAL EXECUTIVE OFFICER OR AUTHORIZED	SIGNATURE OF PRINCIPAL EXECUTIVE OFFICER OR AUTHORIZED AGENT	TELEPHONE NO	DATE (YY/MM/DD)

COMMENT AND EXPLANATION OF ANY VIOLATIONS (Reference all attachments here):
 DFP Form 62-620 910(10), effective November 29, 1994

BK 9
(on 76 of 96)

DISCHARGE MONITORING REPORT - PART A (Continued)

FACILITY NAME Land O'Lakes Subregional Reuse Facility
 MONTH/YEAR 4/02

PERMIT NO.: FLA12731

DISCHARGE POINT NO.: R002

Parameter		Quantity or Loading	Units	Quality or Concentration			Units	No. Ex.	Frequency of Analysis	Sample Type
Fecal Coliform Bacteria	Sample Measurement									
PARM Code 31616 1 Mon Site No. EFA-01	Permit Measurement			200 (Mo. Geo. Mean)	800 (Max)		#/100mL		Daily 7 days/week	Grab
PH	Sample Measurement									
PARM Code 00400 1 Mon Site No. EFA-01	Permit Measurement			6.0 (Min.)		8.5 (Max.)	S.U.		Continuous	meter/grab
TRC for disinfection	Sample Measurement								Meter	Continuous
PARM Code 50060 A Mon Site No. EFA-01	Permit Measurement			0.5 (Min.)			mg/L		Continuous	meter
Nitrate (as N)	Sample Measurement									
PARM Code 00620 1 Mon Site No. EFA-01	Permit Measurement					12.0 (Max.)	mg/L		Weekly	16-hour FPC ²
	Sample Measurement									
	Permit Measurement									

1 Rolling Annual Average is the average of the current monthly average and the preceding 11 month's monthly average.

2 FPC = flow proportioned composites

Comments and Explanation of any Violations (Reference all attachments here):
 DEP Form 62-620.910(10), effective November 29, 1994

DAILY SAMPLE RESULTS - PART B

Permit Number: **FLA012731**
 Month/Year: **4/02** **R002**

Three-month Average Daily Flow:
 (TMADF/Permitted Capacity)x100:

Land O'Lakes Subregional WWTF

	Flow (MGD)	CBOD5 (mg/L)	TSS (mg/L)	pH (Max)	pH (Min)	Fecal Coliform Bacteria (#/100ml)	TRC (For Disinfect) (mg/L)	Nitrogen, Nitrate, Total (as N) (mg/L)	
Parm	50050	80082	00530	00400	00400	74055	50060	00620	
Mon. Site	EFA-01	EFA-01	EFA-01	EFA-01	EFA-01	EFA-01	EFA-01	EFA-01	
1									
2									
3									
4									
5									
6									
7									
8									
9									
10									
11									
12									
13									
14									
15									
16									
17									
18									
19									
20									
21									
22									
23									
24									
25									
26									
27									
28									
29									
30									
31									

PLANT STAFFING

Day Shift Operator	Class	<u>A</u>	Certificate No	<u>4420</u>	Name	<u>T KIDDER</u>
Evening Shift Operator	Class	<u>C</u>	Certificate No	<u>9035</u>	Name	<u>M CASE</u>
Night Shift Operator	Class	<u>C</u>	Certificate No	<u>6466</u>	Name	<u>F VENGREN</u>
Lead Operator	Class	<u>A</u>	Certificate No	<u>4044</u>	Name	<u>I HART</u>

Type of Effluent Disposal or Reclaimed Water Reuse: _____
 Limited Wet Weather Discharge Activated Yes. No Not Applicable If yes, cumulative days of wet weather discharge _____

* Attach additional sheets if necessary to list all certified operators.
 DEP Form 62-620 910(10), effective November 29, 1994

DEPARTMENT OF ENVIRONMENTAL PROTECTION DISCHARGE MONITORING REPORT - PART A

When Completed mail this report to: Department of Environmental Protection, Mail Station 3551, 2600 Blair Stone Road, Tallahassee, FL 32399-2400

PERMITTEE NAME: Douglas S. Brantlett, Assist. County Administrator
 MAILING ADDRESS: Pasco County Utilities Department
 7530 Little Road, Suite 205
 New Port Richey, FL 34654

PERMIT NUMBER: FLA012731
 MONITORING PERIOD From: 3/1/02
 THREE MONTH ROLLING ADF LIMIT: 24 % OF PERMITTED CAPACITY
 CLASS SIZE: Final
 FACILITY ID: N/A
 GMS ID NO.: FLA012731
 DISCHARGE POINT NUMBER: R001
 PLANT SIZE/TREATMENT TYPE: IB

To: 4/1/02
 REPORT: Monthly
 GROUP: Domestic

FACILITY LOCATION: Land O'Lakes Subregional WWTF
 6003 Parkway Boulevard
 Land O'Lakes, FL 34639


COUNTY: PASCO

No discharge to R001

Parameter		Quantity or Loading		Units	Quality or Concentration		Units	No. Ex.	Frequency of Analysis	Sample Type
Flow (R001)	Sample Measurement	0.682		mgd				0	Calculation	Rolling 12 Month Avg
PARM Code 50050 Y Mon Site No. FLW-01	Permit Measurement	3.50 ¹ (12 MADF)		mgd					Calculation	Rolling 12 Month Avg. ¹
Flow (Plant Flow)	Sample Measurement	0.826	0.985	mgd				0	Continuous	Flow Meter & Totalizer
PARM Code 50050 1 Mon Site No. FLW-02	Permit Measurement	3.5 ³ (3 MADF)	Report (Mo Avg)	mgd					Continuous	Flow Meter & Totalizer
CBOD5	Sample Measurement				8.9		Mg/l	0	Calculation	Rolling 12 Month Avg
PARM Code 80082 Y Mon Site No. EFA-01	Permit Measurement				20.0 ¹ (An Avg)		mg/L		Calculation	Rolling 12 Month Avg. ¹
CBOD5	Sample Measurement				6.5	8.0	Mg/l	0	Weekly	16-hour FPC
PARM Code 80082 1 Mon Site No. EFA-01	Permit Measurement				30.0 (Mo. Avg)	60.0 (Max.)	mg/L		Weekly	16-hour FPC ²
FSS	Sample Measurement					2.0	Mg/l	0	Daily, 7/week	Grab
PARM Code 00530 1 Mon Site No. EFB-01	Permit Measurement					5.0 (Max.)	mg/L		Daily, 7/week	Grab
Total Coliform Bacteria	Sample Measurement				<1	<1	#/100ml	0	Daily, 7/week	Grab
PARM Code 74055 A Mon Site No. EFA-01	Permit Measurement				(75 th %)	25 (Max.)	#/100mL		Daily, 7/week	Grab

- Rolling Annual Average is the average of the current monthly average and the preceding 11 month's monthly average.
- FPC = flow proportioned composites
- Rolling three Month Average is the average of the current month's average and the preceding two(2) month's averages

I certify under penalty of law that I have personally examined and am familiar with the information submitted herein; and based on my inquiry of those individuals immediately responsible for obtaining the information, I believe the submitted information is true, accurate and complete. I am aware that there are significant penalties for submitting false information including the possibility of fine and imprisonment.

NAME/TITLE OF PRINCIPAL EXECUTIVE OFFICER OR AUTHORIZED AGENT	SIGNATURE OF PRINCIPAL EXECUTIVE OFFICER OR AUTHORIZED AGENT	TELEPHONE NO	DATE (YY/MM/DD)
Harold R. Bungard, Utilities Operations Supervisor		727-847-8145	04/16/02

COMMENT AND EXPLANATION OF ANY VIOLATIONS (Reference all attachments here):

DISCHARGE MONITORING REPORT - PART A (Continued)

FACILITY NAME: Land O'Lakes Subregional Reuse Facility
 MONTH/YEAR 3/02

PERMIT NO.: FLA12731

DISCHARGE POINT NO.: R001

Parameter		Quantity or Loading		Units	Quality or Concentration		Units	No. Ex.	Frequency of Analysis	Sample Type
PH PARM Code 00400 1 Mon.Site No. EFA-01	Sample Measurement				7.0	8.0	S.U.	0	Continuous	Meter
	Permit Measurement				6.0 (Min.)	8.5 (Max.)	S.U.		Continuous	meter/grab
TRC for disinfection PARM Code 50060 A Mon.Site No. EFA-01	Sample Measurement				6.0		Mg/l	0	Continuous	meter
	Permit Measurement				1.0 (Min.)		mg/L		Continuous	meter
Turbidity PARM Code 82078 1 Mon.Site No. EFB-01	Sample Measurement				0.8		NTU	0	Continuous	meter
	Permit Measurement				Report (Max)		NTU		Continuous	meter
Nitrate (as N) PARM Code 00620 1 Mon.Site No. EFA-01	Sample Measurement					4.22	Mg/l	0	Weekly	24-hour FPC
	Permit Measurement					12.0 (Max.)	mg/L		Weekly	16-hour FPC ²
CBOD5 PARM Code 80082 G Mon.Site No. INF-01	Sample Measurement				221		Mg/l	0	Weekly	24-hour FPC
	Permit Measurement				Report (Mo.Avg.)		mg/L		Every 2 Weeks	16-hour FPC ²
TSS PARM Code 00530 G Mon.Site No. INF-01	Sample Measurement				219		Mg/l	0	Weekly	24-hour FPC
	Permit Measurement				Report (Mo.Avg.)		mg/L		Every 2 Weeks	16-hour FPC ²

I certify under penalty of law that I have personally examined and am familiar with the information submitted herein; and based on my inquiry of those individuals immediately responsible for obtaining the information, I believe the sub information is true, accurate and complete. I am aware that there are significant penalties for submitting false information including the possibility of fine and imprisonment.

NAME/TITLE OF PRINCIPAL EXECUTIVE OFFICER OR AUTHORIZED AGENT	SIGNATURE OF PRINCIPAL EXECUTIVE OFFICER OR AUTHORIZED AGENT	TELEPHONE NO	DATE (YY/MM/DD)
Harold R. Bungard, Utilities Operations Supervisor	<i>Harold R. Bungard</i>	727-847-8145	04/16/02

COMMENT AND EXPLANATION OF ANY VIOLATIONS (Reference all attachments here):
 DEP Form 62-620.910(10), effective November 29, 1994

DAILY SAMPLE RESULTS - PART B

Permit Number: **FLA012731**
 Month/year **3/02** **R001**

Three-month Average Daily Flow: **0.826**
 (TMADF/Permitted Capacity)x100: **24%**

Land O'Lakes Subregional WWTF

	Flow (MGD)	CBOD5 (mg/L)	CBOD5 (mg/L)	TSS (mg/L)	TSS (mg/L)	pH (Max)	pH (Min)	Fecal Coliform Bacteria (#/100ml)	TRC (For Disinfect.) (mg/L)	Nitrogen, Nitrate, Total (as N) (mg/L)	Turbidity (NTU)	TSS Mg/l
Param	50050	80082	80082	00530	00530	00400	00400	74055	50060	00620	82078	82078
Mon. Site	EFA-01	EFA-01	INF-01	EFA-01	INF-01	EFA-01	EFA-01	EFA-01	EFA-01	EFA-01	EFA-01	EFA-01
1	0.925					7.8	7.5	<1	6.0		0.6	1
2	1.050					7.6	7.0	<1	6.6		0.5	1
3	1.162					7.2	7.0	<1	6.5		0.6	2
4	1.009					7.8	7.6	<1	7.2		0.7	1
5	1.006					7.7	7.5	<1	7.5		0.8	1
6	0.985					8.0	7.4	<1	7.8		0.8	1
7	0.950	4	210		154	7.9	7.5	<1	8.8	4.22	0.6	2
8	0.853					7.9	7.5	<1	8.2		0.5	1
9	1.030					7.8	7.6	<1	8.2		0.5	1
10	1.091					7.8	7.5	<1	9.2		0.7	2
11	1.018					7.8	7.5	<1	9.0		0.7	1
12	1.013					7.8	7.6	<1	8.4		0.5	1
13	0.940					7.9	7.2	<1	8.6		0.5	1
14	1.011	7	234	1	230	8.0	7.2	<1	8.6	0.59	0.9	1
15	0.828					8.0	7.5	<1	8.7		0.6	2
16	0.962					7.9	7.5	<1	8.8		0.8	1
17	1.120					7.8	7.6	<1	7.5		0.8	1
18	1.000					7.8	7.2	<1	7.5		0.7	1
19	0.962					7.9	7.5	<1	7.7		0.7	2
20	0.944					7.9	7.6	<1	7.8		0.8	1
21	0.945	7	229	1	298	7.9	7.5	<1	8.0	0.90	0.9	1
22	0.941					7.9	7.6	<1	8.5		0.6	2
23	1.021					8.0	7.6	<1	8.8		0.7	2
24	1.059					8.0	7.6	<1	8.6		0.8	1
25	0.965					7.9	7.4	<1	9.0		0.5	1
26	0.905					7.9	7.4	<1	9.5		0.6	1
27	0.880					8.0	7.0	<1	6.5		0.5	1
28	0.923	8	210	1	194	8.0	7.7	<1	7.2	2.21	0.5	1
29	0.922					7.9	7.5	<1	7.1		0.7	1
30	1.048					7.9	7.2	<1	7.5		0.4	1
31	1.078					8.0	7.5	<1	6.9		0.7	1

PLANT STAFFING

Day Shift Operator	Class: <u> A </u>	Certificate No <u> 4420 </u>	Name: <u> T.KIDDER </u>
Evening Shift Operator	Class: <u> C </u>	Certificate No <u> 9035 </u>	Name: <u> M.CASE </u>
Night Shift Operator	Class: <u> C </u>	Certificate No <u> 6466 </u>	Name: <u> F.VENGREN </u>
Lead Operator	Class: <u> A </u>	Certificate No <u> 4044 </u>	Name: <u> L.HART </u>

Type of Effluent Disposal or Reclaimed Water Reuse: Slow & rapid land application-restricted & unrestricted
 Limited Wet Weather Discharge Activated. Yes No: Not Applicable X If yes, cumulative days of wet weather discharge: _____

* Attach additional sheets if necessary to list all certified operators.
 DEP Form 62-620 910(10), effective November 29, 1994

DEPARTMENT OF ENVIRONMENTAL PROTECTION DISCHARGE MONITORING REPORT - PART A

When Completed mail this report to: Department of Environmental Protection, Mail Station 3551, 2600 Blair Stone Road, Tallahassee, FL 32399-2400

PERMITTEE NAME: Douglas S Bramlett, Assist County Administrator
 MAILING ADDRESS: Pasco County Utilities Department
 7530 Little Road, Suite 205
 New Port Richey, FL 34654
 FACILITY LOCATION: Land O'Lakes Subregional WWTF
 6003 Parkway Boulevard
 Land O'Lakes, FL 34639
 COUNTY: Pasco

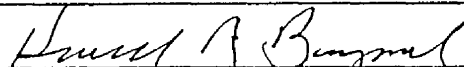
PERMIT NUMBER: FLA012731
 MONITORING PERIOD From: 3/1/02 To: 4/1/02
 THREE MONTH ROLLING ADF LIMIT: Final
 CLASS SIZE: N/A
 FACILITY ID: FLA012731
 GMS ID NO.:
 DISCHARGE POINT NUMBER: R002
 PLANT SIZE/TREATMENT TYPE: IB
 REPORT GROUP: Monthly Domestic
 No discharge to R002 X

Parameter		Quantity or Loading	Units	Quality or Concentration	Units	No. Ex.	Frequency of Analysis	Sample Type
Flow PARM Code 50050 Y Mon Site No FLW-01	Sample Measurement							
	Permit Measurement	3.50 ¹ (12 MADF)	mgd				Daily 5 days/week	Calculation Rolling 12 Month Avg. ¹
CBOD5 PARM Code 80082 Y Mon Site No EFA-01	Sample Measurement							
	Permit Measurement			20.0 ¹ (An. Avg)	mg/L		Calculation	Rolling 12 Month Avg. ¹
CBOD5 PARM Code 80082 1 Mon Site No EFA-01	Sample Measurement							
	Permit Measurement			30.0 (Mo. Avg)	60.0 (Max.)	mg/L	Weekly	16-hour FPC ²
TSS PARM Code 00530 Y Mon Site No EFA-01	Sample Measurement							
	Permit Measurement			20.0 (12 Mo. Avg)		mg/L	Weekly	16-hour FPC ²
TSS PARM Code 00530 1 Mon Site No EFA-01	Sample Measurement							
	Permit Measurement			30.0 (12 Mo. Avg)	60.0 (Max)	mg/L	Weekly	16-hour FPC ²
Fecal Coliform Bacteria PARM Code 31615 Y Mon Site No EFA-01	Sample Measurement							
	Permit Measurement			200 (12 Mo. Avg)		#/100ml	Calculation	Rolling 12 Month Avg

1. Rolling Annual Average is the average of the current monthly average and the preceding 11 month's monthly average.

2. FPC = flow proportioned composites

I certify under penalty of law that I have personally examined and am familiar with the information submitted herein; and based on my inquiry of those individuals immediately responsible for obtaining the information, I believe the submitted information is true, accurate and complete. I am aware that there are significant penalties for submitting false information including the possibility of fine and imprisonment.

NAME/TITLE OF PRINCIPAL EXECUTIVE OFFICER OR AUTHORIZED	SIGNATURE OF PRINCIPAL EXECUTIVE OFFICER OR AUTHORIZED AGENT	TELEPHONE NO	DATE (YY/MM/DD)
Harold R. Bungard, Utilities Operations Supervisor		727-847-8145	04/16/02

COMMENT AND EXPLANATION OF ANY VIOLATIONS (Reference all attachments here):

DEP Form 62-620.910(10), effective November 29, 1994

BK 9
(pg 82 of 96)

DISCHARGE MONITORING REPORT - PART A (Continued)

FACILITY NAME Land O'Lakes Subregional Reuse Facility
 MONTH/YEAR 3/02

PERMIT NO.: FLA12731

DISCHARGE POINT NO.: R002

Parameter		Quantity or Loading		Units	Quality or Concentration			Units	No. Ex.	Frequency of Analysis	Sample Type
Fecal Coliform Bacteria	Sample Measurement										
PARM Code 31616 1 Mon Site No. EFA-01	Permit Measurement				200 (Mo Geo.Mean)	800 (Max)		#/100mL		Daily 7 days/week	Grab
PH	Sample Measurement										
PARM Code 00400 1 Mon Site No. EFA-01	Permit Measurement				6.0 (Min.)	8.5 (Max.)		S.U.		Continuous	meter/grab
TRC for disinfection	Sample Measurement									Meter	Continuous
PARM Code 50060 A Mon Site No. EFA-01	Permit Measurement				0.5 (Min)			mg/L		Continuous	meter
Nitrate (as N)	Sample Measurement										
PARM Code 00620 1 Mon Site No. EFA-01	Permit Measurement					12.0 (Max)		mg/L		Weekly	16-hour FPC ²
	Sample Measurement										
	Permit Measurement										

1. Rolling Annual Average is the average of the current monthly average and the preceding 11 month's monthly average.
2. FPC= flow proportioned composites

Comments and Explanation of any Violations (Reference all attachments here):
 DEP Form 62-620 910(10), effective November 29, 1994

DAILY SAMPLE RESULTS - PART B

Permit Number: **FLA012731**

Three-month Average Daily Flow:

Month/Year: 3/02 **R002**

(TMADF/Permitted Capacity)x100:

Land O'Lakes Subregional WWTF

	Flow (MGD)	CBOD5 (mg/L)	TSS (mg/L)	pH (Max)	pH (Min)	Fecal Coliform Bacteria (#/100ml)	TRC (For Disinfect) (mg/L)	Nitrogen, Nitrate, Total (as N) (mg/L)	
Parm	50050	80082	00530	00400	00400	74055	50060	00620	
Mon. Site	EFA-01	EFA-01	EFA-01	EFA-01	EFA-01	EFA-01	EFA-01	EFA-01	
1									
2									
3									
4									
5									
6									
7									
8									
9									
10									
11									
12									
13									
14									
15									
16									
17									
18									
19									
20									
21									
22									
23									
24									
25									
26									
27									
28									
29									
30									
31									

PLANT STAFFING

Day Shift Operator	Class	<u>A</u>	Certificate No	<u>4420</u>	Name	<u>T. KIDDER</u>
Evening Shift Operator	Class	<u>C</u>	Certificate No	<u>9035</u>	Name	<u>M. CASE</u>
Night Shift Operator	Class	<u>C</u>	Certificate No	<u>6466</u>	Name	<u>F. VENGREN</u>
Lead Operator	Class	<u>A</u>	Certificate No	<u>4044</u>	Name	<u>I. HART</u>

Type of Effluent Disposal or Reclaimed Water Reuse

Limited Wet Weather Discharge Activated. Yes: No: Not Applicable If yes, cumulative days of wet weather discharge: _____

* Attach additional sheets if necessary to list all certified operators.

DEPARTMENT OF ENVIRONMENTAL PROTECTION DISCHARGE MONITORING REPORT - PART A

When Completed mail this report to: Department of Environmental Protection, Mail Station 3551, 2600 Blair Stone Road, Tallahassee, FL 32399-2400

PERMITTEE NAME: Douglas S Bramlett, Assist. County Administrator
 MAILING ADDRESS: Pasco County Utilities Department
 7530 Little Road, Suite 205
 New Port Richey, FL 34654

PERMIT NUMBER: FLA012731
 MONITORING PERIOD From: 2/1/02
 THREE MONTH ROLLING ADF LIMIT: 20 % OF PERMITTED CAPACITY
 CLASS SIZE: Final
 FACILITY ID: N/A
 GMS ID NO.: FLA012731
 DISCHARGE POINT NUMBER: R001
 PLANT SIZE/TREATMENT TYPE: 1B

To: 3/1/02
 REPORT: Monthly
 GROUP: Domestic

FACILITY LOCATION: Land O'Lakes Subregional WWTF
 6003 Parkway Boulevard
 Land O'Lakes, FL 34639


COUNTY: PASCO

No discharge to R001

Parameter		Quantity or Loading		Units	Quality or Concentration		Units	No. Ex.	Frequency of Analysis	Sample Type
Flow (R001)	Sample Measurement	0.644		mgd				0	Calculation	Rolling 12 Month Avg
PARM Code 50050 Y Mon Site No. FLW-01	Permit Measurement	3.50 ¹ (12 MADF)		mgd					Calculation	Rolling 12 Month Avg ¹
Flow (Plant Flow)	Sample Measurement	0.684	0.923	mgd				0	Continuous	Flow Meter & Totalizer
PARM Code 50050 1 Mon Site No. FLW-02	Permit Measurement	3.5 ³ (3 MADF)	Report (Mo.Avg.)	mgd					Continuous	Flow Meter & Totalizer
CBOD5	Sample Measurement				9.2		Mg/l	0	Calculation	Rolling 12 Month Avg
PARM Code 80082 Y Mon Site No. EFA-01	Permit Measurement				20.0 ¹ (An.Avg)		mg/L		Calculation	Rolling 12 Month Avg ¹
CBOD5	Sample Measurement				8.5	13	Mg/l	0	Weekly	16-hour FPC
PARM Code 80082 1 Mon Site No. EFA-01	Permit Measurement				30.0 (Mo.Avg)	60.0 (Max.)	mg/L		Weekly	16-hour FPC ²
TSS	Sample Measurement					19.0	Mg/l	2	Daily, 7/week	Grab
PARM Code 00530 1 Mon Site No. EFB-01	Permit Measurement					5.0 (Max.)	mg/L		Daily, 7/week	Grab
Fecal Coliform Bacteria	Sample Measurement				<1	<1	#100ml	0	Daily, 7/week	Grab
PARM Code 74055 A Mon Site No. EFA-01	Permit Measurement				(75 th %)	25 (Max.)	#/100mL		Daily, 7/week	Grab

- Rolling Annual Average is the average of the current monthly average and the preceding 11 month's monthly average.
- FPC = flow proportioned composites
- Rolling three Month Average is the average of the current month's average and the preceding two(2) month's averages

I certify under penalty of law that I have personally examined and am familiar with the information submitted herein; and based on my inquiry of those individuals immediately responsible for obtaining the information, I believe the submitted information is true, accurate and complete. I am aware that there are significant penalties for submitting false information including the possibility of fine and imprisonment.

NAME/TITLE OF PRINCIPAL EXECUTIVE OFFICER OR AUTHORIZED AGENT	SIGNATURE OF PRINCIPAL EXECUTIVE OFFICER OR AUTHORIZED AGENT	TELEPHONE NO	DATE (YY/MM/DD)
Harold R. Bungard, Utilities Operations Supervisor		727-847-8145	02/03/14

COMMENT AND EXPLANATION OF ANY VIOLATIONS (Reference all attachments here) 2 samples had what looked like some algae .we flushed the lines and the problem cleared up.....

DISCHARGE MONITORING REPORT - PART A (Continued)

FACILITY NAME Land O'Lakes Subregional Reuse Facility
 MONTH/YEAR 2/02

PERMIT NO.: FLA12731

DISCHARGE POINT NO.: R001

Parameter		Quantity or Loading	Units	Quality or Concentration		Units	No. Ex.	Frequency of Analysis	Sample Type
PH PARM Code 00400 1 Mon Site No. EFA-01	Sample Measurement			6.9	8.0	S.U.	0	Continuous	Meter
	Permit Measurement			6.0 (Min.)	8.5 (Max.)	S.U.		Continuous	meter/grab
TRC for disinfection PARM Code 50060 A Mon Site No. EFA-01	Sample Measurement			3.8		Mg/l	0	Continuous	meter
	Permit Measurement			1.0 (Min.)		mg/L		Continuous	meter
Turbidity PARM Code 82078 1 Mon Site No. EFB-01	Sample Measurement			0.8		NTU	0	Continuous	meter
	Permit Measurement			Report (Max.)		NTU		Continuous	meter
Nitrate (as N) PARM Code 00620 1 Mon Site No. EFA-01	Sample Measurement				6.69	Mg/l	0	Weekly	24-hour FPC
	Permit Measurement				12.0 (Max.)	mg/L		Weekly	16-hour FPC ²
CRODS PARM Code 80082 G Mon Site No. INF-01	Sample Measurement			231		Mg/l	0	Weekly	24-hour FPC
	Permit Measurement			Report (Mo.Avg.)		mg/L		Every 2 Weeks	16-hour FPC ²
TSS PARM Code 00530 G Mon Site No. INF-01	Sample Measurement			166		Mg/l	0	Weekly	24-hour FPC
	Permit Measurement			Report (Mo.Avg.)		mg/L		Every 2 Weeks	16-hour FPC ²

I certify under penalty of law that I have personally examined and am familiar with the information submitted herein; and based on my inquiry of those individuals immediately responsible for obtaining the information, I believe the submitted information is true, accurate and complete. I am aware that there are significant penalties for submitting false information including the possibility of fine and imprisonment.

NAME/TITLE OF PRINCIPAL EXECUTIVE OFFICER OR AUTHORIZED AGENT	SIGNATURE OF PRINCIPAL EXECUTIVE OFFICER OR AUTHORIZED AGENT	TELEPHONE NO	DATE (YY/MM/DD)
Harold R. Bungard, Utilities Operations Supervisor	<i>Harold Bungard</i>	727-847-8145	02/03/14

COMMENT AND EXPLANATION OF ANY VIOLATIONS (Reference all attachments here):
 DEP Form 62-620 910(10), effective November 29, 1994

DAILY SAMPLE RESULTS - PART B

Permit Number: **FLA012731**
 Month/year **2/02** **R001**

Three-month Average Daily Flow: **0.684**
 (TMADF/Permitted Capacity)x100: **20%**

Land O'Lakes Subregional WWTF

	Flow (MGD)	CBOD5 (mg/L)	CBOD5 (mg/L)	TSS (mg/L)	TSS (mg/L)	pH (Max)	pH (Min)	Fecal Coliform Bacteria (#/100ml)	TRC (For Disinfect) (mg/L)	Nitrogen, Nitrate, Total (as N) (mg/L)	Turbidity (NTU)	TSS Mg/l
Parm	50050	80082	80082	00530	00530	00400	00400	74055	50060	00620	82078	82078
Mon. Site	EFA-01	EFA-01	INF-01	EFA-01	INF-01	EFA-01	EFA-01	EFA-01	EFA-01	EFA-01	EFA-01	EFA-01
1	0.815					7.6	7.2	<1	7.5		0.5	2
2	0.723					7.4	7.0	<1	6.8		0.6	2
3	0.676					7.4	7.2	<1	7.0		0.8	2
4	0.562					7.9	7.2	<1	6.5		0.4	1
5	0.570					8.0	7.2	<1	6.8		0.5	1
6	0.879					7.5	7.3	<1	7.5		0.5	1
7	0.934	13	267	1	160	7.4	7.3	<1	7.8	2.36	0.9	1
8	0.869					7.5	7.2	<1	7.8		0.7	2
9	1.079					7.2	7.2	<1	7.3		1.1	1
10	1.079					7.4	7.2	<1	7.5		1.2	2
11	0.945					7.3	7.1	<1	7.0		0.8	1
12	0.989					7.3	7.1	<1	6.5		0.8	1
13	0.908					7.3	7.0	<1	6.0		0.6	2
14	0.992	10	187	1	150	7.4	7.2	<1	5.5	0.11	0.6	1
15	0.883					7.5	7.3	<1	6.8		0.4	2
16	1.007					7.4	7.1	<1	6.0		0.6	2
17	1.074					7.3	7.1	<1	5.8		0.6	1
18	1.017					7.3	7.1	<1	5.5		0.8	1
19	1.145					7.3	7.0	<1	4.5		0.4	2
20	0.934					7.3	6.9	<1	3.8		0.5	1
21	0.939	4	237	1	206	7.5	7.2	<1	5.5	1.09	0.5	1
22	0.906					7.6	7.3	<1	7.5		0.6	2
23	1.047					7.6	7.3	<1	6.8		0.6	14
24	1.137					7.4	7.0	<1	6.8		0.8	19
25	0.983					8.0	7.6	<1	7.6		0.8	1
26	0.920					7.8	7.5	<1	7.5		0.8	2
27	0.940					7.8	7.5	<1	7.7		0.5	1
28	0.980	7	232	1	148	8.0	7.7	<1	7.8	6.69	0.6	1
29												
30												
31												

PLANT STAFFING:

Day Shift Operator Class: A Certificate No: 4420 Name: T KIDDER
 Evening Shift Operator Class: C Certificate No: 9035 Name: M CASE
 Night Shift Operator Class: C Certificate No: 6466 Name: F VENGREN
 Lead Operator Class: A Certificate No: 4044 Name: L HART

Type of Effluent Disposal or Reclaimed Water Reuse: Slow & granid land application-restricted & unrestricted
 Limited Wet Weather Discharge Activated. Yes. No: Not Applicable: X If yes, cumulative days of wet weather discharge: _____

*Attach additional sheets if necessary to list all certified operators
 DEP Form 62-620 910(10), effective November 29, 1994

DEPARTMENT OF ENVIRONMENTAL PROTECTION DISCHARGE MONITORING REPORT - PART A

When Completed mail this report to: Department of Environmental Protection, Mail Station 3551, 2600 Blair Stone Road, Tallahassee, FL 32399-2400

PERMITTEE NAME: Douglas S. Bramlett, Assist. County Administrator
 MAILING ADDRESS: Pasco County Utilities Department
 7530 Little Road, Suite 205
 New Port Richey, FL 34654

PERMIT NUMBER: FLA012731
 MONITORING PERIOD From: 2/1/02 To: 3/1/02

FACILITY LOCATION: Land O'Lakes Subregional WWTF
 6003 Parkway Boulevard
 Land O'Lakes, FL 34639

THREE MONTH ROLLING ADF LIMIT: Final
 CLASS SIZE: N/A
 FACILITY ID: FLA012731
 GMS ID NO.:
 DISCHARGE POINT NUMBER: R002
 PLANT SIZE/TREATMENT TYPE: IB

No discharge to R002 X


COUNTY: Pasco

Parameter		Quantity or Loading		Units	Quality or Concentration		Units	No. Ex.	Frequency of Analysis	Sample Type
Flow	Sample Measurement									
PARM Code 50050 Y Mon Site No FLW-01	Permit Measurement	3.50 ¹	(12 MADF)	mgd					Daily 5 days/week	Calculation Rolling 12 Month Avg. ¹
CBOD5	Sample Measurement									
PARM Code 80082 Y Mon Site No EFA-01	Permit Measurement				20.0 ¹	(An. Avg.)	mg/L		Calculation	Rolling 12 Month Avg. ¹
CBOD5	Sample Measurement									
PARM Code 80082 1 Mon Site No EFA-01	Permit Measurement				30.0	(Mo. Avg.)	60.0 (Max.)	mg/L	Weekly	16-hour FPC ²
TSS	Sample Measurement									
PARM Code 00530 Y Mon Site No EFA-01	Permit Measurement				20.0	(12 Mo. Avg)	mg/L		Weekly	16-hour FPC ²
TSS	Sample Measurement									
PARM Code 00530 1 Mon Site No EFA-01	Permit Measurement				30.0	(12 Mo. Avg)	60.0 (Max)	mg/L	Weekly	16-hour FPC ²
Fecal Coliform Bacteria	Sample Measurement									
PARM Code 31615 Y Mon Site No EFA-01	Permit Measurement				200	(12 Mo. Avg)	#/100mL		Calculation	Rolling 12 Month Avg

1. Rolling Annual Average is the average of the current monthly average and the preceding 11 month's monthly average.

2. FPC = flow proportioned composites

I certify under penalty of law that I have personally examined and am familiar with the information submitted herein; and based on my inquiry of those individuals immediately responsible for obtaining the information, I believe the submit information is true, accurate and complete. I am aware that there are significant penalties for submitting false information including the possibility of fine and imprisonment.

NAME/TITLE OF PRINCIPAL EXECUTIVE OFFICER OR AUTHORIZED	SIGNATURE OF PRINCIPAL EXECUTIVE OFFICER OR AUTHORIZED AGENT	TELEPHONE NO	DATE (YY/MM/DD)
Harold R. Bungard, Utilities Operations Supervisor		727-847-8145	02/03/14

COMMENT AND EXPLANATION OF ANY VIOLATIONS (Reference all attachments here):

DEP Form 62-620 910(10), effective November 29, 1994

BK 9 (pg 88 of 96)

DISCHARGE MONITORING REPORT - PART A (Continued)

FACILITY NAME Land O' Lakes Subregional Reuse Facility
 MONTH/YEAR 2/02

PERMIT NO.: FLA12731

DISCHARGE POINT NO.: R002

Parameter		Quantity or Loading	Units	Quality or Concentration			Units	No. Ex.	Frequency of Analysis	Sample Type
Fecal Coliform Bacteria	Sample Measurement									
PARM Code 31616 1 Mon Site No EFA-01	Permit Measurement			200 (Mo. Geo. Mean)	800 (Max)		#/100mL		Daily 7 days/week	Grab
PH	Sample Measurement									
PARM Code 00400 1 Mon Site No EFA-01	Permit Measurement			6.0 (Min.)		8.5 (Max.)	S.U.		Continuous	meter/grab
TRC for disinfection	Sample Measurement								Meter	Continuous
PARM Code 50060 A Mon Site No EFA-01	Permit Measurement			0.5 (Min.)			mg/L		Continuous	meter
Nitrate (as N)	Sample Measurement									
PARM Code 00620 1 Mon Site No EFA-01	Permit Measurement					12.0 (Max.)	mg/L		Weekly	16-hour FPC ¹
	Sample Measurement									
	Permit Measurement									

1. Rolling Annual Average is the average of the current monthly average and the preceding 11 month's monthly average.

2. FPC= flow proportioned composites

Comments and Explanation of any Violations (Reference all attachments here):
 DEP Form 62-620.910(10), effective November 29, 1994

DAILY SAMPLE RESULTS - PART B

Permit Number: **FLA012731**
 Month/Year: **R002**

Three-month Average Daily Flow:
 (TMADF/Permitted Capacity)x100:

Land O'Lakes Subregional WWTF

	Flow (MGD)	CBOD5 (mg/L)	TSS (mg/L)	pH (Max)	pH (Min)	Fecal Coliform Bacteria (#/100ml)	TRC (For Disinfect) (mg/L)	Nitrogen, Nitrate, Total (as N) (mg/L)	
Parm	50050	80082	00530	00400	00400	74055	50060	00620	
Mon. Site	EFA-01	EFA-01	EFA-01	EFA-01	EFA-01	EFA-01	EFA-01	EFA-01	
1									
2									
3									
4									
5									
6									
7									
8									
9									
10									
11									
12									
13									
14									
15									
16									
17									
18									
19									
20									
21									
22									
23									
24									
25									
26									
27									
28									
29									
30									
31									

PLANT STAFFING

Day Shift Operator	Class	<u>A</u>	Certificate No	<u>4420</u>	Name	<u>T. KIDDER</u>
Evening Shift Operator	Class	<u>C</u>	Certificate No	<u>9035</u>	Name	<u>M. CASE</u>
Night Shift Operator	Class	<u>C</u>	Certificate No	<u>6466</u>	Name	<u>F. VENGREN</u>
Lead Operator	Class	<u>A</u>	Certificate No	<u>4044</u>	Name	<u>I. HART</u>

Type of Effluent Disposal or Reclaimed Water Reuse _____
 Limited Wet Weather Discharge Activated. Yes No Not Applicable If yes, cumulative days of wet weather discharge _____

Attach additional sheets if necessary to list all certified operators.
 DEP Form 62-620 910(10), effective November 29, 1994

DEPARTMENT OF ENVIRONMENTAL PROTECTION DISCHARGE MONITORING REPORT - PART A

When Completed mail this report to: Department of Environmental Protection, Mail Station 3551, 2600 Blair Stone Road, Tallahassee, FL 32399-2400

PERMITTEE NAME Douglas S. Bramlett, Assist. County Administrator
 MAILING ADDRESS Pasco County Utilities Department
 7530 Little Road, Suite 205
 New Port Richey, FL 34654

PERMIT NUMBER: FLA012731
 MONITORING PERIOD From: 1/1/02
 THREE MONTH ROLLING ADF: 16 % OF PERMITTED CAPACITY
 LIMIT: Final
 CLASS SIZE: N/A
 FACILITY ID: FLA012731
 GMS ID NO.:
 DISCHARGE POINT NUMBER: R001
 PLANT SIZE/TREATMENT TYPE: IB

To: 2/1/02
 REPORT: Monthly
 GROUP: Domestic

FACILITY LOCATION Land O'Lakes Subregional WWTF
 6003 Parkway Boulevard
 Land O'Lakes, FL 34639

COUNTY: PASCO

No discharge to R001

Parameter		Quantity or Loading		Units	Quality or Concentration		Units	No. Ex.	Frequency of Analysis	Sample Type
Flow (R001) PARM Code 50050 Y Mon Site No. FLW-01	Sample Measurement	0.604		mgd				0	Calculation	Rolling 12 Month Avg
	Permit Measurement	3.50 ¹ (12 MADF)		mgd					Calculation	Rolling 12 Month Avg ¹
Flow (Plant Flow) PARM Code 50050 1 Mon Site No. FLW-02	Sample Measurement	0.563	0.570	mgd				0	Continuous	Flow Meter & Totalizer
	Permit Measurement	3.5 ² (3 MADF)	Report (Mo. Avg)	mgd					Continuous	Flow Meter & Totalizer
CBOD5 PARM Code 80082 Y Mon Site No. EFA-01	Sample Measurement				9.3		Mg/l	0	Calculation	Rolling 12 Month Avg
	Permit Measurement				20.0 ¹ (An. Avg)		mg/L		Calculation	Rolling 12 Month Avg ¹
CBOD5 PARM Code 80082 1 Mon Site No. EFA-01	Sample Measurement				15.6	25	Mg/l	0	Weekly	16-hour FPC
	Permit Measurement				30.0 (Mo Avg)	60.0 (Max)	mg/L		Weekly	16-hour FPC ²
TSS PARM Code 00530 1 Mon Site No. EFB-01	Sample Measurement					2.0	Mg/l	0	Daily, 7/week	Grab
	Permit Measurement					5.0 (Max)	mg/L		Daily, 7/week	Grab
Fecal Coliform Bacteria PARM Code 74055 A Mon Site No. EFA-01	Sample Measurement			<1		<1	#/100ml	0	Daily, 7/week	Grab
	Permit Measurement				(75 th %)	25 (Max)	#/100mL		Daily, 7/week	Grab

- Rolling Annual Average is the average of the current monthly average and the preceding 11 month's monthly average.
- FPC = flow proportioned composites
- Rolling three Month Average is the average of the current month's average and the preceding two(2) month's averages

I certify under penalty of law that I have personally examined and am familiar with the information submitted herein; and based on my inquiry of those individuals immediately responsible for obtaining the information, I believe the submitted information is true, accurate and complete. I am aware that there are significant penalties for submitting false information including the possibility of fine and imprisonment.

NAME/TITLE OF PRINCIPAL EXECUTIVE OFFICER OR AUTHORIZED AGENT	SIGNATURE OF PRINCIPAL EXECUTIVE OFFICER OR AUTHORIZED AGENT	TELEPHONE NO	DATE (YY/MM/DD)
Harold R. Bungard, Utilities Operations Supervisor	<i>Harold R. Bungard</i>	727-847-8145	02/02/14

COMMENT AND EXPLANATION OF ANY VIOLATIONS (Reference all attachments here):

DISCHARGE MONITORING REPORT - PART A (Continued)

FACILITY NAME Land O'Lakes Subregional Reuse Facility
 MONTH/YEAR 1/02

PERMIT NO.: FLA12731

DISCHARGE POINT NO.: R001

Parameter		Quantity or Loading		Units	Quality or Concentration		Units	No. Ex.	Frequency of Analysis	Sample Type
PHI PARM Code 00400 1 Mon Site No EFA-01	Sample Measurement				6.5	8.1	S.U.	0	Continuous	Meter
	Permit Measurement				6.0 (Min)	8.5 (Max)	S.U.		Continuous	meter/grab
TRC for disinfection PARM Code 50060 A Mon Site No EFA-01	Sample Measurement				7.5		Mg/l	0	Continuous	meter
	Permit Measurement				1.0 (Min)		mg/L		Continuous	meter
Turbidity PARM Code 82078 1 Mon Site No EFB-01	Sample Measurement				0.8		NTU	0	Continuous	meter
	Permit Measurement				Report (Max)		NTU		Continuous	meter
Nitrate (as N) PARM Code 00620 1 Mon Site No EFA-01	Sample Measurement					4.11	Mg/l	0	Weekly	24-hour FPC
	Permit Measurement					12.0 (Max)	mg/L		Weekly	16-hour FPC ²
CBOD5 PARM Code 80082 G Mon Site No INF-01	Sample Measurement				192		Mg/l	0	Weekly	24-hour FPC
	Permit Measurement				Report (Mo.Avg)		mg/L		Every 2 Weeks	16-hour FPC ²
TSS PARM Code 00530 G Mon Site No INF-01	Sample Measurement				192		Mg/l	0	Weekly	24-hour FPC
	Permit Measurement				Report (Mo.Avg)		mg/L		Every 2 Weeks	16-hour FPC ²

I certify under penalty of law that I have personally examined and am familiar with the information submitted herein, and based on my inquiry of those individuals immediately responsible for obtaining the information, I believe the sub information is true, accurate and complete. I am aware that there are significant penalties for submitting false information including the possibility of fine and imprisonment.

NAME/TITLE OF PRINCIPAL EXECUTIVE OFFICER OR AUTHORIZED AGENT	SIGNATURE OF PRINCIPAL EXECUTIVE OFFICER OR AUTHORIZED AGENT	TELEPHONE NO	DATE (YY/MM/DD)
Harold R. Bungard, Utilities Operations Supervisor	<i>Harold R. Bungard</i>	727-847-8145	02/02/14

COMMENT AND EXPLANATION OF ANY VIOLATIONS (Reference all attachments here):
 DEP Form 62-620 910(10), effective Novemb

DAILY SAMPLE RESULTS - PART B

Permit Number: **FLA012731**
 Month/year 1/02 **R001**

Three-month Average Daily Flow: **0.563**
 (TMADF/Permitted Capacity)x100: **16%**

Land O'Lakes Subregional WWTF

	Flow (MGD)	CBOD5 (mg/L)	CBOD5 (mg/L)	TSS (mg/L)	TSS (mg/L)	pH (Max)	pH (Min)	Fecal Coliform Bacteria (#/100ml)	TRC (For Disinfect) (mg/L)	Nitrogen, Nitrate, Total (as N) (mg/L)	Turbidity (NTU)	TSS Mg/l
Parm	50050	80082	80082	00530	00530	00400	00400	74055	50060	00620	82078	82078
Mon. Site	EFA-01	EFA-01	INF-01	EFA-01	INF-01	EFA-01	EFA-01	EFA-01	EFA-01	EFA-01	EFA-01	EFA-01
1	0.603					8.0	7.9	<1	8.8		0.6	1
2	0.575					8.0	7.7	<1	7.5		0.8	1
3	0.505	25	206	1	190	8.0	7.5	<1	7.5	3.58	0.8	1
4	0.504					8.1	7.5	<1	8.0		0.6	1
5	0.558					8.0	7.0	<1	8.5		0.7	1
6	0.675					8.0	7.2	<1	8.6		0.5	1
7	0.550					7.9	7.5	<1	8.6		0.5	1
8	0.550					8.0	7.6	<1	8.5		0.6	1
9	0.548					8.0	7.8	<1	7.5		0.7	2
10	0.531	18	212	1	166	8.0	7.7	<1	7.4	1.93	0.8	2
11	0.480					8.1	7.4	<1	7.0		0.5	1
12	0.600					8.0	7.5	<1	6.9		0.7	1
13	0.682					8.0	7.5	<1	6.9		0.7	1
14	0.595					8.0	6.5	<1	5.5		0.7	1
15	0.550					8.0	7.4	<1	6.8		0.7	1
16	0.554					7.9	7.3	<1	7.5		0.6	1
17	0.551	12	170	1	212	8.0	7.3	<1	7.5	1.69	0.6	2
18	0.521					8.0	7.5	<1	7.5		0.6	2
19	0.595					8.0	7.5	<1	7.6		0.5	1
20	0.633					8.0	7.4	<1	7.4		0.5	1
21	0.613					8.0	7.8	<1	7.5		0.6	1
22	0.555					8.0	7.8	<1	7.5		0.7	1
23	0.569					8.0	7.5	<1	8.5		0.7	1
24	0.548	16	213	1	202	8.0	7.6	<1	8.2	0.37	0.6	1
25	0.494					8.1	7.2	<1	7.9		0.7	2
26	0.584					8.0	7.5	<1	7.5		0.8	1
27	0.697					8.0	7.7	<1	8.0		0.5	1
28	0.565					8.0	7.7	<1	8.7		0.6	1
29	0.556					8.0	7.5	<1	8.8		0.6	1
30	0.565					8.0	7.5	<1	8.2		0.7	1
31	0.572	7	157	1	188	8.0	7.7	<1	8.0	4.11	0.7	1

PLANT STAFFING

Day Shift Operator Class: A Certificate No 4420 Name: T KIDDER
 Evening Shift Operator Class: C Certificate No 9035 Name M.CASE
 Night Shift Operator Class: C Certificate No 6466 Name F VENGREN
 Lead Operator Class: A Certificate No 4044 Name L HART

Type of Effluent Disposal or Reclaimed Water Reuse: Slow & rapid land application-restricted & unrestricted
 Limited Wet Weather Discharge Activated Yes No Not Applicable. X If yes, cumulative days of wet weather discharge _____

* Attach additional sheets if necessary to list all certified operators
 DEP Form 62-620 910(10), effective November 29, 1994

DEPARTMENT OF ENVIRONMENTAL PROTECTION DISCHARGE MONITORING REPORT - PART A

en Completed mail this report to: Department of Environmental Protection, Mail Station 3551, 2600 Blair Stone Road, Tallahassee, FL 32399-2400

PERMITTEE NAME: Douglas S. Bramlett, Asst. County Administrator
 MAILING ADDRESS: Pasco County Utilities Department
 7530 Little Road, Suite 205
 New Port Richey, FL 34654
 FACILITY LOCATION: Land O'Lakes Subregional WWTF
 6003 Parkway Boulevard
 Land O'Lakes, FL 34639
 COUNTY: Pasco

PERMIT NUMBER: FLA012731
 MONITORING PERIOD From: 1/1/02 To: 2/1/02
 THREE MONTH ROLLING ADF LIMIT: Final 13% OF PERMITTED CAPACITY
 CLASS SIZE: N/A REPORT GROUP: Monthly Domestic
 FACILITY ID: FLA012731
 GMS ID NO.:
 DISCHARGE POINT NUMBER: R002
 PLANT SIZE/TREATMENT TYPE: IB
 No discharge to R002 X

Parameter		Quantity or Loading		Units	Quality or Concentration		Units	No. Ex.	Frequency of Analysis	Sample Type
Flow Permit Code 50050 Y Mon Site No. FLW-01	Sample Measurement	0.191								
	Permit Measurement	3.50 ¹ (12 MADF)		mgd					Daily 5 days/week	Calculation Rolling 12 Month Avg. ¹
BOD5 Permit Code 80082 Y Mon Site No. EFA-01	Sample Measurement									
	Permit Measurement				20.0 ¹ (An Avg.)		mg/L		Calculation	Rolling 12 Month Avg. ¹
BOD5 Permit Code 80082 1 Mon Site No. EFA-01	Sample Measurement									
	Permit Measurement				30.0 (Mo Avg.)	60.0 (Max.)	mg/L		Weekly	16-hour FPC ²
TSS Permit Code 00530 Y Mon Site No. EFA-01	Sample Measurement									
	Permit Measurement				200 (12 Mo. Avg.)		mg/L		Weekly	16-hour FPC ²
TSS Permit Code 00530 1 Mon Site No. EFA-01	Sample Measurement									
	Permit Measurement				30.0 (12 Mo. Avg.)	60.0 (Max.)	mg/L		Weekly	16-hour FPC ²
Fecal Coliform Bacteria Permit Code 31615 Y Mon Site No. EFA-01	Sample Measurement									
	Permit Measurement				200 (12 Mo. Avg.)		#/100mL		Calculation	Rolling 12 Month Avg

Rolling Annual Average is the average of the current monthly average and the preceding 11 month's monthly average.

FPC = flow proportioned composites

I certify under penalty of law that I have personally examined and am familiar with the information submitted herein; and based on my inquiry of those individuals immediately responsible for obtaining the information, I believe the submitted information is true, accurate and complete. I am aware that there are significant penalties for submitting false information including the possibility of fine and imprisonment.

NAME/TITLE OF PRINCIPAL EXECUTIVE OFFICER OR AUTHORIZED	SIGNATURE OF PRINCIPAL EXECUTIVE OFFICER OR AUTHORIZED AGENT	TELEPHONE NO	DATE (YY/MM/DD)
Harold R. Bungard, Utilities Operations Supervisor	<i>Harold R. Bungard</i>	727-847-8145	02/02/14

STATEMENT AND EXPLANATION OF ANY VIOLATIONS (Reference all attachments here):

EP Form 62-620 910(10), effective November 29, 1994

DISCHARGE MONITORING REPORT - PART A (Continued)

FACILITY NAME Land O'Lakes Subregional Reuse Facility
 MONTH/YEAR 1/02

PERMIT NO. FLA12731

DISCHARGE POINT NO.: R002

Parameter		Quantity or Loading		Units	Quality or Concentration			Units	No. Ex.	Frequency of Analysis	Sample Type
Fecal Coliform Bacteria	Sample Measurement										
PARM Code 31616 1 Mon Site No FFA-01	Permit Measurement				200 (Mo. Geo. Mean)	800 (Max)		#/100mL		Daily 7 days/week	Grab
PH	Sample Measurement										
PARM Code 00400 1 Mon Site No 1 FA-01	Permit Measurement				6.0 (Min)		8.5 (Max)	S.U.		Continuous	meter/grab
TRC for disinfection	Sample Measurement									Meter	Continuous
PARM Code 50060 A Mon Site No FFA-01	Permit Measurement				0.5 (Min.)			mg/L		Continuous	meter
Nitrate (as N)	Sample Measurement										
PARM Code 00620 1 Mon Site No 1 FA-01	Permit Measurement						12.0 (Max)	mg/L		Weekly	16-hour FPC ¹
	Sample Measurement										
	Permit Measurement										

1. Rolling Annual Average is the average of the current monthly average and the preceding 11 month's monthly average.
2. FPC= flow proportioned composites

Comments and Explanation of any Violations (Reference all attachments here):
 DEP Form 62-620 910(10), effective November 29, 1994

DAILY SAMPLE RESULTS - PART B

Permit Number: **FLA012731**
 Month/Year: 1/02 **R002**

Three-month Average Daily Flow:
 (TMADF/Permitted Capacity)x100

Land O'Lakes Subregional WWTF

	Flow (MGD)	CBOD5 (mg/L)	TSS (mg/L)	pH (Max)	pH (Min)	Fecal Coliform Bacteria (#/100ml)	TRC (For Disinfect.) (mg/L)	Nitrogen, Nitrate, Total (as N) (mg/L)	
Parm	50050	80082	00530	00400	00400	74055	50060	00620	
Mon. Site	EFA-01	EFA-01	EFA-01	EFA-01	EFA-01	EFA-01	EFA-01	EFA-01	
1									
2									
3									
4									
5									
6									
7									
8									
9									
10									
11									
12									
13									
14									
15									
16									
17									
18									
19									
20									
21									
22									
23									
24									
25									
26									
27									
28									
29									
30									
31									

PLANT STAFFING

Day Shift Operator Class A Certificate No 4420 Name T. KIDDER
 Evening Shift Operator Class C Certificate No 9035 Name M. CASE
 Night Shift Operator Class C Certificate No 6466 Name F. VENGREN
 Lead Operator Class A Certificate No 4044 Name I. HART

Type of Effluent Disposal or Reclaimed Water Reuse: _____
 Limited Wet Weather Discharge Activated Yes No Not Applicable If yes, cumulative days of wet weather discharge _____

*Attach additional sheets if necessary to list all certified operators.
 DEP Form 62-620 910(10), effective November 29, 1994

Chapter 46

FIRE PREVENTION AND PROTECTION*

Article I. In General

- Sec. 46-1. Adoption of Life Safety Code and Standard Fire Prevention Code
Secs. 46-2—46-25. Reserved

Article II. Fire Safety Inspector

- Sec. 46-26. Positions created; enforcement responsibilities.
Sec. 46-27. Duties
Sec. 46-28. Order to correct violation.
Sec. 46-29. Investigation and record of fires.
Sec. 46-30. Penalties and enforcement
Secs. 46-31—46-50. Reserved

Article III. Fire Hydrants; Fire Protection Water Systems

- Sec. 46-51. Title.
Sec. 46-52. Definitions
Sec. 46-53. Purpose.
Sec. 46-54. Design; prerequisites for issuance of certificate of occupancy
Sec. 46-55. Developments required to provide fire protection water systems.
Sec. 46-56. Distribution system.
Sec. 46-57. Fire hydrant spacing
Sec. 46-58. Fire hydrant installation, specifications.

*Cross reference—Buildings and building regulations, ch. 18

State law references—Authority to provide for fire protection, F.S. § 125.01(1)(d), fire prevention generally, F.S. ch. 633

ARTICLE I. IN GENERAL**Sec. 46-1. Adoption of Life Safety Code and Standard Fire Prevention Code.**

(a) There is adopted, for the purpose of prescribing regulations governing conditions hazardous to life and property from fire or explosion, those certain codes known as the National Fire Protection Association (NFPA) 101, Life Safety Code, 1991 edition, and the Standard Fire Prevention Code, 1991 edition, as adopted by the Southern Building Code Congress International, Inc., and any subsequent amendments thereto incorporated into the building code adopted in section 18-86. Copies of such codes are on file in the office of the county emergency services department, and the codes are adopted and incorporated as fully as if set out at length in this section, and the provisions thereof shall be controlling within the unincorporated areas of the county.

(b) If any conflict occurs between this section and any other applicable state or county law, ordinance, rule or regulation, the more stringent requirement shall apply.

(Code 1970, § 8-4; Ord. No. 78-01, § 5, 11-1-77; Ord. No. 83-03, § 5, 2-1-83; Ord. No. 88-05, 1-19-88)

State law references—Local fire safety standards, F.S. § 633.025; adoption by reference authorized, F.S. § 125.01(1)(i)

Secs. 46-2–46-25. Reserved.

ARTICLE II. FIRE SAFETY INSPECTOR***Sec. 46-26. Positions created; enforcement responsibilities.**

The fire safety inspector, qualified in accordance with F.S. ch. 633 and appointed by the county administrator or his designee, shall be responsible for the enforcement of all fire prevention codes adopted by the board of county commissioners

(Code 1970, § 8-5; Ord. No. 78-01, § 1, 11-1-77; Ord. No. 83-03, § 1, 2-1-83)

*Cross reference—Officers and employees, § 2-46 et seq

Sec. 46-27. Duties.

(a) A fire safety inspector shall be an ex officio agent of the state fire marshal, upon designation thereby, and shall have all the powers and duties of such agent as set forth in F.S. ch. 633. In addition, a fire safety inspector shall enforce the fire prevention code adopted by section 46-1 and all laws and sections of this Code and other ordinances embracing the following:

- (1) Inspection of potential hazards.
- (2) Abatement of fire hazards.
- (3) Investigation of the cause, origin and circumstances of fires.
- (4) Control and use of explosives and flammables.
- (5) Regulation of the maintenance of fire escapes.
- (6) Regulation of the maintenance of automatic and other private fire alarm systems and fire extinguishing equipment.
- (7) Control of the means and adequacy of exits in a fire, from factories, schools, hotels and lodgings, hospitals and churches, halls, theaters and other places in which numbers of persons work, meet, live or congregate and conduct exit drills as established by management.
- (8) Inspection and enforcement of the installation and maintenance of emergency water supply systems and sprinkler systems.
- (9) Enforcement of all provisions of the building code adopted in section 18-86 relating to fire prevention.
- (10) Educational fire prevention programs
- (11) Establishing motor vehicle routes and fire lanes in the manner provided by the code adopted by section 46-1. Such routes and fire lanes shall be approved by the board of county commissioners prior to becoming effective.

(b) In carrying out his responsibilities, a fire safety inspector may request the assistance of all agencies and departments and divisions of the county government.

(c) A fire safety inspector shall exercise his duties within the unincorporated areas of the county and may, upon request of any municipality, exercise the duties set forth in this section within such municipality.

(d) Right of entry for inspection shall be in accordance with the following:

- (1) A fire safety inspector shall have the right and authority to enter any building, structure or premises for the purpose of making inspections or investigations at all reasonable hours, provided that, except in an emergency, the right and authority conferred by this subsection shall not apply to the entry of a private residence unless written notice is served upon the occupant thereof. Such written notice shall contain a statement of the time an inspection shall be made and shall also contain a statement of the purposes of such inspection or investigation, which purpose shall be within the scope of this article.
- (2) The inspection and examination authorized by this article shall be done in cooperation with the building division for the purpose of reporting and correcting the following fire hazards or fire conditions pertaining to buildings and their occupants:
 - a. Disrepair.
 - b. Age and dilapidated condition.
 - c. Faulty or unapproved construction.
 - d. Inadequate fire escapes or lack of means of egress.
 - e. Inadequate fire alarm protection.
 - f. Inadequate fire extinguishing equipment.
 - g. Materials in buildings especially suitable to fire.
 - h. Conditions endangering other property or occupants.
 - i. Inadequate emergency water supply or inadequate sprinkler system.

- j. Any other fire hazards dangerous to life or property.
- k. Investigation and inspection of fires and fire damage to determine the cause of such fires and recommend prevention of additional fires.

(Code 1970, § 8-6; Ord. No. 78-01, § 2, 11-1-77; Ord. No. 83-03, § 2, 2-1-83)

State law reference—Powers of state fire marshal, F.S. § 633.081 et seq.

Sec. 46-28. Order to correct violation.

(a) *Authority.* For violations of this article or of any sections of this Code or other laws or ordinances relating to fire hazards as found by a fire safety inspector, he shall serve a written order to correct the violation upon the owner, operator, occupant or other person responsible for the violation.

(b) *Service of orders.* The order required in this section shall be served in one of the following ways:

- (1) Making personal delivery of the order to the person responsible.
- (2) By leaving the order with some person of suitable age and discretion upon the premises.
- (3) By affixing a copy of the order to the door at the entrance of the premises in violation.
- (4) By mailing a copy of the order to the last known address of the owner of the premises, by certified mail, return receipt requested.
- (5) By publishing a copy of the order in a local paper once a week for three consecutive weeks, where service cannot be made in accordance with subsections (b)(1) through (b)(4) of this section.

(c) *Time for compliance.* The order required in this section shall set forth time limitations for compliance, dependent upon the hazard and danger created by the violation. In extreme danger to persons or property, a fire safety inspector shall have the authority to require compliance immediately upon service of the order.

(d) *Appeals; failure to comply.* A person to whom such an order is directed shall have the right, within 24 hours of service of such order, to appeal to the county fire chief who shall review such order within ten days and file his decision thereon. Unless the order is revoked or modified, it shall remain in full force and effect and shall be obeyed by the person to whom it is directed. No person to whom an order is directed shall fail to comply with such order within the time prescribed in the notice, beginning from the date of determination of the appeal.

(e) *Failure to comply within specified time.* It shall be unlawful for any person to whom an order is directed to fail to comply with such order within the specified time. If such occurs, the county shall have such injunctive remedies as provided in section 1-6.
(Code 1970, § 8-7; Ord. No. 78-01, § 3, 11-1-77; Ord. No. 83-03, § 3, 2-1-83)

Sec. 46-29. Investigation and record of fires.

(a) A fire safety inspector shall investigate promptly the cause, origin and circumstances of each and every fire occurring in the unincorporated areas of the county in which property has been destroyed or damaged. If it appears to the fire safety inspector that such fire is of suspicious origin, he shall take immediate charge of the physical evidence and notify the state attorney and shall further cooperate with him in the collecting of the evidence and in the prosecution of the case.

(b) A fire safety inspector shall keep a record of all fires and of all the facts concerning the fires, including statistics as to the extent of such fires and damage caused thereby and whether such losses were covered by insurance and if so in what amount. All such records shall be public.
(Code 1970, § 8-8; Ord. No. 78-01, § 4, 11-1-77; Ord. No. 83-03, § 4, 2-1-83)

Sec. 46-30. Penalties and enforcement.

The violation of any section of this article or any rule or regulation adopted pursuant thereto shall be punishable in accordance with section 1-6. This article may also be enforced in accordance with any ordinance which establishes a code en-

forcement board for review of technical code violations.

(Code 1970, § 8-9(a), (d); Ord. No. 78-01, § 6, 11-1-77; Ord. No. 83-03, § 6, 2-1-83)

Secs. 46-31–46-50. Reserved.

ARTICLE III. FIRE HYDRANTS; FIRE PROTECTION WATER SYSTEMS

Sec. 46-51. Title.

This article shall be known as the Pasco County Fire Hydrant Ordinance.
(Code 1970, § 8-61; Ord. No. 87-16, § 1, 5-12-87)

Sec. 46-52. Definitions.

The following words, terms and phrases, when used in this article, shall have the meanings ascribed to them in this section, except where the context clearly indicates a different meaning; the definitions shall be for the sole purpose of enforcing this article and shall not have any bearing on any other definitions as may be found in any other sections of any federal, state or county codes or standards:

Commercial means any occupancy in which foods or services are performed for or offered to the general public, including but not limited to all occupancies used for the transaction of business. Commercial occupancy shall not include those occupancies falling under the definition of industrial.

Development means the same as defined in the land development code, art. 200, section 201.

Fire protection water system means a water distribution system with fire hydrants for the purpose of supplying water for fire protection use, including both publicly and privately owned utility systems.

Industrial includes factories making products of all kinds and properties devoted to operations, such as but not limited to processing, assembling, mixing, packaging, finishing or decorating and repairing.

Multifamily means a residential building with more than two dwelling units.

Residential means those occupancies in which sleeping accommodations are provided for normal residential purposes, including but not limited to all mobile homes and all buildings with up to two dwelling units.

RV park means a plot of land upon which two or more recreational vehicle sites are located, established or constructed to provide for occupancy by recreational vehicles.

(Code 1970, § 8-66; Ord. No. 87-16, § 6, 5-12-87)

Cross reference—Definitions generally, § 1-2.

Sec. 46-53. Purpose.

The purpose of this article is to ensure a uniform system of fire protection through installations of water systems.

(Code 1970, § 8-63; Ord. No. 87-16, § 3, 5-12-87)

Sec. 46-54. Design; prerequisites for issuance of certificate of occupancy.

(a) Fire protection water systems shall be designed by a state-registered professional engineer and constructed in accordance with the county, state and federal standards, including satisfaction of the domestic requirements established by the appropriate agencies when applicable, and the fire protection requirements established by the fire prevention code adopted in section 46-1, as may be amended from time to time.

(b) Water mains and fire hydrants shall be installed, tested, inspected and fully operational before any certificate of occupancy shall be issued for any structure within a development which is required to adhere to this article.

(Code 1970, § 8-64; Ord. No. 87-16, § 4, 5-12-87)

Sec. 46-55. Developments required to provide fire protection water systems.

(a) *Generally.* The following developments shall provide a fire protection water system in accordance with this article:

- (1) *RV parks.* RV parks where 100 or more recreational vehicle sites are provided.

- (2) *Residential.* Residential developments of more than 100 living units on lots of less than one acre.

- (3) *Multifamily.* Multifamily developments of more than 50 total living units or ten or more living units in any one building.

- (4) *Commercial.* Commercial developments exceeding ten acres or any single commercial building exceeding 15,000 square feet gross.

- (5) *Industrial.* Industrial developments exceeding ten acres or any single industrial building exceeding 20,000 square feet gross.

- (6) *Located near utility system.* Any development constructed within 1,000 feet of any utility system capable of providing required fire flows and is within the same utility service area.

(b) *Exemptions.*

- (1) Developments not provided with a fire protection water system shall have a fire protection system designed by a state-registered professional engineer, in accordance with N.F.P.A. pamphlet no. 1231 pertaining to standards on water supplies for suburban and rural firefighting.

- (2) Drawings of the proposed fire protection system shall be submitted to and approved by the county emergency services department prior to the issuance of a building permit.

(Code 1970, § 8-65; Ord. No. 87-16, § 5, 5-12-87; Ord. No. 90-15, § 1, 10-23-90)

Sec. 46-56. Distribution system.

The distribution system for the fire protection water system shall be designed to deliver the following fire flows for a period of not less than two hours with a residual pressure of 20 pounds per square inch:

	<i>GPM</i>
(1) RV parks	500
(2) Residential	500
(3) Multifamily	750

- (4) Commercial 1,000
 - (5) Industrial 1,200
- (Code 1970, § 8-67; Ord. No. 87-16, § 7, 5-12-87)

Sec. 46-57. Fire hydrant spacing.

(a) Fire hydrants shall be located on the same side of any arterial road as the development for which they serve.

(b) Fire hydrant spacing shall be as follows:

- (1) *RV parks*, 750 feet apart as measured along the centerline of the street.
 - (2) *Residential*, 750 feet apart as measured along the centerline of the street.
 - (3) *Multifamily and commercial*, 500 feet apart as measured along the centerline of the street.
 - (4) *Industrial*, 500 feet apart as measured along the centerline of the street.
- (Code 1970, § 8-68; Ord. No. 87-16, § 8, 5-12-87)

Sec. 46-58. Fire hydrant installation, specifications.

(a) *Manufacturing*. All fire hydrants shall meet all requirements of the American Water Works Association (AWWA) Standards for Dry-Barrel Fire Hydrants, C502-80, as such exists on the adoption date of this Code, for post-type, dry-barrel hydrants used in public water supply systems, and the additional criteria of this section.

(b) *Water mains*. Fire hydrant assemblies shall be connected to water mains as follows:

- (1) Residential and RV parks shall have hydrants installed on water mains no less than six inches in diameter.
- (2) Multifamily, industrial and commercial shall have hydrants installed on water mains no less than eight inches in diameter.

(c) *Hydrant type*. All hydrants shall be of the dry topped bonnet type with a self-lubrication system or an oil reservoir system. If an oil reservoir system is used, the bonnet shall be constructed in such a manner that the oil will not come in contact with water in the waterway when the hy-

drant is in use. The operating nut shall be pentagon shape, 1½ NST. Nut faces shall be uniform and shall be not less than one inch in height. All hydrants shall open counterclockwise.

(d) *Hose and pumper nozzle*. All hydrants shall have one 4½-inch pumper outlet and two 2½-inch hose outlets and all outlet threads shall be national standard. Outlet caps with gaskets shall be furnished with each hydrant. The cap nut shall be pentagon shape, 1½-inch NST.

(e) *Height*. Fire hydrants shall be installed so that the 4½-inch steamer connection is no less than 15 inches or more than 24 inches above the finished grade, and the hydrants shall face the street.

(f) *Clearance*. No obstructions or plantings shall be placed that will hide hydrants from view or pose a safety hazard to personnel or restrict the use of hydrants.

(g) *Markings*.

- (1) Blue raised pavement markings shall be installed to indicate the location of each fire hydrant and shall be installed in accordance with specifications approved by the county engineer.
- (2) Fire hydrants shall be classified and marked in accordance with section 2 of the 1988 edition of the National Fire Protection Association code no. 291. Additionally, privately owned hydrants shall have the barrel painted red and tops and caps painted in accordance with NFPA no. 291.

(h) *Maintenance*. It shall be the responsibility of the hydrant owner, whether owned by a utility company or individual, to maintain all hydrants in good operable condition, including clearances, height and markings. Any hydrant which is rendered inoperable for a period of more than 24 hours shall have the top painted silver.

(Code 1970, § 8-69; Ord. No. 87-16, § 9, 5-12-87; Ord. No. 90-15, § 3, 10-23-90)

**RATE COMPARISON - 3/4" COMMERCIAL
WATER AND WASTEWATER COMBINED
GALLONS PER MONTH (X 1000)**

PASCO COUNTY UTILITIES

(CURRENT RATES)

<u>GALLONS</u>	<u>TOTAL</u>
0	15.91
1	20.61
2	25.31
3	30.01
4	34.91
5	39.81
6	44.71
7	49.78
8	54.85
9	59.92
10	64.99
11	70.30
12	75.61
13	80.82
14	86.23
15	91.54

PASCO COUNTY UTILITIES

(PROPOSED RATES)

<u>GALLONS</u>	<u>TOTALS</u>
0	16.50
1	21.48
2	26.46
3	31.44
4	36.42
5	41.40
6	46.38
7	51.86
8	57.34
9	62.82
10	68.30
11	73.78
12	79.26
13	84.74
14	90.22
15	95.70

MAD HATTER UTILITIES

(CURRENT RATES)*

<u>GALLONS</u>	<u>TOTALS</u>
0	18.34
1	24.05
2	29.76
3	35.47
4	41.18
5	46.89
6	52.60
7	58.31
8	64.02
9	69.73
10	75.44
11	81.15
12	86.86
13	92.57
14	98.28
15	103.99

*Rates are based upon the
Turtle Lakes Division rate
schedule.