



ORIGINAL

R. Wade Litchfield
Senior Attorney
Florida Authorized House Counsel
Florida Power & Light Company
700 Universe Boulevard
Juno Beach, FL 33408-0420
(561) 691-7135 (Facsimile)

Writer's Direct Dial:
(561) 691-7101

June 30, 2003

VIA HAND DELIVERY

Ms. Blanca S. Bayó, Director
Division of the Commission Clerk and
Administrative Services
Florida Public Service Commission
Betty Easley Conference Center, Room 110
2540 Shumard Oak Boulevard
Tallahassee, Florida 32399-0850

RECEIVED-FPSC
JUN 30 PM 3:43
COMMISSION
CLERK

Re: Docket No. 030001-EI - Monthly Fuel Filings

Dear Ms. Bayó:

Enclosed herewith for filing are the original and five (5) copies of the following monthly fuel reports for FPL:

- (a) FPSC Forms 423-1, 423-1(a), and 423-1(b) for Florida Power & Light Company for the month of April 2003;
- (b) FPSC Forms 423-2, 423-2(a), and 423-2(b) for St. Johns River Power Park (SJRPP) for the month of April 2003; and
- (c) FPSC Forms 423-2, 423-2(a), and 423-2(b) for Plant Scherer for the month of March 2003.

FPL's Request for Confidential Classification of the information removed from FPL FPSC Form 423 1(a) and SJRPP FPSC Forms 423-2, 423-2(a), and 423-2(b) is being filed under separate cover. Should you have any questions regarding this filing, please contact me at (561) 691-7101.

Thank you for your attention to this matter, I remain,

Sincerely,

R. Wade Litchfield

RWL/ec
Enclosures
cc: Service List

AUS	_____
CAF	_____
CMP	_____
COM	<u>5</u>
CTR	_____
ECR	_____
GCL	_____
OPC	_____
MMS	_____
SEC	<u>1</u>
OTH	_____

Doc/423 Fuel Filing/April 2003

an FPL Group company

DOCUMENT RECEIVED
5809 JUN 30 6
FPSC-COMMISSION CLERK

MONTHLY REPORT OF COST AND QUALITY OF FUEL OIL FOR ELECTRIC PLANTS
ORIGIN, VOLUME, DELIVERED PRICE AND AS RECEIVED QUANTITY

FPSC FORM NO. 423-1

1. REPORTING MONTH: APR YEAR: 2003

2. REPORTING COMPANY: FLORIDA POWER & LIGHT COMPANY

3. NAME, TITLE, TELEPHONE NUMBER OF CONTACT PERSON CONCERNING DATA
SUBMITTED ON THIS FORM: RITA MCLELLAN, REGULATORY AFFAIRS, (305) - 552- 4069

4. SIGNATURE OF OFFICIAL SUBMITTING REPORT: *Michael Kelson*

5. DATE COMPLETED: 06/17/2003

LINE NO	PLANT	SUPPLIER	SHIPPING POINT	PURCHASE TYPE	DELIVERY LOCATION	DELIVERY DATE	TYPE OIL	SULFUR (%)	BTU CONTENT (BTU / GAL)	VOLUME (BBLs)	PRICE (\$/BBL)
1	CAPE CANAVERAL	FAMM	BAHAMAS	MTC	PORT CANAVERAL	04/19/2003	F06	1.00	151548	99586	31.6130
2	CAPE CANAVERAL	FAMM	BAHAMAS	MTC	PORT CANAVERAL	04/28/2003	F06	1.00	152000	169399	24.4860
3	RIVIERA	FAMM	BAHAMAS	MTC	RIVIERA	04/24/2003	F06	1.00	150024	150679	31.4180
4	SANFORD	FAMM	BAHAMAS	MTC	JACKSONVILLE	04/18/2003	F06	1.00	152024	70047	31.6130
5	MARTIN	GLENCORE	RIVER	MTC	PALM BEACH	04/16/2003	F06	0.69	151000	143822	36.5120
6	MARTIN	GLENCORE	ST. ROSE	MTC	PALM BEACH	04/26/2003	F06	0.68	152429	146760	28.6900
7	PT. EVERGLADES	PETROBRAS	BAHAMAS	MTC	PORT EVERGLADES	04/17/2003	F06	0.90	152143	320470	24.1610
8	MARTIN	VPEM	ST. ROSE	MTC	PALM BEACH	04/12/2003	F06	1.00	152024	149972	25.3550
9	MARTIN	VPEM	MARRERO	MTC	PALM BEACH	04/28/2003	F06	0.97	152429	146523	25.1700
10	TURKEY POINT	VPEM	BAHAMAS	MTC	FISHER ISLAND	04/17/2003	F06	1.00	153476	144938	25.9230
11	PT. EVERGLADES	WPI	BAHAMAS	MTC	PORT EVERGLADES	04/04/2003	F06	0.99	150976	102625	32.9270
12	MANATEE	GLENCORE	CHILE	S	PORT MANATEE	04/03/2003	F06	0.80	150571	311897	31.3080
13	MARTIN	VITOL	BAHAMAS	S	PALM BEACH	04/05/2003	F06	0.70	150905	99786	39.7200
14	MARTIN	VITOL	BAHAMAS	S	PALM BEACH	04/11/2003	F06	0.72	150833	58274	38.6800
15	MARTIN	VITOL	BAHAMAS	S	PALM BEACH	04/11/2003	F06	0.70	151143	39498	39.7310
16	MARTIN	VITOL	BAHAMAS	S	PALM BEACH	04/17/2003	F06	0.69	151667	98181	39.1310
17	MANATEE	VITOL	BAHAMAS	S	PORT MANATEE	04/29/2003	F06	0.96	151929	316014	29.8660
18	MANATEE	VPEM	CHILE	S	PORT MANATEE	04/11/2003	F06	0.95	152452	332914	24.0730
19	PUTNAM	COLONIAL	NA-TRUCK DELIVERY			04/09/2003	F03	N/A	N/A	15912	53.7600
20	MARTIN	PORT	NA-TRUCK DELIVERY			04/20/2003	F03	N/A	N/A	9289	48.0000
21	PT. EVERGLADES	AMERIGAS	NA-TRUCK DELIVERY	STC		04/17/2003	PRO	N/A	N/A	15	45.9900
22	TURKEY POINT	AMERIGAS	NA-TRUCK DELIVERY	STC		04/15/2003	PRO	N/A	N/A	7	48.1300
23	RIVIERA	FERREL GAS	NA-TRUCK DELIVERY	STC		04/25/2003	PRO	N/A	N/A	4	44.7000
24	RIVIERA	FERRELL	NA-TRUCK DELIVERY	STC		04/04/2003	PRO	N/A	N/A	6	51.3600
25	RIVIERA	FERRELL	NA-TRUCK DELIVERY	STC		04/11/2003	PRO	N/A	N/A	5	47.5400
26	RIVIERA	FERRELL	NA-TRUCK DELIVERY	STC		04/18/2003	PRO	N/A	N/A	6	46.7400
27	MARTIN	INDIANTOWN	NA-TRUCK DELIVERY	STC		04/22/2003	PRO	N/A	N/A	11	49.1400

MONTHLY REPORT OF COST AND QUALITY OF FUEL OIL FOR ELECTRIC PLANTS
 ORIGIN, VOLUME, DELIVERED PRICE AND AS RECEIVED QUANTITY

1. REPORTING MONTH: APR YEAR: 2003

2. REPORTING COMPANY: FLORIDA POWER & LIGHT COMPANY

3. NAME, TITLE, TELEPHONE NUMBER OF CONTACT PERSON CONCERNING DATA
 SUBMITTED ON THIS FORM: RITA MCLELLAN, REGULATORY AFFAIRS, (305) - 552- 4069

4. SIGNATURE OF OFFICIAL SUBMITTING REPORT: *Michael Robinson*

5. DATE COMPLETED: 06/17/2003

LINE NO	PLANT	SUPPLIER	SHIPPING POINT	PURCHASE TYPE	DELIVERY LOCATION	DELIVERY DATE	TYPE OIL	SULFUR (%)	BTU CONTENT (BTU / GAL)	VOLUME (BBL)	PRICE (\$/BBL)
28	CAPE CANAVERAL	SUBURBAN	NA-TRUCK DELIVERY	STC		04/03/2003	PRO	N/A	N/A	6	65.8600
29	MANATEE	SUBURBAN	NA-TRUCK DELIVERY	STC		04/04/2003	PRO	N/A	N/A	14	65.8300

EDITED COPY

MONTHLY REPORT OF COST AND QUALITY OF FUEL OIL FOR ELECTRIC PLANTS
DETAIL OF INVOICE AND TRANSPORTATION CHARGES

FPSC FORM NO. 423-1 (a)

1. REPORTING MONTH: APR YEAR: 2003
2. REPORTING COMPANY: FLORIDA POWER LIGHT COMPANY

3. NAME, TITLE TELEPHONE NUMBER OF CONTACT PERSON CONCERNING DATA
SUBMITTED ON THIS FORM: RITA MCLELLAN, REGULATORY AFFAIRS, (305) 552 - 4069

4. SIGNATURE OF OFFICIAL SUBMITTING REPORT: *Michael Robinson*

5. DATE COMPLETED: 06/17/2003

(A) LINE NO.	(B) PLANT	(C) SUPPLIER	(D) DELIVERY LOCATION	(E) DELIVERY DATE	(F) TYPE OIL	(G) VOLUME (BBLs)	(H) INVOICE PRICE (\$/BBL)	(I) INVOICE AMOUNT (\$)	(J) DISCOUNT (\$)	(K) NET AMOUNT (\$)	(L) NET PRICE (\$/BBL)	(M) QUALITY ADJUST. (\$/BBL)	(N) EFFECTIVE PUR PRICE (\$/BBL)	(O) TRANSP TO TERM (\$/BBL)	(P) ADDITIONAL TRANS CHGS (\$/BBL)	(Q) OTHER CHGS (\$/BBL)	(R) DELIVERED PRICE (\$/BBL)
1	CAPE CANAVERAL	FAMM	PORT CANAVERAL	04/19/2003	F06	99586											32.1695
2	CAPE CANAVERAL	FAMM	PORT CANAVERAL	04/28/2003	F06	169399											25.0425
3	RIVIERA	FAMM	RIVIERA	04/24/2003	F06	150679											31.6100
4	SANFORD	FAMM	JACKSONVILLE	04/18/2003	F06	70047											32.8801
5	MARTIN	GLENCORE	PALM BEACH	04/16/2003	F06	143822											36.9499
6	MARTIN	GLENCORE	PALM BEACH	04/26/2003	F06	146760											29.1279
7	PT. EVERGLADES	PETROBRAS	PORT EVERGLADES	04/17/2003	F06	320470											24.4052
8	MARTIN	VPEM	PALM BEACH	04/12/2003	F06	149972											25.7929
9	MARTIN	VPEM	PALM BEACH	04/28/2003	F06	146523											25.6079
10	TURKEY POINT	VPEM	FISHER ISLAND	04/17/2003	F06	144938											26.7059
11	PT. EVERGLADES	WPI	PORT EVERGLADES	04/04/2003	F06	102625											33.1712
12	MANATEE	GLENCORE	PORT MANATEE	04/03/2003	F06	311897											31.5437
13	MARTIN	VITOL	PALM BEACH	04/05/2003	F06	99786											40.1579
14	MARTIN	VITOL	PALM BEACH	04/11/2003	F06	58274											39.1179
15	MARTIN	VITOL	PALM BEACH	04/11/2003	F06	39498											40.1689
16	MARTIN	VITOL	PALM BEACH	04/17/2003	F06	98181											39.5689
17	MANATEE	VITOL	PORT MANATEE	04/29/2003	F06	316014											30.1017
18	MANATEE	VPEM	PORT MANATEE	04/11/2003	F06	332914											24.3087
19	PPN	COLONIAL		04/09/2003	F03	15912											53.7600
20	MARTIN	PORT		04/20/2003	F03	9289											48.0000
21	PT. EVERGLADES	AMERIGAS		04/17/2003	PRO	15	45.9900	690	0	690	45.9900	0.0000	45.9900	0.0000	0.0000	0.0000	45.9900
22	TURKEY POINT	AMERIGAS		04/15/2003	PRO	7	48.1300	337	0	337	48.1300	0.0000	48.1300	0.0000	0.0000	0.0000	48.1300
23	RIVIERA	FERREL GAS		04/25/2003	PRO	4	44.7000	179	0	179	44.7000	0.0000	44.7000	0.0000	0.0000	0.0000	44.7000
24	RIVIERA	FERRELL		04/04/2003	PRO	6	51.3600	308	0	308	51.3600	0.0000	51.3600	0.0000	0.0000	0.0000	51.3600
25	RIVIERA	FERRELL		04/11/2003	PRO	5	47.5400	238	0	238	47.5400	0.0000	47.5400	0.0000	0.0000	0.0000	47.5400
26	RIVIERA	FERRELL		04/18/2003	PRO	6	46.7400	280	0	280	46.7400	0.0000	46.7400	0.0000	0.0000	0.0000	46.7400
27	MARTIN	INDIANTOWN		04/22/2003	PRO	11	49.1400	541	0	541	49.1400	0.0000	49.1400	0.0000	0.0000	0.0000	49.1400
28	CAPE CANAVERAL	SUBURBAN		04/03/2003	PRO	6	65.8600	395	0	395	65.8600	0.0000	65.8600	0.0000	0.0000	0.0000	65.8600
29	MANATEE	SUBURBAN		04/04/2003	PRO	14	65.8300	922	0	922	65.8300	0.0000	65.8300	0.0000	0.0000	0.0000	65.8300


FPSC FORM NO. 423-1(b)

MONTHLY REPORT OF COST AND QUALITY OF FUEL OIL FOR ELECTRIC PLANTS
 REPORT OF ADJUSTMENTS TO PREVIOUS OIL DELIVERIES

1. REPORTING MONTH: APRIL YEAR: 2003

3. NAME, TITLE, & TELEPHONE NUMBER OF CONTACT PERSON CONCERNING DATA
 SUBMITTED ON THIS FORM: RITA McLELLAN, REGULATORY AFFAIRS,

2. REPORTING COMPANY: FLORIDA POWER & LIGHT COMPANY

4. SIGNATURE OF OFFICIAL SUBMITTING REPORT: 

5. DATE COMPLETE 6/15/2003

LINE NO.	MONTH REPORTED	FORM PLANT NAME	SUPPLIER	ORIGINAL LINE NUMBER	OLD VOLUME (BBLS)	FORM NO.	COLUMN DESIGNATOR & TITLE	OLD VALUE	NEW VALUE	NEW DELIVERED PRICE (\$/BBL)	REASON FOR REVISION
(A)	(B)	(C)	(D)	(E)	(F)	(G)	(H)	(I)	(J)	(K)	(L)
1	NONE										

MONTHLY REPORT OF COST AND QUALITY OF COAL FOR ELECTRIC PLANTS
ORIGIN, TONNAGE, DELIVERED PRICE AND AS RECEIVED QUALITY

EDITED COPY

1. Report For Month/Yr: **April 2003**

4. Name, Title & Telephone Number of Contact
Person Concerning Data Submitted on this Form: **Korel M. Dublin (305-552-4910)**

2. Reporting Company: **Florida Power & Light**

5. Signature of Official Submitting Report:

Ken Brockway

3. Plant Name: **St. Johns River Power Park (SJRPP)**

6. Date Completed:

May 9, 2003

Line No.	Supplier Name	Mine Location	Purchase Type	Transportation Mode	Tons	Effective Purchase Price (\$/Ton)	Total Trans. Cost (\$/Ton)	FOB Plant Price (\$/Ton)	As Received Coal Quality			
									Sulfur Content (%)	Btu Content (%)	Ash Content (%)	Moisture Content (%)
(a)	(b)	(c)	(d)	(e)	(f)	(g)	(h)	(i)	(j)	(k)	(l)	(m)
1	Aimcor	,VI,	S	OC	8,335			12.70	3.54	14,065	0.44	8.93
2	Coal Marketing Company	45,IM,999	LTC	OC	29,030			35.35	0.65	11,835	7.46	10.77
3	Conoco Inc.	,LA,	LTC	OC	6,155			17.67	6.38	14,553	0.34	3.83
4	DTE Clover, LLC	08,KY,095	LTC	UR	17,024			39.65	1.26	12,555	9.67	6.78
5	TCP Petcoke Corporation	,TX,	LTC	OC	6,575			17.47	6.81	14,007	0.17	6.90

MONTHLY REPORT OF COST AND QUALITY OF COAL FOR ELECTRIC PLANTS
 DETAIL OF INVOICE PURCHASE PRICE

EDITED COPY

1. Report For Month/Yr: **April 2003**

4. Name, Title & Telephone Number of Contact
 Person Concerning Data Submitted on this Form: **Korel M. Dubin (305-552-4910)**

2. Reporting Company: **Florida Power & Light**

5. Signature of Official Submitting Report:



3. Plant Name: **St. Johns River Power Park (SJRPP)**

6. Date Completed: **May 9, 2003**

Line No.	Supplier Name	Mine Location	Purchase Type	Tons	FOB Mine Price (\$/Ton)	Short Haul & Loading Charge	Original Invoice Price (\$/Ton)	Retro-active Price Increases (\$/Ton)	Base Price (\$/Ton)	Quality Adjustments (\$/Ton)	Effective Purchase Price (\$/Ton)
(a)	(b)	(c)	(d)	(e)	(f)	(g)	(h)	(i)	(j)	(k)	(l)
1	Aimcor	,VI,	S	8,335		0.00		0.00		0.00	
2	Coal Marketing Company	45,IM,999	LTC	29,030		0.00		0.00		0.00	
3	Conoco Inc.	,LA,	LTC	6,155		0.00		0.00		0.00	
4	DTE Clover, LLC	08,KY,095	LTC	17,024		0.00		0.00		0.00	
5	TCP Petcoke Corporation	,TX,	LTC	6,575		0.00		0.00		0.00	

MONTHLY REPORT OF COST AND QUALITY OF COAL FOR ELECTRIC PLANTS
 DETAIL OF TRANSPORTATION CHARGES

EDITED COPY

1. Report For Month/Yr: **April 2003**

4. Name, Title & Telephone Number of Contact Person Concerning Data Submitted on this Form: **Korel M. Dubin (305-552-4910)**

2. Reporting Company: **Florida Power & Light**

5. Signature of Official Submitting Report:



3. Plant Name: **St. Johns River Power Park (SJRPP)**

6. Date Completed:

May 9, 2003

Line No.	Supplier Name	Mine Location	Shipping Point	Transportation Mode	Tons	Effective Purchase Price (\$/Ton)	Short Haul & Loading Charge (\$/Ton)	Rail Charges		Waterborne Charges					Total Transport Charges (\$/Ton)	FOB Plant Price (\$/Ton)
								Rail Rate (\$/Ton)	Other Rail Charges (\$/Ton)	River Barge Rate (\$/Ton)	Trans-loading Rate (\$/Ton)	Ocean Barge Rate (\$/Ton)	Other Water Charges (\$/Ton)	Related Charges (\$/Ton)		
(a)	(b)	(c)	(d)	(e)	(f)	(g)	(h)	(i)	(j)	(k)	(l)	(m)	(n)	(o)	(p)	(q)
1	Aimcor	,VI,	AIMCOR ST. CRO	OC	8,335		0.00	0.00	0.00	0.00	0.00	0.00	0.00	0.00		12.70
2	Coal Marketing Company	45,IM,999	EL CERREJON	OC	29,030		0.00	0.00	0.00	0.00	0.00	0.00	0.00	0.00		35.35
3	Conoco Inc.	,LA,	CONOCO REFINE	OC	6,155		0.00	0.00	0.00	0.00	0.00	0.00	0.00	0.00		17.67
4	DTE Clover, LLC	08,KY,095	CLOVER DTE	UR	17,024		0.00	0.00	0.00	0.00	0.00	0.00	0.00	0.00		39.65
5	TCP Petcoke Corporation	,TX,	TCP-DOMESTIC	OC	6,575		0.00	0.00	0.00	0.00	0.00	0.00	0.00	0.00		17.47

**MONTHLY REPORT OF COST AND QUALITY OF COAL FOR ELECTRIC PLANTS
ORIGIN, TONNAGE, DELIVERED PRICE, AND AS RECEIVED QUALITY**

1. Reporting Month: **March** Year: **2003**
 2. Reporting Company: **FLORIDA POWER & LIGHT COMPANY**
 3. Plant Name: **R.W.SCHERER**

4. Name, Title & Telephone Number of Contact Person Concerning Data
 Submitted on this Form: Korel M. Dubin
 (305) 552-4910

5. Signature of Official Submitting Report:



6. Date Completed: **09-May-03**

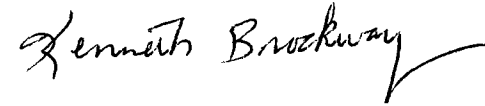
<u>Line No.</u> (a)	<u>Supplier Name</u> (b)	<u>Mine Location</u> (c)	<u>Purchase Type</u> (d)	<u>Transport Mode</u> (e)	<u>Tons</u> (f)	<u>Purchase Price (\$/Ton)</u> (g)	<u>Effective Transport Charges (\$/Ton)</u> (h)	<u>Total FOB Plant Price (\$/Ton)</u> (i)	<u>Sulfur Content (%)</u> (j)	<u>Btu Content (Btu/lb)</u> (k)	<u>Ash Content (%)</u> (l)	<u>Moisture Content (%)</u> (m)
(1)	AEI COAL SALES	08/KY/159	MTC	UR	35,712.96	49.672	13.30	62.972	0.63	12,409	8.35	7.75
(2)	JACOBS RANCH	19/WY/5	S	UR	12,149.91	4.620	22.72	27.340	0.45	8,677	5.59	28.07
(3)	TRITON COAL CO	19/WY/5	S	UR	38,174.42	9.721	22.79	32.511	0.22	8,768	4.35	27.36
(4)	ARCH COAL SALES	19/WY/5	S	UR	52,789.88	6.791	22.79	29.581	0.30	8,795	5.56	26.80
(5)	AEI COAL SALES	08/WV/59	MTC	UR	2,378.65	48.274	13.35	61.624	0.67	12,104	11.36	7.00

**MONTHLY REPORT OF COST AND QUALITY OF COAL FOR ELECTRIC PLANTS
DETAILED PURCHASED COAL INVOICE INFORMATION**

1. Reporting Month: **March** Year: **2003**
 2. Reporting Company: **FLORIDA POWER & LIGHT COMPANY**
 3. Plant Name: **R.W.SCHERER**

4. Name, Title & Telephone Number of Contact Person Concerning Data
 Submitted on this Form: **Korel M. Dubin**
 (305) 552-4910

5. Signature of Official Submitting Report:



6. Date Completed: **09-May-03**

<u>Line No.</u>	<u>Supplier Name</u>	<u>Mine Location</u>	<u>Purch. Type</u>	<u>Tons</u>	<u>FOB Mine Price (\$/Ton)</u>	<u>Shorthaul & Loading Charges (\$/Ton)</u>	<u>Original Invoice Price (\$/Ton)</u>	<u>Retroactive Price Increase (\$/Ton)</u>	<u>Base Price (\$/Ton)</u>	<u>Quality Adjustments (\$/Ton)</u>	<u>Effective Purchase Price (\$/Ton)</u>
(a)	(b)	(c)	(d)	(e)	(f)	(g)	(h)	(i)	(j)	(k)	(l)
(1)	AEI COAL SALES	08/KY/159	MTC	35,712.96	47.711	-	47.711	-	47.711	1.961	49.672
(2)	JACOBS RANCH	19/WY/5	S	12,149.91	4.922	-	4.922	-	4.922	(0.302)	4.620
(3)	TRITON COAL CO	19/WY/5	S	38,174.42	8.763	-	8.763	-	8.763	0.958	9.721
(4)	ARCH COAL SALES	19/WY/5	S	52,789.88	6.795	-	6.795	-	6.795	(0.004)	6.791
(5)	AEI COAL SALES	08/WV/59	MTC	2,378.65	47.776	-	47.776	-	47.776	0.498	48.274

**MONTHLY REPORT OF COST AND QUALITY OF COAL FOR ELECTRIC PLANTS
DETAILED TRANSPORTATION INVOICE INFORMATION**

1. Reporting Month: **March** Year: **2003**
 2. Reporting Company: **FLORIDA POWER & LIGHT COMPANY**
 3. Plant Name: **R.W.SCHERER**

4. Name, Title & Telephone Number of Contact Person Concerning Data
 Submitted on this Form: **Korel M. Dubin**
 (305) 552-4910

5. Signature of Official Submitting Report: *Kenneth Brookway*

6. Date Completed: **09-May-03**

Line No.	Supplier Name	Mine Location	Shipping Point	Transport Mode	Tons	Effective Purchase Price (\$/Ton)	Additional Shorthaul & Loading Charges (\$/Ton)	Rail Charges		Waterborne Charges				Other Related Charges (\$/Ton)	Total Transportation Charges (\$/Ton)	FOB Plant Price (\$/Ton)
								Rail Rate (\$/Ton)	Other Rail Charges (\$/Ton)	River Barge Rate (\$/Ton)	Trans-loading Rate (\$/Ton)	Ocean Barge Rate (\$/Ton)	Other Water Charges (\$/Ton)			
(a)	(b)	(c)	(d)	(e)	(f)	(g)	(h)	(i)	(j)	(k)	(l)	(m)	(n)	(o)	(p)	(q)
(1)	AEI COAL SALES	08/KY/159	PONTIKI, KY.	UR	35,712.96	49.672	-	13.30	-	-	-	-	-	-	13.30	62.972
(2)	JACOBS RANCH	19/WY/5	JACOBS JCT, WY	UR	12,149.91	4.620	-	22.72	-	-	-	-	-	-	22.72	27.340
(3)	TRITON COAL CO	19/WY/5	N. ROCHELL JCT, WY	UR	38,174.42	9.721	-	22.79	-	-	-	-	-	-	22.79	32.511
(4)	ARCH COAL SALES	19/WY/5	THUNDER JCT, WY	UR	52,789.88	6.791	-	22.79	-	-	-	-	-	-	22.79	29.581
(5)	AEI COAL SALES	08/WV/59	MARROWBONE, WV	UR	2,378.65	48.274	-	13.35	-	-	-	-	-	-	13.35	61.624

CERTIFICATE OF SERVICE

I, THE UNDERSIGNED COUNSEL, HEREBY CERTIFY that copies of Florida Power & Light Company's forms 423-1, 423-1(a) edited, and 423-1(b) for the month of April 2003, copies of St. Johns River Power Park edited forms 423-2, 423-2(a), and 423-2(b) for the month of April 2003; and copies of Plant Scherer forms 423-2, 423-2(a), and 423-2(b) for the month of March, 2003 have been served via first class mail, postage prepaid to the parties listed below, this 30th day of June, 2003

Wm. Cochran Keating, IV, Esq.
Division of Legal Services
Florida Public Service Commission
2540 Shumard Oak Blvd.
Tallahassee, Florida 32399-0850

Lee L. Willis, Esq.
James D. Beasley, Esq.
Ausley & McMullen
Attorneys for TECO
P.O. Box 391
Tallahassee, Florida 32302

Robert Vandiver, Esq.
Jack Shreve, Esq.
Office of Public Counsel
111 West Madison Street
Room 812
Tallahassee, Florida 32399

James A. McGee, Esq.
Florida Power Corporation
P.O. Box 14042
St. Petersburg, Florida 33733

Norman H. Horton, Esq.
Floyd R. Self, Esq.
Messer, Caparello & Self
Attorneys for FPUC
P.O. Box 1876
Tallahassee, Florida 32302-1876

Joseph A. McGlothlin, Esq.
Vicki Gordon Kaufman, Esq.
McWhirter, Reeves, McGlothlin,
Davidson, et al.
Attorneys for FIPUG
117 South Gadsden Street
Tallahassee, Florida 32301

John W. McWhirter, Jr., Esq.
McWhirter, Reeves, McGlothlin,
Davidson, et al.
Attorneys for FIPUG
400 North Tampa Street, Suite 2450
Tampa, Florida 33602


Jeffrey A. Stone, Esq.
Russell A. Badders, Esq.
Beggs & Lane
Attorneys for Gulf Power
P.O. Box 12950
Pensacola, Florida 32591-2950

Mr. George Bachman
Florida Public Utilities Co.
P.O. Box 3395
West Palm Beach, Florida 33402

Ms. Angela Llewellyn
Regulatory Specialist
*Regulatory & Business Specialist
Tampa Electric Co.
P.O. Box 111
Tampa, Florida 33601

Susan D. Ritenour
Richard McMillan
Gulf Power Company
One Energy Place
Pensacola, FL 32520-0780

Paul Lewis, Jr./Bonnie Davis
Progress Energy Florida, Inc.
106 East College Avenue
Suite 800
Tallahassee, FL 32301-7740



R. Wade Litchfield