



**JAMES A. MCGEE**  
ASSOCIATE GENERAL COUNSEL

July 18, 2003

Ms. Blanco S. Bayo, Director  
Division of the Commission Clerk  
and Administrative Services  
Florida Public Service Commission  
2540 Shumard Oak Blvd.  
Tallahassee, Florida 32399-0850

Re: Docket No. 030001-EI

Dear Ms. Bayo:

Enclosed for filing on behalf of Progress Energy Florida, Inc. is ten (10) copies of FPSC 423 Forms for the month of May 2003. Forms 423-1A, 423-2, 423-2A, 423-2B, and 423-2C contained in this filing have been edited to delete certain confidential information. Progress Energy Florida, Inc.'s Request for Specified Confidential Treatment, which includes an unedited copy of the 423 Forms, has been submitted for filing this date under separate cover.

Please acknowledge your receipt and filing of the above on the enclosed copy of this letter and return same to me.

Very truly yours,

A handwritten signature in black ink, appearing to read "James A. McGee".

James A. McGee

JAM/sc  
Enclosures  
cc: Parties of Record

DOCUMENT CONTROL  
06489 JUL 21 0  
FPSC-COMMISSION CLERK

CERTIFICATE OF SERVICE

Docket No. 030001-EI

I HEREBY CERTIFY that a true copy of Progress Energy Florida, Inc.'s FPSC 423 Forms for the month of May 2003 has been furnished to the following individuals by regular U.S. Mail this 18<sup>th</sup> day of July 2003.

John Butler  
Steel, Hector & Davis  
200 S. Biscayne Blvd.  
Suite 4000  
Tallahassee, FL 32301-1804

Stephen C. Burgess, Esquire  
Office of the Public Counsel  
111 West Madison Street  
Room 812  
Tallahassee, FL 32399-1400

Jeffrey A. Stone, Esquire  
Russell A. Badders, Esquire  
Beggs and Lane  
P. O. Box 12950  
Pensacola, FL 32576-2950


Vicki Gordon Kaufman, Esquire  
McWhirter, Reeves  
117 S. Gadsden Street  
Tallahassee, FL 32301

Lee L. Willis, Esquire  
James D. Beasley, Esquire  
Ausley & McMullen  
P. O. Box 391  
Tallahassee, FL 32302

John McWhirter, Jr.  
McWhirter, Reeves, McGlothlin,  
Davidson, Decker, Kaufman,  
Arnold & Steen, P.A.  
400 North Tampa Street  
Suite 2450  
Tampa, FL 33601

Wm. Cochran Keating, IV  
Staff Counsel  
Florida Public Service Commission  
2540 Shumard Oak Boulevard  
Tallahassee, FL 32399-0850

Norman Horton, Jr., Esquire  
Messer, Caparello & Self  
P. O. Box 1876  
Tallahassee, FL 32302

  
\_\_\_\_\_  
Attorney

MONTHLY REPORT OF COST AND QUALITY OF FUEL FOR ELECTRIC PLANTS  
ORIGIN, VOLUME, DELIVERED PRICE AND AS RECEIVED QUALITY

1 REPORTING MONTH: 05/2003  
2. REPORTING COMPANY: FLORIDA POWER CORPORATION

3. NAME, TITLE TELEPHONE NUMBER OF CONTACT PERSON CONCERNING DATA

SUBMITTED ON THIS FORM. JIMMY L WILSON, PROJECT ANALYST (919) 546-2132

4 SIGNATURE OF OFFICIAL SUBMITTED REPORT

*Pam Murphy*  
PAM MURPHY - DIRECTOR GAS & OIL TRADING

5 DATE COMPLETED 07/02/2003

LINE NO	PLANT NAME	SUPPLIER NAME	DELIVERY LOCATION	DELIVERY DATE	TYPE OIL	VOLUME (Bbl)	INVOICE PRICE	INVOICE AMOUNT	DISCOUNT	NET AMOUNT	NET PRICE	QUALITY	EFFECTIVE TRANSPORT		ADDITIONAL TRANSPORT	OTHER CHARGES	DELIVERED PRICE
							(\$/Bbl)	(\$)	(\$)	(\$)	(\$/Bbl)	(\$/Bbl)	PRICE (\$/Bbl)	TO TERMINAL (\$/Bbl)			
(a)	(b)	(c)	(d)	(e)	(f)	(g)	(h)	(i)	(j)	(k)	(l)	(m)	(n)	(o)	(p)	(q)	(r)
1	Anclote	BP Amoco Oil	FOB PLANT	5/2003	FO2	529									\$0 00		\$34 93
2	Avon Park Peakers	BP Amoco Oil	FOB PLANT	5/2003	FO2	882									\$0 00		\$34 43
3	Bartow Peakers	Central Oil	FOB PLANT	5/2003	FO2	11,298									\$0 00		\$33 75
4	Bartow Steam Plant	RIO Energy International, Inc	FOB TERMI	5/2003	FO6	466,459									\$0 00		\$24 57
5	Bartow Steam Plant	RIO Energy International, Inc	FOB TERMI	5/2003	FO6	214,048									\$0 00		\$22 92
6	Bartow Steam Plant	RIO Energy International, Inc	FOB TERMI	5/2003	FO6	195,949									\$0 00		\$22 92
7	Bayboro Peakers	Central Oil	FOB PLANT	5/2003	FO2	19,641									\$0 00		\$34 09
8	Crystal River	BP Amoco Oil	FOB PLANT	5/2003	FO2	1,634									\$0 00		\$34 27
9	Crystal River	BP Amoco Oil	FOB PLANT	5/2003	FO2	9,497									\$0 00		\$31 75
10	Debary Peakers	BP Amoco Oil	FOB PLANT	5/2003	FO2	177									\$0 00		\$36 33
11	Debary Peakers	BP Amoco Oil	FOB PLANT	5/2003	FO2	45,182									\$0 00		\$36 50
12	Higgins Peakers	BP Amoco Oil	FOB PLANT	5/2003	FO2	8,305									\$0 00		\$37.99
13	Hines Energy Complex	NO DELIVERIES															
14	Intercession City Peakers	BP Amoco Oil	FOB PLANT	5/2003	FO2	23,697									\$0 00		\$34 97
15	Rio Pinar Peakers	BP Amoco Oil	FOB PLANT	5/2003	FO2	2,123									\$0 00		\$35.29
16	Suwannee Peakers	BP Amoco Oil	FOB PLANT	5/2003	FO2	5,683									\$0 00		\$34 03
17	Suwannee Peakers	BP Amoco Oil	FOB PLANT	5/2003	FO2	9,757									\$0 00		\$34.03
18	Suwannee Peakers	Sommers Oil Co	FOB PLANT	5/2003	FO2	7,214									\$0 00		\$35 49
19	Suwannee Steam Plant	Texpar Energy, Inc	FOB PLANT	5/2003	FO6	25,389									\$0 00		\$36.21



**MONTHLY REPORT OF COST AND QUALITY OF COAL FOR ELECTRIC PLANTS  
ORIGIN, TONNAGE, DELIVERED PRICE AND AS RECEIVED QUALITY**


1. Report for: Mo. May 2003

2. Reporting Company: Florida Power Corporation

3. Plant Name: Transfer Facility - IMT

4. Name, Title and Telephone Number of Contact Person Concerning Data Submitted on this Form  
David S. Williams, Business Financial Analyst  
(727) 824-6642

5. Signature of Official Submitting Report



David S. Williams, Business Financial Analyst

6. Date Completed: July 15, 2003

Line No.	Supplier Name	Mine Location	Purchase Type	Transportation Mode	Tons	Effective Purchase Price (\$/Ton)	Total Transportation Cost (\$/Ton)	F.O.B. Plant Price (\$/Ton)	As Received Coal Quality			
									Percent Sulfur (%)	Btu Content (Btu/lb)	Percent Ash (%)	Percent Moisture (%)
(a)	(b)	(c)	(d)	(e)	(f)	(g)	(h)	(i)	(j)	(k)	(l)	(m)
1	Emerald International Corp.	25 , IM , 999	S	GB	15,330			\$38.60	0.55	12,983	6.17	7.25
2	Emerald International Corp.	45 , IM , 999	S	GB	22,050			\$36.35	0.53	12,305	7.06	8.50
3	Massey Coal Sales Co., Inc.	08 , WV , 5	MTC	B	55,240			\$59.11	0.71	12,260	12.09	5.97
4	Marmet Synfuel, LLC	08 , WV , 39	S	B	38,319			\$60.86	0.66	13,026	7.09	7.79

**MONTHLY REPORT OF COST AND QUALITY OF COAL FOR ELECTRIC PLANTS  
ORIGIN, TONNAGE, DELIVERED PRICE AND AS RECEIVED QUALITY**

1. Report for: Mo. May 2003

2. Reporting Company: Florida Power Corporation

3. Plant Name: Crystal River 1 & 2

4. Name, Title and Telephone Number of Contact  
Person Concerning Data Submitted on this Form  
David S. Williams, Business Financial Analyst  
(727) 824-6642

5. Signature of Official Submitting Report

  
David S. Williams, Business Financial Analyst

6. Date Completed: July 15, 2003

Line No.	Supplier Name	Mine Location	Purchase Type	Transportation Mode	Tons	Effective Purchase Price (\$/Ton)	Total Transportation Cost (\$/Ton)	F.O.B. Plant Price (\$/Ton)	As Received Coal Quality			
									Percent Sulfur (%)	Btu Content (Btu/lb)	Percent Ash (%)	Percent Moisture (%)
(a)	(b)	(c)	(d)	(e)	(f)	(g)	(h)	(i)	(j)	(k)	(l)	(m)
1	AEP Coal Company, Inc.	08 , Ky , 195	MTC	UR	67,763			\$53.54	1.08	12,596	9.50	6.79
2	Consolidated Coal Sales	08 , Ky , 133	MTC	UR	68,539			\$56.89	1.09	12,641	7.97	7.77
3	Massey Coal Sales Company, Inc.	08 , Ky , 195	MTC	UR	38,416			\$56.89	0.99	12,564	9.24	7.00
4	Transfer Facility	N/A	N/A	OB	N/A			N/A	N/A	N/A	N/A	N/A

**MONTHLY REPORT OF COST AND QUALITY OF COAL FOR ELECTRIC PLANTS  
ORIGIN, TONNAGE, DELIVERED PRICE AND AS RECEIVED QUALITY**


1. Report for: Mo. May 2003

2. Reporting Company: Florida Power Corporation

3. Plant Name: Crystal River 4 & 5

4. Name, Title and Telephone Number of Contact Person Concerning Data Submitted on this Form  
David S. Williams, Business Financial Analyst  
(727) 824-6642

5. Signature of Official Submitting Report

  
David S. Williams, Business Financial Analyst

6. Date Completed: July 15, 2003

Line No.	Supplier Name	Mine Location	Purchase Type	Transportation Mode	Tons	Effective Purchase Price (\$/Ton)	Total Transportation Cost (\$/Ton)	F.O.B. Plant Price (\$/Ton)	As Received Coal Quality			
									Percent Sulfur (%)	Btu Content (Btu/lb)	Percent Ash (%)	Percent Moisture (%)
(a)	(b)	(c)	(d)	(e)	(f)	(g)	(h)	(i)	(j)	(k)	(l)	(m)
1	AEP Coal Company, Inc.	08 , Ky , 195	LTC	UR	18,610			\$54.64	0.69	12,440	10.10	6.95
2	AEP Coal Company, Inc.	08 , Ky , 195	LTC	UR	9,663			\$49.64	0.73	12,721	8.97	6.38
3	Alliance Coal Sales Corp.	08 , Ky , 195	MTC	UR	29,668			\$55.14	0.61	12,833	8.12	6.20
4	Alliance Coal Sales Corp.	08 , Ky , 195	MTC	UR	9,441			\$48.89	0.49	12,815	7.92	6.44
5	Amvest Coal Sales, Inc.	08 , WV , 67	MTC	UR	9,427			\$60.06	0.73	12,586	11.38	4.86
6	Massey Coal Sales Co., Inc.	08 , WV , 45	LTC	UR	47,942			\$58.56	0.69	12,543	10.19	6.70
7	Transfer Facility	N/A	N/A	OB	214,787			\$64.75	0.67	12,307	9.39	8.70


**MONTHLY REPORT OF COST AND QUALITY OF COAL FOR ELECTRIC PLANTS  
ORIGIN, TONNAGE, DELIVERED PRICE AND AS RECEIVED QUALITY**

1. Report for: Mo. May 2003

2. Reporting Company: Florida Power Corporation

3. Plant Name: Transfer Facility - IMT

4. Name, Title and Telephone Number of Contact Person Concerning Data Submitted on this Form  
David S. Williams, Business Financial Analyst  
(727) 824-6642

5. Signature of Official Submitting Report  
  
David S. Williams, Business Financial Analyst

6. Date Completed: July 15, 2003

Line No.	Supplier Name	Mine Location	Purchase Type	Tons	F.O.B. Mine Price (\$/Ton)	Short Haul & Loading Charges (\$/Ton)	Original Invoice Price (\$/Ton)	Retro-active Price Inc(Dec) (\$/Ton)	Base Price (\$/Ton)	Quality Adjustments (\$/Ton)	Effective Purchase Price (\$/Ton)
(a)	(b)	(c)	(d)	(e)	(f)	(g)	(h)	(i)	(j)	(k)	(l)
1	Emerald International Corp.	25 , IM , 999	S	15,330		\$0.00					
2	Emerald International Corp.	45 , IM , 999	S	22,050		\$0.00					
3	Massey Coal Sales Co., Inc.	08 , WV , 5	MTC	55,240		\$0.00					
4	Marmet Synfuel, LLC	08 , WV , 39	S	38,319		\$0.00					



MONTHLY REPORT OF COST AND QUALITY OF COAL FOR ELECTRIC PLANTS  
ORIGIN, TONNAGE, DELIVERED PRICE AND AS RECEIVED QUALITY


1. Report for: Mo. May 2003

2. Reporting Company: Florida Power Corporation

3. Plant Name: Crystal River 1 & 2

4. Name, Title and Telephone Number of Contact Person Concerning Data Submitted on this Form  
David S. Williams, Business Financial Analyst  
(727) 824-6642

5. Signature of Official Submitting Report



David S. Williams, Business Financial Analyst

6. Date Completed: July 15, 2003

Line No.	Supplier Name	Mine Location	Purchase Type	Tons	F.O.B. Mine Price (\$/Ton)	Short Haul & Loading Charges (\$/Ton)	Original Invoice Price (\$/Ton)	Retro-active Price Increases (\$/Ton)	Base Price (\$/Ton)	Quality Adjustments (\$/Ton)	Effective Purchase Price (\$/Ton)
(a)	(b)	(c)	(d)	(e)	(f)	(g)	(h)	(i)	(j)	(k)	(l)
1	AEP Coal Company, Inc.	08 , Ky , 195	MTC	67,763		\$0.00					
2	Consolidated Coal Sales	08 , Ky , 133	MTC	68,539		\$0.00					
3	Massey Coal Sales Company, Inc.	08 , Ky , 195	MTC	38,416		\$0.00					
4	Transfer Facility	N/A	N/A	N/A		N/A					

MONTHLY REPORT OF COST AND QUALITY OF COAL FOR ELECTRIC PLANTS  
ORIGIN, TONNAGE, DELIVERED PRICE AND AS RECEIVED QUALITY

1. Report for: Mo. May 2003

2. Reporting Company: Florida Power Corporation

3. Plant Name: Crystal River 4 & 5

4. Name, Title and Telephone Number of Contact Person Concerning Data Submitted on this Form  
David S. Williams, Business Financial Analyst  
(727) 824-6642

5. Signature of Official Submitting Report



David S. Williams, Business Financial Analyst

6. Date Completed: July 15, 2003

Line No.	Supplier Name	Mine Location	Purchase Type	Tons	F.O.B. Mine Price (\$/Ton)	Short Haul & Loading Charges (\$/Ton)	Original Invoice Price (\$/Ton)	Retro-active Price Increases (\$/Ton)	Base Price (\$/Ton)	Quality Adjustments (\$/Ton)	Effective Purchase Price (\$/Ton)
(a)	(b)	(c)	(d)	(e)	(f)	(g)	(h)	(i)	(j)	(k)	(l)
1	AEP Coal Company, Inc.	08 , Ky , 195	LTC	18,610		\$0.00					
2	AEP Coal Company, Inc.	08 , Ky , 195	LTC	9,663		\$0.00					
3	Alliance Coal Sales Corp.	08 , Ky , 195	MTC	29,668		\$0.00					
4	Alliance Coal Sales Corp.	08 , Ky , 195	MTC	9,441		\$0.00					
5	Amvest Coal Sales, Inc.	08 , WV , 67	MTC	9,427		\$0.00					
6	Massey Coal Sales Co., Inc.	08 , WV , 45	LTC	47,942		\$0.00					
7	Transfer Facility	N/A	N/A	214,787		\$0.00					

MONTHLY REPORT OF COST AND QUALITY OF COAL FOR ELECTRIC PLANTS  
ORIGIN, TONNAGE, DELIVERED PRICE AND AS RECEIVED QUALITY

1. Report for: Mo. May 2003

2. Reporting Company: Florida Power Corporation

3. Plant Name: Transfer Facility - IMT

4. Name, Title and Telephone Number of Contact  
Person Concerning Data Submitted on this Form  
David S. Williams, Business Financial Analyst  
(727) 824-6642

5. Signature of Official Submitting Report

  
David S. Williams, Business Financial Analyst

6. Date Completed: July 15, 2003

Line No.	Supplier Name	Mine Location	Shipping Point	Transportation Mode	Tons	Effective Purchase Price (\$/Ton)	Additional Shorthaul & Loading Charges (\$/Ton)	Rail Rate (\$/Ton)	Other Rail Charges (\$/Ton)	River Barge Rate (\$/Ton)	Trans-loading Rate (\$/Ton)	Ocean Barge Rate (\$/Ton)	Other Water Charges (\$/Ton)	Other Related Charges (\$/Ton)	Transportation Charges (\$/Ton)	F.O.B. Plant Price (\$/Ton)
(a)	(b)	(c)	(d)	(e)	(f)	(g)	(h)	(i)	(j)	(k)	(l)	(m)	(n)	(o)	(p)	(q)
1	Emerald International Corp.	25 , IM , 999	Weglokoks, Pol	GB	15,330		N/A	N/A	N/A	N/A	N/A	N/A	N/A	N/A		\$38.60
2	Emerald International Corp.	45 , IM , 999	Drummond, Colt	GB	22,050		N/A	N/A	N/A	N/A	N/A	N/A	N/A	N/A		\$36.35
3	Massey Coal Sales Co., Inc.	08 , WV , 5	Boone,Wv	B	55,240		N/A	N/A	N/A	N/A	N/A	N/A	N/A	N/A		\$59.11
4	Marmet Synfuel, LLC	08 , WV , 39	Kanawha,Wv	B	38,319		N/A	N/A	N/A	N/A	N/A	N/A	N/A	N/A		\$60.86

**MONTHLY REPORT OF COST AND QUALITY OF COAL FOR ELECTRIC PLANTS  
ORIGIN, TONNAGE, DELIVERED PRICE AND AS RECEIVED QUALITY**

- 1. Report for: Mo. May 2003
- 2. Reporting Company: Florida Power Corporation
- 3. Plant Name: Crystal River 1 & 2

4. Name, Title and Telephone Number of Contact Person Concerning Data Submitted on this Form  
David S. Williams, Business Financial Analyst  
(727) 824-6642

5. Signature of Official Submitting Report

  
David S. Williams, Business Financial Analyst


6. Date Completed: July 15, 2003

Line No.	Supplier Name	Mine Location	Shipping Point	Transportation Mode	Tons	Effective Purchase Price (\$/Ton)	Additional Shorthaul & Loading Charges (\$/Ton)	Rail Rate (\$/Ton)	Other Rail Charges (\$/Ton)	River Barge Rate (\$/Ton)	Trans-loading Rate (\$/Ton)	Ocean Barge Rate (\$/Ton)	Other Water Charges (\$/Ton)	Other Related Charges (\$/Ton)	Transportation Charges (\$/Ton)	F.O.B. Plant Price (\$/Ton)
(a)	(b)	(c)	(d)	(e)	(f)	(g)	(h)	(i)	(j)	(k)	(l)	(m)	(n)	(o)	(p)	(q)
1	AEP Coal Company, Inc.	08 , Ky , 195	Pike, Ky	UR	67,763		N/A			N/A	N/A	N/A	\$0.00	\$0.00		\$53.54
2	Consolidated Coal Sales	08 , Ky , 133	Letcher, Ky	UR	68,539		N/A			N/A	N/A	N/A	\$0.00	\$0.00		\$56.89
3	Massey Coal Sales Company, Inc.	08 , Ky , 195	Pike, Ky	UR	38,416		N/A			N/A	N/A	N/A	\$0.00	\$0.00		\$56.89
4	Transfer Facility	N/A	Plaquemines Parrish, La	OB	N/A		N/A			N/A	N/A	N/A	\$0.00	\$0.00		N/A

**MONTHLY REPORT OF COST AND QUALITY OF COAL FOR ELECTRIC PLANTS  
ORIGIN, TONNAGE, DELIVERED PRICE AND AS RECEIVED QUALITY**

- 1. Report for: Mo. May 2003
- 2. Reporting Company: Florida Power Corporation
- 3. Plant Name: Crystal River 4 & 5

4. Name, Title and Telephone Number of Contact Person Concerning Data Submitted on this Form  
David S. Williams, Business Financial Analyst  
(727) 824-6642

5. Signature of Official Submitting Report  
  
David S. Williams, Business Financial Analyst

6. Date Completed: July 15, 2003

Line No.	Supplier Name	Mine Location	Shipping Point	Transportation Mode	Tons	Effective Purchase Price (\$/Ton)	Additional Shorthaul & Loading Charges (\$/Ton)	Rail Rate (\$/Ton)	Other Rail Charges (\$/Ton)	River Barge Rate (\$/Ton)	Trans-loading Rate (\$/Ton)	Ocean Barge Rate (\$/Ton)	Other Water Charges (\$/Ton)	Other Related Charges (\$/Ton)	Transportation Charges (\$/Ton)	F.O.B. Plant Price (\$/Ton)
1	AEP Coal Company, Inc.	08 , Ky , 195	Pike, Ky	UR	18,610		N/A			N/A	N/A	N/A	\$0.00	\$0.00		\$54.64
2	AEP Coal Company, Inc.	08 , Ky , 195	Pike, Ky	UR	9,663		N/A			N/A	N/A	N/A	\$0.00	\$0.00		\$49.64
3	Alliance Coal Sales Corp.	08 , Ky , 195	Pike, Ky	UR	29,668		N/A			N/A	N/A	N/A	\$0.00	\$0.00		\$55.14
4	Alliance Coal Sales Corp.	08 , Ky , 195	Pike, Ky	UR	9,441		N/A			N/A	N/A	N/A	\$0.00	\$0.00		\$48.89
5	Amvest Coal Sales, Inc.	08 , WV , 67	Nicholas, Wv	UR	9,427		N/A			N/A	N/A	N/A	\$0.00	\$0.00		\$60.06
6	Massey Coal Sales Co., Inc.	08 , WV , 45	Logan, Wv	UR	47,942		N/A			N/A	N/A	N/A	\$0.00	\$0.00		\$58.56
7	Transfer Facility	N/A	Plaquemines Parrish, La	OB	214,787		N/A			N/A	N/A	N/A	\$0.00	\$0.00		\$64.75

**MONTHLY REPORT OF COST AND QUALITY OF COAL FOR ELECTRIC PLANTS  
REPORT OF ADJUSTMENTS TO PREVIOUS COAL DELIVERIES**


1. Report for: Mo. May 2003

2. Reporting Company: Florida Power Corporation

3. Plant Name: Transfer Facility - IMT

4. Name, Title and Telephone Number of Contact Person Concerning Data Submitted on this Form  
David S. Williams, Business Financial Analyst  
(727) 824-6642

5. Signature of Official Submitting Report

  
David S. Williams, Business Financial Analyst

6. Date Completed: July 15, 2003

Line No.	Month Reported	Form Plant Name	Intended Generating Plant	Supplier	Original Line Number	Old Volume (tons)	Form No.	Column Title	Old Value	New Value	New F.O.B. Plant Price	Reason for Revision
(a)	(b)	(c)	(d)	(e)	(f)	(g)	(h)	(i)	(j)	(k)	(l)	(m)
1	04/03	Transfer Facility-IMT		Riverside Synfuel, LLC	8	10,205	2A	(k) Quality Adjustments			\$56.73	Quality Adjustment
2	01/03	Transfer Facility-IMT		Kanawha River Terminal	8	7,890	2A	(k) Quality Adjustments			\$58.03	Quality Adjustment
3	03/03	Transfer Facility-IMT		Marmet Synfuel, LLC	8	18,484	2A	(k) Quality Adjustments			\$60.52	Quality Adjustment
4	01/03	Transfer Facility-IMT		Marmet Synfuel, LLC	10	35,463	2A	(k) Quality Adjustments			\$60.79	Quality Adjustment
5	04/03	Transfer Facility-IMT		Marmet Synfuel, LLC	7	23,196	2A	(k) Quality Adjustments			\$60.20	Quality Adjustment
6	04/03	Transfer Facility-IMT		Marmet Synfuel, LLC	6	9,725	2A	(k) Quality Adjustments			\$60.64	Quality Adjustment
7	12/01	Transfer Facility-IMT		Pen Holdings, Inc	1	16,917	2A	(k) Quality Adjustments			\$49.17	Quality Adjustment
8	01/02	Transfer Facility-IMT		Pen Holdings, Inc	1	3,390	2A	(k) Quality Adjustments			\$49.48	Quality Adjustment
9	03/02	Transfer Facility-IMT		Pen Holdings, Inc	1	1,831	2A	(k) Quality Adjustments			\$49.48	Quality Adjustment

**MONTHLY REPORT OF COST AND QUALITY OF COAL FOR ELECTRIC PLANTS  
REPORT OF ADJUSTMENTS TO PREVIOUS COAL DELIVERIES**

- 1. Report for: Mo. May 2003
- 2. Reporting Company: Florida Power Corporation
- 3. Plant Name: Crystal River 1 & 2

4. Name, Title and Telephone Number of Contact Person Concerning Data Submitted on this Form  
David S. Williams, Business Financial Analyst  
(727) 824-6642

5. Signature of Official Submitting Report

  
David S. Williams, Business Financial Analyst

6. Date Completed: July 15, 2003

Line No.	Month Reported	Form Plant Name	Intended Generating Plant	Supplier	Original Line Number	Old Volume (tons)	Form No.	Column Title	Old Value	New Value	New F.O.B. Plant Price	Reason for Revision
(a)	(b)	(c)	(d)	(e)	(f)	(g)	(h)	(i)	(j)	(k)	(l)	(m)
1	04/03	CR1&2	CR1&2	AEP Coal Company, Inc.	1	19,430	2A	(k) Quality Adjustments			\$53.77	Quality Adjustment
2	08/02	CR1&2	CR1&2	Massey Coal Sales Company, Inc.	2	65,768	2A	(k) Quality Adjustments			\$56.73	Quality Adjustment
3	09/02	CR1&2	CR1&2	Massey Coal Sales Company, Inc.	2	38,728	2A	(k) Quality Adjustments			\$55.69	Quality Adjustment
4	10/02	CR1&2	CR1&2	Massey Coal Sales Company, Inc.	2	38,830	2A	(k) Quality Adjustments			\$55.73	Quality Adjustment
5	11/02	CR1&2	CR1&2	Massey Coal Sales Company, Inc.	3	34,711	2A	(k) Quality Adjustments			\$55.62	Quality Adjustment
6	12/02	CR1&2	CR1&2	Massey Coal Sales Company, Inc.	3	65,349	2A	(k) Quality Adjustments			\$54.89	Quality Adjustment
7	10/02	CR1&2	CR1&2	Massey Coal Sales Company, Inc.	3	322	2A	(k) Quality Adjustments			\$59.36	Quality Adjustment

MONTHLY REPORT OF COST AND QUALITY OF COAL FOR ELECTRIC PLANTS  
 REPORT OF ADJUSTMENTS TO PREVIOUS COAL DELIVERIES

- 1. Report for: Mo. May 2003
- 2. Reporting Company: Florida Power Corporation
- 3. Plant Name: Crystal River 4 & 5

4. Name, Title and Telephone Number of Contact Person Concerning Data Submitted on this Form  
 David S. Williams, Business Financial Analyst  
 (727) 824-6642

5. Signature of Official Submitting Report

  
 David S. Williams, Business Financial Analyst

6. Date Completed: July 15, 2003

Line No.	Month Reported	Form Plant Name	Intended Generating Plant	Supplier	Original Line Number	Old Volume (tons)	Form No.	Column Title	Old Value	New Value	New F.O.B. Plant Price	Reason for Revision
(a)	(b)	(c)	(d)	(e)	(f)	(g)	(h)	(i)	(j)	(k)	(l)	(m)
1	04/03	CR4&5	CR4&5	Alliance Coal Sales Corp.	3	30,216	2A	(k) Quality Adjustments			\$ 56.00	Quality Adjustment
2	08/02	CR4&5	CR4&5	Massey Coal Sales Company, Inc.	3	45,990	2A	(k) Quality Adjustments			\$ 59.14	Quality Adjustment
3	09/02	CR4&5	CR4&5	Massey Coal Sales Company, Inc.	4	63,494	2A	(k) Quality Adjustments			\$ 58.75	Quality Adjustment
4	10/02	CR4&5	CR4&5	Massey Coal Sales Company, Inc.	3	56,482	2A	(k) Quality Adjustments			\$ 57.94	Quality Adjustment
5	11/02	CR4&5	CR4&5	Massey Coal Sales Company, Inc.	4	29,228	2A	(k) Quality Adjustments			\$ 59.09	Quality Adjustment
6	11/02	CR4&5	CR4&5	Massey Coal Sales Company, Inc.	5	18,919	2A	(k) Quality Adjustments			\$ 54.77	Quality Adjustment
7	12/02	CR4&5	CR4&5	Massey Coal Sales Company, Inc.	3	67,770	2A	(k) Quality Adjustments			\$ 57.94	Quality Adjustment
8	04/03	CR4&5	CR4&5	AEP Coal Company, Inc.	1	38,374	2A	(k) Quality Adjustments			\$ 54.70	Quality Adjustment
9	04/03	CR4&5	CR4&5	Marshall Resources, Inc.	7	9,647	2A	(k) Quality Adjustments			\$ 51.99	Quality Adjustment
10	04/03	CR4&5	CR4&5	AEP Coal Company, Inc.	2	8,064	2A	(k) Quality Adjustments			\$ 49.82	Quality Adjustment