



ORIGINAL

R. Wade Litchfield  
Senior Attorney  
Florida Authorized House Counsel  
Florida Power & Light Company  
700 Universe Boulevard  
Juno Beach, FL 33408-0420  
(561) 691-7103 (Facsimile)

Writer's Direct Dial:  
(561) 691-7101

September 15, 2003

**VIA HAND DELIVERY**

Ms. Blanca S. Bayó, Director  
Division of the Commission Clerk and  
Administrative Services  
Florida Public Service Commission  
Betty Easley Conference Center, Room 110  
2540 Shumard Oak Boulevard  
Tallahassee, Florida 32399-0850

RECEIVED FPSC  
SEP 15 AM 11:31  
COMMISSION  
CLERK

**Re: Docket No. 030001-EI – Monthly Fuel Filings**

Dear Ms. Bayó:

Enclosed herewith for filing are the original and five (5) copies of the following monthly fuel reports for FPL:

- (a) FPSC Forms 423-1, 423-1(a), and 423-1(b) for Florida Power & Light Company for the month of June 2003;
- (b) FPSC Forms 423-2, 423-2(a), and 423-2(b) for St. Johns River Power Park (SJRPP) for the month of June 2003; and
- (c) FPSC Forms 423-2, 423-2(a), and 423-2(b) for Plant Scherer for the month of May 2003.

FPL's Request for Confidential Classification of the information removed from FPL FPSC Form 423 1(a) and SJRPP FPSC Forms 423-2, 423-2(a), and 423-2(b) is being filed under separate cover. Should you have any questions regarding this filing, please contact me at (561) 691-7101.

Thank you for your attention to this matter, I remain,

Sincerely,

R. Wade Litchfield

RWL/ec  
Enclosures  
cc: Service List

US	_____
SAF	_____
MP	_____
SOM	<u>5</u>
STR	_____
ECR	_____
ECL	_____
DPC	_____
MMS	_____
SEC	<u>1</u>
DTH	_____

Doc/423 Fuel Filing/June 2003

an FPL Group company

DOCUMENT NUMBER DATE  
08697 SEP 15 8  
FPSC-COMMISSION CLERK

# ORIGINAL

MONTHLY REPORT OF COST AND QUALITY OF FUEL OIL FOR ELECTRIC PLANTS  
ORIGIN, VOLUME, DELIVERED PRICE AND AS RECEIVED QUANTITY

1. REPORTING MONTH: JUN YEAR: 2003  
2. REPORTING COMPANY: FLORIDA POWER & LIGHT COMPANY

3. NAME, TITLE TELEPHONE NUMBER OF CONTACT PERSON CONCERNING DATA  
SUBMITTED ON THIS FORM: KORY DUBIN, REGULATORY AFFAIRS, (305) 552-4910.

4. SIGNATURE OF OFFICIAL SUBMITTING REPORT: *Michael A. Robinson*

5. DATE COMPLETED: 08/26/2003

DOCUMENT NUMBER - DATE  
08697 SEP 15 03  
FPSC-COMMISSION CLERK

LINE NO	PLANT	SUPPLIER	SHIPPING POINT	PURCHASE TYPE	DELIVERY LOCATION	DELIVERY DATE	TYPE OIL	SULFUR (%)	BTU CONTENT (BTU / GAL)	VOLUME (BBLs)	PRICE (\$/BBL)
1	CAPE CANAVERAL	FAMM	BORCO, BAHAMAS	MTC	PORT CANAVERAL	06/04/2003	F06	1.00	150571	105007	26.0850
2	RIVIERA	FAMM	BORCO, BAHAMAS	MTC	RIVIERA	06/27/2003	F06	0.98	154738	139417	28.1550
3	SANFORD	FAMM	BORCO, BAHAMAS	MTC	JACKSONVILLE	06/05/2003	F06	1.02	152048	65218	26.1550
4	TURKEY POINT	FAMM	BORCO, BAHAMAS	MTC	FISHER ISLAND	06/10/2003	F06	1.00	152167	168446	26.5380
5	MARTIN	GLENCORE	ST. ROSE	MTC	PALM BEACH	06/11/2003	F06	0.69	152500	146955	29.2990
6	MARTIN	GLENCORE	RIVER	MTC	PALM BEACH	06/25/2003	F06	0.64	153738	148716	30.9270
7	MARTIN	GLENCORE	BORCO, BAHAMAS	MTC	PALM BEACH	06/29/2003	F06	1.00	151262	147485	28.4270
8	PT. EVERGLADES	PETROBRAS	BORCO, BAHAMAS	MTC	PORT EVERGLADES	06/04/2003	F06	0.99	151810	322298	25.1190
9	MARTIN	VPEM	ST. ROSE	MTC	PALM BEACH	06/09/2003	F06	0.69	152071	146672	28.7250
10	PT. EVERGLADES	VPEM	RIVER	MTC	PORT EVERGLADES	06/20/2003	F06	0.92	153810	148381	27.1600
11	CAPE CANAVERAL	PETROBRAS	BORCO, BAHAMAS	S	PORT CANAVERAL	06/10/2003	F06	0.94	152357	195696	25.9670
12	CAPE CANAVERAL	PETROBRAS	BORCO, BAHAMAS	S	PORT CANAVERAL	06/19/2003	F06	0.92	153881	170277	25.5130
13	PT. EVERGLADES	PETROBRAS	BORCO, BAHAMAS	S	PORT EVERGLADES	06/12/2003	F06	0.95	152381	124097	25.9670
14	PT. EVERGLADES	PETROBRAS	BORCO, BAHAMAS	S	PORT EVERGLADES	06/27/2003	F06	1.00	151976	246157	26.6700
15	SANFORD	PETROBRAS	BORCO, BAHAMAS	S	JACKSONVILLE	06/24/2003	F06	1.00	152143	66321	26.6700
16	TURKEY POINT	PETROBRAS	BORCO, BAHAMAS	S	FISHER ISLAND	06/20/2003	F06	0.95	152238	148160	25.7170
17	PT. EVERGLADES	VITOL	NEW JERSEY	S	PORT EVERGLADES	06/21/2003	F06	0.57	151524	117039	28.0000
18	MARTIN	PORT	NA-TRUCK DELIVERY			06/22/2003	F03	N/A	N/A	12711	37.7010
19	FT. MYERS	ROYAL	NA-TRUCK DELIVERY			06/26/2003	F03	N/A	N/A	63547	34.4254
20	PT. EVERGLADES	AMERIGAS	NA-TRUCK DELIVERY	STC		06/16/2003	PRO	N/A	N/A	19	48.3300
21	TURKEY POINT	AMERIGAS	NA-TRUCK DELIVERY	STC		06/10/2003	PRO	N/A	N/A	8	45.1400
22	TURKEY POINT	AMERIGAS	NA-TRUCK DELIVERY	STC		06/13/2003	PRO	N/A	N/A	8	45.1400
23	RIVIERA	FERRELL	NA-TRUCK DELIVERY	STC		06/06/2003	PRO	N/A	N/A	5	46.5500
24	RIVIERA	FERRELL	NA-TRUCK DELIVERY	STC		06/10/2003	PRO	N/A	N/A	3	46.7800
25	RIVIERA	FERRELL	NA-TRUCK DELIVERY	STC		06/13/2003	PRO	N/A	N/A	1	38.5200
26	RIVIERA	FERRELL	NA-TRUCK DELIVERY	STC		06/17/2003	PRO	N/A	N/A	2	45.0900
27	RIVIERA	FERRELL	NA-TRUCK DELIVERY	STC		06/20/2003	PRO	N/A	N/A	2	44.4900

MONTHLY REPORT OF COST AND QUALITY OF FUEL OIL FOR ELECTRIC PLANTS  
ORIGIN, VOLUME, DELIVERED PRICE AND AS RECEIVED QUANTITY

1. REPORTING MONTH: JUN YEAR: 2003  
2. REPORTING COMPANY: FLORIDA POWER & LIGHT COMPANY

3. NAME, TITLE TELEPHONE NUMBER OF CONTACT PERSON CONCERNING DATA  
SUBMITTED ON THIS FORM: KORY DUBIN, REGULATORY AFFAIRS, (305) 552-4910.

4. SIGNATURE OF OFFICIAL SUBMITTING REPORT: *Mildred A. Brown*

5. DATE COMPLETED: 08/26/2003

LINE NO	PLANT	SUPPLIER	SHIPPING POINT	PURCHASE TYPE	DELIVERY LOCATION	DELIVERY DATE	TYPE OIL	SULFUR (%)	BTU CONTENT (BTU / GAL)	VOLUME (BBLs)	PRICE (\$/BBL)
28	RIVIERA	FERRELL	NA-TRUCK DELIVERY	STC		06/24/2003	PRO	N/A	N/A	4	45.2000
29	RIVIERA	FERRELL	NA-TRUCK DELIVERY	STC		06/27/2003	PRO	N/A	N/A	2	44.6800
30	MARTIN	INDIANTOWN	NA-TRUCK DELIVERY	STC		06/17/2003	PRO	N/A	N/A	11	79.3000
31	SANFORD	SUBURBAN	NA-TRUCK DELIVERY	STC		06/10/2003	PRO	N/A	N/A	6	45.6800

# EDITED COPY

MONTHLY REPORT OF COST AND QUALITY OF FUEL OIL FOR ELECTRIC PLANTS  
DETAIL OF INVOICE AND TRANSPORTATION CHARGES

FPSC FORM NO. 423-1 (a)

1. REPORTING MONTH: JUN YEAR: 2003

2. REPORTING COMPANY: FLORIDA POWER LIGHT COMPANY

3. NAME, TITLE TELEPHONE NUMBER OF CONTACT PERSON CONCERNING DATA  
SUBMITTED ON THIS FORM: KORY DUBIN, REGULATORY AFFAIRS, (305) 552-4910

4. SIGNATURE OF OFFICIAL SUBMITTING REPORT: *Michael A. Brown*

5. DATE COMPLETED: 08/26/2003

(A) LINE NO.	(B) PLANT	(C) SUPPLIER	(D) DELIVERY LOCATION	(E) DELIVERY DATE	(F) TYPE OIL	(G) VOLUME (BBL)	(H) INVOICE PRICE (\$/BBL)	(I) INVOICE AMOUNT (\$)	(J) DISCOUNT (\$)	(K) NET AMOUNT (\$)	(L) NET PRICE (\$/BBL)	(M) QUALITY ADJUST. (\$/BBL)	(N) EFFECTIVE PUR PRICE (\$/BBL)	(O) TRANSP TO TERM (\$/BBL)	(P) ADDITIONAL TRANS CHGS (\$/BBL)	(Q) OTHER CHGS (\$/BBL)	(R) DELIVERED PRICE (\$/BBL)
1	CAPE CANAVERAL	FAMM	PORT CANAVERAL	06/04/2003	F06	105007											26.6415
2	RIVIERA	FAMM	RIVIERA	06/27/2003	F06	139417											28.3560
3	SANFORD	FAMM	JACKSONVILLE	06/05/2003	F06	65218											27.4221
4	TURKEY POINT	FAMM	FISHER ISLAND	06/10/2003	F06	168446											27.3209
5	MARTIN	GLENCORE	PALM BEACH	06/11/2003	F06	146955											29.7369
6	MARTIN	GLENCORE	PALM BEACH	06/25/2003	F06	148716											31.3649
7	MARTIN	GLENCORE	PALM BEACH	06/29/2003	F06	147485											28.8649
8	PT. EVERGLADES	PETROBRAS	PORT EVERGLADES	06/04/2003	F06	322298											25.3632
9	MARTIN	VPEM	PALM BEACH	06/09/2003	F06	146672											29.1629
10	PT. EVERGLADES	VPEM	PORT EVERGLADES	06/20/2003	F06	148381											27.4042
11	CAPE CANAVERAL	PETROBRAS	PORT CANAVERAL	06/10/2003	F06	195696											26.5235
12	CAPE CANAVERAL	PETROBRAS	PORT CANAVERAL	06/19/2003	F06	170277											26.0695
13	PT. EVERGLADES	PETROBRAS	PORT EVERGLADES	06/12/2003	F06	124097											26.2112
14	PT. EVERGLADES	PETROBRAS	PORT EVERGLADES	06/27/2003	F06	246157											26.9142
15	SANFORD	PETROBRAS	JACKSONVILLE	06/24/2003	F06	66321											27.9371
16	TURKEY POINT	PETROBRAS	FISHER ISLAND	06/20/2003	F06	148160											26.4999
17	PT. EVERGLADES	VITOL	PORT EVERGLADES	06/21/2003	F06	117039											28.2442
18	MARTIN	PORT		06/22/2003	F03	12711											37.7010
19	FT. MYERS	ROYAL		06/26/2003	F03	63547											34.4254
20	PT. EVERGLADES	AMERIGAS		06/16/2003	PRO	19	48.3300	918	0	918	48.3300	0.0000	48.3300	0.0000	0.0000	0.0000	48.3300
21	TURKEY POINT	AMERIGAS		06/10/2003	PRO	8	45.1400	361	0	361	45.1400	0.0000	45.1400	0.0000	0.0000	0.0000	45.1400
22	TURKEY POINT	AMERIGAS		06/13/2003	PRO	8	45.1400	361	0	361	45.1400	0.0000	45.1400	0.0000	0.0000	0.0000	45.1400
23	RIVIERA	FERRELL		06/06/2003	PRO	5	46.5500	233	0	233	46.5500	0.0000	46.5500	0.0000	0.0000	0.0000	46.5500
24	RIVIERA	FERRELL		06/10/2003	PRO	3	46.7800	140	0	140	46.7800	0.0000	46.7800	0.0000	0.0000	0.0000	46.7800
25	RIVIERA	FERRELL		06/13/2003	PRO	1	38.5200	39	0	39	38.5200	0.0000	38.5200	0.0000	0.0000	0.0000	38.5200
26	RIVIERA	FERRELL		06/17/2003	PRO	2	45.0900	90	0	90	45.0900	0.0000	45.0900	0.0000	0.0000	0.0000	45.0900
27	RIVIERA	FERRELL		06/20/2003	PRO	2	44.4900	89	0	89	44.4900	0.0000	44.4900	0.0000	0.0000	0.0000	44.4900
28	RIVIERA	FERRELL		06/24/2003	PRO	4	45.2000	181	0	181	45.2000	0.0000	45.2000	0.0000	0.0000	0.0000	45.2000
29	RIVIERA	FERRELL		06/27/2003	PRO	2	44.6800	89	0	89	44.6800	0.0000	44.6800	0.0000	0.0000	0.0000	44.6800
30	MARTIN	INDIANTOWN		06/17/2003	PRO	11	79.3000	872	0	872	79.3000	0.0000	79.3000	0.0000	0.0000	0.0000	79.3000

FPSC FORM NO. 423-1 (a)

1. REPORTING MONTH: JUN YEAR: 2003

2. REPORTING COMPANY: FLORIDA POWER LIGHT COMPANY

MONTHLY REPORT OF COST AND QUALITY OF FUEL OIL FOR ELECTRIC PLANTS  
 DETAIL OF INVOICE AND TRANSPORTATION CHARGES

3. NAME, TITLE TELEPHONE NUMBER OF CONTACT PERSON CONCERNING DATA  
 SUBMITTED ON THIS FORM: KORY DUBIN, REGULATORY AFFAIRS, (305) 552-4910.

4. SIGNATURE OF OFFICIAL SUBMITTING REPORT: *Michael G. Larson*

5. DATE COMPLETED: 08/26/2003

(A)	(B)	(C)	(D)	(E)	(F)	(G)	(H)	(I)	(J)	(K)	(L)	(M)	(N)	(O)	(P)	(Q)	(R)
LINE NO.	PLANT	SUPPLIER	DELIVERY LOCATION	DELIVERY DATE	TYPE OIL	VOLUME (BBLs)	INVOICE PRICE (\$/BBL)	INVOICE AMOUNT (\$)	DISCOUNT (\$)	NET AMOUNT (\$)	NET PRICE (\$/BBL)	QUALITY ADJUST. (\$/BBL)	EFFECTIVE PUR PRICE (\$/BBL)	TRANSP TO TERM (\$/BBL)	ADDITIONAL TRANS CHGS (\$/BBL)	OTHER CHGS (\$/BBL)	DELIVERED PRICE (\$/BBL)
31	SANFORD	SUBURBAN		06/10/2003	PRO	6	45.6800	274	0	274	45.6800	0.0000	45.6800	0.0000	0.0000	0.0000	45.6800

FPSC FORM NO. 423-1(b)

MONTHLY REPORT OF COST AND QUALITY OF FUEL OIL FOR ELECTRIC PLANTS  
 REPORT OF ADJUSTMENTS TO PREVIOUS OIL DELIVERIES

1. REPORTING MONTH: JUNE YEAR: 2003

3. NAME, TITLE, & TELEPHONE NUMBER OF CONTACT PERSON CONCERNING DATA  
 SUBMITTED ON THIS FORM: RITA McLELLAN, REGULATORY AFFAIRS,

2. REPORTING COMPANY: FLORIDA POWER & LIGHT COMPANY

4. SIGNATURE OF OFFICIAL SUBMITTING REPORT: *Michael A. Larrison*

5. DATE COMPLETE 8/15/2003

LINE NO.	MONTH REPORTED	FORM PLANT NAME	SUPPLIER	ORIGINAL LINE NUMBER	OLD VOLUME (BBLs)	FORM NO.	COLUMN DESIGNATOR & TITLE	OLD VALUE	NEW VALUE	NEW DELIVERED PRICE (\$/BBL)	REASON FOR REVISION
(A)	(B)	(C)	(D)	(E)	(F)	(G)	(H)	(I)	(J)	(K)	(L)
1	NONE										

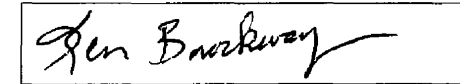
**MONTHLY REPORT OF COST AND QUALITY OF COAL FOR ELECTRIC PLANTS  
ORIGIN, TONNAGE, DELIVERED PRICE AND AS RECEIVED QUALITY**

1. Report For Month/Yr: **June 2003**

4. Name, Title & Telephone Number of Contact  
Person Concerning Data Submitted on this Form: **Korel M. Dubin (305-552-4910)**

2. Reporting Company: **Florida Power & Light**

5. Signature of Official Submitting Report:



3. Plant Name: **St. Johns River Power Park (SJRPP)**

6. Date Completed: **July 9, 2003**

Line No.	Supplier Name	Mine Location	Purchase Type	Transportation Mode	Tons	Effective Purchase Price (\$/Ton)	Total Trans Cost (\$/Ton)	FOB Plant Price (\$/Ton)	As Received Coal Quality			
									Sulfur Content (%)	Btu Content (%)	Ash Content (%)	Moisture Content (%)
(a)	(b)	(c)	(d)	(e)	(f)	(g)	(h)	(i)	(j)	(k)	(l)	(m)
1	Aimcor	,VI,	S	OC	8,944			12.99	3.72	14,430	0.24	5.79
2	Coal Marketing Company	45,IM,999	LTC	OC	18,835			35.90	0.68	11,810	7.32	11.05
3	DTE Clover, LLC	08,KY,095	LTC	UR	12,561			40.65	1.23	12,545	9.68	6.93
4	RAG Energy	45,,999	S	OC	11,741			36.49	0.60	13,065	5.35	7.13
5	TCP Petcoke Corporation	,TX,	LTC	OC	6,588			17.62	6.94	14,311	0.09	6.20

**EDITED COPY**

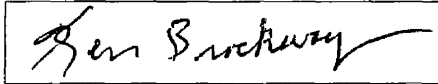
**MONTHLY REPORT OF COST AND QUALITY OF COAL FOR ELECTRIC PLANTS  
DETAIL OF INVOICE PURCHASE PRICE**

1. Report For Month/Yr: **June 2003**

4. Name, Title & Telephone Number of Contact  
Person Concerning Data Submitted on this Form: **Korel M. Dubin (305-552-4910)**

2. Reporting Company: **Florida Power & Light**

5. Signature of Official Submitting Report:



3. Plant Name: **St. Johns River Power Park (SJRPP)**

6. Date Completed: **July 9, 2003**

Line No.	Supplier Name	Mine Location	Purchase Type	Tons	FOB Mine Price (\$/Ton)	Short Haul & Loading Charge	Original Invoice Price (\$/Ton)	Retro-active Price Increases (\$/Ton)	Base Price (\$/Ton)	Quality Adjustments (\$/Ton)	Effective Purchase Price (\$/Ton)
(a)	(b)	(c)	(d)	(e)	(f)	(g)	(h)	(i)	(j)	(k)	(l)
1	Aimcor	,VI,	S	8,944		0.00		0.00		0.00	
2	Coal Marketing Company	45,IM,999	LTC	18,835		0.00		0.00		0.00	
3	DTE Clover, LLC	08,KY,095	LTC	12,561		0.00		0.00		0.00	
4	RAG Energy	45,,999	S	11,741		0.00		0.00		0.00	
5	TCP Petcoke Corporation	,TX,	LTC	6,588		0.00		0.00		0.00	

**EDITED COPY**




**MONTHLY REPORT OF COST AND QUALITY OF COAL FOR ELECTRIC PLANTS  
DETAIL OF TRANSPORTATION CHARGES**

1. Report For Month/Yr: **June 2003**

4. Name, Title & Telephone Number of Contact  
Person Concerning Data Submitted on this Form: **Korel M. Dubin (305-552-4910)**

2. Reporting Company: **Florida Power & Light**

5. Signature of Official Submitting Report:



3. Plant Name: **St. Johns River Power Park (SJRPP)**

6. Date Completed: **July 9, 2003**


Line No.	Supplier Name	Mine Location	Shipping Point	Transportation Mode	Tons	Effective Purchase Price (\$/Ton)	Short Haul & Loading Charge (\$/Ton)	Rail Charges		Waterborne Charges					Total Transport Charges (\$/Ton)	FOB Plant Price (\$/Ton)
								Rail Rate (\$/Ton)	Other Rail Charges (\$/Ton)	River Barge Rate (\$/Ton)	Trans-loading Rate (\$/Ton)	Ocean Barge Rate (\$/Ton)	Other Water Charges (\$/Ton)	Related Charges (\$/Ton)		
(a)	(b)	(c)	(d)	(e)	(f)	(g)	(h)	(i)	(j)	(k)	(l)	(m)	(n)	(o)	(p)	(q)
1	Aimcor	,VI,	AIMCOR ST. CRO	OC	8,944		0.00	0.00	0.00	0.00	0.00	0.00	0.00	0.00		12.99
2	Coal Marketing Company	45,IM,999	EL CERREJON	OC	18,835		0.00	0.00	0.00	0.00	0.00	0.00	0.00	0.00		35.90
3	DTE Clover, LLC	08,KY,095	CLOVER DTE	UR	12,561		0.00	0.00	0.00	0.00	0.00	0.00	0.00	0.00		40.65
4	RAG Energy	45,,999	GUASARE	OC	11,741		0.00	0.00	0.00	0.00	0.00	0.00	0.00	0.00		36.49
5	TCP Petcoke Corporation	,TX,	TCP-DOMESTIC	OC	6,588		0.00	0.00	0.00	0.00	0.00	0.00	0.00	0.00		17.62

**EDITED COPY**

MONTHLY REPORT OF COST AND QUALITY OF COAL FOR ELECTRIC PLANTS  
ORIGIN, TONNAGE, DELIVERED PRICE, AND AS RECEIVED QUALITY

1. Reporting Month: May Year: 2003  
 2. Reporting Company: FLORIDA POWER & LIGHT COMPANY  
 3. Plant Name: R.W.SCHERER

4. Name, Title & Telephone Number of Contact Person Concerning Data  
 Submitted on this Form: Korel M. Dubin  
 (305) 552-4910  
 5. Signature of Official Submitting Report:  
 6. Date Completed: 31-Jul-03



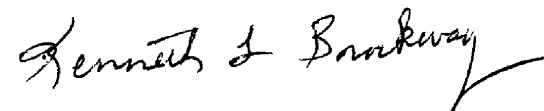
Line No.	Supplier Name	Mine Location	Purchase Type	Transport Mode	Tons	Purchase Price (\$/Ton)	Effective Transport Charges (\$/Ton)	Total FOB Plant Price (\$/Ton)	Sulfur Content (%)	Btu Content (Btu/lb)	Ash Content (%)	Moisture Content (%)
(a)	(b)	(c)	(d)	(e)	(f)	(g)	(h)	(i)	(j)	(k)	(l)	(m)
(1)	AEI COAL SALES	08/KY/159	MTC	UR	21,054.97	49.325	13.61	62.935	0.71	12,336	8.47	8.11
(2)	TRITON COAL CO	19/WY/5	S	UR	60,325.38	8.763	23.16	31.923	0.22	8,707	4.84	27.46
(3)	ARCH COAL SALES	19/WY/5	S	UR	73,784.48	6.807	23.15	29.957	0.30	8,817	5.36	26.79
(4)	AEI COAL SALES	08/WV/59	MTC	UR	7,178.05	50.703	13.26	63.963	0.68	12,626	9.56	7.22
(5)	AEI COAL SALES	08/WV/59	MTC	UR	2,391.84	48.392	13.62	62.012	0.64	12,198	12.39	6.31
(6)	AEI COAL SALES	17/CO/29	MTC	UR	2,311.67	34.801	26.44	61.241	0.40	12,103	8.03	8.33

**MONTHLY REPORT OF COST AND QUALITY OF COAL FOR ELECTRIC PLANTS  
DETAILED PURCHASED COAL INVOICE INFORMATION**

1. Reporting Month: **May** Year: **2003**  
 2. Reporting Company: **FLORIDA POWER & LIGHT COMPANY**  
 3. Plant Name: **R.W.SCHERER**

4. Name, Title & Telephone Number of Contact Person Concerning Data  
 Submitted on this Form: **Korel M. Dubin**  
 (305) 552-4910

5. Signature of Official Submitting Report:



6. Date Completed: **31-Jul-03**


<u>Line No.</u> (a)	<u>Supplier Name</u> (b)	<u>Mine Location</u> (c)	<u>Purch. Type</u> (d)	<u>Tons</u> (e)	<u>FOB Mine Price (\$/Ton)</u> (f)	<u>Shorthaul &amp; Loading Charges (\$/Ton)</u> (g)	<u>Original Invoice Price (\$/Ton)</u> (h)	<u>Retroactive Price Increase (\$/Ton)</u> (i)	<u>Base Price (\$/Ton)</u> (j)	<u>Quality Adjustments (\$/Ton)</u> (k)	<u>Effective Purchase Price (\$/Ton)</u> (l)
(1)	AEI COAL SALES	08/KY/159	MTC	21,054.97	47.711	-	47.711	-	47.711	1.614	49.325
(2)	TRITON COAL CO	19/WY/5	S	60,325.38	8.763	-	8.763	-	8.763	0.000	8.763
(3)	ARCH COAL SALES	19/WY/5	S	73,784.48	6.795	-	6.795	-	6.795	0.012	6.807
(4)	AEI COAL SALES	08/WV/59	MTC	7,178.05	47.711	-	47.711	-	47.711	2.992	50.703
(5)	AEI COAL SALES	08/WV/59	MTC	2,391.84	47.444	-	47.444	-	47.444	0.948	48.392
(6)	AEI COAL SALES	17/CO/29	MTC	2,311.67	34.304	-	34.304	-	34.304	0.497	34.801

**MONTHLY REPORT OF COST AND QUALITY OF COAL FOR ELECTRIC PLANTS  
DETAILED TRANSPORTATION INVOICE INFORMATION**

1. Reporting Month: **May** Year: **2003**  
 2. Reporting Company: **FLORIDA POWER & LIGHT COMPANY**  
 3. Plant Name: **R.W.SCHERER**

4. Name, Title & Telephone Number of Contact Person Concerning Data  
 Submitted on this Form: **Korel M. Dubin**  
 (305) 552-4910

5. Signature of Official Submitting Report:



6. Date Completed: **31-Jul-03**

Line No.	Supplier Name	Mine Location	Shipping Point	Transport Mode	Tons	Effective Purchase Price (\$/Ton)	Additional Shorthaul & Loading Charges (\$/Ton)	Rail Charges		Waterborne Charges					Total Transportation Charges (\$/Ton)	FOB Plant Price (\$/Ton)
								Rail Rate (\$/Ton)	Other Rail Charges (\$/Ton)	River Barge Rate (\$/Ton)	Trans-loading Rate (\$/Ton)	Ocean Barge Rate (\$/Ton)	Other Water Charges (\$/Ton)	Other Related Charges (\$/Ton)		
(a)	(b)	(c)	(d)	(e)	(f)	(g)	(h)	(i)	(j)	(k)	(l)	(m)	(n)	(o)	(p)	(q)
(1)	AEI COAL SALES	08/KY/159	PONTIKI, KY.	UR	21,054.97	49.325	-	13.61	-	-	-	-	-	-	13.61	62.935
(2)	TRITON COAL CO	19/WV/5	N. ROCHELL JCT, WY	UR	60,325.38	8.763	-	23.16	-	-	-	-	-	-	23.16	31.923
(3)	ARCH COAL SALES	19/WV/5	THUNDER JCT, WY	UR	73,784.48	6.807	-	23.15	-	-	-	-	-	-	23.15	29.957
(4)	AEI COAL SALES	08/WV/59	TIMBAR, WV	UR	7,178.05	50.703	-	13.26	-	-	-	-	-	-	13.26	63.963
(5)	AEI COAL SALES	08/WV/59	SCARLET GLENN, WV	UR	2,391.84	48.392	-	13.62	-	-	-	-	-	-	13.62	62.012
(6)	AEI COAL SALES	17/CO/29	CONVERSE, CO	UR	2,311.67	34.801	-	26.44	-	-	-	-	-	-	26.44	61.241

## CERTIFICATE OF SERVICE

I, THE UNDERSIGNED COUNSEL, HEREBY CERTIFY that copies of Florida Power & Light Company's forms 423-1, 423-1(a) edited, and 423-1(b) for the month of June, 2003, copies of St. Johns River Power Park edited forms 423-2, 423-2(a), and 423-2(b) for the month of June, 2003; and copies of Plant Scherer forms 423-2, 423-2(a), and 423-2(b) for the month of May, 2003 have been served via first class mail, postage prepaid to the parties listed below, this 15<sup>th</sup> day of September, 2003

Wm. Cochran Keating, IV, Esq.  
Division of Legal Services  
Florida Public Service Commission  
2540 Shumard Oak Blvd.  
Tallahassee, Florida 32399-0850

Lee L. Willis, Esq.  
James D. Beasley, Esq.  
Ausley & McMullen  
Attorneys for TECO  
P.O. Box 391  
Tallahassee, Florida 32302

Robert Vandiver, Esq.  
Jack Shreve, Esq.  
Office of Public Counsel  
111 West Madison Street  
Room 812  
Tallahassee, Florida 32399

James A. McGee, Esq.  
Florida Power Corporation  
P.O. Box 14042  
St. Petersburg, Florida 33733

Norman H. Horton, Esq.  
Floyd R. Self, Esq.  
Messer, Caparello & Self  
Attorneys for FPUC  
P.O. Box 1876  
Tallahassee, Florida 32302-1876

Joseph A. McGlothlin, Esq.  
Vicki Gordon Kaufman, Esq.  
McWhirter, Reeves, McGlothlin,  
Davidson, et al.  
Attorneys for FIPUG  
117 South Gadsden Street  
Tallahassee, Florida 32301

John W. McWhirter, Jr., Esq.  
McWhirter, Reeves, McGlothlin,  
Davidson, et al.  
Attorneys for FIPUG  
400 North Tampa Street, Suite 2450  
Tampa, Florida 33602

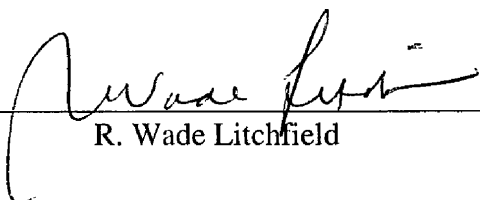
Jeffrey A. Stone, Esq.  
Russell A. Badders, Esq.  
Beggs & Lane  
Attorneys for Gulf Power  
P.O. Box 12950  
Pensacola, Florida 32591-2950

Mr. George Bachman  
Florida Public Utilities Co.  
P.O. Box 3395  
West Palm Beach, Florida 33402

Ms. Angela Llewellyn  
Regulatory Specialist  
Regulatory & Business Specialist  
Tampa Electric Co.  
P.O. Box 111  
Tampa, Florida 33601

Susan D. Ritenour  
Richard McMillan  
Gulf Power Company  
One Energy Place  
Pensacola, FL 32520-0780

Paul Lewis, Jr./Bonnie Davis  
Progress Energy Florida, Inc.  
106 East College Avenue  
Suite 800  
Tallahassee, FL 32301-7740



---

R. Wade Litchfield