

ORIGINAL



R. Wade Litchfield  
Senior Attorney  
Florida Authorized House Counsel  
Florida Power & Light Company  
700 Universe Boulevard  
Juno Beach, FL 33408-0420  
(561) 691-7135 (Facsimile)

RECEIVED-FPSC  
03 OCT -9 PM 4:09  
COMMISSION  
CLERK

October 9, 2003

Writer's Direct Dial:  
(561) 691-7101

**VIA HAND DELIVERY**

Ms. Blanca S. Bayó, Director  
Division of the Commission Clerk and  
Administrative Services  
Florida Public Service Commission  
Betty Easley Conference Center, Room 110  
2540 Shumard Oak Boulevard  
Tallahassee, Florida 32399-0850

**Re: Docket No. 030001-EI - Monthly Fuel Filings**

Dear Ms. Bayó:

Enclosed herewith for filing are the original and five (5) copies of the following monthly fuel reports for FPL:

- (a) FPSC Forms 423-1, 423-1(a), and 423-1(b) for Florida Power & Light Company for the month of July 2003;
- (b) FPSC Forms 423-2, 423-2(a), and 423-2(b) for St. Johns River Power Park (SJRPP) for the month of July 2003; and
- (c) FPSC Forms 423-2, 423-2(a), and 423-2(b) for Plant Scherer for the month of June 2003.

FPL's Request for Confidential Classification of the information removed from FPL FPSC Form 423 1(a) and SJRPP FPSC Forms 423-2, 423-2(a), and 423-2(b) is being filed under separate cover. Should you have any questions regarding this filing, please contact me at (561) 691-7101.

Thank you for your attention to this matter, I remain,

Sincerely,

R. Wade Litchfield

AUS \_\_\_\_\_  
CAF \_\_\_\_\_  
CMP \_\_\_\_\_  
COM 5 \_\_\_\_\_  
CTR \_\_\_\_\_  
ECR \_\_\_\_\_  
GCL \_\_\_\_\_  
OPC \_\_\_\_\_  
MMS \_\_\_\_\_  
SEC 1 \_\_\_\_\_  
OTH \_\_\_\_\_

RWL/ec  
Enclosures  
cc: Service List

RECEIVED & FILED

10  
FPSC-BUREAU OF RECORDS

Doc/423 Fuel Filing/July 2003

DOCUMENT NUMBER-DATE

09873 OCT-9 8

FPSC FORM NO. 423-1

1. REPORTING MONTH: JUL YEAR: 2003

2. REPORTING COMPANY: FLORIDA POWER &amp; LIGHT COMPANY

MONTHLY REPORT OF COST AND QUALITY OF FUEL OIL FOR ELECTRIC PLANTS  
ORIGIN, VOLUME, DELIVERED PRICE AND AS RECEIVED QUANTITY3. NAME, TITLE TELEPHONE NUMBER OF CONTACT PERSON CONCERNING DATA  
SUBMITTED ON THIS FORM: KORY DUBIN, REGULATORY AFFAIRS, (305) 552-4910.4. SIGNATURE OF OFFICIAL SUBMITTING REPORT: 

5. DATE COMPLETED: 09/30/2003

LINE NO	PLANT	SUPPLIER	SHIPPING POINT	PURCHASE TYPE	DELIVERY LOCATION	DELIVERY DATE	TYPE OIL	SULFUR (%)	BTU CONTENT (BTU / GAL)	VOLUME (BBLs)	PRICE (\$/BBL)
1	MANATEE	BAKA ENERGY	HFOTI	MTC	PORT MANATEE	07/05/2003	F06	1.00	150357	116400	29.8490
2	MANATEE	BAKA ENERGY	HFOTI	MTC	PORT MANATEE	07/13/2003	F06	0.94	151810	119686	29.9670
3	PT. EVERGLADES	BAKA ENERGY	HFOTI	MTC	PORT EVERGLADES	07/23/2003	F06	0.97	151190	120440	30.3170
4	CAPE CANAVERAL	FAMM	BORCO, BAHAMAS	MTC	PORT CANAVERAL	07/06/2003	F06	1.00	153238	169211	29.5490
5	MANATEE	FAMM	BORCO, BAHAMAS	MTC	PORT MANATEE	07/29/2003	F06	0.96	151976	169007	27.9300
6	TURKEY POINT	FAMM	BORCO, BAHAMAS	MTC	FISHER ISLAND	07/02/2003	F06	0.98	152857	164143	29.0300
7	TURKEY POINT	FAMM	BORCO, BAHAMAS	MTC	FISHER ISLAND	07/12/2003	F06	1.00	152119	167720	30.2050
8	TURKEY POINT	FAMM	BORCO, BAHAMAS	MTC	FISHER ISLAND	07/23/2003	F06	0.98	151452	165012	28.4510
9	MARTIN	GLENCORE	BORCO, BAHAMAS	MTC	PALM BEACH	07/04/2003	F06	0.97	151738	147125	30.8880
10	MARTIN	GLENCORE	NOLA	MTC	PALM BEACH	07/20/2003	F06	1.00	152310	147749	30.3670
11	MARTIN	GLENCORE	NOLA	MTC	PALM BEACH	07/30/2003	F06	0.94	153929	142860	30.3670
12	PT. EVERGLADES	PETROBRAS	BORCO, BAHAMAS	MTC	PORT EVERGLADES	07/13/2003	F06	1.00	152405	301058	29.8490
13	MARTIN	VITOL	NEW YORK	MTC	PALM BEACH	07/13/2003	F06	0.92	149595	114110	30.0600
14	MARTIN	VITOL	BORCO, BAHAMAS	MTC	PALM BEACH	07/19/2003	F06	0.92	153905	99777	29.6610
15	RIVIERA	VITOL	BORCO, BAHAMAS	MTC	RIVIERA	07/23/2003	F06	0.91	154976	110127	29.6610
16	RIVIERA	VITOL	BORCO, BAHAMAS	MTC	RIVIERA	07/28/2003	F06	0.90	153357	109832	29.6110
17	MARTIN	VPEM	BORCO, BAHAMAS	MTC	PALM BEACH	07/10/2003	F06	0.99	151571	116334	30.3630
18	MARTIN	VPEM	BORCO, BAHAMAS	MTC	PALM BEACH	07/21/2003	F06	0.99	151119	115466	29.9380
19	MARTIN	VPEM	RIVER	MTC	PALM BEACH	07/22/2003	F06	0.69	152452	148136	33.1000
20	RIVIERA	VPEM	NEW ORLEANS	MTC	RIVIERA	07/08/2003	F06	0.95	151738	147474	30.0950
21	RIVIERA	VPEM	BORCO, BAHAMAS	MTC	RIVIERA	07/15/2003	F06	0.99	151429	116302	30.5730
22	MANATEE	GLENCORE	BORCO, BAHAMAS	S	PORT MANATEE	07/16/2003	F06	0.96	152810	327206	31.2000
23	CAPE CANAVERAL	VITOL	STATIA	S	PORT CANAVERAL	07/23/2003	F06	0.97	151238	224987	27.5810
24	MANATEE	VITOL	STATIA	S	PORT MANATEE	07/21/2003	F06	1.00	151000	297866	27.9410
25	SANFORD	VITOL	STATIA	S	JACKSONVILLE	07/19/2003	F06	0.94	151381	67287	27.5810
26	MANATEE	WPI	RIVER	S	PORT MANATEE	07/08/2003	F06	0.94	151976	109591	30.7630
27	MARTIN	PORT	NA-TRUCK DELIVERY			07/31/2003	F03	N/A	N/A	40443	39.8787

DOCUMENT NUMBER - DATE

09873 OCT-98

FPSC-COMMISSION CLERK

MONTHLY REPORT OF COST AND QUALITY OF FUEL OIL FOR ELECTRIC PLANTS  
ORIGIN, VOLUME, DELIVERED PRICE AND AS RECEIVED QUANTITY

1. REPORTING MONTH: JUL YEAR: 2003

2. REPORTING COMPANY: FLORIDA POWER &amp; LIGHT COMPANY

3. NAME, TITLE TELEPHONE NUMBER OF CONTACT PERSON CONCERNING DATA  
SUBMITTED ON THIS FORM: KORY DUBIN, REGULATORY AFFAIRS, (305) 552-4910.4. SIGNATURE OF OFFICIAL SUBMITTING REPORT: 

5. DATE COMPLETED: 09/30/2003

LINE NO	PLANT	SUPPLIER	SHIPPING POINT	PURCHASE TYPE	DELIVERY LOCATION	DELIVERY DATE	TYPE OIL	SULFUR (%)	BTU CONTENT (BTU / GAL)	VOLUME (BBLs)	PRICE (\$/BBL)
28	FT. MYERS	ROYAL	NA-TRUCK DELIVERY			07/31/2003	F03	N/A	N/A	79277	36.2731
29	PT. EVERGLADES	AMERIGAS	NA-TRUCK DELIVERY	STC		07/02/2003	PRO	N/A	N/A	4	47.1800
30	PT. EVERGLADES	AMERIGAS	NA-TRUCK DELIVERY	STC		07/02/2003	PRO	N/A	N/A	17	47.1800
31	PT. EVERGLADES	AMERIGAS	NA-TRUCK DELIVERY	STC		07/17/2003	PRO	N/A	N/A	5	47.7500
32	TURKEY POINT	AMERIGAS	NA-TRUCK DELIVERY	STC		07/14/2003	PRO	N/A	N/A	7	47.8700
33	TURKEY POINT	AMERIGAS	NA-TRUCK DELIVERY	STC		07/21/2003	PRO	N/A	N/A	8	47.9500
34	RIVIERA	FERRELL	NA-TRUCK DELIVERY	STC		07/01/2003	PRO	N/A	N/A	4	44.4900
35	RIVIERA	FERRELL	NA-TRUCK DELIVERY	STC		07/03/2003	PRO	N/A	N/A	3	44.3400
36	RIVIERA	FERRELL	NA-TRUCK DELIVERY	STC		07/08/2003	PRO	N/A	N/A	7	44.4300
37	RIVIERA	FERRELL	NA-TRUCK DELIVERY	STC		07/11/2003	PRO	N/A	N/A	3	44.8200
38	RIVIERA	FERRELL	NA-TRUCK DELIVERY	STC		07/15/2003	PRO	N/A	N/A	4	44.4200
39	RIVIERA	FERRELL	NA-TRUCK DELIVERY	STC		07/18/2003	PRO	N/A	N/A	3	44.3900
40	RIVIERA	FERRELL	NA-TRUCK DELIVERY	STC		07/22/2003	PRO	N/A	N/A	6	44.3800
41	RIVIERA	FERRELL	NA-TRUCK DELIVERY	STC		07/25/2003	PRO	N/A	N/A	3	43.9000
42	RIVIERA	FERRELL	NA-TRUCK DELIVERY	STC		07/29/2003	PRO	N/A	N/A	4	43.5100
43	MARTIN	INDIANTOWN	NA-TRUCK DELIVERY	STC		07/14/2003	PRO	N/A	N/A	11	76.1800
44	CAPE CANAVERAL	SUBURBAN	NA-TRUCK DELIVERY	STC		07/02/2003	PRO	N/A	N/A	7	45.6900
45	MANATEE	SUBURBAN	NA-TRUCK DELIVERY	STC		07/18/2003	PRO	N/A	N/A	3	45.7600
46	MANATEE	SUBURBAN	NA-TRUCK DELIVERY	STC		07/23/2003	PRO	N/A	N/A	19	45.2500

# EDITED COPY

MONTHLY REPORT OF COST AND QUALITY OF FUEL OIL FOR ELECTRIC PLANTS  
DETAIL OF INVOICE AND TRANSPORTATION CHARGES

FPSC FORM NO. 423-1 (a)

1. REPORTING MONTH: JUL YEAR: 2003

2. REPORTING COMPANY: FLORIDA POWER LIGHT COMPANY

3. NAME, TITLE TELEPHONE NUMBER OF CONTACT PERSON CONCERNING DATA  
SUBMITTED ON THIS FORM: KORY DUBIN, REGULATORY AFFAIRS, (305) 552-4910.

4. SIGNATURE OF OFFICIAL SUBMITTING REPORT: *Kory Dubin*

5. DATE COMPLETED: 09/30/2003

(A) LINE NO.	(B) PLANT	(C) SUPPLIER	(D) DELIVERY LOCATION	(E) DELIVERY DATE	(F) TYPE OIL	(G) VOLUME (BBL)	(H) INVOICE PRICE (\$/BBL)	(I) INVOICE AMOUNT (\$)	(J) DISCOUNT (\$)	(K) NET AMOUNT (\$)	(L) NET PRICE (\$/BBL)	(M) QUALITY ADJUST. (\$/BBL)	(N) EFFECTIVE PUR PRICE (\$/BBL)	(O) TRANSP TO TERM (\$/BBL)	(P) ADDITIONAL TRANS CHGS (\$/BBL)	(Q) OTHER CHGS (\$/BBL)	(R) DELIVERED PRICE (\$/BBL)
1	MANATEE	BAKA ENERGY	PORT MANATEE	07/05/2003	F06	116400											30.0847
2	MANATEE	BAKA ENERGY	PORT MANATEE	07/13/2003	F06	119686											30.2027
3	PT. EVERGLADES	BAKA ENERGY	PORT EVERGLADES	07/23/2003	F06	120440											30.5612
4	CAPE CANAVERAL	FAMM	PORT CANAVERAL	07/06/2003	F06	169211											30.1055
5	MANATEE	FAMM	PORT MANATEE	07/29/2003	F06	169007											28.1657
6	TURKEY POINT	FAMM	FISHER ISLAND	07/02/2003	F06	164143											29.8129
7	TURKEY POINT	FAMM	FISHER ISLAND	07/12/2003	F06	167720											30.9879
8	TURKEY POINT	FAMM	FISHER ISLAND	07/23/2003	F06	165012											29.2339
9	MARTIN	GLENCORE	PALM BEACH	07/04/2003	F06	147125											31.3259
10	MARTIN	GLENCORE	PALM BEACH	07/20/2003	F06	147749											30.8049
11	MARTIN	GLENCORE	PALM BEACH	07/30/2003	F06	142860											30.8049
12	PT. EVERGLADES	PETROBRAS	PORT EVERGLADES	07/13/2003	F06	301058											30.0932
13	MARTIN	VITOL	PALM BEACH	07/13/2003	F06	114110											30.4979
14	MARTIN	VITOL	PALM BEACH	07/19/2003	F06	99777											30.0989
15	RIVIERA	VITOL	RIVIERA	07/23/2003	F06	110127											29.8530
16	RIVIERA	VITOL	RIVIERA	07/28/2003	F06	109832											29.8030
17	MARTIN	VPEM	PALM BEACH	07/10/2003	F06	116334											30.8009
18	MARTIN	VPEM	PALM BEACH	07/21/2003	F06	115466											30.3759
19	MARTIN	VPEM	PALM BEACH	07/22/2003	F06	148136											33.5379
20	RIVIERA	VPEM	RIVIERA	07/08/2003	F06	147474											30.2870
21	RIVIERA	VPEM	RIVIERA	07/15/2003	F06	116302											30.7650
22	MANATEE	GLENCORE	PORT MANATEE	07/16/2003	F06	327206											31.4357
23	CAPE CANAVERAL	VITOL	PORT CANAVERAL	07/23/2003	F06	224987											28.1375
24	MANATEE	VITOL	PORT MANATEE	07/21/2003	F06	297866											28.1767
25	SANFORD	VITOL	JACKSONVILLE	07/19/2003	F06	67287											28.8481
26	MANATEE	WPI	PORT MANATEE	07/08/2003	F06	109591											30.9987
27	MARTIN	PORT		07/31/2003	F03	40443											39.8787
28	FT. MYERS	ROYAL		07/31/2003	F03	79277											36.2731
29	PT. EVERGLADES	AMERIGAS		07/02/2003	PRO	17	47.1800	802	0	802	47.1800	0.0000	47.1800	0.0000	0.0000	0.0000	47.1800
30	PT. EVERGLADES	AMERIGAS		07/02/2003	PRO	4	47.1800	189	0	189	47.1800	0.0000	47.1800	0.0000	0.0000	0.0000	47.1800

MONTHLY REPORT OF COST AND QUALITY OF FUEL OIL FOR ELECTRIC PLANTS  
 DETAIL OF INVOICE AND TRANSPORTATION CHARGES

FPSC FORM NO. 423-1 (a)

1. REPORTING MONTH: JUL YEAR: 2003

2. REPORTING COMPANY: FLORIDA POWER LIGHT COMPANY

3. NAME, TITLE, TELEPHONE NUMBER OF CONTACT PERSON CONCERNING DATA  
 SUBMITTED ON THIS FORM: KORY DUBIN, REGULATORY AFFAIRS, (305) 552-4910.

4. SIGNATURE OF OFFICIAL SUBMITTING REPORT: *Kory Dubin*

5. DATE COMPLETED: 09/30/2003

(A) LINE NO.	(B) PLANT	(C) SUPPLIER	(D) DELIVERY LOCATION	(E) DELIVERY DATE	(F) TYPE OIL	(G) VOLUME (BBL)	(H) INVOICE PRICE (\$/BBL)	(I) INVOICE AMOUNT (\$)	(J) DISCOUNT (\$)	(K) NET AMOUNT (\$)	(L) NET PRICE (\$/BBL)	(M) QUALITY ADJUST. (\$/BBL)	(N) EFFECTIVE PUR PRICE (\$/BBL)	(O) TRANSP TO TERM (\$/BBL)	(P) ADDITIONAL TRANS CHGS (\$/BBL)	(Q) OTHER CHGS (\$/BBL)	(R) DELIVERED PRICE (\$/BBL)
31	PT. EVERGLADES	AMERIGAS		07/17/2003	PRO	5	47.7500	239	0	239	47.7500	0.0000	47.7500	0.0000	0.0000	0.0000	47.7500
32	TURKEY POINT	AMERIGAS		07/14/2003	PRO	7	47.8700	335	0	335	47.8700	0.0000	47.8700	0.0000	0.0000	0.0000	47.8700
33	TURKEY POINT	AMERIGAS		07/21/2003	PRO	8	47.9500	384	0	384	47.9500	0.0000	47.9500	0.0000	0.0000	0.0000	47.9500
34	RIVIERA	FERRELL		07/01/2003	PRO	4	44.4900	178	0	178	44.4900	0.0000	44.4900	0.0000	0.0000	0.0000	44.4900
35	RIVIERA	FERRELL		07/03/2003	PRO	3	44.3400	133	0	133	44.3400	0.0000	44.3400	0.0000	0.0000	0.0000	44.3400
36	RIVIERA	FERRELL		07/08/2003	PRO	7	44.4300	311	0	311	44.4300	0.0000	44.4300	0.0000	0.0000	0.0000	44.4300
37	RIVIERA	FERRELL		07/11/2003	PRO	3	44.8200	134	0	134	44.8200	0.0000	44.8200	0.0000	0.0000	0.0000	44.8200
38	RIVIERA	FERRELL		07/15/2003	PRO	4	44.4200	178	0	178	44.4200	0.0000	44.4200	0.0000	0.0000	0.0000	44.4200
39	RIVIERA	FERRELL		07/18/2003	PRO	3	44.3900	133	0	133	44.3900	0.0000	44.3900	0.0000	0.0000	0.0000	44.3900
40	RIVIERA	FERRELL		07/22/2003	PRO	6	44.3800	266	0	266	44.3800	0.0000	44.3800	0.0000	0.0000	0.0000	44.3800
41	RIVIERA	FERRELL		07/25/2003	PRO	3	43.9000	132	0	132	43.9000	0.0000	43.9000	0.0000	0.0000	0.0000	43.9000
42	RIVIERA	FERRELL		07/29/2003	PRO	4	43.5100	174	0	174	43.5100	0.0000	43.5100	0.0000	0.0000	0.0000	43.5100
43	MARTIN	INDIANTOWN		07/14/2003	PRO	11	76.1800	838	0	838	76.1800	0.0000	76.1800	0.0000	0.0000	0.0000	76.1800
44	CAPE CANAVERAL	SUBURBAN		07/02/2003	PRO	7	45.6900	320	0	320	45.6900	0.0000	45.6900	0.0000	0.0000	0.0000	45.6900
45	MANATEE	SUBURBAN		07/18/2003	PRO	3	45.7600	137	0	137	45.7600	0.0000	45.7600	0.0000	0.0000	0.0000	45.7600
46	MANATEE	SUBURBAN		07/23/2003	PRO	19	45.2500	860	0	860	45.2500	0.0000	45.2500	0.0000	0.0000	0.0000	45.2500

FPSC FORM NO. 423-1(b)

MONTHLY REPORT OF COST AND QUALITY OF FUEL OIL FOR ELECTRIC PLANTS  
REPORT OF ADJUSTMENTS TO PREVIOUS OIL DELIVERIES

1. REPORTING MONTH: JULY                      YEAR: 2003

3. NAME, TITLE, & TELEPHONE NUMBER OF CONTACT PERSON CONCERNING DATA  
SUBMITTED ON THIS FORM: RITA McLELLAN, REGULATORY AFFAIRS,

2. REPORTING COMPANY: FLORIDA POWER & LIGHT COMPANY

4. SIGNATURE OF OFFICIAL SUBMITTING REPORT: *Avery Jones*

5. DATE COMPLETE                      9/29/2003

LINE NO.	MONTH REPORTED	FORM PLANT NAME	SUPPLIER	ORIGINAL LINE NUMBER	OLD VOLUME (BBLs)	FORM NO.	COLUMN DESIGNATOR & TITLE	OLD VALUE	NEW VALUE	NEW DELIVERED PRICE (\$/BBL)	REASON FOR REVISION
(A)	(B)	(C)	(D)	(E)	(F)	(G)	(H)	(I)	(J)	(K)	(L)
1	NONE										


**MONTHLY REPORT OF COST AND QUALITY OF COAL FOR ELECTRIC PLANTS  
ORIGIN, TONNAGE, DELIVERED PRICE AND AS RECEIVED QUALITY**

1. Report For Month/Yr: **July 2003**

4. Name, Title & Telephone Number of Contact  
Person Concerning Data Submitted on this Form: **Korel M. Dubin (305-552-4910)**

2. Reporting Company: **Florida Power & Light**

5. Signature of Official Submitting Report:



3. Plant Name: **St. Johns River Power Park (SJRPP)**

6. Date Completed: **August 11, 2003**

Line No.	Supplier Name	Mine Location	Purchase Type	Transportation Mode	Tons	Effective Purchase Price (\$/Ton)	Total Trans Cost (\$/Ton)	FOB Plant Price (\$/Ton)	As Received Coal Quality			
									Sulfur Content (%)	Btu Content (%)	Ash Content (%)	Moisture Content (%)
(a)	(b)	(c)	(d)	(e)	(f)	(g)	(h)	(i)	(j)	(k)	(l)	(m)
1	Coal Marketing Company	45,IM,999	LTC	OC	46,978			35.47	0.51	11,830	7.09	11.04
2	Conoco Inc.	,LA,	LTC	OC	7,623			16.20	5.46	14,135	0.34	6.95
3	DTE Clover, LLC	08,KY,095	LTC	UR	14,660			40.65	1.22	12,514	9.58	7.09

**EDITED COPY**

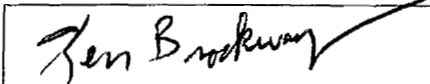
MONTHLY REPORT OF COST AND QUALITY OF COAL FOR ELECTRICITY GENERATION  
 DETAIL OF INVOICE PURCHASE PRICE

1. Report For Month/Yr: **July 2003**

4. Name, Title & Telephone Number of Contact  
 Person Concerning Data Submitted on this Form: **Korel M. Dubin (305-552-4910)**

2. Reporting Company: **Florida Power & Light**

5. Signature of Official Submitting Report:



3. Plant Name: **St. Johns River Power Park (SJRPP)**

6. Date Completed: **August 11, 2003**

Line No.	Supplier Name	Mine Location	Purchase Type	Tons	FOB Mine Price (\$/Ton)	Short Haul & Loading Charge	Original Invoice Price (\$/Ton)	Retro-active Price Increases (\$/Ton)	Base Price (\$/Ton)	Quality Adjustments (\$/Ton)	Effective Purchase Price (\$/Ton)
(a)	(b)	(c)	(d)	(e)	(f)	(g)	(h)	(i)	(j)	(k)	(l)
1	Coal Marketing Company	45,IM,999	LTC	46,978		0.00		0.00		0.00	
2	Conoco Inc.	,LA,	LTC	7,623		0.00		0.00		0.00	
3	DTE Clover, LLC	08,KY,095	LTC	14,660		0.00		0.00		0.00	

**EDITED COPY**



MONTHLY REPORT OF COST AND QUALITY OF COAL FOR ELECTRIC PLANTS  
 DETAIL OF TRANSPORTATION CHARGES


1. Report For Month/Yr: **July 2003**

4. Name, Title & Telephone Number of Contact

Person Concerning Data Submitted on this Form: **Korel M. Dubin (305-552-4910)**

2. Reporting Company: **Florida Power & Light**

5. Signature of Official Submitting Report:



3. Plant Name: **St. Johns River Power Park (SJRPP)**

6. Date Completed:

**August 11, 2003**

Line No.	Supplier Name	Mine Location	Shipping Point	Transportation Mode	Tons	Effective Purchase Price (\$/Ton)	Short Haul & Loading Charge (\$/Ton)	Rail Charges		Waterborne Charges					Total Transport Charges (\$/Ton)	FOB Plant Price (\$/Ton)
								Rail Rate (\$/Ton)	Other Rail Charges (\$/Ton)	River Barge Rate (\$/Ton)	Trans-loading Rate (\$/Ton)	Ocean Barge Rate (\$/Ton)	Other Water Charges (\$/Ton)	Related Charges (\$/Ton)		
(a)	(b)	(c)	(d)	(e)	(f)	(g)	(h)	(i)	(j)	(k)	(l)	(m)	(n)	(o)	(p)	(q)
1	Coal Marketing Company	45,IM,999	EL CERREJON	OC	46,978		0.00	0.00	0.00	0.00	0.00	0.00	0.00	0.00		35.47
2	Conoco Inc.	,LA,	CONOCO REFINE	OC	7,623		0.00	0.00	0.00	0.00	0.00	0.00	0.00	0.00		16.20
3	DTE Clover, LLC	08,KY,095	CLOVER DTE	UR	14,660		0.00	0.00	0.00	0.00	0.00	0.00	0.00	0.00		40.65

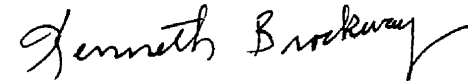
**EDITED COPY**

**MONTHLY REPORT OF COST AND QUALITY OF COAL FOR ELECTRIC PLANTS  
ORIGIN, TONNAGE, DELIVERED PRICE, AND AS RECEIVED QUALITY**

1. Reporting Month: **June** Year: **2003**  
 2. Reporting Company: **FLORIDA POWER & LIGHT COMPANY**  
 3. Plant Name: **R.W.SCHERER**

4. Name, Title & Telephone Number of Contact Person Concerning Data  
 Submitted on this Form: **Korel M. Dubin**  
 (305) 552-4910

5. Signature of Official Submitting Report:  
 6. Date Completed: **02-Oct-03**



Line No.	Supplier Name	Mine Location	Purchase Type	Transport Mode	Tons	Purchase Price (\$/Ton)	Effective Transport Charges (\$/Ton)	Total FOB Plant Price (\$/Ton)	Sulfur Content (%)	Btu Content (Btu/lb)	Ash Content (%)	Moisture Content (%)
(a)	(b)	(c)	(d)	(e)	(f)	(g)	(h)	(i)	(j)	(k)	(l)	(m)
(1)	JACOBS RANCH	19/WY/5	S	UR	38,649.76	4.710	23.23	27.940	0.51	8,687	5.67	27.88
(2)	TRITON COAL CO	19/WY/5	S	UR	53,820.16	9.705	23.25	32.955	0.21	8,725	4.70	27.50
(3)	ARCH COAL SALES	19/WY/5	S	UR	60,888.03	6.795	23.28	30.075	0.3	8,800	5.34	27.05
(4)	AEI COAL SALES	17/C0/29	MTC	UR	4,729.21	34.618	26.32	60.938	0.38	12,220	6.53	9.38
(5)	AEI COAL SALES	8/WV/59	MTC	UR	2,403.77	51.329	13.26	64.589	0.66	12,757	9.72	6.87
(6)	AEI COAL SALES	8/WV/59	MTC	UR	6,904.00	48.132	13.45	61.582	0.64	12,162	12.31	6.60
(7)	POWDER RIVER COAL	19/WY/5	S	UR	5,852.81	7.043	23.20	30.243	0.21	8,940	4.31	26.48

**MONTHLY REPORT OF COST AND QUALITY OF COAL FOR ELECTRIC PLANTS  
DETAILED PURCHASED COAL INVOICE INFORMATION**

1. Reporting Month: June Year: 2003  
 2. Reporting Company: FLORIDA POWER & LIGHT COMPANY  
 3. Plant Name: R.W.SCHERER

4. Name, Title & Telephone Number of Contact Person Concerning Data  
 Submitted on this Form: Korel M. Dubin  
 (305) 552-4910

5. Signature of Official Submitting Report:



6. Date Completed: 02-Oct-03

Line No.	Supplier Name	Mine Location	Purch. Type	Tons	FOB Mine Price (\$/Ton)	Shorthaul & Loading Charges (\$/Ton)	Original Invoice Price (\$/Ton)	Retroactive Price Increase (\$/Ton)	Base Price (\$/Ton)	Quality Adjustments (\$/Ton)	Effective Purchase Price (\$/Ton)
(a)	(b)	(c)	(d)	(e)	(f)	(g)	(h)	(i)	(j)	(k)	(l)
(1)	JACOBS RANCH	19/WY/5	S	38,649.76	4.922	-	4.922	-	4.922	(0.212)	4.710
(2)	TRITON COAL CO	19/WY/5	S	53,820.16	8.763	-	8.763	-	8.763	0.942	9.705
(3)	ARCH COAL SALES	19/WY/5	S	60,888.03	6.795	-	6.795	-	6.795	0.000	6.795
(4)	AEI COAL SALES	17/C0/29	MTC	4,729.21	34.304	-	34.304	-	34.304	0.314	34.618
(5)	AEI COAL SALES	8/WV/59	MTC	2,403.77	47.711	-	47.711	-	47.711	3.618	51.329
(6)	AEI COAL SALES	8/WV/59	MTC	6,904.00	47.444	-	47.444	-	47.444	0.688	48.132
(7)	POWDER RIVER COAL	19/WY/5	S	5,852.81	6.955	-	6.955	-	6.955	0.088	7.043

**MONTHLY REPORT OF COST AND QUALITY OF COAL FOR ELECTRIC PLANTS  
DETAILED TRANSPORTATION INVOICE INFORMATION**

1. Reporting Month: June Year: 2003  
 2. Reporting Company: FLORIDA POWER & LIGHT COMPANY  
 3. Plant Name: R.W.SCHERER

4. Name, Title & Telephone Number of Contact Person Concerning Data  
 Submitted on this Form: Korel M. Dubin  
 (305) 552-4910

5. Signature of Official Submitting Report: *Kenneth Broadway*

6. Date Completed: 02-Oct-03

Line No.	Supplier Name	Mine Location	Shipping Point	Transport Mode	Tons	Effective Purchase Price (\$/Ton)	Additional Shorthaul & Loading Charges (\$/Ton)	Rail Charges		Waterborne Charges				Other Related Charges (\$/Ton)	Total Transportation Charges (\$/Ton)	FOB Plant Price (\$/Ton)
								Rail Rate (\$/Ton)	Other Rail Charges (\$/Ton)	River Barge Rate (\$/Ton)	Trans-loading Rate (\$/Ton)	Ocean Barge Rate (\$/Ton)	Other Water Charges (\$/Ton)			
(a)	(b)	(c)	(d)	(e)	(f)	(g)	(h)	(i)	(j)	(k)	(l)	(m)	(n)	(o)	(p)	(q)
(1)	JACOBS RANCH	19/WY/5	PONTIKI, KY.	UR	38,649.76	4.710	-	23.23	-	-	-	-	-	-	23.23	27.940
(2)	TRITON COAL CO	19/WY/5	JACOBS JCT, WY	UR	53,820.16	9.705	-	23.25	-	-	-	-	-	-	23.25	32.955
(3)	ARCH COAL SALES	19/WY/5	N. ROCHELL JCT, WY	UR	60,888.03	6.795	-	23.28	-	-	-	-	-	-	23.28	30.075
(4)	AEI COAL SALES	17/CO/29	CONVERSE, CO	UR	4,729.21	34.618	-	26.32	-	-	-	-	-	-	26.32	60.938
(5)	AEI COAL SALES	8/WV/59	TIMBAR, WV	UR	2,403.77	51.329	-	13.26	-	-	-	-	-	-	13.26	64.589
(6)	AEI COAL SALES	8/WV/59	SCARLET GLENN, WV	UR	6,904.00	48.132	-	13.45	-	-	-	-	-	-	13.45	61.582
(7)	POWDER RIVER COAL	19/WY/5	NACCO JCT, WY	UR	5,852.81	7.043	-	23.20	-	-	-	-	-	-	23.20	30.243

## CERTIFICATE OF SERVICE

I, **THE UNDERSIGNED COUNSEL, HEREBY CERTIFY** that copies of Florida Power & Light Company's forms 423-1, 423-1(a) edited, and 423-1(b) for the month of July, 2003, copies of St. Johns River Power Park edited forms 423-2, 423-2(a), and 423-2(b) for the month of July, 2003; and copies of Plant Scherer forms 423-2, 423-2(a), and 423-2(b) for the month of June, 2003 have been served via first class mail, postage prepaid to the parties listed below, this 9<sup>th</sup> day of October, 2003

Wm. Cochran Keating, IV, Esq.  
Division of Legal Services  
Florida Public Service Commission  
2540 Shumard Oak Blvd.  
Tallahassee, Florida 32399-0850

Lee L. Willis, Esq.  
James D. Beasley, Esq.  
Ausley & McMullen  
Attorneys for TECO  
P.O. Box 391  
Tallahassee, Florida 32302

Robert Vandiver, Esq.  
Jack Shreve, Esq.  
Office of Public Counsel  
111 West Madison Street  
Room 812  
Tallahassee, Florida 32399

James A. McGee, Esq.  
Florida Power Corporation  
P.O. Box 14042  
St. Petersburg, Florida 33733

Norman H. Horton, Esq.  
Floyd R. Self, Esq.  
Messer, Caparello & Self  
Attorneys for FPUC  
P.O. Box 1876  
Tallahassee, Florida 32302-1876

Joseph A. McGlothlin, Esq.  
Vicki Gordon Kaufman, Esq.  
McWhirter, Reeves, McGlothlin,  
Davidson, et al.  
Attorneys for FIPUG  
117 South Gadsden Street  
Tallahassee, Florida 32301

John W. McWhirter, Jr., Esq.  
McWhirter, Reeves, McGlothlin,  
Davidson, et al.  
Attorneys for FIPUG  
400 North Tampa Street, Suite 2450  
Tampa, Florida 33602

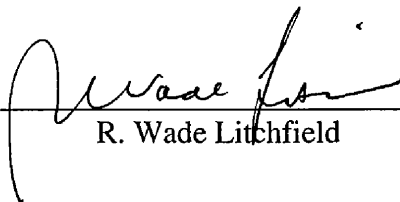
Jeffrey A. Stone, Esq.  
Russell A. Badders, Esq.  
Beggs & Lane  
Attorneys for Gulf Power  
P.O. Box 12950  
Pensacola, Florida 32591-2950

Mr. George Bachman  
Florida Public Utilities Co.  
P.O. Box 3395  
West Palm Beach, Florida 33402

Ms. Angela Llewellyn  
Regulatory Specialist  
Regulatory & Business Specialist  
Tampa Electric Co.  
P.O. Box 111  
Tampa, Florida 33601

Susan D. Ritenour  
Richard McMillan  
Gulf Power Company  
One Energy Place  
Pensacola, FL 32520-0780  
Florida Retail Federation  
John Rogers, Esq.  
227 South Adams Street  
Tallahassee, FL 32301

Paul Lewis, Jr./Bonnie Davis  
Progress Energy Florida, Inc.  
106 East College Avenue  
Suite 800  
Tallahassee, FL 32301-7740  
Greenberg, Traurig Law Firm  
Ronald LaFace/Seann M. Frazier  
101 E. College Ave.  
Tallahassee, FL 32301



---

R. Wade Litchfield