

CONFIDENTIAL

PBC

MONTHLY REPORT OF COST AND QUALITY OF FUEL OIL FOR ELECTRIC PLANTS
DETAIL OF INVOICE AND TRANSPORTATION CHARGES

FPSC FORM NO. 423-1 (a)

1. REPORTING MONTH: SEP YEAR: 2002

3. NAME, TITLE, TELEPHONE NUMBER OF CONTACT PERSON CONCERNING DATA
SUBMITTED ON THIS FORM: RITA MCLELLAN, REGULATORY AFFAIRS, (305) 852-4088

2. REPORTING COMPANY: FLORIDA POWER LIGHT COMPANY

4. SIGNATURE OF OFFICIAL SUBMITTING REPORT: *[Signature]*

5. DATE COMPLETED: 11/18/2002

(A)	(B)	(C)	(D)	(E)	(F)	(G)	(H)	(I)	(J)	(K)	(L)	(M)	(N)	(O)	(P)	(Q)	(R)
LINE NO.	PLANT	SUPPLIER	DELIVERY LOCATION	DELIVERY DATE	TYPE OIL	VOLUME (BBL)	INVOICE PRICE (\$/BBL)	INVOICE AMOUNT (\$)	DISCOUNT (\$)	NET AMOUNT (\$)	NET PRICE (\$/BBL)	QUALITY ADJUST. (\$/BBL)	EFFECTIVE PUR PRICE (\$/BBL)	TRANSP TO TERM (\$/BBL)	ADDITIONAL TRANS CHGS (\$/BBL)	OTHER CHGS (\$/BBL)	DELIVERED PRICE (\$/BBL)
1	MARTIN	EL PASO	PALM BEACH	09/01/2002	F08	144411								0.0000			28.9889
2	MANATEE	EL PASO	PORT MANATEE	09/22/2002	F08	127024								0.0000			16.3857
3	MANATEE	EL PASO	PORT MANATEE	09/30/2002	F08	44718								0.0000			16.3857
4	PT. EVERGLADES	EL PASO	PORT EVERGLADES	09/13/2002	F08	78193								0.0000			28.8582
5	TURKEY POINT	EL PASO	FISHER ISLAND	09/11/2002	F08	66780								0.0000			27.3969
6	TURKEY POINT	EL PASO	FISHER ISLAND	09/26/2002	F08	145099								0.0000			27.2969
7	PT. EVERGLADES	PETROBRAS	PORT EVERGLADES	09/12/2002	F08	328990								0.0000			17.0442
8	CAPE CANAVERAL	VITOL	PORT CANAVERAL	09/20/2002	F08	85318								0.0000			28.8405
9	CAPE CANAVERAL	VITOL	PORT CANAVERAL	09/28/2002	F08	198382								0.0000			27.6265
10	MARTIN	VITOL	PALM BEACH	09/29/2002	F08	88833								0.0000			26.9419
11	PT. EVERGLADES	VITOL	PORT EVERGLADES	09/18/2002	F08	188821								0.0000			28.5282
12	PT. EVERGLADES	VITOL	PORT EVERGLADES	09/27/2002	F08	135888								0.0000			26.5282
13	SANFORD	VITOL	JACKSONVILLE	09/21/2002	F08	66448								0.0000			27.5511
14	RIVIERA	VPEM	RIVIERA	09/12/2002	F08	148716								0.0000			28.7300
15	TURKEY POINT	VPEM	FISHER ISLAND	09/01/2002	F08	150852								0.0000			28.3459
16	MANATEE	EL PASO	PORT MANATEE	09/21/2002	F08	108067								0.0000			16.3857
17	MANATEE	EL PASO	PORT MANATEE	09/29/2002	F08	128183								0.0000			26.4407
18	MANATEE	FAMM	PORT MANATEE	09/17/2002	F08	217486								0.0000			26.7357
19	PPN	COLONIAL		09/30/2002	F03	18055								0.0000			38.0500
20	MARTIN	PORT		09/30/2002	F03	2641								0.0000			41.4900
21	FT. MYERS	ROYAL		09/30/2002	F03	33588								0.0000			41.0000
22	PT. EVERGLADES	AMERIGAS		09/05/2002	PRO	8	42.8500	343	0	343	42.8500	0.0000	42.8500	0.0000	0.0000	0.0000	42.8500
23	PT. EVERGLADES	AMERIGAS		09/11/2002	PRO	8	43.8100	350	0	350	43.8100	0.0000	43.8100	0.0000	0.0000	0.0000	43.8100
24	PT. EVERGLADES	AMERIGAS		09/19/2002	PRO	4	43.8100	175	0	175	43.8100	0.0000	43.8100	0.0000	0.0000	0.0000	43.8100
25	PT. EVERGLADES	AMERIGAS		09/25/2002	PRO	11	43.8100	482	0	482	43.8100	0.0000	43.8100	0.0000	0.0000	0.0000	43.8100
26	RIVIERA	FERRELL GAS		09/10/2002	PRO	4	40.0700	160	0	160	40.0700	0.0000	40.0700	0.0000	0.0000	0.0000	40.0700
27	RIVIERA	FERRELL GAS		09/13/2002	PRO	4	40.3500	161	0	161	40.3500	0.0000	40.3500	0.0000	0.0000	0.0000	40.3500
28	RIVIERA	FERRELL GAS		09/17/2002	PRO	6	40.3200	242	0	242	40.3200	0.0000	40.3200	0.0000	0.0000	0.0000	40.3200
29	RIVIERA	FERRELL GAS		09/21/2002	PRO	6	40.3400	242	0	242	40.3400	0.0000	40.3400	0.0000	0.0000	0.0000	40.3400
30	RIVIERA	FERRELL GAS		09/03/2002	PRO	4	39.5000	158	0	158	39.5000	0.0000	39.5000	0.0000	0.0000	0.0000	39.5000

12/15/02

FPSC FORM NO. 423-1 (a) (08/2002)

REDACTED

030001-87

12/15/02

DOCUMENT NUMBER-DATE
13004 DEC 15 8
FPSC-COMMISSION CLERK

1. REPORTING MONTH: SEP YEAR: 2002

2. REPORTING COMPANY: FLORIDA POWER LIGHT COMPANY

MONTHLY REPORT OF COST AND QUALITY OF FUEL OIL FOR ELECTRIC PLANTS
 DETAIL OF INVOICE AND TRANSPORTATION CHARGES

CONFIDENTIAL

3. NAME, TITLE, TELEPHONE NUMBER OF CONTACT PERSON CONCERNING DATA
 SUBMITTED ON THIS FORM: RITA MCLELLAN, REGULATORY AFFAIRS, (305) 552 - 4088

4. SIGNATURE OF OFFICIAL SUBMITTING REPORT: *[Signature]*

5. DATE COMPLETED: 11/18/2002

(A) LINE NO.	(B) PLANT	(C) SUPPLIER	(D) DELIVERY LOCATION	(E) DELIVERY DATE	(F) TYPE OIL	(G) VOLUME (BBL)	(H) INVOICE PRICE (\$/BBL)	(I) INVOICE AMOUNT (\$)	(J) DISCOUNT AMOUNT (\$)	(K) NET AMOUNT (\$)	(L) NET PRICE (\$/BBL)	(M) QUALITY ADJUST. (\$/BBL)	(N) EFFECTIVE PUR PRICE (\$/BBL)	(O) TRANSP TO TERM (\$/BBL)	(P) ADDITIONAL TRANS CHGS (\$/BBL)	(Q) OTHER CHGS (\$/BBL)	(R) DELIVERED PRICE (\$/BBL)
31	RMIERA	FERRELLGAS		09/08/2002	PRO	2	39.6900	79	0	79	39.6900	0.0000	39.6900	0.0000	0.0000	0.0000	39.6900
32	RMIERA	FERRELLGAS		09/24/2002	PRO	4	40.3200	161	0	161	40.3200	0.0000	40.3200	0.0000	0.0000	0.0000	40.3200
33	RMIERA	FERRELLGAS		09/27/2002	PRO	4	40.3400	161	0	161	40.3400	0.0000	40.3400	0.0000	0.0000	0.0000	40.3400
34	MARTIN	PROPANE		09/04/2002	PRO	11	28.5600	314	0	314	28.5600	0.0000	28.5600	0.0000	0.0000	0.0000	28.5600
35	MANATEE	SUBURBAN		09/19/2002	PRO	5	43.8100	219	0	219	43.8100	0.0000	43.8100	0.0000	0.0000	0.0000	43.8100

2,503,611
 49-1/1

20. 1-1-54
 .000

CONFIDENTIAL

CONFIDENTIAL

MONTHLY REPORT OF COST AND QUALITY OF FUEL OIL FOR ELECTRIC PLANTS
DETAIL OF INVOICE AND TRANSPORTATION CHARGES

1. REPORTING MONTH: SEP YEAR: 2002

2. REPORTING COMPANY: FLORIDA POWER LIGHT COMPANY


3. NAME, TITLE, TELEPHONE NUMBER OF CONTACT PERSON CONCERNING DATA
SUBMITTED ON THIS FORM: RITA MCLELLAN, REGULATORY AFFAIRS, (305) 552 - 4069

4. SIGNATURE OF OFFICIAL SUBMITTING REPORT: Plucky

5. DATE COMPLETED: 11/18/2002



(A)	(B)	(C)	(D)	(E)	(F)	(G)	(H)	(I)	(J)	(K)	(L)	(M)	(N)	(O)	(P)	(Q)	(R)
LINE NO.	PLANT	SUPPLIER	DELIVERY LOCATION	DELIVERY DATE	TYPE OIL	VOLUME (BBL)	INVOICE PRICE (\$/BBL)	INVOICE AMOUNT (\$)	DISCOUNT (\$)	NET AMOUNT (\$)	NET PRICE (\$/BBL)	QUALITY ADJUST. (\$/BBL)	EFFECTIVE PUR PRICE (\$/BBL)	TRANSP TO TERM (\$/BBL)	ADDITIONAL TRANS CHGS (\$/BBL)	OTHER CHGS (\$/BBL)	DELIVERED PRICE (\$/BBL)
1	MARTIN	EL PASO	PALM BEACH	09/01/2002	F06	144411								0.0000			26.9869
2	MANATEE	EL PASO	PORT MANATEE	09/22/2002	F06	127024								0.0000			16.3857
3	MANATEE	EL PASO	PORT MANATEE	09/30/2002	F06	44718								0.0000			16.3857
4	PT. EVERGLADES	EL PASO	PORT EVERGLADES	09/13/2002	F06	78183								0.0000			26.8582
5	TURKEY POINT	EL PASO	FISHER ISLAND	09/11/2002	F06	66760								0.0000			27.3969
6	TURKEY POINT	EL PASO	FISHER ISLAND	09/26/2002	F06	145099								0.0000			27.2969
7	PT. EVERGLADES	PETROBRAS	PORT EVERGLADES	09/12/2002	F06	326990								0.0000			17.0442
8	CAPE CANAVERAL	VITOL	PORT CANAVERAL	09/20/2002	F06	85318								0.0000			28.8405
9	CAPE CANAVERAL	VITOL	PORT CANAVERAL	09/28/2002	F06	189382								0.0000			27.8265
10	MARTIN	VITOL	PALM BEACH	09/29/2002	F06	98833								0.0000			26.9419
11	PT. EVERGLADES	VITOL	PORT EVERGLADES	09/18/2002	F06	168021								0.0000			26.5282
12	PT. EVERGLADES	VITOL	PORT EVERGLADES	09/27/2002	F06	135866								0.0000			26.5282
13	SANFORD	VITOL	JACKSONVILLE	09/21/2002	F06	66449								0.0000			27.5511
14	RMIERA	VPEM	RIVIERA	09/12/2002	F06	148716								0.0000			26.7300
15	TURKEY POINT	VPEM	FISHER ISLAND	09/01/2002	F06	150952								0.0000			26.3459
16	MANATEE	EL PASO	PORT MANATEE	09/21/2002	F06	108087								0.0000			16.3857
17	MANATEE	EL PASO	PORT MANATEE	09/29/2002	F06	126183								0.0000			26.4407
18	MANATEE	FAMM	PORT MANATEE	09/17/2002	F06	217486								0.0000			26.7357
19	PPN	COLONIAL		09/30/2002	F03	18055								0.0000			38.0500
20	MARTIN	PORT		09/30/2002	F03	264								0.0000			41.4900
21	FT. MYERS	ROYAL		09/30/2002	F03	33568								0.0000			41.0000
22	PT. EVERGLADES	AMERIGAS		09/05/2002	PRO	8	42.8500	343	0	343	42.8500	0.0000	42.8500	0.0000	0.0000	0.0000	42.8500
23	PT. EVERGLADES	AMERIGAS		09/11/2002	PRO	8	43.8100	350	0	350	43.8100	0.0000	43.8100	0.0000	0.0000	0.0000	43.8100
24	PT. EVERGLADES	AMERIGAS		09/19/2002	PRO	4	43.8100	175	0	175	43.8100	0.0000	43.8100	0.0000	0.0000	0.0000	43.8100
25	PT. EVERGLADES	AMERIGAS		09/25/2002	PRO	11	43.8100	482	0	482	43.8100	0.0000	43.8100	0.0000	0.0000	0.0000	43.8100
26	RMIERA	FERRELL GAS		09/10/2002	PRO	4	40.0700	160	0	160	40.0700	0.0000	40.0700	0.0000	0.0000	0.0000	40.0700
27	RMIERA	FERRELL GAS		09/13/2002	PRO	4	40.3500	161	0	161	40.3500	0.0000	40.3500	0.0000	0.0000	0.0000	40.3500
28	RMIERA	FERRELL GAS		09/17/2002	PRO	6	40.3200	242	0	242	40.3200	0.0000	40.3200	0.0000	0.0000	0.0000	40.3200
29	RMIERA	FERRELL GAS		09/21/2002	PRO	6	40.3400	242	0	242	40.3400	0.0000	40.3400	0.0000	0.0000	0.0000	40.3400
30	RMIERA	FERRELL GAS		09/03/2002	PRO	4	39.5000	158	0	158	39.5000	0.0000	39.5000	0.0000	0.0000	0.0000	39.5000



2

09-11-51
9,175
11,353
49-11
53 51.55
49-1
1-3
1

49-1
1-3

CONFIDENTIAL

MONTHLY REPORT OF COST AND QUALITY OF FUEL OIL FOR ELECTRIC PLANTS
 DETAIL OF INVOICE AND TRANSPORTATION CHARGES

FPSC FORM NO. 423-1 (a)

1. REPORTING MONTH: SEP YEAR: 2002

2. REPORTING COMPANY: FLORIDA POWER LIGHT COMPANY

3. NAME, TITLE, TELEPHONE NUMBER OF CONTACT PERSON CONCERNING DATA
 SUBMITTED ON THIS FORM: RITA MCLELLAN, REGULATORY AFFAIRS, (305) 552 - 4089

4. SIGNATURE OF OFFICIAL SUBMITTING REPORT: [Signature]

5. DATE COMPLETED: 11/18/2002

(A)	(B)	(C)	(D)	(E)	(F)	(G)	(H)	(I)	(J)	(K)	(L)	(M)	(N)	(O)	(P)	(Q)	(R)
LINE NO.	PLANT	SUPPLIER	DELIVERY LOCATION	DELIVERY DATE	TYPE OIL	VOLUME (BBL)	INVOICE PRICE (\$/BBL)	INVOICE AMOUNT (\$)	DISCOUNT (\$)	NET AMOUNT (\$)	NET PRICE (\$/BBL)	QUALITY ADJUST. (\$/BBL)	EFFECTIVE PUR PRICE (\$/BBL)	TRANSP TO TERM (\$/BBL)	ADDITIONAL TRANS CHGS (\$/BBL)	OTHER CHGS (\$/BBL)	DELIVERED PRICE (\$/BBL)
31	RIVIERA	FERRELLGAS		09/06/2002	PRO	2	39.6900	79	0	79	39.6900	0.0000	39.6900	0.0000	0.0000	0.0000	39.6900
32	RIVIERA	FERRELLGAS		09/24/2002	PRO	4	40.3200	161	0	161	40.3200	0.0000	40.3200	0.0000	0.0000	0.0000	40.3200
33	RIVIERA	FERRELLGAS		09/27/2002	PRO	4	40.3400	161	0	161	40.3400	0.0000	40.3400	0.0000	0.0000	0.0000	40.3400
34	MARTIN	PROPANE		08/04/2002	PRO	11	28.5600	314	0	314	28.5600	0.0000	28.5600	0.0000	0.0000	0.0000	28.5600
35	MANATEE	SUBURBAN		09/19/2002	PRO	5	43.8100	219	0	219	43.8100	0.0000	43.8100	0.0000	0.0000	0.0000	43.8100

(Propane) $5 = 3 + 8 + 4 + 11 + 4 + 1 + 6 + 6 + 4 + 2 + 4 + 4 + 11 + 5$
49-1/1

49-1
1-3
 [Signature]

10-1-02

CONFIDENTIAL

CONFIDENTIAL

PBC

MONTHLY REPORT OF COST AND QUALITY OF FUEL OIL FOR ELECTRIC PLANTS
DETAIL OF INVOICE AND TRANSPORTATION CHARGES

Page 1 of 2

FPSC FORM NO. 423-1 (a)

1. REPORTING MONTH: AUG YEAR, 2002

3. NAME, TITLE, TELEPHONE NUMBER OF CONTACT PERSON CONCERNING DATA
SUBMITTED ON THIS FORM: RITA MCLELLAN, REGULATORY AFFAIRS, (305) 852 - 4089

2. REPORTING COMPANY: FLORIDA POWER LIGHT COMPANY

4. SIGNATURE OF OFFICIAL SUBMITTING REPORT: [Signature]

3

5. DATE COMPLETED: 10/15/2002

(A)	(B)	(C)	(D)	(E)	(F)	(G)	(H)	(I)	(J)	(K)	(L)	(M)	(N)	(O)	(P)	(Q)	(R)
NO.	PLANT	SUPPLIER	DELIVERY LOCATION	DELIVERY DATE	TYPE OIL	VOLUME (BBL)	INVOICE PRICE (\$/BBL)	INVOICE AMOUNT (\$)	DISCOUNT (\$)	NET AMOUNT (\$)	NET PRICE (\$/BBL)	QUALITY ADJUST. (\$/BBL)	EFFECTIVE PUR PRICE (\$/BBL)	TRANSP TO TERM (\$/BBL)	ADDITIONAL TRANS CHGS (\$/BBL)	OTHER CHGS (\$/BBL)	DELIVERED PRICE (\$/BBL)
1	MANATEE	EL PASO	PORT MANATEE	08/11/200	F08	148756							0.0000				26.1767
2	MANATEE	EL PASO	PORT MANATEE	08/18/200	F08	133216							0.0000				25.6847
3	MANATEE	EL PASO	PORT MANATEE	08/24/200	F08	132977							0.0000				25.6847
4	PT. EVERGLADES	EL PASO	PORT EVERGLADES	08/02/200	F08	117083							0.0000				26.2852
5	PT. EVERGLADES	EL PASO	PORT EVERGLADES	08/20/200	F08	145960							0.0000				25.6332
6	RIVIERA	EL PASO	RIVIERA	08/01/200	F08	94498							0.0000				23.4600
7	RIVIERA	EL PASO	RIVIERA	08/13/200	F08	118518							0.0000				26.2830
8	RIVIERA	EL PASO	RIVIERA	08/29/200	F08	113501							0.0000				26.1830
9	TURKEY POINT	EL PASO	FISHER ISLAND	08/22/200	F08	116408							0.0000				26.7739
10	PT. EVERGLADES	PETROBRAS	PORT EVERGLADES	08/15/200	F08	311442							0.0000				17.0442
11	CAPE CANAVERAL	VITOL	PORT CANAVERAL	08/01/200	F08	108483							0.0000				26.0175
12	CAPE CANAVERAL	VITOL	PORT CANAVERAL	08/20/200	F08	105488							0.0000				25.9175
13	CAPE CANAVERAL	VITOL	PORT CANAVERAL	08/28/200	F08	180744							0.0000				25.9175
14	MARTIN	VITOL	PALM BEACH	08/07/200	F08	125131							0.0000				27.0889
15	PT. EVERGLADES	VITOL	PORT EVERGLADES	08/28/200	F08	158184							0.0000				25.6052
16	SANFORD	VITOL	JACKSONVILLE	08/03/200	F08	83268							0.0000				26.7281
17	SANFORD	VITOL	JACKSONVILLE	08/18/200	F08	52875							0.0000				26.6281
18	TURKEY POINT	VITOL	FISHER ISLAND	08/13/200	F08	155352							0.0000				26.1439
19	MARTIN	VPEM	PALM BEACH	08/11/200	F08	122319							0.0000				25.7009
20	MARTIN	VPEM	PALM BEACH	08/21/200	F08	148311							0.0000				25.7009
21	RIVIERA	VPEM	RIVIERA	08/11/200	F08	19885							0.0000				25.4550
22	MANATEE	EL PASO	PORT MANATEE	08/17/200	F08	106781	25.4480	2,716,961	0	2,716,961	25.4490	0.0000	25.4490	0.0000	0.0672	0.1685	25.6847
23	MANATEE	GLENCORE	PORT MANATEE	08/20/200	F08	299475	25.4750	7,629,126	0	7,629,126	25.4750	0.0000	25.4750	0.0000	0.0872	0.1685	25.7167
24	MANATEE	GLENCORE	PORT MANATEE	08/31/200	F08	308525	25.8750	7,983,064	0	7,983,064	25.8750	0.0000	25.8750	0.0000	0.0872	0.1685	26.1107
25	PT. EVERGLADES	AMERIGAS		08/08/200	PRO	14	40.0400	561	0	561	40.0400	0.0000	40.0400	0.0000	0.0000	0.0000	40.0400
26	PT. EVERGLADES	AMERIGAS		08/15/200	PRO	16	40.5300	648	0	648	40.5300	0.0000	40.5300	0.0000	0.0000	0.0000	40.5300
27	PT. EVERGLADES	AMERIGAS		08/20/200	PRO	16	40.5300	648	0	648	40.5300	0.0000	40.5300	0.0000	0.0000	0.0000	40.5300
28	TURKEY POINT	AMERIGAS		08/15/200	PRO	7	41.8300	291	0	291	41.8300	0.0000	41.8300	0.0000	0.0000	0.0000	41.8300
29	PT. EVERGLADES	FERRELL		08/29/200	PRO	7	38.7100	271	0	271	38.7100	0.0000	38.7100	0.0000	0.0000	0.0000	38.7100
30	RIVIERA	FERRELL GAS		08/02/200	PRO	19	38.7200	698	0	698	38.7200	0.0000	38.7200	0.0000	0.0000	0.0000	38.7200

FPSC FORM NO. 423-1 (a) (08/2002)

10

9/11/02

MONTHLY REPORT OF COST AND QUALITY OF FUEL OIL FOR ELECTRIC PLANTS
 DETAIL OF INVOICE AND TRANSPORTATION CHARGES

CONFIDENTIAL

PPSC FORM NO. 423-1 (a)

1. REPORTING MONTH: AUG YEAR: 2002

3. NAME, TITLE, TELEPHONE NUMBER OF CONTACT PERSON CONCERNING DATA
 SUBMITTED ON THIS FORM: RITA MCLELLAN, REGULATORY AFFAIRS, (305) 552 - 4009

2. REPORTING COMPANY: FLORIDA POWER LIGHT COMPANY

4. SIGNATURE OF OFFICIAL SUBMITTING REPORT: [Signature]

5. DATE COMPLETED: 10/15/2002

(A)	(B)	(C)	(D)	(E)	(F)	(G)	(H)	(I)	(J)	(K)	(L)	(M)	(N)	(O)	(P)	(Q)	(R)
NE IO.	PLANT	SUPPLIER	DELIVERY LOCATION	DELIVERY DATE	TYPE OIL	VOLUME (BBL)	INVOICE PRICE (\$/BBL)	INVOICE AMOUNT (\$)	DISCOUNT (\$)	NET AMOUNT (\$)	NET PRICE (\$/BBL)	QUALITY ADJUST. (\$/BBL)	EFFECTIVE PUR PRICE (\$/BBL)	TRANSP TO TERM (\$/BBL)	ADDITIONAL TRANS CHGS (\$/BBL)	OTHER CHGS (\$/BBL)	DELIVERED PRICE (\$/BBL)
31	RIVIERA	FERRELL GAS		08/08/200	PRO	4	36,5100	146	0	146	36,5100	0.0000	36,5100	0.0000	0.0000	0.0000	36,5100
32	RIVIERA	FERRELL GAS		08/08/200	PRO	2	36,6300	73	0	73	36,6300	0.0000	36,6300	0.0000	0.0000	0.0000	36,6300
33	RIVIERA	FERRELL GAS		08/13/200	PRO	2	36,6300	73	0	73	36,6300	0.0000	36,6300	0.0000	0.0000	0.0000	36,6300
34	RIVIERA	FERRELL GAS		08/16/200	PRO	3	37,5100	113	0	113	37,5100	0.0000	37,5100	0.0000	0.0000	0.0000	37,5100
35	RIVIERA	FERRELL GAS		08/20/200	PRO	2	37,7500	76	0	76	37,7500	0.0000	37,7500	0.0000	0.0000	0.0000	37,7500
36	RIVIERA	FERRELL GAS		08/23/200	PRO	4	38,1500	153	0	153	38,1500	0.0000	38,1500	0.0000	0.0000	0.0000	38,1500
37	RIVIERA	FERRELL GAS		08/27/200	PRO	7	38,1500	267	0	267	38,1500	0.0000	38,1500	0.0000	0.0000	0.0000	38,1500
38	RIVIERA	FERRELL GAS		08/30/200	PRO	2	38,7500	76	0	76	38,7500	0.0000	38,7500	0.0000	0.0000	0.0000	38,7500
39	SANFORD	SUBURBAN		08/30/200	PRO	8	37,6100	226	0	226	37,6100	0.0000	37,6100	0.0000	0.0000	0.0000	37,6100
40	MANATEE	SUBURBAN		08/07/200	PRO	6	37,9600	304	0	304	37,9600	0.0000	37,9600	0.0000	0.0000	0.0000	37,9600
41	CAPE CANAVERAL	SUBURBAN		08/20/200	PRO	7	37,6500	264	0	264	37,6500	0.0000	37,6500	0.0000	0.0000	0.0000	37,6500
42	MANATEE	SUBURBAN		08/02/200	PRO	9	37,9900	342	0	342	37,9900	0.0000	37,9900	0.0000	0.0000	0.0000	37,9900
43	MANATEE	SUBURBAN		08/14/200	PRO	7	37,6000	263	0	263	37,6000	0.0000	37,6000	0.0000	0.0000	0.0000	37,6000
44	MANATEE	SUBURBAN		08/22/200	PRO	4	37,8900	152	0	152	37,8900	0.0000	37,8900	0.0000	0.0000	0.0000	37,8900

49-1
1-5
P1

CONFIDENTIAL

(PBC)

(49-1)

FPSC FORM NO. 423-1 (8)

MONTHLY REPORT OF COST AND QUALITY OF FUEL OIL FOR ELECTRIC PLANTS DETAIL OF INVOICE AND TRANSPORTATION CHARGES

1. REPORTING MONTH: SEP YEAR: 2002

2. REPORTING COMPANY: FLORIDA POWER LIGHT COMPANY

3. NAME, TITLE, TELEPHONE NUMBER OF CONTACT PERSON CONCERNING DATA
SUBMITTED ON THIS FORM: RITA MCLELLAN, REGULATORY AFFAIRS, (305) 562-4069


4. SIGNATURE OF OFFICIAL SUBMITTING REPORT: [Signature]

5. DATE COMPLETED: 11/18/2002

Σ (A) = 262,317
Σ (B) = 166,449
Σ (C) = 869,064
Σ (D) = 294,698
Σ (E) = 761,102
Σ (F) = 144,411
Σ (G) = 369,811

Σ (H) = 29,175 (49-1/1)

LINE NO.	(A) PLANT	(B) SUPPLIER	(C) DELIVERY LOCATION	(D) DELIVERY DATE	(E) TYPE	(F) VOLUME OIL (BRLS)	(G) INVOICE PRICE (\$/BBL)	(H) INVOICE AMOUNT (\$)	(I) DISCOUNT (\$)	(J) NET AMOUNT (\$)	(K) NET PRICE (\$/BBL)	(L) QUALITY ADJUST. (\$/BBL)	(M) EFFECTIVE PUR PRICE (\$/BBL)	(N) TRANSP TO TERM (\$/BBL)	(O) ADDITIONAL TRANS CHGS (\$/BBL)	(P) OTHER CHGS (\$/BBL)	(Q) DELIVERED PRICE (\$/BBL)
1	MARTIN	EL PASO	PALM BEACH	09/12/2002	F06	44411											26.9869
2	MANATEE	EL PASO	PORT MANATEE	09/22/2002	F06	127024											16.3857
3	MANATEE	EL PASO	PORT MANATEE	09/30/2002	F06	44718											18.3857
4	PT. EVERGLADES	EL PASO	PORT EVERGLADES	09/13/2002	F06	78193											26.8582
5	TURKEY POINT	EL PASO	FISHER ISLAND	08/11/2002	F06	66780											27.3969
6	TURKEY POINT	EL PASO	FISHER ISLAND	09/26/2002	F06	145089											27.2969
7	PT. EVERGLADES	PETROBRAS	PORT EVERGLADES	09/12/2002	F08	226990											17.0442
8	CAPE CANAVERAL	VITOL	PORT CANAVERAL	09/20/2002	F08	85318											26.8405
9	CAPE CANAVERAL	VITOL	PORT CANAVERAL	09/28/2002	F08	198382											27.6265
10	MARTIN	VITOL	PALM BEACH	09/29/2002	F08	98833											26.9419
11	PT. EVERGLADES	VITOL	PORT EVERGLADES	09/18/2002	F06	68821											26.5282
12	PT. EVERGLADES	VITOL	PORT EVERGLADES	09/27/2002	F06	435868											26.5282
13	SANFORD	VITOL	JACKSONVILLE	09/21/2002	F08	65448											27.5511
14	RIVIERA	VPEM	RIVIERA	09/12/2002	F06	148718											26.7300
15	TURKEY POINT	VPEM	FISHER ISLAND	09/01/2002	F08	150852											28.3459
16	MANATEE	EL PASO	PORT MANATEE	09/21/2002	F06	108067											18.3857
17	MANATEE	EL PASO	PORT MANATEE	09/29/2002	F06	128183											26.4407
18	MANATEE	FAMM	PORT MANATEE	09/17/2002	F08	217486											26.7357
19	PPN	COLONIAL		09/30/2002	F03	18055											38.8500
20	MARTIN	PORT		09/30/2002	F03	2641											41.4900
21	FT. MYERS	ROYAL		09/30/2002	F03	33568											41.0000
22	PT. EVERGLADES	AMERIGAS		09/05/2002	PRO	8	42.8500	343	0	343	42.8500	0.0000	42.8500	0.0000	0.0000	0.0000	42.8500
23	PT. EVERGLADES	AMERIGAS		09/17/2002	PRO	8	43.8100	350	0	350	43.8100	0.0000	43.8100	0.0000	0.0000	0.0000	43.8100
24	PT. EVERGLADES	AMERIGAS		09/19/2002	PRO	4	43.8100	175	0	175	43.8100	0.0000	43.8100	0.0000	0.0000	0.0000	43.8100
25	PT. EVERGLADES	AMERIGAS		09/25/2002	PRO	11	43.8100	482	0	482	43.8100	0.0000	43.8100	0.0000	0.0000	0.0000	43.8100
26	RIVIERA	FERRELL GAS		09/10/2002	PRO	4	40.0700	160	0	160	40.0700	0.0000	40.0700	0.0000	0.0000	0.0000	40.0700
27	RIVIERA	FERRELL GAS		09/13/2002	PRO	4	40.3500	161	0	161	40.3500	0.0000	40.3500	0.0000	0.0000	0.0000	40.3500
28	RIVIERA	FERRELL GAS		09/17/2002	PRO	6	40.3200	242	0	242	40.3200	0.0000	40.3200	0.0000	0.0000	0.0000	40.3200
29	RIVIERA	FERRELL GAS		09/21/2002	PRO	6	40.3400	242	0	242	40.3400	0.0000	40.3400	0.0000	0.0000	0.0000	40.3400
30	RIVIERA	FERRELL GAS		09/03/2002	PRO	4	39.6000	158	0	158	39.6000	0.0000	39.6000	0.0000	0.0000	0.0000	39.6000



FPSC FORM NO. 423-1 (a)

1. REPORTING MONTH: AUG YEAR: 2002

2. REPORTING COMPANY: FLORIDA POWER LIGHT COMPANY

MONTHLY REPORT OF COST AND QUALITY OF FUEL OIL FOR ELECTRIC PLANTS
DETAIL OF INVOICE AND TRANSPORTATION CHARGES

CONFIDENTIAL

3. NAME, TITLE, TELEPHONE NUMBER OF CONTACT PERSON CONCERNING DATA
SUBMITTED ON THIS FORM: RITA MCLELLAN, REGULATORY AFFAIRS, (305) 852 - 4088

4. SIGNATURE OF OFFICIAL SUBMITTING REPORT: *Rita Mclellan*

5. DATE COMPLETED: 10/15/2002

(A)	(B)	(C)	(D)	(E)	(F)	(G)	(H)	(I)	(J)	(K)	(L)	(M)	(N)	(O)	(P)	(Q)	(R)
LINE NO.	PLANT	SUPPLIER	DELIVERY LOCATION	DELIVERY DATE	TYPE OIL	VOLUME (BBL)	INVOICE PRICE (\$/BBL)	INVOICE AMOUNT (\$)	DISCOUNT (\$)	NET AMOUNT (\$)	NET PRICE ADJUST. (\$/BBL)	QUALITY (\$/BBL)	EFFECTIVE PUR PRICE (\$/BBL)	TRANSP TO TERM (\$/BBL)	ADDITIONAL TRANS CHGS (\$/BBL)	OTHER CHGS (\$/BBL)	DELIVERED PRICE (\$/BBL)
1	MANATEE	EL PASO	PORT MANATEE	08/11/200	F08	148756								0.0000			26.1787
2	MANATEE	EL PASO	PORT MANATEE	08/18/200	F08	133216								0.0000			25.6847
3	MANATEE	EL PASO	PORT MANATEE	08/24/200	F08	132977								0.0000			25.6847
4	PT. EVERGLADES	EL PASO	PORT EVERGLADES	08/02/200	F08	117083								0.0000			26.2652
5	PT. EVERGLADES	EL PASO	PORT EVERGLADES	08/20/200	F08	145960								0.0000			25.6332
6	RIVIERA	EL PASO	RIVIERA	08/01/200	F08	96498								0.0000			23.4600
7	RIVIERA	EL PASO	RIVIERA	08/13/200	F08	116518								0.0000			26.2830
8	RIVIERA	EL PASO	RIVIERA	08/29/200	F08	113501								0.0000			26.1830
9	TURKEY POINT	EL PASO	FISHER ISLAND	08/22/200	F08	116406								0.0000			26.7739
10	PT. EVERGLADES	PETROBRAS	PORT EVERGLADES	08/15/200	F08	311442								0.0000			17.0442
11	CAPE CANAVERAL	VITOL	PORT CANAVERAL	08/01/200	F08	108483								0.0000			26.0175
12	CAPE CANAVERAL	VITOL	PORT CANAVERAL	08/20/200	F08	105488								0.0000			25.9175
13	CAPE CANAVERAL	VITOL	PORT CANAVERAL	08/28/200	F08	180744								0.0000			25.9175
14	MARTIN	VITOL	PALM BEACH	08/07/200	F08	125131								0.0000			27.0689
15	PT. EVERGLADES	VITOL	PORT EVERGLADES	08/29/200	F08	159194								0.0000			25.6052
16	SANFORD	VITOL	JACKSONVILLE	08/03/200	F08	83286								0.0000			26.7281
17	SANFORD	VITOL	JACKSONVILLE	08/10/200	F08	82875								0.0000			26.6281
18	TURKEY POINT	VITOL	FISHER ISLAND	08/13/200	F08	155352								0.0000			26.1439
19	MARTIN	VPEM	PALM BEACH	08/11/200	F08	122319								0.0000			25.7009
20	MARTIN	VPEM	PALM BEACH	08/21/200	F08	148311								0.0000			25.7009
21	RIVIERA	VPEM	RIVIERA	08/11/200	F08	19885								0.0000			25.4550
22	MANATEE	EL PASO	PORT MANATEE	08/17/200	F08	106761								0.0000			25.6847
23	MANATEE	GLENCORE	PORT MANATEE	08/20/200	F08	298475								0.0000			25.7107
24	MANATEE	GLENCORE	PORT MANATEE	08/31/200	F08	308525								0.0000			26.1107
25	PT. EVERGLADES	AMERIGAS		08/08/200	PRO	14	40.0400	561	0	561	40.0400	0.0000	40.0400	0.0000	0.0000	0.0000	40.0400
26	PT. EVERGLADES	AMERIGAS		08/15/200	PRO	16	40.5300	648	0	648	40.5300	0.0000	40.5300	0.0000	0.0000	0.0000	40.5300
27	PT. EVERGLADES	AMERIGAS		08/20/200	PRO	16	40.5300	648	0	648	40.5300	0.0000	40.5300	0.0000	0.0000	0.0000	40.5300
28	TURKEY POINT	AMERIGAS		08/15/200	PRO	7	41.6300	291	0	291	41.6300	0.0000	41.6300	0.0000	0.0000	0.0000	41.6300
29	PT. EVERGLADES	FERRELL		08/29/200	PRO	7	36.7100	271	0	271	36.7100	0.0000	36.7100	0.0000	0.0000	0.0000	36.7100
30	RIVIERA	FERRELL GAS		08/02/200	PRO	19	36.7200	698	0	698	36.7200	0.0000	36.7200	0.0000	0.0000	0.0000	36.7200

FPSC FORM NO. 423-1 (a) (08/2002)

CONFIDENTIAL

1-2
1-1-1
1-1-1

FPSC FORM NO. 423-1 (e)

1. REPORTING MONTH: OCT YEAR: 2002

2. REPORTING COMPANY: FLORIDA POWER LIGHT COMPANY

CONFIDENTIAL

PBC CONFIDENTIAL

MONTHLY REPORT OF COST AND QUALITY OF FUEL OIL FOR ELECTRIC PLANTS
DETAIL OF INVOICE AND TRANSPORTATION CHARGES


3. NAME, TITLE, TELEPHONE NUMBER OF CONTACT PERSON CONCERNING DATA
SUBMITTED ON THIS FORM: RITA MCLELLAN, REGULATORY AFFAIRS, (305) 552 - 4068

4. SIGNATURE OF OFFICIAL SUBMITTING REPORT: *Rita McLellan*

5. DATE COMPLETED: 12/18/2002

PBC

(A)	(B)	(C)	(D)	(E)	(F)	(G)	(H)	(I)	(J)	(K)	(L)	(M)	(N)	(O)	(P)	(Q)	(R)
LINE NO.	PLANT	SUPPLIER	DELIVERY LOCATION	DELIVERY DATE	TYPE OIL	VOLUME (BBL)	INVOICE PRICE (\$/BBL)	INVOICE AMOUNT (\$)	DISCOUNT (\$)	NET AMOUNT (\$)	NET PRICE (\$/BBL)	QUALITY ADJUST. (\$/BBL)	EFFECTIVE PUR PRICE (\$/BBL)	TRANSP TO TERM (\$/BBL)	ADDITIONAL TRANS CHGS (\$/BBL)	OTHER CHGS (\$/BBL)	DELIVERED PRICE (\$/BBL)
1	MANATEE	EL PASO	PORT MANATEE	10/07/2002	F06	145923								0.0000			28.2787
2	RIVIERA	EL PASO	RIVIERA	10/20/2002	F06	148408								0.0000			28.0350
3	TURKEY POINT	EL PASO	FISHER ISLAND	10/31/2002	F06	145503								0.0000			28.2269
4	PT. EVERGLADES	PETROBRAS	PORT EVERGLADES	10/20/2002	F06	304858								0.0000			17.0242
5	MARTIN	VITOL	PALM BEACH	10/01/2002	F06	83784								0.0000			27.9919
6	MARTIN	VPEM	PALM BEACH	10/24/2002	F06	39168								0.0000			28.9489
7	MARTIN	VPEM	PALM BEACH	10/28/2002	F06	148380								0.0000			28.9489
8	RIVIERA	VPEM	RIVIERA	10/02/2002	F06	139221								0.0000			28.7030
9	RIVIERA	VPEM	RIVIERA	10/12/2002	F06	148641								0.0000			28.7030
10	RIVIERA	VPEM	RIVIERA	10/24/2002	F06	110758								0.0000			28.7030
11	MARTIN	EL PASO	PALM BEACH	10/21/2002	F06	125784								0.0000			29.9029
12	MANATEE	EL PASO	PORT MANATEE	10/09/2002	F06	127983								0.0000			28.4407
13	TURKEY POINT	EL PASO	FISHER ISLAND	10/21/2002	F06	107813								0.0000			29.6429
14	PT. EVERGLADES	GLENCOPE	PORT EVERGLADES	10/31/2002	F06	109277								0.0000			29.0852
15	MANATEE	J ARON	PORT MANATEE	10/15/2002	F06	315885								0.0000			27.3787
16	MANATEE	SHELL	PORT MANATEE	10/17/2002	F06	170349								0.0000			27.8737
17	MANATEE	SHELL	PORT MANATEE	10/21/2002	F06	124070								0.0000			27.0107
18	CAPE CANAVERAL	VITOL	PORT CANAVERAL	10/18/2002	F06	234158								0.0000			27.6615
19	CAPE CANAVERAL	VITOL	PORT CANAVERAL	10/26/2002	F06	158419								0.0000			25.8845
20	SANFORD	VITOL	JACKSONVILLE	10/17/2002	F06	65203								0.0000			28.4941
21	MARTIN	WPI	PALM BEACH	10/22/2002	F06	100038								0.0000			29.8609
22	MARTIN	WPI	PALM BEACH	10/26/2002	F06	101878								0.0000			29.7779
23	MANATEE	WPI	PORT MANATEE	10/25/2002	F06	118525								0.0000			28.8757
24	PT. EVERGLADES	WPI	PORT EVERGLADES	10/12/2002	F06	200880								0.0000			28.9742
25	TURKEY POINT	WPI	FISHER ISLAND	10/18/2002	F06	98397								0.0000			29.6729
26	MANATEE	ELPASO		10/19/2002	F02	7424								0.0000			42.2100
27	MANATEE	ELPASO		10/19/2002	F02	7443								0.0000			42.2100
28	PFL	EL PASO		10/28/2002	F03	15003								0.0000			46.0700
29	PFL	EL PASO		10/31/2002	F03	29977								0.0000			46.5200
30	PT. EVERGLADES	EL PASO		10/31/2002	F03	15088								0.0000			46.1800



49-1
2-1
P2
Page 2 of 2

CONFIDENTIAL

MONTHLY REPORT OF COST AND QUALITY OF FUEL OIL FOR ELECTRIC PLANTS
DETAIL OF INVOICE AND TRANSPORTATION CHARGES

FPSC FORM NO. 423-1 (a)

1. REPORTING MONTH: OCT YEAR: 2002

2. REPORTING COMPANY: FLORIDA POWER LIGHT COMPANY

3. NAME, TITLE, TELEPHONE NUMBER OF CONTACT PERSON CONCERNING DATA
SUBMITTED ON THIS FORM: RITA MCLELLAN, REGULATORY AFFAIRS, (305) 652-4088

4. SIGNATURE OF OFFICIAL SUBMITTING REPORT: [Signature]

5. DATE COMPLETED: 12/18/2002

(A)	(B)	(C)	(D)	(E)	(F)	(G)	(H)	(I)	(J)	(K)	(L)	(M)	(N)	(O)	(P)	(Q)	(R)
LINE NO.	PLANT	SUPPLIER	DELIVERY LOCATION	DELIVERY DATE	TYPE OIL	VOLUME (BBL)	INVOICE PRICE (\$/BBL)	INVOICE AMOUNT (\$)	DISCOUNT (\$)	NET AMOUNT (\$)	NET PRICE (\$/BBL)	QUALITY ADJUST. (\$/BBL)	EFFECTIVE PUR PRICE (\$/BBL)	TRANSP TO TERM (\$/BBL)	ADDITIONAL TRANS CHGS (\$/BBL)	OTHER CHGS (\$/BBL)	DELIVERED PRICE (\$/BBL)
31	MARTIN	PORT		10/31/2002	F03	33077								0.0000			42.0000
32	FT. MYERS	ROYAL		10/28/2002	F03	5359								0.0000			42.5000
33	TURKEY POINT	AMERIGAS		10/08/2002	PRO	8	45.2200	362	0	362	45.2200	0.0000	45.2200	0.0000	0.0000	0.0000	45.2200
34	TURKEY POINT	AMERIGAS		10/31/2002	PRO	8	45.2200	271	0	271	45.2200	0.0000	45.2200	0.0000	0.0000	0.0000	45.2200
35	PT. EVERGLADES	AMERIGAS		10/01/2002	PRO	2	44.3200	89	0	89	44.3200	0.0000	44.3200	0.0000	0.0000	0.0000	44.3200
36	PT. EVERGLADES	AMERIGAS		10/10/2002	PRO	5	44.3200	222	0	222	44.3200	0.0000	44.3200	0.0000	0.0000	0.0000	44.3200
37	PT. EVERGLADES	AMERIGAS		10/16/2002	PRO	4	44.5900	178	0	178	44.5900	0.0000	44.5900	0.0000	0.0000	0.0000	44.5900
38	PT. EVERGLADES	AMERIGAS		10/24/2002	PRO	4	44.5200	178	0	178	44.5200	0.0000	44.5200	0.0000	0.0000	0.0000	44.5200
39	PT. EVERGLADES	AMERIGAS		10/30/2002	PRO	4	44.5200	178	0	178	44.5200	0.0000	44.5200	0.0000	0.0000	0.0000	44.5200
40	RMERA	FERRELLGAS		10/01/2002	PRO	6	40.9800	246	0	246	40.9800	0.0000	40.9800	0.0000	0.0000	0.0000	40.9800
41	RMERA	FERRELLGAS		10/04/2002	PRO	4	40.7800	163	0	163	40.7800	0.0000	40.7800	0.0000	0.0000	0.0000	40.7800
42	RMERA	FERRELLGAS		10/08/2002	PRO	4	36.7300	147	0	147	36.7300	0.0000	36.7300	0.0000	0.0000	0.0000	36.7300
43	RMERA	FERRELLGAS		10/11/2002	PRO	4	40.8700	163	0	163	40.8700	0.0000	40.8700	0.0000	0.0000	0.0000	40.8700
44	RMERA	FERRELLGAS		10/15/2002	PRO	4	41.1000	164	0	164	41.1000	0.0000	41.1000	0.0000	0.0000	0.0000	41.1000
45	RMERA	FERRELLGAS		10/18/2002	PRO	3	41.2700	124	0	124	41.2700	0.0000	41.2700	0.0000	0.0000	0.0000	41.2700
46	RMERA	FERRELLGAS		10/22/2002	PRO	3	36.8000	111	0	111	36.8000	0.0000	36.8000	0.0000	0.0000	0.0000	36.8000
47	RMERA	FERRELLGAS		10/25/2002	PRO	4	41.1800	165	0	165	41.1800	0.0000	41.1800	0.0000	0.0000	0.0000	41.1800
48	RMERA	FERRELLGAS		10/29/2002	PRO	3	41.0300	123	0	123	41.0300	0.0000	41.0300	0.0000	0.0000	0.0000	41.0300
49	MARTIN	INDIANTOWN		10/28/2002	PRO	11	34.8600	383	0	383	34.8600	0.0000	34.8600	0.0000	0.0000	0.0000	34.8600
50	MANATEE	SUBURBAN		10/18/2002	PRO	3	42.8500	128	0	128	42.8500	0.0000	42.8500	0.0000	0.0000	0.0000	42.8500
51	SANFORD	SUBURBAN		10/11/2002	PRO	9	42.4200	382	0	382	42.4200	0.0000	42.4200	0.0000	0.0000	0.0000	42.4200
52	MANATEE	SUBURBAN		10/30/2002	PRO	24	42.1100	1,011	0	1,011	42.1100	0.0000	42.1100	0.0000	0.0000	0.0000	42.1100
53	CAPE CANAVERAL	SUBURBAN		10/04/2002	PRO	6	40.9700	246	0	246	40.9700	0.0000	40.9700	0.0000	0.0000	0.0000	40.9700

= 3,657,540 29-1/2

22

18-1/2
18-1/2
18-1/2

CONFIDENTIAL

PBC

CONFIDENTIAL
7/18/03

Page 1 of 2

MONTHLY REPORT OF COST AND QUALITY OF FUEL OIL FOR ELECTRIC PLANTS
DETAIL OF INVOICE AND TRANSPORTATION CHARGES

FPSC FORM NO. 423-1 (a)

1. REPORTING MONTH: OCT YEAR: 2002

3. NAME, TITLE, TELEPHONE NUMBER OF CONTACT PERSON CONCERNING DATA
SUBMITTED ON THIS FORM: RITA MCLELLAN, REGULATORY AFFAIRS, (305) 852-4098

2. REPORTING COMPANY: FLORIDA POWER LIGHT COMPANY

4. SIGNATURE OF OFFICIAL SUBMITTING REPORT: [Signature]

5. DATE COMPLETED: 12/11/2002

2

NE NO.	(B) PLANT	(C) SUPPLIER	(M) DELIVERY LOCATION	(E) DELIVERY DATE	(F) TYPE OIL	(G) VOLUME (BBL)	(H) INVOICE PRICE (\$/BBL)	(I) INVOICE AMOUNT (\$)	(J) DISCOUNT AMOUNT (\$)	(K) NET PRICE (\$/BBL)	(L) NET PRICE ADJUST. (\$/BBL)	(M) QUALITY PUR PRICE (\$/BBL)	(N) EFFECTIVE PUR PRICE (\$/BBL)	(O) TRANSP TO TERM (\$/BBL)	(P) ADDITIONAL TRANS CHGS (\$/BBL)	(Q) OTHER CHGS (\$/BBL)	(R) DELIVERED PRICE (\$/BBL)
1	MANATEE	EL PASO	PORT MANATEE	10/07/2002	F06	145923								0.0000			28.2787
2	RMIERA	EL PASO	RMIERA	10/20/2002	F06	148108								0.0000			28.0350
3	TURKEY POINT	EL PASO	FISHER ISLAND	10/31/2002	F06	145503								0.0000			28.2268
4	PT. EVERGLADES	PETROBRAS	PORT EVERGLADES	10/20/2002	F06	304856								0.0000			17.0242
5	MARTIN	VITOL	PALM BEACH	10/01/2002	F06	83784								0.0000			27.0819
6	MARTIN	VPEM	PALM BEACH	10/24/2002	F06	38168								0.0000			28.8489
7	MARTIN	VPEM	PALM BEACH	10/28/2002	F06	146380								0.0000			28.8489
8	RMIERA	VPEM	RMIERA 15, 116	10/02/2002	F06	138221								0.0000			28.7030
9	RMIERA	VPEM	RMIERA 152, 964	10/12/2002	F06	148641								0.0000			28.7030
10	RMIERA	VPEM	RMIERA 116, 250	10/24/2002	F06	110758								0.0000			28.7030
11	MARTIN	EL PASO	PALM BEACH 09-112-3	10/21/2002	F06	125784								0.0000			28.9029
12	MANATEE	EL PASO	PORT MANATEE	10/09/2002	F06	127093								0.0000			28.4407
13	TURKEY POINT	EL PASO	FISHER ISLAND	10/21/2002	F06	107813								0.0000			29.8429
14	PT. EVERGLADES	GLENCORE	PORT EVERGLADES	10/31/2002	F06	109277								0.0000			29.0852
15	MANATEE	JARON	PORT MANATEE	10/15/2002	F06	315885								0.0000			27.3787
16	MANATEE	SHELL	PORT MANATEE	10/17/2002	F06	170340								0.0000			27.8737
17	MANATEE	SHELL	PORT MANATEE	10/21/2002	F06	124070								0.0000			27.0107
18	CAPE CANAVERAL	VITOL	PORT CANAVERAL	10/18/2002	F06	234159								0.0000			27.8815
19	CAPE CANAVERAL	VITOL	PORT CANAVERAL	10/28/2002	F06	158419								0.0000			28.8845
20	SANFORD	VITOL	JACKSONVILLE	10/17/2002	F06	65203								0.0000			28.4841
21	MARTIN	WPI	PALM BEACH	10/22/2002	F06	100038								0.0000			29.8609
22	MARTIN	WPI	PALM BEACH	10/26/2002	F06	101876								0.0000			29.7779
23	MANATEE	WPI	PORT MANATEE	10/25/2002	F06	118525								0.0000			28.8757
24	PT. EVERGLADES	WPI	PORT EVERGLADES	10/12/2002	F06	200880								0.0000			28.9742
25	TURKEY POINT	WPI	FISHER ISLAND	10/18/2002	F06	98397								0.0000			28.6729
26	MANATEE	ELPASO	PORT MANATEE	10/19/2002	F02	7424								0.0000			42.2100
27	MANATEE	ELPASO	PORT MANATEE	10/19/2002	F02	7443								0.0000			42.2100
28	PFL	EL PASO	PORT MANATEE	10/28/2002	F03	15003								0.0000			48.0700
29	PFL	EL PASO	PORT MANATEE	10/31/2002	F03	28877								0.0000			48.8200
30	PT. EVERGLADES	EL PASO	PORT MANATEE	10/31/2002	F03	15068								0.0000			48.1800

FPSC FORM NO. 423-1 (a) (10/2002) 19-12-3/17.1

2-2
164
17

MONTHLY REPORT OF COST AND QUALITY OF FUEL OIL FOR ELECTRIC PLANTS
DETAIL OF INVOICE AND TRANSPORTATION CHARGES

CONFIDENTIAL

FPSC FORM NO. 423-1 (a)

1. REPORTING MONTH: OCT YEAR: 2002

3. NAME, TITLE, TELEPHONE NUMBER OF CONTACT PERSON CONCERNING DATA
SUBMITTED ON THIS FORM: RITA MCLELLAN, REGULATORY AFFAIRS, (305) 652-4089

2. REPORTING COMPANY: FLORIDA POWER LIGHT COMPANY

4. SIGNATURE OF OFFICIAL SUBMITTING REPORT: [Signature]

5. DATE COMPLETED: 12/18/2002

(A) JNE NO.	(B) PLANT	(C) SUPPLIER	(D) DELIVERY LOCATION	(E) DELIVERY DATE	(F) TYPE OIL	(G) VOLUME (BBL)	(H) INVOICE PRICE (\$/BBL)	(I) INVOICE AMOUNT (\$)	(J) DISCOUNT (\$)	(K) NET AMOUNT (\$)	(L) NET PRICE (\$/BBL)	(M) QUALITY ADJUST. (\$/BBL)	(N) EFFECTIVE PUR PRICE (\$/BBL)	(O) TRANSP TO TERM (\$/BBL)	(P) ADDITIONAL TRANS CHGS (\$/BBL)	(Q) OTHER CHGS (\$/BBL)	(R) DELIVERED PRICE (\$/BBL)
31	MARTIN	PORT	11-11-02	10/31/2002	F03	33077								0.0000			42.0000
32	FT. MYERS	ROYAL	11-25-02	10/28/2002	F03	5359								0.0000			42.5000
33	TURKEY POINT	AMERIGAS	11-25-02	10/08/2002	PRO	8	45.2200	382	0	382	45.2200	0.0000	45.2200	0.0000	0.0000	0.0000	45.2200
34	TURKEY POINT	AMERIGAS	33-077	10/31/2002	PRO	8	45.2200	271	0	271	45.2200	0.0000	45.2200	0.0000	0.0000	0.0000	45.2200
35	PT. EVERGLADES	AMERIGAS		10/01/2002	PRD	2	44.3200	89	0	89	44.3200	0.0000	44.3200	0.0000	0.0000	0.0000	44.3200
36	PT. EVERGLADES	AMERIGAS		10/10/2002	PRO	5	44.3200	222	0	222	44.3200	0.0000	44.3200	0.0000	0.0000	0.0000	44.3200
37	PT. EVERGLADES	AMERIGAS		10/16/2002	PRO	4	44.5900	178	0	178	44.5900	0.0000	44.5900	0.0000	0.0000	0.0000	44.5900
38	PT. EVERGLADES	AMERIGAS		10/24/2002	PRO	4	44.5200	178	0	178	44.5200	0.0000	44.5200	0.0000	0.0000	0.0000	44.5200
39	PT. EVERGLADES	AMERIGAS		10/30/2002	PRO	4	44.5200	178	0	178	44.5200	0.0000	44.5200	0.0000	0.0000	0.0000	44.5200
40	RIVIERA	FERRELLGAS		10/01/2002	PRO	6	40.9800	248	0	248	40.9800	0.0000	40.9800	0.0000	0.0000	0.0000	40.9800
41	RIVIERA	FERRELLGAS		10/04/2002	PRO	4	40.7600	163	0	163	40.7600	0.0000	40.7600	0.0000	0.0000	0.0000	40.7600
42	RIVIERA	FERRELLGAS		10/08/2002	PRO	4	38.7300	147	0	147	38.7300	0.0000	38.7300	0.0000	0.0000	0.0000	38.7300
43	RIVIERA	FERRELLGAS		10/11/2002	PRO	4	40.8700	163	0	163	40.8700	0.0000	40.8700	0.0000	0.0000	0.0000	40.8700
44	RIVIERA	FERRELLGAS		10/15/2002	PRO	4	41.1000	164	0	164	41.1000	0.0000	41.1000	0.0000	0.0000	0.0000	41.1000
45	RIVIERA	FERRELLGAS		10/18/2002	PRO	3	41.2700	124	0	124	41.2700	0.0000	41.2700	0.0000	0.0000	0.0000	41.2700
46	RIVIERA	FERRELLGAS		10/22/2002	PRO	3	38.9000	111	0	111	38.9000	0.0000	38.9000	0.0000	0.0000	0.0000	38.9000
47	RIVIERA	FERRELLGAS		10/25/2002	PRO	4	41.1800	165	0	165	41.1800	0.0000	41.1800	0.0000	0.0000	0.0000	41.1800
48	RIVIERA	FERRELLGAS		10/29/2002	PRO	3	41.0300	123	0	123	41.0300	0.0000	41.0300	0.0000	0.0000	0.0000	41.0300
49	MARTIN	INDIANTOWN		10/28/2002	PRO	11	34.8600	383	0	383	34.8600	0.0000	34.8600	0.0000	0.0000	0.0000	34.8600
50	MANATEE	SUBURBAN		10/18/2002	PRO	3	42.8500	128	0	128	42.8500	0.0000	42.8500	0.0000	0.0000	0.0000	42.8500
51	SANFORD	SUBURBAN		10/11/2002	PRO	9	42.4200	382	0	382	42.4200	0.0000	42.4200	0.0000	0.0000	0.0000	42.4200
52	MANATEE	SUBURBAN		10/30/2002	PRO	24	42.1100	1,011	0	1,011	42.1100	0.0000	42.1100	0.0000	0.0000	0.0000	42.1100
53	CAPE CANAVERAL	SUBURBAN		10/04/2002	PRO	6	40.9700	248	0	248	40.9700	0.0000	40.9700	0.0000	0.0000	0.0000	40.9700

(initials) 121 = 1-1 + 2 + 10 - 1 + 4 + 4 + 4 - 1 = 24 = 22 + 11 = 2 + 9 + 34 + 6
49-1/2

494
2-4
/1

CONFIDENTIAL

PBC

YU
7/25/03

CONFIDENTIAL

Σ(A) = 170,901 49-1/2

MONTHLY REPORT OF COST AND QUALITY OF FUEL OIL FOR ELECTRIC PLANTS
DETAIL OF INVOICE AND TRANSPORTATION CHARGES

FPSC FORM NO. 423-1 (a)

1. REPORTING MONTH: SEP YEAR: 2002
2. REPORTING COMPANY: FLORIDA POWER LIGHT COMPANY

3. NAME, TITLE, TELEPHONE NUMBER OF CONTACT PERSON CONCERNING DATA SUBMITTED ON THIS FORM: RITA MCLELLAN, REGULATORY AFFAIRS, (305) 652-4069

4. SIGNATURE OF OFFICIAL SUBMITTING REPORT: *[Signature]*

5. DATE COMPLETED: 11/19/2002

(A)	(B)	(C)	(D)	(E)	(F)	(G)	(H)	(I)	(J)	(K)	(L)	(M)	(N)	(O)	(P)	(Q)	(R)
LINE NO.	PLANT	SUPPLIER	DELIVERY LOCATION	DELIVERY DATE	TYPE OIL	VOLUME (BBL)	INVOICE PRICE (\$/BBL)	INVOICE AMOUNT (\$)	DISCOUNT (\$)	NET AMOUNT (\$)	NET PRICE (\$/BBL)	QUALITY ADJUST. (\$/BBL)	EFFECTIVE PUR PRICE (\$/BBL)	TRANSP TO TERM (\$/BBL)	ADDITIONAL TRANS CHGS (\$/BBL)	OTHER CHGS (\$/BBL)	DELIVERED PRICE (\$/BBL)
1	MARTIN	EL PASO	PALM BEACH	09/01/2002	F08	144411								0.0000			26.9869
2	MANATEE	EL PASO	PORT MANATEE	09/22/2002	F08	127024								0.0000			16.3857
3	MANATEE	EL PASO	PORT MANATEE	09/30/2002	F08	24718								0.0000			16.3857
4	PT. EVERGLADES	EL PASO	PORT EVERGLADES	09/13/2002	F06	78193								0.0000			26.8582
5	TURKEY POINT	EL PASO	FISHER ISLAND	09/11/2002	F06	66780								0.0000			27.3969
6	TURKEY POINT	EL PASO	FISHER ISLAND	09/26/2002	F06	145089								0.0000			27.2969
7	PT. EVERGLADES	PETROBRAS	PORT EVERGLADES	09/12/2002	F06	328990								0.0000			17.0442
8	CAPE CANAVERAL	VITOL	PORT CANAVERAL	09/20/2002	F08	95316								0.0000			26.8405
9	CAPE CANAVERAL	VITOL	PORT CANAVERAL	09/28/2002	F08	199382								0.0000			27.8265
10	MARTIN	VITOL	PALM BEACH	09/29/2002	F08	88833								0.0000			26.9419
11	PT. EVERGLADES	VITOL	PORT EVERGLADES	09/18/2002	F06	168821								0.0000			26.5282
12	PT. EVERGLADES	VITOL	PORT EVERGLADES	09/27/2002	F08	135868								0.0000			26.5282
13	SANFORD	VITOL	JACKSONVILLE	09/21/2002	F08	66449								0.0000			27.5511
14	RIVIERA	VPEM	RIVIERA	09/12/2002	F06	148716								0.0000			26.7300
15	TURKEY POINT	VPEM	FISHER ISLAND	09/01/2002	F06	150952								0.0000			26.3459
16	MANATEE	EL PASO	PORT MANATEE	09/21/2002	F06	108067								0.0000			16.3857
17	MANATEE	EL PASO	PORT MANATEE	09/29/2002	F08	2128183								0.0000			26.4407
18	MANATEE	FAMM	PORT MANATEE	09/17/2002	F06	217486								0.0000			26.7357
19	PEN	GOLONIAL		09/30/2002	F03	185514								0.0000			38.0500
20	MARTIN	PORT		09/30/2002	F03	28414								0.0000			41.4900
21	FT. MYERS	ROYAL		09/30/2002	F03	33588								0.0000			41.0000
22	PT. EVERGLADES	AMERIGAS		09/15/2002	PRO	8	42.8500	343	0	343	42.8500	0.0000	42.8500	0.0000	0.0000	0.0000	42.8500
23	PT. EVERGLADES	AMERIGAS		09/11/2002	PRO	8	43.8100	350	0	350	43.8100	0.0000	43.8100	0.0000	0.0000	0.0000	43.8100
24	PT. EVERGLADES	AMERIGAS		09/19/2002	PRO	4	43.8100	175	0	175	43.8100	0.0000	43.8100	0.0000	0.0000	0.0000	43.8100
25	PT. EVERGLADES	AMERIGAS		09/25/2002	PRO	11	43.8100	482	0	482	43.8100	0.0000	43.8100	0.0000	0.0000	0.0000	43.8100
26	RIVIERA	FERRELL GAS		09/10/2002	PRO	4	40.0700	160	0	160	40.0700	0.0000	40.0700	0.0000	0.0000	0.0000	40.0700
27	RIVIERA	FERRELL GAS		09/13/2002	PRO	4	40.3500	161	0	161	40.3500	0.0000	40.3500	0.0000	0.0000	0.0000	40.3500
28	RIVIERA	FERRELL GAS		09/17/2002	PRO	6	40.3200	242	0	242	40.3200	0.0000	40.3200	0.0000	0.0000	0.0000	40.3200
29	RIVIERA	FERRELL GAS		09/21/2002	PRO	6	40.3400	242	0	242	40.3400	0.0000	40.3400	0.0000	0.0000	0.0000	40.3400
30	RIVIERA	FERRELL GAS		09/03/2002	PRO	4	39.5000	158	0	158	39.5000	0.0000	39.5000	0.0000	0.0000	0.0000	39.5000

49-1
24-12

CONFIDENTIAL

Page 2 of 2

MONTHLY REPORT OF COST AND QUALITY OF FUEL OIL FOR ELECTRIC PLANTS
DETAIL OF INVOICE AND TRANSPORTATION CHARGES

FPSC FORM NO. 423-1 (a)

1. REPORTING MONTH: SEP YEAR: 2002

3. NAME, TITLE, TELEPHONE NUMBER OF CONTACT PERSON CONCERNING DATA
SUBMITTED ON THIS FORM: RITA MCLELLAN, REGULATORY AFFAIRS, (305) 532 - 4069

2. REPORTING COMPANY: FLORIDA POWER LIGHT COMPANY

4. SIGNATURE OF OFFICIAL SUBMITTING REPORT: *[Signature]*

5. DATE COMPLETED: 11/18/2002

(A)	(B)	(C)	(D)	(E)	(F)	(G)	(H)	(I)	(J)	(K)	(L)	(M)	(N)	(O)	(P)	(Q)	(R)
LINE NO.	PLANT	SUPPLIER	DELIVERY LOCATION	DELIVERY DATE	TYPE OIL	VOLUME (BBL)	INVOICE PRICE (\$/BBL)	INVOICE AMOUNT (\$)	DISCOUNT (\$)	NET AMOUNT (\$)	NET PRICE (\$/BBL)	QUALITY ADJUST. (\$/BBL)	EFFECTIVE PUR PRICE (\$/BBL)	TRANSP TO TERM (\$/BBL)	ADDITIONAL TRANS CHGS (\$/BBL)	OTHER CHGS (\$/BBL)	DELIVERED PRICE (\$/BBL)
31	RMIERA	FERRELLGAS		09/06/2002	PRO	2	39.8900	79	0	79	39.8900	0.0000	39.8900	0.0000	0.0000	0.0000	39.8900
32	RMIERA	FERRELLGAS		09/24/2002	PRO	4	40.3200	161	0	161	40.3200	0.0000	40.3200	0.0000	0.0000	0.0000	40.3200
33	RMIERA	FERRELLGAS		09/27/2002	PRO	4	40.3400	161	0	161	40.3400	0.0000	40.3400	0.0000	0.0000	0.0000	40.3400
34	MARTIN	PROPANE		09/04/2002	PRO	11	28.5600	314	0	314	28.5600	0.0000	28.5600	0.0000	0.0000	0.0000	28.5600
35	MANATEE	SURIPRAN		09/19/2002	PRO	5	43.8100	219	0	219	43.8100	0.0000	43.8100	0.0000	0.0000	0.0000	43.8100

49-1
2-5
P1

CONFIDENTIAL

YU
7/98/03
PDC CONFIDENTIAL

MONTHLY REPORT OF COST AND QUALITY OF FUEL OIL FOR ELECTRIC PLANTS DETAIL OF INVOICE AND TRANSPORTATION CHARGES

FPSC FORM NO. 423-1 (e)

1. REPORTING MONTH: OCT YEAR: 2002

3. NAME, TITLE, TELEPHONE NUMBER OF CONTACT PERSON CONCERNING DATA SUBMITTED ON THIS FORM: RITA MCLELLAN, REGULATORY AFFAIRS, (305) 852-4499

2. REPORTING COMPANY: FLORIDA POWER LIGHT COMPANY

4. SIGNATURE OF OFFICIAL SUBMITTING REPORT: [Signature]

5. DATE COMPLETED: 12/18/2002

(4)

(A)	(B)	(C)	(D)	(E)	(F)	(G)	(H)	(I)	(J)	(K)	(L)	(M)	(N)	(O)	(P)	(Q)	(R)
NE NO.	PLANT	SUPPLIER	DELIVERY LOCATION	DELIVERY DATE	TYPE OIL	VOLUME (BBL)	INVOICE PRICE (\$/BBL)	INVOICE AMOUNT (\$)	DISCOUNT (\$)	NET AMOUNT (\$)	NET PRICE (\$/BBL)	QUALITY PUR (\$/BBL)	EFFECTIVE PUR PRICE (\$/BBL)	TRANSP TO TERM (\$/BBL)	ADDITIONAL TRANS CHGS (\$/BBL)	OTHER CHGS (\$/BBL)	DELIVERED PRICE (\$/BBL)
1	MANATEE	EL PASO	PORT MANATEE	10/07/2002	F08	145923								0.0000			28.2787
2	RIVIERA	EL PASO	RIVIERA	10/20/2002	F08	148408								0.0000			28.0350
3	TURKEY POINT	EL PASO	FISHER ISLAND	10/31/2002	F08	145503								0.0000			28.2269
4	PT. EVERGLADES	PETROBRAS	PORT EVERGLADES	10/20/2002	F08	304858								0.0000			17.0242
5	MARTIN	VITOL	PALM BEACH	10/01/2002	F08	83784								0.0000			27.9919
6	MARTIN	VPEM	PALM BEACH	10/24/2002	F08	39188								0.0000			28.9489
7	MARTIN	VPEM	PALM BEACH	10/28/2002	F08	148380								0.0000			28.9489
8	RIVIERA	VPEM	RIVIERA	10/02/2002	F08	139221								0.0000			28.7030
9	RIVIERA	VPEM	RIVIERA	10/12/2002	F08	148841								0.0000			28.7030
10	RIVIERA	VPEM	RIVIERA	10/24/2002	F08	110758								0.0000			28.7030
11	MARTIN	EL PASO	PALM BEACH	10/21/2002	F08	125784								0.0000			28.9029
12	MANATEE	EL PASO	PORT MANATEE	10/09/2002	F08	127993								0.0000			28.4407
13	TURKEY POINT	EL PASO	FISHER ISLAND	10/21/2002	F08	107813								0.0000			29.8429
14	PT. EVERGLADES	GLENGORE	PORT EVERGLADES	10/31/2002	F08	109277								0.0000			29.0852
15	MANATEE	J ARON	PORT MANATEE	10/15/2002	F08	135885								0.0000			27.3787
16	MANATEE	SHELL	PORT MANATEE	10/17/2002	F08	170349								0.0000			27.8737
17	MANATEE	SHELL	PORT MANATEE	10/21/2002	F08	124070								0.0000			27.0107
18	CAPE CANAVERAL	VITOL	PORT CANAVERAL	10/18/2002	F08	234158								0.0000			27.8615
19	CAPE CANAVERAL	VITOL	PORT CANAVERAL	10/26/2002	F08	159419								0.0000			26.8845
20	SANFORD	VITOL	JACKSONVILLE	10/17/2002	F08	85203								0.0000			28.4941
21	MARTIN	WPI	PALM BEACH	10/22/2002	F08	100038								0.0000			29.8609
22	MARTIN	WPI	PALM BEACH	10/29/2002	F08	101878								0.0000			28.7778
23	MANATEE	WPI	PORT MANATEE	10/25/2002	F08	118525								0.0000			28.8757
24	PT. EVERGLADES	WPI	PORT EVERGLADES	10/12/2002	F08	200680								0.0000			28.9742
25	TURKEY POINT	WPI	FISHER ISLAND	10/18/2002	F08	288387								0.0000			29.8729
26	MANATEE	EL PASO		10/19/2002	F02	7424								0.0000			42.2100
27	MANATEE	EL PASO		10/19/2002	F02	7443								0.0000			42.2100
28	FPFL	EL PASO		10/28/2002	F03	15003								0.0000			48.0700
29	FPFL	EL PASO		10/31/2002	F03	28977								0.0000			48.5200
30	PT. EVERGLADES	EL PASO		10/31/2002	F03	18088								0.0000			48.1800

FPSC FORM NO. 423-1 (e) (10/2002) 14, 990
14, 997 (Katherine)

49-1
25
P2

CONFIDENTIAL

MONTHLY REPORT OF COST AND QUALITY OF FUEL OIL FOR ELECTRIC PLANTS
DETAIL OF INVOICE AND TRANSPORTATION CHARGES

FPSC FORM NO. 423-1 (e)

1. REPORTING MONTH: OCT YEAR: 2002

3. NAME, TITLE, TELEPHONE NUMBER OF CONTACT PERSON CONCERNING DATA
SUBMITTED ON THIS FORM: RITA MCLELLAN, REGULATORY AFFAIRS, (305) 822 - 4089

2. REPORTING COMPANY: FLORIDA POWER LIGHT COMPANY

4. SIGNATURE OF OFFICIAL SUBMITTING REPORT: H. Long

5. DATE COMPLETED: 12/18/2002

(A)	(B)	(C)	(D)	(E)	(F)	(G)	(H)	(I)	(J)	(K)	(L)	(M)	(N)	(O)	(P)	(Q)	(R)
LINE NO.	PLANT	SUPPLIER	DELIVERY LOCATION	DELIVERY DATE	TYPE OIL	VOLUME (BBL)	INVOICE PRICE (\$/BBL)	INVOICE AMOUNT (\$)	DISCOUNT (\$)	NET AMOUNT (\$)	NET PRICE (\$/BBL)	QUALITY ADJUST. (\$/BBL)	EFFECTIVE PUR PRICE (\$/BBL)	TRANSP TO TERM (\$/BBL)	ADDITIONAL TRANS CHGS (\$/BBL)	OTHER CHGS (\$/BBL)	DELIVERED PRICE (\$/BBL)
31	MARTIN	PORT		10/31/2002	F03	33077								0.0000			42.0000
32	FT. MYERS	ROYAL		10/28/2002	F03	5359								0.0000			42.5000
33	TURKEY POINT	AMERIGAS	45,177	10/08/2002	PRO	8	45.2200	362	0	362	45.2200	0.0000	45.2200	0.0000	0.0000	0.0000	45.2200
34	TURKEY POINT	AMERIGAS	41,757 (cont.)	10/31/2002	PRO	6	45.2200	271	0	271	45.2200	0.0000	45.2200	0.0000	0.0000	0.0000	45.2200
35	PT. EVERGLADES	AMERIGAS	24,540	10/01/2002	PRO	2	44.3200	89	0	89	44.3200	0.0000	44.3200	0.0000	0.0000	0.0000	44.3200
36	PT. EVERGLADES	AMERIGAS		10/10/2002	PRO	5	44.3200	222	0	222	44.3200	0.0000	44.3200	0.0000	0.0000	0.0000	44.3200
37	PT. EVERGLADES	AMERIGAS		10/18/2002	PRO	4	44.5900	178	0	178	44.5900	0.0000	44.5900	0.0000	0.0000	0.0000	44.5900
38	PT. EVERGLADES	AMERIGAS		10/24/2002	PRO	4	44.5200	178	0	178	44.5200	0.0000	44.5200	0.0000	0.0000	0.0000	44.5200
39	PT. EVERGLADES	AMERIGAS		10/30/2002	PRO	4	44.5200	178	0	178	44.5200	0.0000	44.5200	0.0000	0.0000	0.0000	44.5200
40	RIVIERA	FERRELLGAS		10/01/2002	PRO	6	40.9800	246	0	246	40.9800	0.0000	40.9800	0.0000	0.0000	0.0000	40.9800
41	RIVIERA	FERRELLGAS		10/04/2002	PRO	4	40.7600	163	0	163	40.7600	0.0000	40.7600	0.0000	0.0000	0.0000	40.7600
42	RIVIERA	FERRELLGAS		10/08/2002	PRO	4	36.7300	147	0	147	36.7300	0.0000	36.7300	0.0000	0.0000	0.0000	36.7300
43	RIVIERA	FERRELLGAS		10/11/2002	PRO	4	40.8700	163	0	163	40.8700	0.0000	40.8700	0.0000	0.0000	0.0000	40.8700
44	RIVIERA	FERRELLGAS		10/15/2002	PRO	4	41.1000	164	0	164	41.1000	0.0000	41.1000	0.0000	0.0000	0.0000	41.1000
45	RIVIERA	FERRELLGAS		10/18/2002	PRO	3	41.2700	124	0	124	41.2700	0.0000	41.2700	0.0000	0.0000	0.0000	41.2700
46	RIVIERA	FERRELLGAS		10/22/2002	PRO	3	38.9000	111	0	111	38.9000	0.0000	38.9000	0.0000	0.0000	0.0000	38.9000
47	RIVIERA	FERRELLGAS		10/25/2002	PRO	4	41.1800	165	0	165	41.1800	0.0000	41.1800	0.0000	0.0000	0.0000	41.1800
48	RIVIERA	FERRELLGAS		10/29/2002	PRO	3	41.0300	123	0	123	41.0300	0.0000	41.0300	0.0000	0.0000	0.0000	41.0300
49	MARTIN	INDIANTOWN		10/28/2002	PRO	11	34.8600	383	0	383	34.8600	0.0000	34.8600	0.0000	0.0000	0.0000	34.8600
50	MANATEE	SUBURBAN		10/18/2002	PRO	3	42.6500	128	0	128	42.6500	0.0000	42.6500	0.0000	0.0000	0.0000	42.6500
51	SANFORD	SUBURBAN		10/11/2002	PRO	9	42.4200	382	0	382	42.4200	0.0000	42.4200	0.0000	0.0000	0.0000	42.4200
52	MANATEE	SUBURBAN		10/30/2002	PRO	24	42.1100	1,011	0	1,011	42.1100	0.0000	42.1100	0.0000	0.0000	0.0000	42.1100
53	CAPE CANAVERAL	SUBURBAN		10/01/2002	PRO	6	40.9700	246	0	246	40.9700	0.0000	40.9700	0.0000	0.0000	0.0000	40.9700

491
25
03

CONFIDENTIAL

CONFIDENTIAL

MONTHLY REPORT OF COST AND QUALITY OF FUEL OIL FOR ELECTRIC PLANTS
DETAIL OF INVOICE AND TRANSPORTATION CHARGES

FPSC FORM NO. 423-1 (a)

1. REPORTING MONTH: SEP YEAR: 2002

3. NAME, TITLE, TELEPHONE NUMBER OF CONTACT PERSON CONCERNING DATA SUBMITTED ON THIS FORM: RITA MCLELLAN, REGULATORY AFFAIRS, (305) 552-4069

2. REPORTING COMPANY: FLORIDA POWER LIGHT COMPANY

4. SIGNATURE OF OFFICIAL SUBMITTING REPORT: *[Signature]*

5. DATE COMPLETED: 11/11/2002

(A)	(B)	(C)	(D)	(E)	(F)	(G)	(H)	(I)	(J)	(K)	(L)	(M)	(N)	(O)	(P)	(Q)	(R)
LINE NO.	PLANT	SUPPLIER	DELIVERY LOCATION	DELIVERY DATE	TYPE OIL	VOLUME (BBL)	INVOICE PRICE (\$/BBL)	INVOICE AMOUNT (\$)	DISCOUNT (\$)	NET AMOUNT (\$)	NET PRICE (\$/BBL)	QUALITY (\$/BBL)	EFFECTIVE PUR PRICE (\$/BBL)	TRANSP TO TERM (\$/BBL)	ADDITIONAL TRANS CHGS (\$/BBL)	OTHER CHGS (\$/BBL)	DELIVERED PRICE (\$/BBL)
1	MARTIN	EL PASO	PALM BEACH	09/01/2002	F06	144411								0.0000			26.9669
2	MANATEE	EL PASO	PORT MANATEE	09/22/2002	F06	127024								0.0000			16.3857
3	MANATEE	EL PASO	PORT MANATEE	09/30/2002	F06	44718								0.0000			16.3857
4	PT. EVERGLADES	EL PASO	PORT EVERGLADES	09/13/2002	F06	78193								0.0000			26.8582
5	TURKEY POINT	EL PASO	FISHER ISLAND	09/11/2002	F06	68780								0.0000			27.3969
6	TURKEY POINT	EL PASO	FISHER ISLAND	09/26/2002	F06	145099								0.0000			27.2969
7	PT. EVERGLADES	PETROBRAS	PORT EVERGLADES	09/12/2002	F06	328990								0.0000			17.0442
8	CAPE CANAVERAL	VITOL	PORT CANAVERAL	09/20/2002	F06	85316								0.0000			26.8405
9	CAPE CANAVERAL	VITOL	PORT CANAVERAL	09/28/2002	F06	199382								0.0000			27.6265
10	MARTIN	VITOL	PALM BEACH	09/29/2002	F06	88833								0.0000			26.9419
11	PT. EVERGLADES	VITOL	PORT EVERGLADES	09/18/2002	F06	168821								0.0000			26.5282
12	PT. EVERGLADES	VITOL	PORT EVERGLADES	09/27/2002	F06	135866								0.0000			26.5282
13	SANFORD	VITOL	JACKSONVILLE	09/21/2002	F06	66449								0.0000			27.5511
14	RIVIERA	VPEM	RIVIERA	09/12/2002	F06	148716								0.0000			26.7300
15	TURKEY POINT	VPEM	FISHER ISLAND	09/01/2002	F06	150952								0.0000			26.3459
16	MANATEE	EL PASO	PORT MANATEE	09/21/2002	F06	108067								0.0000			16.3857
17	MANATEE	EL PASO	PORT MANATEE	09/29/2002	F06	128183								0.0000			26.4407
18	MANATEE	FAMM	PORT MANATEE	09/17/2002	F06	817486								0.0000			26.7357
19	PPN (27.10.1)	COLONIAL		09/30/2002	F03	18055								0.0000			38.0500
20	MARTIN	PORT		09/30/2002	F03	2641								0.0000			41.4900
21	PT. MYERS	ROYAL		09/30/2002	F03	33568								0.0000			41.0000
22	PT. EVERGLADES	AMERIGAS		09/05/2002	PRO	8	42.8500	343	0	343	42.8500	0.0000	42.8500	0.0000	0.0000	0.0000	42.8500
23	PT. EVERGLADES	AMERIGAS		09/11/2002	PRO	8	43.8100	350	0	350	43.8100	0.0000	43.8100	0.0000	0.0000	0.0000	43.8100
24	PT. EVERGLADES	AMERIGAS		09/19/2002	PRO	4	43.8100	175	0	175	43.8100	0.0000	43.8100	0.0000	0.0000	0.0000	43.8100
25	PT. EVERGLADES	AMERIGAS		09/25/2002	PRO	11	43.8100	482	0	482	43.8100	0.0000	43.8100	0.0000	0.0000	0.0000	43.8100
26	RIVIERA	FERRELL GAS		09/10/2002	PRO	4	40.0700	160	0	160	40.0700	0.0000	40.0700	0.0000	0.0000	0.0000	40.0700
27	RIVIERA	FERRELL GAS		09/13/2002	PRO	4	40.3500	161	0	161	40.3500	0.0000	40.3500	0.0000	0.0000	0.0000	40.3500
28	RIVIERA	FERRELL GAS		09/17/2002	PRO	6	40.3200	242	0	242	40.3200	0.0000	40.3200	0.0000	0.0000	0.0000	40.3200
29	RIVIERA	FERRELL GAS		09/21/2002	PRO	6	40.3400	242	0	242	40.3400	0.0000	40.3400	0.0000	0.0000	0.0000	40.3400
30	RIVIERA	FERRELL GAS		09/03/2002	PRO	4	39.8000	158	0	158	39.8000	0.0000	39.8000	0.0000	0.0000	0.0000	39.8000

197
25
19

CONFIDENTIAL

MONTHLY REPORT OF COST AND QUALITY OF FUEL OIL FOR ELECTRIC PLANTS
DETAIL OF INVOICE AND TRANSPORTATION CHARGES

FPSC FORM NO. 423-1 (a)

1. REPORTING MONTH: SEP YEAR: 2002
2. REPORTING COMPANY: FLORIDA POWER LIGHT COMPANY

3. NAME, TITLE, TELEPHONE NUMBER OF CONTACT PERSON CONCERNING DATA
SUBMITTED ON THIS FORM: RITA MCLELLAN, REGULATORY AFFAIRS, (305) 852-4069

4. SIGNATURE OF OFFICIAL SUBMITTING REPORT: Rita McLellan

5. DATE COMPLETED: 11/11/2002

(A)	(B)	(C)	(D)	(E)	(F)	(G)	(H)	(I)	(J)	(K)	(L)	(M)	(N)	(O)	(P)	(Q)	(R)
LINE NO.	PLANT	SUPPLIER	DELIVERY LOCATION	DELIVERY DATE	TYPE OIL	VOLUME (BBL)	INVOICE PRICE (\$/BBL)	INVOICE AMOUNT (\$)	DISCOUNT (\$)	NET AMOUNT (\$)	NET PRICE (\$/BBL)	QUALITY ADJUST. (\$/BBL)	EFFECTIVE PUR PRICE (\$/BBL)	TRANSP TO TERM (\$/BBL)	ADDITIONAL TRANS CHGS (\$/BBL)	OTHER CHGS (\$/BBL)	DELIVERED PRICE (\$/BBL)
31	RIVERA	FERRELLGAS		09/06/2002	PRO	2	39.6900	79	0	79	39.6900	0.0000	39.6900	0.0000	0.0000	0.0000	39.6900
32	RIVERA	FERRELLGAS		09/24/2002	PRO	4	40.3200	164	0	164	40.3200	0.0000	40.3200	0.0000	0.0000	0.0000	40.3200
33	RIVERA	FERRELLGAS		09/27/2002	PRO	4	40.3400	161	0	161	40.3400	0.0000	40.3400	0.0000	0.0000	0.0000	40.3400
34	MARTIN	PROPANE		09/04/2002	PRO	11	28.5600	314	0	314	28.5600	0.0000	28.5600	0.0000	0.0000	0.0000	28.5600
35	MANATEE	SUBURBAN		09/19/2002	PRO	5	43.8100	219	0	219	43.8100	0.0000	43.8100	0.0000	0.0000	0.0000	43.8100

2) MANATEE {A} = 1,173,626 ; 14,867 PPN {D} = 17,055 19-1/2
 RIVERA {B} = 545,026 FT. MYERS {E} = 9,751
 Ft. Greengades {C} = 505,516
 MARTIN {D} = 574,377 ; 31,411 (99,847 + 2,664)
 CAPE CANAVERALS {E} = 373,578
 TURKEY PT. {F} = 206,210
 SANFORD {G} = 65,203
 PFL {H} = 29,993