

**REDACTED**

**ORIGINAL**

**ATTACHMENT B**  
**BellSouth Telecommunications, Inc.**  
**FPSC Docket No. 030851-TP**  
**Request for Confidential Classification**  
**Page 6 of 7**  
**12/31/03**

**REQUEST FOR CONFIDENTIAL CLASSIFICATION OF BELLSOUTH'S RESPONSE  
TO STAFF'S 1ST REQUESTS FOR PRODUCTION OF DOCUMENTS,  
REQUEST NOS. 1, 9, AND 10, FILED DECEMBER 12, 2003, IN  
FLORIDA DOCKET NO. 030851-TP**

**TWO REDACTED COPIES FOR PUBLIC DISCLOSURE**

AUS \_\_\_\_\_  
CAF \_\_\_\_\_  
CMP \_\_\_\_\_  
COM \_\_\_\_\_  
CTR \_\_\_\_\_  
ECR \_\_\_\_\_  
GCL \_\_\_\_\_  
OPC \_\_\_\_\_  
MMS \_\_\_\_\_  
SEC   I    
OTH \_\_\_\_\_

DOCUMENT NUMBER-DATE

13621 DEC 31 8

FPSC-COMMISSION CLERK

**REDACTED**

BellSouth Telecommunications, Inc.  
Florida Public Service Commission  
Docket No. 030851-TP  
Staff's 1st Request for Production  
November 20, 2003  
Item No. 1

**ATTACHMENT TO REQUEST FOR PRODUCTION,  
ITEM NO. 1**

**PUBLIC DISCLOSURE REDACTED IN ITS  
ENTIRETY**

**BATES STAMP RANGE – BST 000001-BST 000011**

DOCUMENT NUMBER 030851-TP

13621 DEC 31 8

FPSC-COMMISSION CLERK

BellSouth Telecommunications, Inc.  
Florida Public Service Commission  
Docket No. 030851-TP  
Staff's 1st Request for Production  
November 20, 2003  
Item No. 9

**ATTACHMENT TO REQUEST FOR PRODUCTION,  
ITEM NO. 9**

Percentage of UNEPs that will convert to UNEL  
Business days per month

22.3

Worst Case Force Projection

Regional growth UNEPs per month  
Regional IM UNELs per month  
Churn percentage  
Maintenance and Repair Report Rate increase

Daily Conversion % to SL1 Non-Coordinated  
Daily Conversion % to SL1 Coordinated  
Daily Conversion % to SL2 (Coordinated)

CO Cutover Times (Hours)  
CO Time SL1 Non Coordinated  
CO Time SL1 Coordinated  
CO Time SL2 (Coordinated)

First Line  
(Worst Case)

Additional Line

Outside Tech Cutover Hours per Dispatch

No new UNEP.  
Only new UNE-L.

Monthly UNE-P to  
UNE-L

Conversions plus  
Normal UNE-P  
and UNE-L  
Growth

STATE	W/C	I&M Work Center	% of Total UNE-Ps	% IDLC	UNE-P Growth per Month	UNE-L Growth per Month	Total UNE-P Dec. 2004	Conversions plus Normal UNE-P and UNE-L Growth	Daily UNE-P to UNE-L Conversions	Daily Conversions Requiring Outside Dispatch	Daily Conversions to SL1 Non-Coordinated	Daily Conversions to SL1 Coordinated	Daily Conversions to SL2 (Coordinated)	CO Transfer Man-Hours	Outside Transfer Man-Hours
FL	hiwdfipe	61 NW 98 AVE / 1390								0					
FL	miamifhl	13305 NW 45 AVENU								0					
FL	hiwdfiwh	250 SW 62 AVE								0					
GA	mrttgama	185 Old Hamilton Rd.,								0					
FL	prmfima	10330 SW 184 St., F								0					
GA	irvigaos	330 Oak Street,								0					
FL	pmbhfics	9500 Royal Palm Blvd								0					
FL	wpbhifga	1201 Barnett Dr, Lake								0					
FL	miamifca	12800 SW 56 St. Miar								0					
FL	fidfifca	4200 W. Oakland PK.								0					
FL	pmbhfima	1180 Banks Rd., Març								0					
FL	ndadifbr	19051 N E 3RD CT								0					
GA	jnbogama	107 Smith Street, Jon								0					
GA	smyrgama	1359 Springs St., Smy								0					
GA	wdstgacr	1200 JVL Industrial Ct								#VALUE!					
FL	orkdfiph	5120 SilverStar Road								0					
FL	fidfifpl	4401 DAVIE BLVD.-F								0					
GA	rswlgama	850 Holcomb Bndge F								0					
GA	alprgama	1525 Hembree Rd & 2													
FL	miamifwd	12800 SW 56 St. Miar													
FL	fidfifja	10141 W BROWARD													

0

Headcount  
Total Headcount  
Add Undistributed  
Supervisors 15/1  
**Total Force**

Worst Case Force Projection

Percentage of UNEPs that will convert to UNEL  
Business days per month

22.3

Regional growth UNEPs per month  
Regional IM UNELs per month  
Churn percentage  
Maintenance and Repair Report Rate increase

Daily Conversion % to SL1 Non-Coordinated  
Daily Conversion % to SL1 Coordinated  
Daily Conversion % to SL2 (Coordinated)

CO Cutover Times (Hours)  
CO Time SL1 Non Coordinated  
CO Time SL1 Coordinated  
CO Time SL2 (Coordinated)

First Line  
(Worst Case) Additional Line

Outside Tech Cutover Hours per Dispatch

No new UNEP.  
Only new UNE-L.

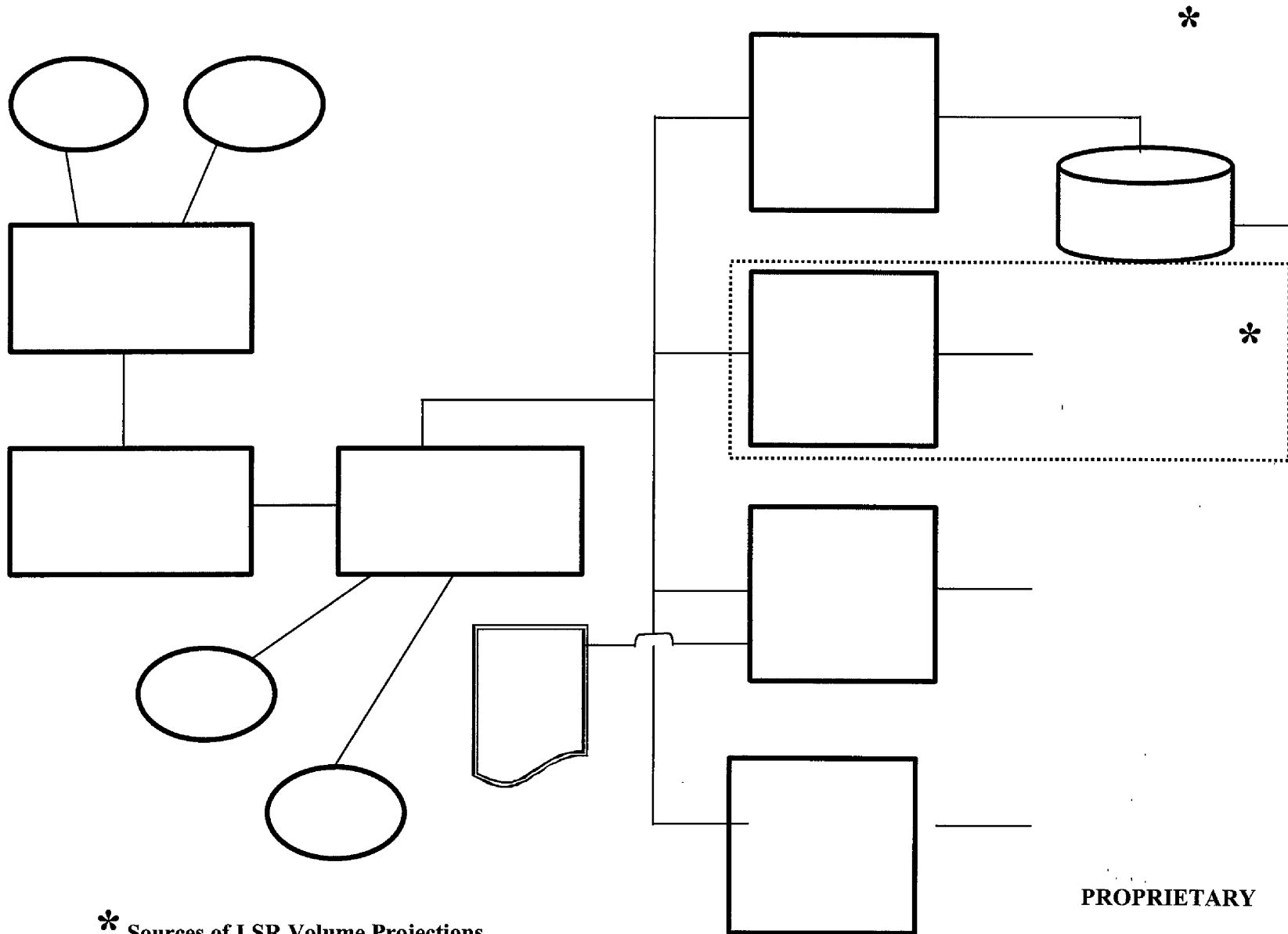
Monthly UNE-P to  
UNE-L

Conversions plus  
Normal UNE-P  
and UNE-L  
Growth

STATE	W/C	I&M Work Center	% of Total UNE-Ps	% IDLC	UNE-P Growth per Month	UNE-L Growth per Month	Total UNE-P Dec. 2004	Conversions plus Normal UNE-P and UNE-L Growth	Daily UNE-P to UNE-L Conversions	Daily Conversions Requiring Outside Dispatch	Daily Conversions to SL1 Non-Coordinated	Daily Conversions to SL1 Coordinated	Daily Conversions to SL2 (Coordinated)	CO Transfer Man-Hours	Outside Transfer Man-Hours
FL	hlwdfpe	61 NW 98 AVE / 1390													
FL	miamfhl	13305 NW 45 AVENU													
FL	hlwdfwh	250 SW 62 AVE													
FL	prmfma	10330 SW 184 St. F													
FL	pmbhfcs	9500 Royal Palm Blvd													
FL	wpbhfca	1201 Barnett Dr, Lake													
FL	miamfca	12800 SW 56 St. Mir													
FL	ftdfloa	4200 W. Oakland Pk													
FL	pmbhfma	1180 Banks Rd., Mar													
FL	ndadffr	19051 N E 3RD CT.													
FL	orfdflph	5120 SilverStar Road													
FL	ftdfpl	4401 DAVIE BLVD.-F													
FL	miamfwd	12800 SW 56 St. Mir													
FL	ftdfja	10141 W. BROWARD													
FL	ndadflac	19051 N.E 3RD CT.													
FL	bybhfma	321 SE 2nd St, Delray													
FL	pmbhfife	1117 NE 3rd Ave., Po													
FL	hlwdfma	715 N. FEDERAL HW													
FL	ftdfimr	201 S.W. 14 STREET													
FL	ndadflgg	19051 N E 3RD CT.													
FL	miamfpl	9090 NW 41 Street													
FL	miamflsh	8451 NE AVE													
FL	bctflma	6037 W. Atlantic Ave,													

Headcount  
Add Undistributed  
Supervisors 15/1  
**Totals**  
**Total Force**

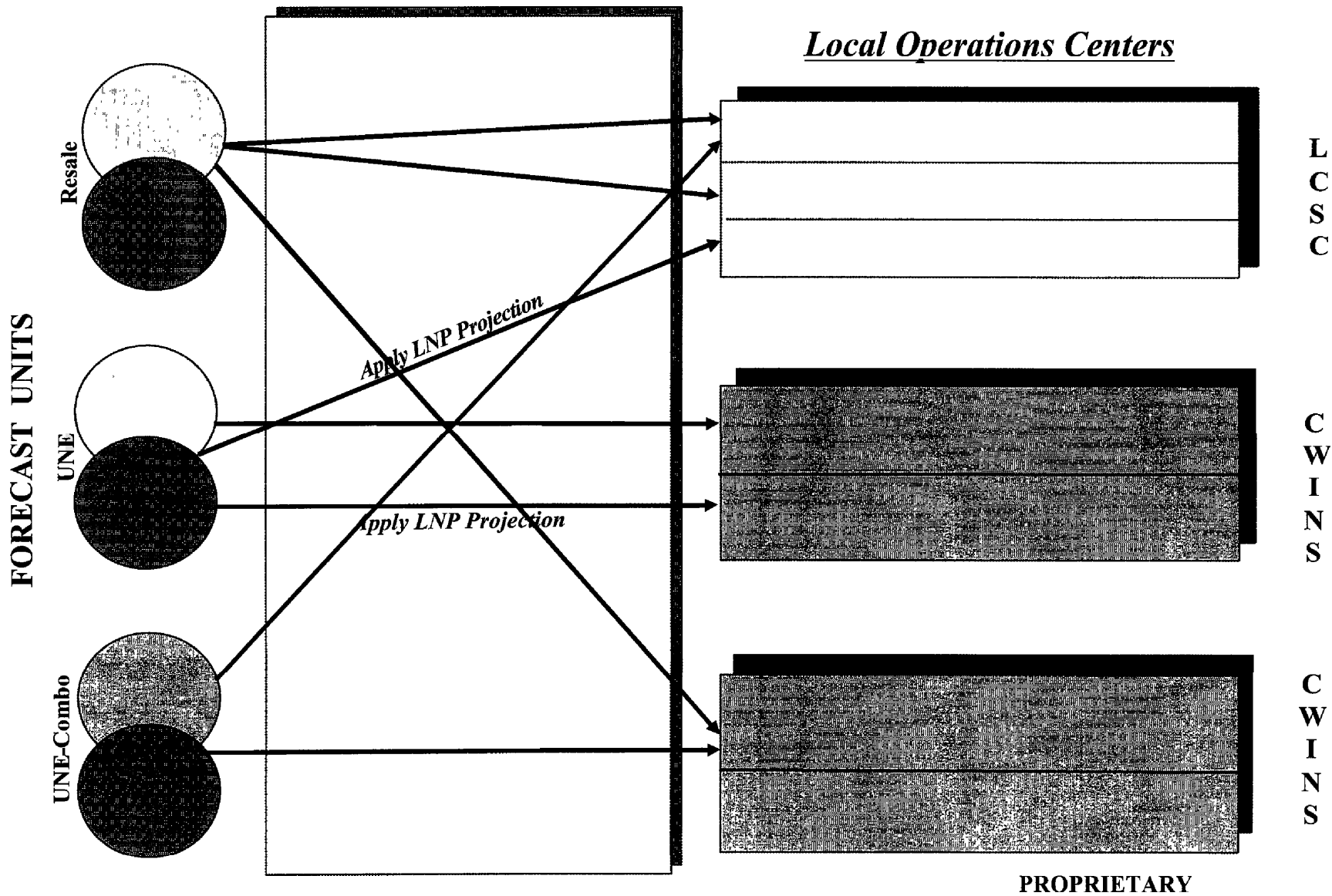
# N&CS Forecasting Process



\* Sources of LSR Volume Projections

PROPRIETARY

# Local Centers: Force & Capacity Planning



091503 LCSC Summary

9/15/2003

	LCSC SR Ordering	Notes
2004 LCSC SR Ordering Force Model Average Monthly Requirements	+	Major Assumptions on "091503 LCSC Ordering Model" Worksheet
EOM August 2003 LCSC SR Ordering Actuals	-	See "2003 LCSC Force Actuals" Worksheet
WLNP Risk Estimate for LCSC SRs	+	07/14/2003 WLNP Work Briefs from David Avera
SORT Phase 1 Savings Estimate	-	09/03/2003 e-mail reply from Allan Tarr
Other Identified Risks and/or Assumption Changes	+	For LCSC Line OAVP and Staff OAVP Review
Net 2004 LCSC SR Ordering Requirements vs. EOM August 2003 LCSC SR Ordering Actuals	=	Minus equals Overstaffed

PRELIMINARY - For Internal BellSouth Discussion Purposes Only



2003 LCSC Force Actuals

9/11/2003

**LCSC SR Force Actuals**

	Actuals Jan-03	Actuals Feb-03	Actuals Mar-03	Actuals Apr-03	Actuals May-03	Actuals Jun-03	Actuals Jul-03	Actuals Aug-03
LCSC SRs								
Atlanta								
Ordering								
Totals								
Birmingham								
Ordering								
Service Order Accuracy								
Totals								
Fleming Island								
Call Receipt								
Totals								
LCSCs								
Ordering								
Service Order Accuracy								
Call Receipt								
Totals								
LCSC NM OT Hours Percentage (Used Clerical Paytype OT for Organization)								
Strickland								
Thrasher								
Butterworth								
Totals								



091503 LCSC Ordering Model

	Projected Jan-04	Projected Feb-04	Projected Mar-04	Projected Apr-04	Projected May-04	Projected Jun-04	Projected Jul-04	Projected Aug-04	Projected Sep-04	Projected Oct-04	Projected Nov-04	Projected Dec-04	Average 2004
<b>UNE</b>													
Inservice													
Ratio of LSR's to Inservice													
Count of LSR's													
FlowThrough %													
Count of manual LSR's													
Average STI (hours) for LSR													
Total Hours for production													
Overtime													
Undistributed													
Training													
Breaks, etc.													
Headcount before productivity improvemen													
Productivity Improvement													
Required Headcount													
	Projected Jan-04	Projected Feb-04	Projected Mar-04	Projected Apr-04	Projected May-04	Projected Jun-04	Projected Jul-04	Projected Aug-04	Projected Sep-04	Projected Oct-04	Projected Nov-04	Projected Dec-04	
<b>Resale</b>													
Inservice													
Ratio of LSR's to Inservice													
Count of LSR's													
FlowThrough %													
Count of manual LSR's													
Average STI (hours) for LSR													
Total Hours for production													
Overtime													
Undistributed													
Training													
Breaks, etc.													
Headcount before productivity improvemen													
Productivity Improvement													
Required Headcount													
	Projected Jan-04	Projected Feb-04	Projected Mar-04	Projected Apr-04	Projected May-04	Projected Jun-04	Projected Jul-04	Projected Aug-04	Projected Sep-04	Projected Oct-04	Projected Nov-04	Projected Dec-04	
<b>UNE Combos</b>													
Inservice													
Ratio of LSR's to Inservice													
Count of LSR's													
FlowThrough %													
Count of manual LSR's													
Average STI (hours) for LSR													
Total Hours for production													
Overtime													
Undistributed													
Training													
Breaks, etc.													
Headcount before productivity improvemen													
Productivity Improvement													
Required Headcount													

**Total Required Headcount**

091903 CWINS Summary

9/19/2003	A	C = A - B	B = D + E	D	E	
	2004 Avg Monthly Force Require from Models	Difference	Current Force	EOM June 2003 Fleming Island	EOM August 2003 Birmingham	Notes
+ UNE Screening						
+ UNE SEEMS						
+ Resale Production						
+ UNE LSR Review						
+ UNE Mtce Ticket Scrubbing						
Maintenance						
+ UNE Chronics						
+ UNE PPRT						
+ UNE Folddown						
+ UNE Pre-QUAG						
+ UNE Scrubbing						
+ UNE ONEAC						
Totals Non-Modeled CWINS Force						Current % Non-Modeled CWINS Force
Total CWINS Modeled & Non-Modeled WS32 Force						
PRELIMINARY - For Internal BellSouth Use Only						

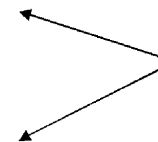
Chart From September 10, 2003 Conference Call  
Force Numbers Reported By Line Organizations

**Headcount Actuals 2003 (WS 32)**

Fleming Island	UNE	<b>Production</b>							
	UNE	Screening							
	UNE	LSR Review							
	UNE	Maintenance Ticket Scrubbing							

\*\*\* STIs Addressed

Actual WS32 Force Utilization  
 Numbers Are Reported By  
 Line Organizations



**Maintenance**

			Jan	Feb				Jun	Average
Birmingham	UNE	<b>Production</b>							
	UNE	Chronics							
	UNE	PPRT							
	UNE	Folddown							
	UNE	Pre-QUAG							
	Resale	<b>Production</b>							
Fleming Island	UNE	<b>Production</b>							
	UNE	Chronics							
	UNE	Scrubbing							
	UNE	ONEAC							

\*\*\* STIs Addressed

\*\*\* STIs Addressed

\*\*\* STIs Addressed

Jul Aug

Birmingham  
 Fleming Island  
 Total CWINS

Matches Payroll WS32  
 Force Numbers



	Actuals Jan-02	Actuals Feb-02	Actuals Mar-02	Actuals Apr-02	Actuals May-02	Actuals Jun-02	Actuals Jul-02	Actuals Aug-02	Actuals Sep-02	Actuals Oct-02	Actuals Nov-02	Actuals Dec-02
UNE Maintenance												
DS0-LX STI (hours)												
DS0-LY STI (hours)												
DS1+ STI (hours)												
Total Hours for production												
Overtime												
Undistributed												
Training												
Breaks, etc.												
Headcount before productivity improvement												
Productivity Improvement												
Required Headcount												

	Actuals Jan-03	Actuals Feb-03	Actuals Mar-03	Actuals Apr-03	Actuals May-03	Actuals Jun-03	Actuals Jul-03	Actuals Aug-03	Projected Sep-03	Projected Oct-03	Projected Nov-03	Projected Dec-03
<b>UNE Maintenance</b>												
DS0-LX STI (hours)												
DS0-LY STI (hours)												
DS1+ STI (hours)												
Total Hours for production												
Overtime												
Undistributed												
Training												
Breaks, etc.												
Headcount before productivity improvemen												
Productivity Improvement												
Required Headcount												

	Projected Jan-04	Projected Feb-04	Projected Mar-04	Projected Apr-04	Projected May-04	Projected Jun-04	Projected Jul-04	Projected Aug-04	Projected Sep-04	Projected Oct-04	Projected Nov-04	Projected Dec-04	Average 2004
UNE Maintenance													
DS0-LX STI (hours)													
DS0-LY STI (hours)													
DS1+ STI (hours)													
Total Hours for production													
Overtime													
Undistributed													
Training													
Breaks, etc													
Headcount before productivity improvemer													
Productivity Improvement													
Required Headcount													



	Actuals	Actuals	Actuals	Actuals	Actuals	Actuals	Actuals	Actuals	Actuals	Actuals	Actuals	Actuals
	Jan-02	Feb-02	Mar-02	Apr-02	May-02	Jun-02	Jul-02	Aug-02	Sep-02	Oct-02	Nov-02	Dec-02
<b>Resale Maintenance</b>												
Inservice - Resale												
Ratio of total tickets to Inservice												
Total tickets												
DS1+ STI (hours)												
Total Hours for production												
Overtime												
Undistributed												
Training												
Breaks, etc.												
Headcount before productivity improvement												
Productivity Improvement												
Required Headcount												

	Actuals	Actuals	Actuals	Actuals	Actuals	Actuals	Actuals	Actuals	Projected	Projected	Projected	Projected
	Jan-03	Feb-03	Mar-03	Apr-03	May-03	Jun-03	Jul-03	Aug-03	Sep-03	Oct-03	Nov-03	Dec-03
<b>Resale Maintenance</b>												
Inservice - Resale												
Ratio of total tickets to Inservice												
Total tickets												
<b>DS1+ STI (hours)</b>												
Total Hours for production												
Overtime												
Undistributed												
Training												
Breaks, etc												
Headcount before productivity improveme												
Productivity Improvement												
Required Headcount												

	Projected Jan-04	Projected Feb-04	Projected Mar-04	Projected Apr-04	Projected May-04	Projected Jun-04	Projected Jul-04	Projected Aug-04	Projected Sep-04	Projected Oct-04	Projected Nov-04	Projected Dec-04	Average 2004
Resale Maintenance													
Inservice - Resale													
Ratio of total tickets to Inservice													
Total tickets													
DS1+ STI (hours)													
Total Hours for production													
Overtime													
Undistributed													
Training													
Breaks, etc.													
Headcount before productivity improvemer													
Productivity Improvement													
Required Headcount													

	Actuals	Actuals	Actuals	Actuals	Actuals	Actuals	Actuals	Actuals	Actuals	Actuals	Actuals	Actuals
	Jan-02	Feb-02	Mar-02	Apr-02	May-02	Jun-02	Jul-02	Aug-02	Sep-02	Oct-02	Nov-02	Dec-02
<b>UNE Provisioning</b>												
Inward - UNE Loops												
Inward - Non-Switch Combo Units												
Inward - Total												
Inservice - Total												
Ratio of Add orders to Inward												
Total A, C, R orders												
SL1 A, C, R orders												
SL2 A, C, R orders												
DS0-xDSL A, C, R orders												
DS1+ A, C, R orders												
SL1 A, C, R orders as % of total												
SL2 A, C, R orders as % of total												
DS0-xDSL A, C, R orders as % of total												
DS1+ A, C, R orders as % of total												
Total Disconnect orders												
Inward - change in Inservice												
Ratio of D orders to Inw-change in Insv												
SL1 A, C, R orders STI (hours)												
SL2 A, C, R orders STI (hours)												
DS0-xDSL A, C, R orders STI (hours)												
DS1+ A, C, R orders STI (hours)												
All Disconnect orders STI (hours)												
Total Hours for production												
Overtime												
Undistributed												
Training												
Breaks, etc												
Headcount before productivity improvement												
Productivity Improvement												
Required Headcount												



	Projected Jan-04	Projected Feb-04	Projected Mar-04	Projected Apr-04	Projected May-04	Projected Jun-04	Projected Jul-04	Projected Aug-04	Projected Sep-04	Projected Oct-04	Projected Nov-04	Projected Dec-04	Average 2004
<b>UNE Provisioning</b>													
Inward - UNE Loops													
Inward - Non-Switch Combo Units													
Inward - Total													
Inservice - Total													
Ratio of Add orders to Inward													
Total A, C, R orders													
SL1 A, C, R orders													
SL2 A, C, R orders													
DS0-xDSL A, C, R orders													
DS1+ A, C, R orders													
SL1 A, C, R orders as % of total													
SL2 A, C, R orders as % of total													
DS0-xDSL A, C, R orders as % of total													
DS1+ A, C, R orders as % of total													
Total Disconnect orders													
Inward - change in Inservice													
Ratio of D orders to Inw-change in insv													
SL1 A, C, R orders STI (hours)													
SL2 A, C, R orders STI (hours)													
DS0-xDSL A, C, R orders STI (hours)													
DS1+ A, C, R orders STI (hours)													
All Disconnect orders STI (hours)													
Total Hours for production													
Overtime													
Undistributed													
Training													
Breaks, etc													
Headcount before productivity improvemer													
Productivity Improvement													
Required Headcount													

BellSouth Telecommunications, Inc.  
Florida Public Service Commission  
Docket No. 030851-TP  
Staff's 1st Request for Production  
November 20, 2003  
Item No. 10

**ATTACHMENT TO REQUEST FOR PRODUCTION,  
ITEM NO. 10**

	A	B	C	D	E	F	G	H	I	J
1	Date Extracted: 10/06/2003									
2		<b>Wire</b>	<b>Total</b>	<b>UNE-P Served</b>	<b>UNE-P Served</b>	<b>UNE-P Served</b>	<b>Copper Avail</b>	<b>UDLC Avail</b>	<b>No</b>	
3	<b>State</b>	<b>Center</b>	<b>UNE-P</b>	<b>On Copper</b>	<b>On UDLC</b>	<b>On IDLC</b>	<b>For IDLC</b>	<b>For IDLC</b>	<b>Facilities</b>	<b>% not available</b>
4	FL	HLWDFLPE								
5	FL	FTLDFLSG								
6	FL	FTLDFLWN								
7	FL	WWSPFLSH								
8	FL	STAGFLMA								
9	FL	EGLLFLBG								
10	FL	SGKYFLMA								
11	FL	WWSPFLHI								
12	FL	MICCFLBB								
13	FL	DBRYFLDL								
14	FL	WPBHFLRP								
15	FL	MNDRFLAV								
16	FL	BLGLFLMA								
17	FL	BKVLFLJF								
18	FL	JCBHFLAB								
19	FL	JCVLFLBW								
20	FL	HAVNFLMA								
21	FL	HWTFLMA								
22	FL	OLTWFLLN								
23	FL	STAGFLWG								
24	FL	ORLDFLPH								
25	FL	PMBHFLTA								
26	FL	BCRTFLSA								
27	FL	MIAMFLHL								
28	FL	MIAMFLAP								
29	FL	NDADFLBR								
30	FL	LKMRFLHE								
31	FL	ISLMFLMA								
32	FL	WPBHFLHH								
33	FL	KYHGFLMA								
34	FL	CFLDFLMA								
35	FL	JCBHFLSP								
36	FL	MIAMFLNS								
37	FL	JCVLFLFC								
38	FL	LKMRFLMA								
39	FL	HLNVFLMA								
40	FL	GENVFLMA								
41	FL	PMBHFLCS								
42	FL	PTSLFLSO								
43	FL	GLBRFLMC								
44	FL	PMBHFLMA								



	A	B	C	D	E	F	G	H	I	J
2	Wire		Total	UNE-P Served	UNE-P Served	UNE-P Served	Copper Avail	UDLC Avail	No	
3	State	Center	UNE-P	On Copper	On UDLC	On IDLC	For IDLC	For IDLC	Facilities	% not available
45	FL	JPTRFLMA								
46	FL	CSCYFLBA								
47	FL	ARCHFLMA								
48	FL	HMSTFLNA								
49	FL	WPBHFLGA								
50	FL	ORLDFLAP								
51	FL	SNFRFLMA								
52	FL	JCVLFLWC								
53	FL	MIAMFLWD								
54	FL	DYBHFLQB								
55	FL	DELDFLMA								
56	FL	DBRYFLMA								
57	FL	BYBHFLMA								
58	FL	VRBHFLMA								
59	FL	YNTWFLMA								
60	FL	GCSPFLCN								
61	FL	HLWDFLMA								
62	FL	PACFLPV								
63	FL	LKCYFLMA								
64	FL	MIAMFLKE								
65	FL	MIAMFLFL								
66	FL	MNDRFLLO								
67	FL	HLWDFLWH								
68	FL	PRRNFLMA								
69	FL	MIAMFLCA								
70	FL	FTLDFLOA								
71	FL	FTLDFLPL								
72	FL	PMBHFLFE								
73	FL	NDADFLAC								
74	FL	FTLDFLMR								
75	FL	NDADFLGG								
76	FL	MIAMFLSH								
77	FL	FTLDFLJA								
78	FL	MIAMFLLO								
79	FL	BCRTFLMA								
80	FL	FTLDFLSU								
81	FL	ORLDFLPC								
82	FL	MIAMFLSO								
83	FL	GSVFLMA								
84	FL	MIAMFLPL								
85	FL	DRBHFLMA								
86	FL	MIAMFLNM								

2	A	B	C	D	E	F	G	H	I	J
3	State	Center	UNE-P	On Copper	On UDLC	On IDLC	For IDLC	For IDLC	No Facilities	% not available
87	FL	MIAMFLAE								
88	FL	HMSTFLHM								
89	FL	STRNFLMA								
90	FL	NDADFLOL								
91	FL	MIAMFLPB								
92	FL	MIAMFLWM								
93	FL	MLBRFLMA								
94	FL	FTRFLMA								
95	FL	DLBHFLMA								
96	FL	MIAMFLAL								
97	FL	NSBHFLMA								
98	FL	FTLDFLCR								
99	FL	PNSCFLFP								
100	FL	MIAMFLBR								
101	FL	MIAMFLIC								
102	FL	HLWDFLHA								
103	FL	WPBHFLLE								
104	FL	PTSLFLMA								
105	FL	ORLDFLMA								
106	FL	FTLDFLCY								
107	FL	PNSCFLBL								
108	FL	MIAMFLRR								
109	FL	DYBHFLMA								
110	FL	WPBHFLRB								
111	FL	DLBHFLKP								
112	FL	WPBHFLGR								
113	FL	PNSCFLWA								
114	FL	MIAMFLBA								
115	FL	WPBHFLAN								
116	FL	ORLDFLSA								
117	FL	JCVLFLCL								
118	FL	JCVLFLLF								
119	FL	COCOFLMA								
120	FL	JCVLFLNO								
121	FL	JCVLFLSJ								
122	FL	DYBHFLPO								
123	FL	KYWSFLMA								
124	FL	BCRTFLBT								
125	FL	MIAMFLBC								
126	FL	OVIDFLCA								
127	FL	PNCYFLMA								
128	FL	JCVLFLAR								

2	A	B	C	D	E	F	G	H	I	J
3	State	Wire Center	Total UNE-P	UNE-P Served On Copper	UNE-P Served On UDLC	UNE-P Served On IDLC	Copper Avail For IDLC	UDLC Avail For IDLC	No Facilities	% not available
129	FL	MIAMFLME								
130	FL	ORPKFLMA								
131	FL	MIAMFLGR								
132	FL	JCVLFLRV								
133	FL	ORLDFLCL								
134	FL	JCBHFLMA								
135	FL	TTVLFLMA								
136	FL	FRBHFLFP								
137	FL	ORPKFLRW								
138	FL	COCOFLME								
139	FL	GSVLFLNW								
140	FL	PLTKFLMA								
141	FL	JCVLFLOW								
142	FL	JCVLFISM								
143	FL	PCBHFLNT								
144	FL	CCBHFLMA								
145	FL	PLCSFLMA								
146	FL	PNVDFLMA								
147	FL	SBSTFLMA								
148	FL	EGLLFLIH								
149	FL	MRTHFLVE								
150	FL	HTISFLMA								
151	FL	KYLRFLLS								
152	FL	MLTNFLRA								
153	FL	STAGFLSH								
154	FL	VRBHFLBE								
155	FL	PNSCFLHC								
156	FL	KYLRFLMA								
157	FL	STAGFLBS								
158	FL	HBSDFLMA								
159	FL	MNDRFLLW								
160	FL	MDBGFLPM								
161	FL	PAHKFLMA								
162	FL	CNTMFLLE								
163	FL	PNSCFLPB								
164	FL	BNNLFLMA								
165	FL	FLBHFLMA								
166	FL	LYHNFLOH								
167	FL	PNCYFLCA								
168	FL	DNLNFLWM								
169	FL	BGPIFLMA								
170	FL	JCVLFLJT								

	A	B	C	D	E	F	G	H	I	J
2		Wire	Total	UNE-P Served	UNE-P Served	UNE-P Served	Copper Avail	UDLC Avail	No	
3	State	Center	UNE-P	On Copper	On UDLC	On IDLC	For IDLC	For IDLC	Facilities	% not available
171	FL	DYBHFLOS								
172	FL	MIAMFLDB								
173	FL	DYBHFLFN								
174	FL	EORNFLMA								
175	FL	DLSPFLMA								
176	FL	FTLDLAP								
177	FL	YULEFLMA								
178	FL	CHPLFLJA								
179	FL	BLDWFLMA								
180	FL	OKHLFLMA								
181	FL	TRENFLMA								
182	FL	JCVLFLIA								
183	FL	NWBYFLMA								
184	FL	HMSTFLEA								
185	FL	PRSNFLFD								
186	FL	MXVLFLMA								
187	FL	BRSNFLMA								
188	FL	SBSTFLFE								
189	FL	PMPKFLMA								
190	FL	WELKFLMA								
191	FL	NKLRFLMA								
192	FL	YNFNFLMA								
193	FL	JAYAFLMA								
194	FL	GCVLFLMA								
195	FL	VERNFLMA								
196	FL	SYHSFLCC								
197		<b>Total</b>								