

ORIGINAL



R. Wade Litchfield
Senior Attorney
Florida Authorized House Counsel
Florida Power & Light Company
700 Universe Boulevard
Juno Beach, FL 33408-0420
(561) 691-7135 (Facsimile)

January 9, 2004

Writer's Direct Dial:
(561) 691-7101

VIA HAND DELIVERY

Ms. Blanca S. Bayó, Director
Division of the Commission Clerk and
Administrative Services
Florida Public Service Commission
Betty Easley Conference Center, Room 110
2540 Shumard Oak Boulevard
Tallahassee, Florida 32399-0850

RECEIVED FPSC
COMMISSION
CLERK

JAN -9 PM 2:22

Re: Docket No. 040001-EI - Monthly Fuel Filings

Dear Ms. Bayó:

Enclosed herewith for filing are the original and five (5) copies of the following monthly fuel reports for FPL:

- (a) FPSC Forms 423-1, 423-1(a), and 423-1(b) for Florida Power & Light Company for the month of October 2003;
- (b) FPSC Forms 423-2, 423-2(a), and 423-2(b) for St. Johns River Power Park (SJRPP) for the month of October 2003; and
- (c) FPSC Forms 423-2, 423-2(a), and 423-2(b) for Plant Scherer for the month of September 2003.

FPL's Request for Confidential Classification of the information removed from FPL FPSC Form 423 1(a) and SJRPP FPSC Forms 423-2, 423-2(a), and 423-2(b) is being filed under separate cover. Should you have any questions regarding this filing, please contact me at (561) 691-7101.

Thank you for your attention to this matter, I remain,

RECEIVED & FILED

Sincerely,

FPSC-BUREAU OF RECORDS

R. Wade Litchfield

AUS _____
CAF _____
CMP _____
COM 5 _____
CTR _____
ECR _____
GCL _____
OPC _____
MMS _____
SEC 1 _____
OTH _____

RWL/ec
Enclosures
cc: Service List

DOCUMENT NUMBER-DATE

00406 JAN-9 3

FPSC-COMMISSION CLERK

Doc/423 Fuel Filing/October 2003

an FPL Group company

MONTHLY REPORT OF COST AND QUALITY OF FUEL OIL FOR ELECTRIC PLANTS
ORIGIN, VOLUME, DELIVERED PRICE AND AS RECEIVED QUANTITY

1. REPORTING MONTH: OCT YEAR: 2003

2. REPORTING COMPANY: FLORIDA POWER & LIGHT COMPANY

3. NAME, TITLE, TELEPHONE NUMBER OF CONTACT PERSON CONCERNING DATA
SUBMITTED ON THIS FORM: KORY DUBIN, REGULATORY AFFAIRS, (305) 552-4910.

4. SIGNATURE OF OFFICIAL SUBMITTING REPORT: *Kory Dubin*

5. DATE COMPLETED: 12/16/2003

LINE NO	PLANT	SUPPLIER	SHIPPING POINT	PURCHASE TYPE	DELIVERY LOCATION	DELIVERY DATE	TYPE OIL	SULFUR (%)	BTU CONTENT (BTU / GAL)	VOLUME (BBLs)	PRICE (\$/BBL)
1	MANATEE	BAKA ENERGY	HFOTI	MTC	PORT MANATEE	10/05/2003	F06	0.97	152167	119153	28.3520
2	MANATEE	BAKA ENERGY	HFOTI	MTC	PORT MANATEE	10/16/2003	F06	0.97	152048	119574	28.3520
3	MANATEE	BAKA ENERGY	HFOTI	MTC	PORT MANATEE	10/25/2003	F06	0.91	150667	119243	28.2980
4	CAPE CANAVERAL	FAMM	RIVER	MTC	PORT CANAVERAL	10/17/2003	F06	0.96	153595	107940	28.2240
5	CAPE CANAVERAL	FAMM	RIVER	MTC	PORT CANAVERAL	10/28/2003	F06	0.98	153714	110131	27.7610
6	MANATEE	FAMM	BORCO, BAHAMAS	MTC	PORT MANATEE	10/04/2003	F06	1.00	152071	168343	26.0760
7	SANFORD	FAMM	RIVER	MTC	JACKSONVILLE	10/19/2003	F06	0.98	153262	62240	28.2240
8	TURKEY POINT	FAMM	RIVER	MTC	FISHER ISLAND	10/22/2003	F06	1.00	151071	107207	27.5610
9	RIVIERA	GLENCORE	RIVER	MTC	RIVIERA	10/10/2003	F06	0.96	154071	148494	29.4020
10	RIVIERA	GLENCORE	RIVER	MTC	RIVIERA	10/23/2003	F06	0.98	151595	147638	29.4020
11	RIVIERA	GLENCORE	BORCO, BAHAMAS	MTC	RIVIERA	10/28/2003	F06	0.96	152810	141254	29.4020
12	MANATEE	SEMPRA	BORCO, BAHAMAS	MTC	PORT MANATEE	10/07/2003	F06	1.00	150976	266327	25.9330
13	MANATEE	VITOL	BORCO, BAHAMAS	MTC	PORT MANATEE	10/01/2003	F06	0.91	152262	110131	25.7230
14	MARTIN	VPEM	MARRERO	MTC	PALM BEACH	10/07/2003	F06	0.99	153762	147823	27.0200
15	MARTIN	VPEM	MARRERO	MTC	PALM BEACH	10/18/2003	F06	0.91	152595	147852	28.4750
16	MARTIN	VPEM	HFOTI	MTC	PALM BEACH	10/29/2003	F06	0.91	150690	148333	28.0670
17	PT. EVERGLADES	BP	NORWAY	S	PORT EVERGLADES	10/14/2003	F06	0.85	150571	323173	27.4960
18	PT. EVERGLADES	BP	NORWAY	S	PORT EVERGLADES	10/28/2003	F06	0.88	151762	329364	27.8220
19	CAPE CANAVERAL	SHELL	NEW ORLEANS	S	PORT CANAVERAL	10/20/2003	F06	0.99	151071	109332	27.7150
20	RIVIERA	SHELL	NEW ORLEANS	S	RIVIERA	10/11/2003	F06	0.92	152929	111854	27.2650
21	TURKEY POINT	SHELL	NEW ORLEANS	S	FISHER ISLAND	10/31/2003	F06	0.83	151286	110588	26.9850
22	MANATEE	VITOL	RIVER	S	PORT MANATEE	10/23/2003	F06	0.90	152952	110117	29.0500
23	MANATEE	VITOL	RIVER	S	PORT MANATEE	10/31/2003	F06	1.00	153357	110334	28.6250
24	CAPE CANAVERAL	VITOL	RIVER	S	PORT CANAVERAL	10/11/2003	F06	0.89	152905	61228	28.1080
25	MANATEE	VPC	BORCO, BAHAMAS	S	PORT MANATEE	10/09/2003	F06	1.00	150976	300264	26.2230
26	PT. EVERGLADES	WPI	BORCO, BAHAMAS	S	PORT EVERGLADES	10/08/2003	F06	0.96	150071	155009	26.8680
27	TURKEY POINT	WPI	BORCO, BAHAMAS	S	FISHER ISLAND	10/09/2003	F06	0.94	149857	165480	26.8320

DOCUMENT NUMBER-DATE
00406 JAN-9 8

ORIGINAL

MONTHLY REPORT OF COST AND QUALITY OF FUEL OIL FOR ELECTRIC PLANTS
ORIGIN, VOLUME, DELIVERED PRICE AND AS RECEIVED QUANTITY

FPSC FORM NO. 423-1

1. REPORTING MONTH: OCT YEAR: 2003

3. NAME, TITLE TELEPHONE NUMBER OF CONTACT PERSON CONCERNING DATA
SUBMITTED ON THIS FORM: KORY DUBIN, REGULATORY AFFAIRS, (305) 552-4910.

2. REPORTING COMPANY: FLORIDA POWER & LIGHT COMPANY

4. SIGNATURE OF OFFICIAL SUBMITTING REPORT: 

5. DATE COMPLETED: 12/16/2003

LINE NO	PLANT	SUPPLIER	SHIPPING POINT	PURCHASE TYPE	DELIVERY LOCATION	DELIVERY DATE	TYPE OIL	SULFUR (%)	BTU CONTENT (BTU / GAL)	VOLUME (BBL)	PRICE (\$/BBL)
28	MARTIN	PORT	NA-TRUCK DELIVERY			10/21/2003	F03	N/A	N/A	9891	42.6597
29	PT. EVERGLADES	AMERIGAS	NA-TRUCK DELIVERY	STC		10/09/2003	PRO	N/A	N/A	10	46.8100
30	PT. EVERGLADES	AMERIGAS	NA-TRUCK DELIVERY	STC		10/22/2003	PRO	N/A	N/A	4	46.8100
31	TURKEY POINT	AMERIGAS	NA-TRUCK DELIVERY	STC		10/14/2003	PRO	N/A	N/A	7	46.2400
32	RIVIERA	FERRELL	NA-TRUCK DELIVERY	STC		10/03/2003	PRO	N/A	N/A	1	44.6000
33	RIVIERA	FERRELL	NA-TRUCK DELIVERY	STC		10/07/2003	PRO	N/A	N/A	2	44.8400
34	RIVIERA	FERRELL	NA-TRUCK DELIVERY	STC		10/10/2003	PRO	N/A	N/A	4	46.4300
35	RIVIERA	FERRELL	NA-TRUCK DELIVERY	STC		10/14/2003	PRO	N/A	N/A	4	51.3000
36	RIVIERA	FERRELL	NA-TRUCK DELIVERY	STC		10/17/2003	PRO	N/A	N/A	3	46.3300
37	RIVIERA	FERRELL	NA-TRUCK DELIVERY	STC		10/21/2003	PRO	N/A	N/A	3	45.1700
38	RIVIERA	FERRELL	NA-TRUCK DELIVERY	STC		10/24/2003	PRO	N/A	N/A	3	45.2500
39	RIVIERA	FERRELL	NA-TRUCK DELIVERY	STC		10/28/2003	PRO	N/A	N/A	3	45.0800
40	RIVIERA	FERRELL	NA-TRUCK DELIVERY	STC		10/31/2003	PRO	N/A	N/A	3	44.4200
41	MARTIN	INDIANTOWN	NA-TRUCK DELIVERY	STC		10/27/2003	PRO	N/A	N/A	14	14.5700
42	CAPE CANAVERAL	SUBURBAN	NA-TRUCK DELIVERY	STC		10/03/2003	PRO	N/A	N/A	6	45.5200
43	MANATEE	SUBURBAN	NA-TRUCK DELIVERY	STC		10/31/2003	PRO	N/A	N/A	17	43.8900

MONTHLY REPORT OF COST AND QUALITY OF FUEL OIL FOR ELECTRIC PLANTS
 DETAIL OF INVOICE AND TRANSPORTATION CHARGES

EDITED COPY

FPSC FORM NO. 423-1 (a)

1. REPORTING MONTH: OCT YEAR: 2003

2. REPORTING COMPANY: FLORIDA POWER LIGHT COMPANY

3. NAME, TITLE TELEPHONE NUMBER OF CONTACT PERSON CONCERNING DATA
 SUBMITTED ON THIS FORM: KORY DUBIN, REGULATORY AFFAIRS, (305) 552-4910.

4. SIGNATURE OF OFFICIAL SUBMITTING REPORT: *Kory Dubin*

5. DATE COMPLETED: 12/16/2003

(A)	(B)	(C)	(D)	(E)	(F)	(G)	(H)	(I)	(J)	(K)	(L)	(M)	(N)	(O)	(P)	(Q)	(R)
LINE NO.	PLANT	SUPPLIER	DELIVERY LOCATION	DELIVERY DATE	TYPE OIL	VOLUME (BBL)	INVOICE PRICE (\$/BBL)	INVOICE AMOUNT (\$)	DISCOUNT (\$)	NET AMOUNT (\$)	NET PRICE (\$/BBL)	QUALITY ADJUST. (\$/BBL)	EFFECTIVE PUR PRICE (\$/BBL)	TRANSP TO TERM (\$/BBL)	ADDITIONAL TRANS CHGS (\$/BBL)	OTHER CHGS (\$/BBL)	DELIVERED PRICE (\$/BBL)
1	PMT	BAKA ENERGY	PORT MANATEE	10/05/2003	F06	119153											0.0000
2	PMT	BAKA ENERGY	PORT MANATEE	10/16/2003	F06	119574											0.0000
3	PMT	BAKA ENERGY	PORT MANATEE	10/25/2003	F06	119243											0.0000
4	PCC	FAMM	PORT CANAVERAL	10/17/2003	F06	107940											0.0000
5	PCC	FAMM	PORT CANAVERAL	10/28/2003	F06	110131											0.0000
6	PMT	FAMM	PORT MANATEE	10/04/2003	F06	168343											0.0000
7	PSN	FAMM	JACKSONVILLE	10/19/2003	F06	62240											0.0000
8	PTF	FAMM	FISHER ISLAND	10/22/2003	F06	107207											0.0000
9	PRV	GLENCORE	RIVIERA	10/10/2003	F06	148494											0.0000
10	PRV	GLENCORE	RIVIERA	10/23/2003	F06	147638											0.0000
11	PRV	GLENCORE	RIVIERA	10/28/2003	F06	141254											0.0000
12	PMT	SEMPRA	PORT MANATEE	10/07/2003	F06	266327											0.0000
13	PMT	VITOL	PORT MANATEE	10/01/2003	F06	110131											0.0000
14	PMR	VPEM	PALM BEACH	10/07/2003	F06	147823											0.0000
15	PMR	VPEM	PALM BEACH	10/18/2003	F06	147852											0.0000
16	PMR	VPEM	PALM BEACH	10/29/2003	F06	148333											0.0000
17	PPE	BP	PORT EVERGLADES	10/14/2003	F06	323173											0.0000
18	PPE	BP	PORT EVERGLADES	10/28/2003	F06	329364											0.0000
19	PCC	SHELL	PORT CANAVERAL	10/20/2003	F06	109332											0.0000
20	PRV	SHELL	RIVIERA	10/11/2003	F06	111854											0.0000
21	PTF	SHELL	FISHER ISLAND	10/31/2003	F06	110588											0.0000
22	PMT	VITOL	PORT MANATEE	10/23/2003	F06	110117											0.0000
23	PMT	VITOL	PORT MANATEE	10/31/2003	F06	110334											0.0000
24	PCC	VITOL	PORT CANAVERAL	10/11/2003	F06	61228											0.0000
25	PMT	VPC	PORT MANATEE	10/09/2003	F06	300264											0.0000
26	PPE	WPI	PORT EVERGLADES	10/08/2003	F06	155009											0.0000

MONTHLY REPORT OF COST AND QUALITY OF FUEL OIL FOR ELECTRIC PLANTS
 DETAIL OF INVOICE AND TRANSPORTATION CHARGES

FPSC FORM NO. 423-1 (a)

EDITED COPY

1. REPORTING MONTH: OCT YEAR: 2003

3. NAME, TITLE TELEPHONE NUMBER OF CONTACT PERSON CONCERNING DATA
 SUBMITTED ON THIS FORM: KORY DUBIN, REGULATORY AFFAIRS, (305) 552-4910.

2. REPORTING COMPANY: FLORIDA POWER LIGHT COMPANY

4. SIGNATURE OF OFFICIAL SUBMITTING REPORT: *Kory Dubin*

5. DATE COMPLETED: 12/16/2003

(A)	(B)	(C)	(D)	(E)	(F)	(G)	(H)	(I)	(J)	(K)	(L)	(M)	(N)	(O)	(P)	(Q)	(R)
LINE NO.	PLANT	SUPPLIER	DELIVERY LOCATION	DELIVERY DATE	TYPE OIL	VOLUME (BBL)	INVOICE PRICE (\$/BBL)	INVOICE AMOUNT (\$)	DISCOUNT (\$)	NET AMOUNT (\$)	NET PRICE (\$/BBL)	QUALITY ADJUST. (\$/BBL)	EFFECTIVE PUR PRICE (\$/BBL)	TRANSP TO TERM (\$/BBL)	ADDITIONAL TRANS CHGS (\$/BBL)	OTHER CHGS (\$/BBL)	DELIVERED PRICE (\$/BBL)
27	PTF	WPI	FISHER ISLAND	10/09/2003	F06	165480								0.0000			
28	PMR	PORT		10/21/2003	F03	9891								0.0000			
29	PPE	AMERIGAS		10/09/2003	PRO	10	46.8100	468	0	468	46.8100	0.0000	46.8100	0.0000	0.0000	0.0000	46.8100
30	PPE	AMERIGAS		10/22/2003	PRO	4	46.8100	187	0	187	46.8100	0.0000	46.8100	0.0000	0.0000	0.0000	46.8100
31	PTF	AMERIGAS		10/14/2003	PRO	7	46.2400	324	0	324	46.2400	0.0000	46.2400	0.0000	0.0000	0.0000	46.2400
32	PRV	FERRELL		10/03/2003	PRO	1	44.6000	45	0	45	44.6000	0.0000	44.6000	0.0000	0.0000	0.0000	44.6000
33	PRV	FERRELL		10/07/2003	PRO	2	44.8400	90	0	90	44.8400	0.0000	44.8400	0.0000	0.0000	0.0000	44.8400
34	PRV	FERRELL		10/10/2003	PRO	4	46.4300	186	0	186	46.4300	0.0000	46.4300	0.0000	0.0000	0.0000	46.4300
35	PRV	FERRELL		10/14/2003	PRO	4	51.3000	205	0	205	51.3000	0.0000	51.3000	0.0000	0.0000	0.0000	51.3000
36	PRV	FERRELL		10/17/2003	PRO	3	46.3300	139	0	139	46.3300	0.0000	46.3300	0.0000	0.0000	0.0000	46.3300
37	PRV	FERRELL		10/21/2003	PRO	3	45.1700	136	0	136	45.1700	0.0000	45.1700	0.0000	0.0000	0.0000	45.1700
38	PRV	FERRELL		10/24/2003	PRO	3	45.2500	136	0	136	45.2500	0.0000	45.2500	0.0000	0.0000	0.0000	45.2500
39	PRV	FERRELL		10/28/2003	PRO	3	45.0800	135	0	135	45.0800	0.0000	45.0800	0.0000	0.0000	0.0000	45.0800
40	PRV	FERRELL		10/31/2003	PRO	3	44.4200	133	0	133	44.4200	0.0000	44.4200	0.0000	0.0000	0.0000	44.4200
41	PMR	INDIANTOWN		10/27/2003	PRO	14	14.5700	204	0	204	14.5700	0.0000	14.5700	0.0000	0.0000	0.0000	14.5700
42	PCC	SUBURBAN		10/03/2003	PRO	6	45.5200	273	0	273	45.5200	0.0000	45.5200	0.0000	0.0000	0.0000	45.5200
43	PMT	SUBURBAN		10/31/2003	PRO	17	43.8900	746	0	746	43.8900	0.0000	43.8900	0.0000	0.0000	0.0000	43.8900

FPSC FORM NO. 423-1(b)

MONTHLY REPORT OF COST AND QUALITY OF FUEL OIL FOR ELECTRIC PLANTS
REPORT OF ADJUSTMENTS TO PREVIOUS OIL DELIVERIES

1. REPORTING MONTH: OCTOBER YEAR: 2003

3. NAME, TITLE, & TELEPHONE NUMBER OF CONTACT PERSON CONCERNING DATA
SUBMITTED ON THIS FORM: RITA McLELLAN, REGULATORY AFFAIRS,

2. REPORTING COMPANY: FLORIDA POWER & LIGHT COMPANY

4. SIGNATURE OF OFFICIAL SUBMITTING REPORT: *Sergio Jimenez*

5. DATE COMPLETE 12/15/2003

LINE NO.	MONTH REPORTED	FORM PLANT NAME	SUPPLIER	ORIGINAL LINE NUMBER	OLD VOLUME (BBLs)	FORM NO.	COLUMN DESIGNATOR & TITLE	OLD VALUE	NEW VALUE	NEW DELIVERED PRICE (\$/BBL)	REASON FOR REVISION
(A)	(B)	(C)	(D)	(E)	(F)	(G)	(H)	(I)	(J)	(K)	(L)
1	NONE										


**MONTHLY REPORT OF COST AND QUALITY OF COAL FOR ELECTRIC PLANTS
ORIGIN, TONNAGE, DELIVERED PRICE AND AS RECEIVED QUALITY**

1. Report For Month/Yr: **October 2003**

4. Name, Title & Telephone Number of Contact
Person Concerning Data Submitted on this Form: **Korel M. Dubin (305-552-4910)**

2. Reporting Company: **Florida Power & Light**

5. Signature of Official Submitting Report:



3. Plant Name: **St. Johns River Power Park (SJRPP)**

6. Date Completed: **November 13, 2003**

Line No.	Supplier Name	Mine Location	Purchase Type	Transportation Mode	Tons	Effective Purchase Price (\$/Ton)	Total Trans Cost (\$/Ton)	FOB Plant Price (\$/Ton)	As Received Coal Quality			
									Sulfur Content (%)	Btu Content (%)	Ash Content (%)	Moisture Content (%)
(a)	(b)	(c)	(d)	(e)	(f)	(g)	(h)	(i)	(j)	(k)	(l)	(m)
1	Coal Marketing Company	45,IM,999	LTC	OC	19,433			35.29	0.55	11,868	7.13	10.88
2	DTE Clover, LLC	08,KY,095	LTC	UR	16,632			40.65	1.18	12,645	9.33	6.69

EDITED COPY


**MONTHLY REPORT OF COST AND QUALITY OF COAL FOR ELECTRIC PLANTS
DETAIL OF INVOICE PURCHASE PRICE**

1. Report For Month/Yr: **October 2003**

4. Name, Title & Telephone Number of Contact
Person Concerning Data Submitted on this Form: **Korel M. Dubin (305-552-4910)**

2. Reporting Company: **Florida Power & Light**

5. Signature of Official Submitting Report:



3. Plant Name: **St. Johns River Power Park (SJRPP)**

6. Date Completed: **November 13, 2003**

Line No.	Supplier Name	Mine Location	Purchase Type	Tons	FOB Mine Price (\$/Ton)	Short Haul & Loading Charge	Original Invoice Price (\$/Ton)	Retro-active Price Increases (\$/Ton)	Base Price (\$/Ton)	Quality Adjustments (\$/Ton)	Effective Purchase Price (\$/Ton)
(a)	(b)	(c)	(d)	(e)	(f)	(g)	(h)	(i)	(j)	(k)	(l)
1	Coal Marketing Company	45,IM,999	LTC	19,433		0.00		0.00		0.00	
2	DTE Clover, LLC	08,KY,095	LTC	16,632		0.00		0.00		0.00	

EDITED COPY

**MONTHLY REPORT OF COST AND QUALITY OF COAL FOR ELECTRIC PLANTS
DETAIL OF TRANSPORTATION CHARGES**


1. Report For Month/Yr: **October 2003**

4. Name, Title & Telephone Number of Contact

Person Concerning Data Submitted on this Form: **Korel M. Dubin (305-552-4910)**

2. Reporting Company: **Florida Power & Light**

5. Signature of Official Submitting Report:



3. Plant Name: **St. Johns River Power Park (SJRPP)**

6. Date Completed:

November 13, 2003

Line No.	Supplier Name	Mine Location	Shipping Point	Transportation Mode	Tons	Effective Purchase Price (\$/Ton)	Short Haul & Loading Charge (\$/Ton)	Rail Charges		Waterborne Charges				Total Transport Charges (\$/Ton)	FOB Plant Price (\$/Ton)	
								Rail Rate (\$/Ton)	Other Rail Charges (\$/Ton)	River Barge Rate (\$/Ton)	Trans-loading Rate (\$/Ton)	Ocean Barge Rate (\$/Ton)	Other Water Charges (\$/Ton)			Related Charges (\$/Ton)
(a)	(b)	(c)	(d)	(e)	(f)	(g)	(h)	(i)	(j)	(k)	(l)	(m)	(n)	(o)	(p)	(q)
1	Coal Marketing Company	45,IM,999	EL CERREJON	OC	19,433		0.00	0.00	0.00	0.00	0.00	0.00	0.00	0.00		35.29
2	DTE Clover, LLC	08,KY,095	CLOVER DTE	UR	16,632		0.00	0.00	0.00	0.00	0.00	0.00	0.00	0.00		40.65

EDITED COPY

**MONTHLY REPORT OF COST AND QUALITY OF COAL FOR ELECTRIC PLANTS
ORIGIN, TONNAGE, DELIVERED PRICE, AND AS RECEIVED QUALITY**

1. Reporting Month: **September** Year: **2003**
 2. Reporting Company: **FLORIDA POWER & LIGHT COMPANY**
 3. Plant Name: **R.W.SCHERER**

4. Name, Title & Telephone Number of Contact Person Concerning Data
 Submitted on this Form: **Korel M. Dubin**
 (305) 552-4910

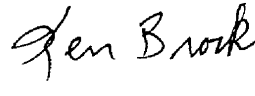
5. Signature of Official Submitting Report:
 6. Date Completed: **22-Dec-03**



<u>Line No.</u>	<u>Supplier Name</u>	<u>Mine Location</u>	<u>Purchase Type</u>	<u>Transport Mode</u>	<u>Tons</u>	<u>Purchase Price (\$/Ton)</u>	<u>Effective Transport Charges (\$/Ton)</u>	<u>Total FOB Plant Price (\$/Ton)</u>	<u>Sulfur Content (%)</u>	<u>Btu Content (Btu/lb)</u>	<u>Ash Content (%)</u>	<u>Moisture Content (%)</u>
(a)	(b)	(c)	(d)	(e)	(f)	(g)	(h)	(i)	(j)	(k)	(l)	(m)
(1)	AEI COAL SALES	8/KY/159	MTC	UR	35,804.04	49.151	14.13	63.281	0.68	12,296	9.07	7.79
(2)	JACOBS RANCH	19/WY/5	S	UR	70,898.12	4.748	21.74	26.488	0.45	8,715	5.58	27.82
(3)	TRITON COAL CO	19/WY/5	S	UR	33,263.68	9.749	21.60	31.349	0.22	8,821	4.52	27.19
(4)	ARCH COAL SALES	19/WY/5	S	UR	47,227.32	6.804	21.42	28.224	0.31	8,812	5.72	26.85
(5)	AEI COAL SALES	17/CO/29	MTC	UR	11,843.88	34.483	26.82	61.303	0.43	12,037	8.11	8.83
(6)	AEI COAL SALES	8/WV/59	MTC	UR	7,278.77	50.475	13.62	64.095	0.69	12,573	8.83	8.55
(7)	POWDER RIVER COAL	19/WY/5	S	UR	9,795.06	7.030	22.18	29.210	0.21	8,901	4.27	26.79

**MONTHLY REPORT OF COST AND QUALITY OF COAL FOR ELECTRIC PLANTS
DETAILED PURCHASED COAL INVOICE INFORMATION**

1. Reporting Month: **September** Year: **2003**
 2. Reporting Company: **FLORIDA POWER & LIGHT COMPANY**
 3. Plant Name: **R.W.SCHERER**

4. Name, Title & Telephone Number of Contact Person Concerning Data
 Submitted on this Form: **Korel M. Dubin**
 (305) 552-4910
 5. Signature of Official Submitting Report: 
 6. Date Completed: **22-Dec-03**

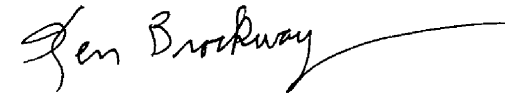
Line No.	Supplier Name	Mine Location	Purch. Type	Tons	FOB Mine Price (\$/Ton)	Shorthaul & Loading Charges (\$/Ton)	Original Invoice Price (\$/Ton)	Retroactive Price Increase (\$/Ton)	Base Price (\$/Ton)	Quality Adjustments (\$/Ton)	Effective Purchase Price (\$/Ton)
(a)	(b)	(c)	(d)	(e)	(f)	(g)	(h)	(i)	(j)	(k)	(l)
(1)	AEI COAL SALES	8/KY/159	MTC	35,804.04	47.711	-	47.711	-	47.711	1.440	49.151
(2)	JACOBS RANCH	19/WY/5	S	70,898.12	4.922	-	4.922	-	4.922	(0.174)	4.748
(3)	TRITON COAL CO	19/WY/5	S	33,263.68	8.763	-	8.763	-	8.763	0.986	9.749
(4)	ARCH COAL SALES	19/WY/5	S	47,227.32	6.795	-	6.795	-	6.795	0.009	6.804
(5)	AEI COAL SALES	17/CO/29	MTC	11,843.88	34.304	-	34.304	-	34.304	0.179	34.483
(6)	AEI COAL SALES	8/WV/59	MTC	7,278.77	47.711	-	47.711	-	47.711	2.764	50.475
(7)	POWDER RIVER COAL	19/WY/5	S	9,795.06	6.955	-	6.955	-	6.955	0.075	7.030

**MONTHLY REPORT OF COST AND QUALITY OF COAL FOR ELECTRIC PLANTS
DETAILED TRANSPORTATION INVOICE INFORMATION**

1. Reporting Month: **September** Year: **2003**
 2. Reporting Company: **FLORIDA POWER & LIGHT COMPANY**
 3. Plant Name: **R.W.SCHERER**

4. Name, Title & Telephone Number of Contact Person Concerning Data
 Submitted on this Form: **Korel M. Dubin**
 (305) 552-4910

5. Signature of Official Submitting Report:



6. Date Completed: **22-Dec-03**

Line No.	Supplier Name	Mine Location	Shipping Point	Transport Mode	Tons	Effective Purchase Price (\$/Ton)	Additional Shorthaul & Loading Charges (\$/Ton)	Rail Charges		Waterborne Charges				Other Related Charges (\$/Ton)	Total Transportation Charges (\$/Ton)	FOB Plant Price (\$/Ton)
								Rail Rate (\$/Ton)	Other Rail Charges (\$/Ton)	River Barge Rate (\$/Ton)	Trans-loading Rate (\$/Ton)	Ocean Barge Rate (\$/Ton)	Other Water Charges (\$/Ton)			
(a)	(b)	(c)	(d)	(e)	(f)	(g)	(h)	(i)	(j)	(k)	(l)	(m)	(n)	(o)	(p)	(q)
(1)	AEI COAL SALES	8/KY/159	PONTIKI, KY	UR	35,804.04	49.151	-	14.13	-	-	-	-	-	-	14.13	63.281
(2)	JACOBS RANCH	19/WY/5	JACOBS JCT, WY	UR	70,898.12	4.748	-	21.74	-	-	-	-	-	-	21.74	26.488
(3)	TRITON COAL CO	19/WY/5	N. ROCHELL JCT, WY	UR	33,263.68	9.749	-	21.60	-	-	-	-	-	-	21.60	31.349
(4)	ARCH COAL SALES	19/WY/5	THUNDER JCT, WY	UR	47,227.32	6.804	-	21.42	-	-	-	-	-	-	21.42	28.224
(5)	AEI COAL SALES	17/CO/29	CONVERSE, CO	UR	11,843.88	34.483	-	26.82	-	-	-	-	-	-	26.82	61.303
(6)	AEI COAL SALES	8/WV/59	TIMBAR, WV	UR	7,278.77	50.475	-	13.62	-	-	-	-	-	-	13.62	64.095
(7)	POWDER RIVER COAL	19/WY/5	NACCO JCT, WY	UR	9,795.06	7.030	-	22.18	-	-	-	-	-	-	22.18	29.210

CERTIFICATE OF SERVICE

I, THE UNDERSIGNED COUNSEL, HEREBY CERTIFY that copies of Florida Power & Light Company's forms 423-1, 423-1(a) edited, and 423-1(b) for the month of October, 2003, copies of St. Johns River Power Park edited forms 423-2, 423-2(a), and 423-2(b) for the month of October, 2003; and copies of Plant Scherer forms 423-2, 423-2(a), and 423-2(b) for the month of September, 2003 have been served via first class mail, postage prepaid to the parties listed below, this 9th day of January, 2004

Wm. Cochran Keating, IV, Esq.
Division of Legal Services
Florida Public Service Commission
2540 Shumard Oak Blvd.
Tallahassee, Florida 32399-0850

Lee L. Willis, Esq.
James D. Beasley, Esq.
Ausley & McMullen
Attorneys for TECO
P.O. Box 391
Tallahassee, Florida 32302

Robert Vandiver, Esq.
Office of Public Counsel
111 West Madison Street
Room 812
Tallahassee, Florida 32399

James A. McGee, Esq.
Florida Power Corporation
P.O. Box 14042
St. Petersburg, Florida 33733

Norman H. Horton, Esq.
Floyd R. Self, Esq.
Messer, Caparello & Self
Attorneys for FPUC
P.O. Box 1876
Tallahassee, Florida 32302-1876

Joseph A. McGlothlin, Esq.
Vicki Gordon Kaufman, Esq.
McWhirter, Reeves, McGlothlin,
Davidson, et al.
Attorneys for FIPUG
117 South Gadsden Street
Tallahassee, Florida 32301

John W. McWhirter, Jr., Esq.
McWhirter, Reeves, McGlothlin,
Davidson, et al.
Attorneys for FIPUG
400 North Tampa Street, Suite 2450
Tampa, Florida 33602

Jeffrey A. Stone, Esq.
Russell A. Badders, Esq.
Beggs & Lane
Attorneys for Gulf Power
P.O. Box 12950
Pensacola, Florida 32591-2950

Mr. George Bachman
Florida Public Utilities Co.
P.O. Box 3395
West Palm Beach, Florida 33402

Ms. Angela Llewellyn
Regulatory Specialist
Regulatory & Business Specialist
Tampa Electric Co.
P.O. Box 111
Tampa, Florida 33601

Susan D. Ritenour
Richard McMillan
Gulf Power Company
One Energy Place
Pensacola, FL 32520-0780

Paul Lewis, Jr./Bonnie Davis
Progress Energy Florida, Inc.
106 East College Avenue
Suite 800
Tallahassee, FL 32301-7740


Florida Retail Federation
John Rogers, Esq.
227 South Adams Street
Tallahassee, FL 32301

Greenberg, Traurig Law Firm
Ronald LaFace/Seann M. Frazier
101 E. College Ave.
Tallahassee, FL 32301

Mr. James J. Presswood, Jr.
Southern Alliance for Clean Energy
427 Moreland Ave., NE, Suite 100
Atlanta, GA 30307

Michael B. Twomey, Esq.
Post Office Box 5256
Tallahassee, FL 32314-5256

Mr. Robert Scheffel Wright
Mr. John T. LaVia III
Landers & Parsons, P.A.
Post Office Box 271
Tallahassee, FL 32302



R. Wade Litchfield