

ORIGINAL



R. Wade Litchfield
Senior Attorney
Florida Authorized House Counsel
Florida Power & Light Company
700 Universe Boulevard
Juno Beach, FL 33408-0420
(561) 691-7135 (Facsimile)

March 11, 2004

Writer's Direct Dial:
(561) 691-7101

VIA HAND DELIVERY

Ms. Blanca S. Bayó, Director
Division of the Commission Clerk and
Administrative Services
Florida Public Service Commission
Betty Easley Conference Center, Room 110
2540 Shumard Oak Boulevard
Tallahassee, Florida 32399-0850

RECEIVED
MAR 11 PM 2:35
COMMISSION
CLERK

Re: Docket No. 040001-EI – Monthly Fuel Filings

Dear Ms. Bayó:

Enclosed herewith for filing are the original and five (5) copies of the following monthly fuel reports for FPL:

- (a) FPSC Forms 423-1, 423-1(a), and 423-1(b) for Florida Power & Light Company for the month of December 2003;
- (b) FPSC Forms 423-2, 423-2(a), and 423-2(b) for St. Johns River Power Park (SJRPP) for the month of December 2003; and
- (c) FPSC Forms 423-2, 423-2(a), and 423-2(b) for Plant Scherer for the month of November 2003.

FPL's Request for Confidential Classification of the information removed from FPL FPSC Form 423 1(a) and SJRPP FPSC Forms 423-2, 423-2(a), and 423-2(b) is being filed under separate cover. Should you have any questions regarding this filing, please contact me at (561) 691-7101.

Thank you for your attention to this matter, I remain,

Sincerely,

R. Wade Litchfield

AUS _____
 CAF _____
 CMP _____
 COM 5 _____
 CTR _____
 ECR _____
 GOL _____
 OPC _____
 MMS _____
 SEC 1 _____
 OTH _____

RECEIVED
MAR 11 2004
FPSC-BUREAU OF RECORDS

RWL/ec
Enclosures
cc: Service List

MONTHLY REPORT OF COST AND QUALITY OF FUEL OIL FOR ELECTRIC PLANTS
ORIGIN, VOLUME, DELIVERED PRICE AND AS RECEIVED QUANTITY

1. REPORTING MONTH: DEC YEAR: 2003

2. REPORTING COMPANY: FLORIDA POWER & LIGHT COMPANY

3. NAME, TITLE, TELEPHONE NUMBER OF CONTACT PERSON CONCERNING DATA
SUBMITTED ON THIS FORM: KORY DUBIN, REGULATORY AFFAIRS, (305) 552-4910.

4. SIGNATURE OF OFFICIAL SUBMITTING REPORT: *Kory Dubin*

5. DATE COMPLETED: 02/09/2004

LINE NO	PLANT	SUPPLIER	SHIPPING POINT	PURCHASE TYPE	DELIVERY LOCATION	DELIVERY DATE	TYPE OIL	SULFUR (%)	BTU CONTENT (BTU / GAL)	VOLUME (BBLs)	PRICE (\$/BBL)
1	MANATEE	BAKA ENERGY	ST. ROSE	MTC	PORT MANATEE	12/06/2003	F06	0.77	152762	120263	26 2950
2	MANATEE	BAKA ENERGY	ST. ROSE	MTC	PORT MANATEE	12/24/2003	F06	0.95	153071	120962	26 2950
3	TURKEY POINT	BAKA ENERGY	RIVER	MTC	FISHER ISLAND	12/15/2003	F06	0.96	152857	119787	26 7450
4	CAPE CANAVERAL	FAMM	BORCO, BAHAMAS	MTC	PORT CANAVERAL	12/28/2003	F06	0.98	152786	108140	26 7280
5	PT. EVERGLADES	FAMM	BORCO, BAHAMAS	MTC	PORT EVERGLADES	12/10/2003	F06	1.00	153786	107682	25 8840
6	RIVIERA	FAMM	BORCO, BAHAMAS	MTC	RIVIERA	12/24/2003	F06	1.00	152548	103223	27 0990
7	TURKEY POINT	FAMM	BORCO, BAHAMAS	MTC	FISHER ISLAND	12/02/2003	F06	0.98	153095	107641	25 5340
8	MARTIN	GLENCORE	RIVER	MTC	PALM BEACH	12/06/2003	F06	1.00	152000	148178	28 6650
9	SANFORD	GLENCORE	MARRERO	MTC	JACKSONVILLE	12/20/2003	F06	0.98	154548	47940	26.2970
10	CAPE CANAVERAL	GLENCORE, LTD	MARRERO	MTC	PORT CANAVERAL	12/18/2003	F06	1.00	154167	99746	27 2970
11	MARTIN	VPEM	BORCO, BAHAMAS	MTC	PALM BEACH	12/27/2003	F06	0.96	152643	143387	27 3110
12	MANATEE	VPEM	HFOTI	MTC	PORT MANATEE	12/09/2003	F06	1.00	153476	148100	26 3430
13	MANATEE	VPEM	MARRERO	MTC	PORT MANATEE	12/21/2003	F06	0.95	154333	147209	27 5400
14	PT EVERGLADES	SHELL	RIVER	S	PORT EVERGLADES	12/02/2003	F06	0.97	153571	111103	25 6800
15	PT EVERGLADES	COASTAL	NA-TRUCK DELIVERY			12/04/2003	F03	N/A	N/A	14995	39 0800
16	PT EVERGLADES	AMERIGAS	NA-TRUCK DELIVERY	STC		12/17/2003	PRO	N/A	N/A	5	51 5800
17	PT. EVERGLADES	AMERIGAS	NA-TRUCK DELIVERY	STC		12/31/2003	PRO	N/A	N/A	16	51 2400
18	PT. EVERGLADES	AMERIGAS	NA-TRUCK DELIVERY	STC		12/03/2003	PRO	N/A	N/A	2	48 5200
19	RIVIERA	FERRELL	NA-TRUCK DELIVERY	STC		12/01/2003	PRO	N/A	N/A	2	45.5500
20	RIVIERA	FERRELL	NA-TRUCK DELIVERY	STC		12/05/2003	PRO	N/A	N/A	4	47.2200
21	RIVIERA	FERRELL	NA-TRUCK DELIVERY	STC		12/08/2003	PRO	N/A	N/A	4	45.4900
22	RIVIERA	FERRELL	NA-TRUCK DELIVERY	STC		12/12/2003	PRO	N/A	N/A	3	49.2600
23	RIVIERA	FERRELL	NA-TRUCK DELIVERY	STC		12/19/2003	PRO	N/A	N/A	7	50.3400
24	RIVIERA	FERRELL	NA-TRUCK DELIVERY	STC		12/26/2003	PRO	N/A	N/A	7	49.8000
25	MARTIN	INDIANTOWN	NA-TRUCK DELIVERY	STC		12/12/2003	PRO	N/A	N/A	15	35.3600
26	MANATEE	SUBURBAN	NA-TRUCK DELIVERY	STC		12/12/2003	PRO	N/A	N/A	3	45 7600
27	SANFORD	SUBURBAN	NA-TRUCK DELIVERY	STC		12/18/2003	PRO	N/A	N/A	5	46 3000

DOCUMENT NUMBER - 03411 MAR 11 8

MONTHLY REPORT OF COST AND QUALITY OF FUEL OIL FOR ELECTRIC PLANTS
 DETAIL OF INVOICE AND TRANSPORTATION CHARGES

EDITED COPY

FPSC FORM NO. 423-1 (a)

1. REPORTING MONTH: DEC YEAR: 2003

3. NAME, TITLE TELEPHONE NUMBER OF CONTACT PERSON CONCERNING DATA
 SUBMITTED ON THIS FORM: KORY DUBIN, REGULATORY AFFAIRS, (305) 552-4910.

2. REPORTING COMPANY: FLORIDA POWER LIGHT COMPANY

4. SIGNATURE OF OFFICIAL SUBMITTING REPORT: 

5. DATE COMPLETED: 02/09/2004

(A)	(B)	(C)	(D)	(E)	(F)	(G)	(H)	(I)	(J)	(K)	(L)	(M)	(N)	(O)	(P)	(Q)	(R)
LINE NO.	PLANT	SUPPLIER	DELIVERY LOCATION	DELIVERY DATE	TYPE OIL	VOLUME (BBL)	INVOICE PRICE (\$/BBL)	INVOICE AMOUNT (\$)	DISCOUNT (\$)	NET AMOUNT (\$)	NET PRICE (\$/BBL)	QUALITY ADJUST. (\$/BBL)	EFFECTIVE PUR PRICE (\$/BBL)	TRANSP TO TERM (\$/BBL)	ADDITIONAL TRANS CHGS (\$/BBL)	OTHER CHGS (\$/BBL)	DELIVERED PRICE (\$/BBL)
1	PMT	BAKA ENERGY	PORT MANATEE	12/06/2003	F06	120263								0.0000			26 5307
2	PMT	BAKA ENERGY	PORT MANATEE	12/24/2003	F06	120962								0.0000			26 5307
3	PTF	BAKA ENERGY	FISHER ISLAND	12/15/2003	F06	119787								0.0000			27.5279
4	PCC	FAMM	PORT CANAVERAL	12/28/2003	F06	108140								0.0000			27.2845
5	PPE	FAMM	PORT EVERGLADES	12/10/2003	F06	107682								0.0000			26.1282
6	PRV	FAMM	RIVIERA	12/24/2003	F06	103223								0.0000			27.2910
7	PTF	FAMM	FISHER ISLAND	12/02/2003	F06	107641								0.0000			26.3169
8	PMR	GLENORE	PALM BEACH	12/06/2003	F06	148178								0.0000			29.1029
9	PSN	GLENORE	JACKSONVILLE	12/20/2003	F06	47940								0.0000			27.5641
10	PCC	GLENORE,LTC	PORT CANAVERAL	12/18/2003	F06	99746								0.0000			27.8535
11	PMR	VPEM	PALM BEACH	12/27/2003	F06	143387								0.0000			27.7489
12	PMT	VPEM	PORT MANATEE	12/09/2003	F06	148100								0.0000			26.5787
13	PMT	VPEM	PORT MANATEE	12/21/2003	F06	147209								0.0000			27.7757
14	PPE	SHELL	PORT EVERGLADES	12/02/2003	F06	111103								0.0000			25.9242
15	PPE	COASTAL		12/04/2003	F03	14995								0.0000			39.0800
16	PPE	AMERIGAS		12/17/2003	PRO	5	51.5800	258	0	258	51.5800	0.0000	51.5800	0.0000	0.0000	0.0000	51.5800
17	PPE	AMERIGAS		12/31/2003	PRO	16	51.2400	820	0	820	51.2400	0.0000	51.2400	0.0000	0.0000	0.0000	51.2400
18	PPE	AMERIGAS		12/03/2003	PRO	2	48.5200	97	0	97	48.5200	0.0000	48.5200	0.0000	0.0000	0.0000	48.5200
19	PRV	FERRELL		12/01/2003	PRO	2	45.5500	91	0	91	45.5500	0.0000	45.5500	0.0000	0.0000	0.0000	45.5500
20	PRV	FERRELL		12/05/2003	PRO	4	47.2200	189	0	189	47.2200	0.0000	47.2200	0.0000	0.0000	0.0000	47.2200
21	PRV	FERRELL		12/08/2003	PRO	4	45.4900	182	0	182	45.4900	0.0000	45.4900	0.0000	0.0000	0.0000	45.4900
22	PRV	FERRELL		12/12/2003	PRO	3	49.2600	148	0	148	49.2600	0.0000	49.2600	0.0000	0.0000	0.0000	49.2600
23	PRV	FERRELL		12/19/2003	PRO	7	50.3400	352	0	352	50.3400	0.0000	50.3400	0.0000	0.0000	0.0000	50.3400
24	PRV	FERRELL		12/26/2003	PRO	7	49.8000	349	0	349	49.8000	0.0000	49.8000	0.0000	0.0000	0.0000	49.8000
25	PMR	INDIANTOWN		12/12/2003	-PRO	15	35.3600	530	0	530	35.3600	0.0000	35.3600	0.0000	0.0000	0.0000	35.3600
26	PMT	SUBURBAN		12/12/2003	PRO	3	45.7600	137	0	137	45.7600	0.0000	45.7600	0.0000	0.0000	0.0000	45 7600

MONTHLY REPORT OF COST AND QUALITY OF FUEL OIL FOR ELECTRIC PLANTS
 DETAIL OF INVOICE AND TRANSPORTATION CHARGES

FPSC FORM NO. 423-1 (a)

1. REPORTING MONTH: DEC YEAR: 2003

2. REPORTING COMPANY: FLORIDA POWER LIGHT COMPANY

3. NAME, TITLE, TELEPHONE NUMBER OF CONTACT PERSON CONCERNING DATA
 SUBMITTED ON THIS FORM: KORY DUBIN, REGULATORY AFFAIRS, (305) 552-4910.

4. SIGNATURE OF OFFICIAL SUBMITTING REPORT: *Kory Dubin*

5. DATE COMPLETED: 02/09/2004

(A)	(B)	(C)	(D)	(E)	(F)	(G)	(H)	(I)	(J)	(K)	(L)	(M)	(N)	(O)	(P)	(Q)	(R)
LINE NO.	PLANT	SUPPLIER	DELIVERY LOCATION	DELIVERY DATE	TYPE OIL	VOLUME (BBL)	INVOICE PRICE (\$/BBL)	INVOICE AMOUNT (\$)	DISCOUNT (\$)	NET AMOUNT (\$)	NET PRICE (\$/BBL)	QUALITY ADJUST. (\$/BBL)	EFFECTIVE PUR PRICE (\$/BBL)	TRANSP TO TERM (\$/BBL)	ADDITIONAL TRANS CHGS (\$/BBL)	OTHER CHGS (\$/BBL)	DELIVERED PRICE (\$/BBL)
27	PSN	SUBURBAN		12/18/2003	PRO	5	46.3000	232	0	232	46.3000	0.0000	46.3000	0.0000	0.0000	0.0000	46.3000

FPSC FORM NO. 423-1(b)

MONTHLY REPORT OF COST AND QUALITY OF FUEL OIL FOR ELECTRIC PLANTS
 REPORT OF ADJUSTMENTS TO PREVIOUS OIL DELIVERIES

1. REPORTING MONTH: DECEMBER YEAR: 2003

3. NAME, TITLE, & TELEPHONE NUMBER OF CONTACT PERSON CONCERNING DATA
 SUBMITTED ON THIS FORM: RITA McLELLAN, REGULATORY AFFAIRS,

2. REPORTING COMPANY: FLORIDA POWER & LIGHT COMPANY

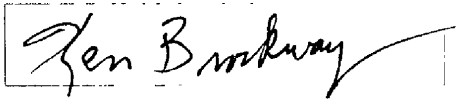
4. SIGNATURE OF OFFICIAL SUBMITTING REPORT: *[Signature]*

5. DATE COMPLETE 2/15/2004

LINE NO.	MONTH REPORTED	FORM PLANT NAME	SUPPLIER	ORIGINAL LINE NUMBER	OLD VOLUME (BBLs)	FORM NO.	COLUMN DESIGNATOR & TITLE	OLD VALUE	NEW VALUE	NEW DELIVERED PRICE (\$/BBL)	REASON FOR REVISION
(A)	(B)	(C)	(D)	(E)	(F)	(G)	(H)	(I)	(J)	(K)	(L)
1	NONE										

**MONTHLY REPORT OF COST AND QUALITY OF COAL FOR ELECTRIC PLANTS
ORIGIN, TONNAGE, DELIVERED PRICE AND AS RECEIVED QUALITY**

1. Report For Month/Yr: **December 2003** 4. Name, Title & Telephone Number of Contact
 Person Concerning Data Submitted on this Form: **Korel M. Dubin (305-552-4910)**

2. Reporting Company: **Florida Power & Light** 5. Signature of Official Submitting Report: 

3. Plant Name: **St. Johns River Power Park (SJRPP)** 6. Date Completed: **January 12, 2004**

Line No.	Supplier Name	Mine Location	Purchase Type	Transportation Mode	Tons	Effective Purchase Price (\$/Ton)	Total Trans Cost (\$/Ton)	FOB Plant Price (\$/Ton)	As Received Coal Quality			
									Sulfur Content (%)	Btu Content (%)	Ash Content (%)	Moisture Content (%)
(a)	(b)	(c)	(d)	(e)	(f)	(g)	(h)	(i)	(j)	(k)	(l)	(m)
1	Coal Marketing Company	45,IM,999	LTC	OC	28,843			35.38	0.64	11,717	7.80	11.39
2	DTE Clover, LLC	08,KY,095	LTC	UR	14,427			39.54	1.10	12,643	8.94	6.83

EDITED COPY


**MONTHLY REPORT OF COST AND QUALITY OF COAL FOR ELECTRIC PLANTS
DETAIL OF INVOICE PURCHASE PRICE**

1. Report For Month/Yr: **December 2003**

2. Reporting Company: **Florida Power & Light**

3. Plant Name: **St. Johns River Power Park (SJRPP)**

4. Name, Title & Telephone Number of Contact
Person Concerning Data Submitted on this Form: **Korel M. Dubin (305-552-4910)**

5. Signature of Official Submitting Report: 

6. Date Completed: **January 12, 2004**

Line No.	Supplier Name	Mine Location	Purchase Type	Tons	FOB Mine Price (\$/Ton)	Short Haul & Loading Charge	Original Invoice Price (\$/Ton)	Retro-active Price Increases (\$/Ton)	Base Price (\$/Ton)	Quality Adjustments (\$/Ton)	Effective Purchase Price (\$/Ton)
(a)	(b)	(c)	(d)	(e)	(f)	(g)	(h)	(i)	(j)	(k)	(l)
1	Coal Marketing Company	45,IM,999	LTC	28,843		0.00		0.00		0.00	
2	DTE Clover, LLC	08,KY,095	LTC	14,427		0.00		0.00		0.00	

EDITED COPY

**MONTHLY REPORT OF COST AND QUALITY OF COAL FOR ELECTRIC PLANTS
DETAIL OF TRANSPORTATION CHARGES**

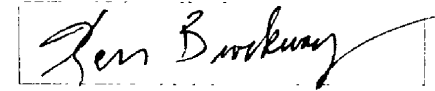
1. Report For Month/Yr: **December 2003**

4. Name, Title & Telephone Number of Contact

Person Concerning Data Submitted on this Form: **Korel M. Dubin (305-552-4910)**

2. Reporting Company: **Florida Power & Light**

5. Signature of Official Submitting Report:



3. Plant Name: **St. Johns River Power Park (SJRPP)**

6. Date Completed:

January 12, 2004


Line No.	Supplier Name	Mine Location	Shipping Point	Transportation Mode	Tons	Effective Purchase Price (\$/Ton)	Short Haul & Loading Charge (\$/Ton)	Rail Charges		Waterborne Charges				Total Transport Charges (\$/Ton)	FOB Plant Price (\$/Ton)	
								Rail Rate (\$/Ton)	Other Rail Charges (\$/Ton)	River Barge Rate (\$/Ton)	Trans-loading Rate (\$/Ton)	Ocean Barge Rate (\$/Ton)	Other Water Charges (\$/Ton)			Related Charges (\$/Ton)
(a)	(b)	(c)	(d)	(e)	(f)	(g)	(h)	(i)	(j)	(k)	(l)	(m)	(n)	(o)	(p)	(q)
1	Coal Marketing Company	45,IM,999	EL CERREJON	OC	28,843		0.00		0.00	0.00	0.00	0.00	0.00	0.00		35.38
2	DTE Clover, LLC	08,KY,095	CLOVER DTE	UR	14,427		0.00		0.00	0.00	0.00	0.00	0.00	0.00		39.54

EDITED COPY

**MONTHLY REPORT OF COST AND QUALITY OF COAL FOR ELECTRIC PLANTS
ORIGIN, TONNAGE, DELIVERED PRICE, AND AS RECEIVED QUALITY**

1. Reporting Month: **November** Year: **2003** 4. Name, Title & Telephone Number of Contact Person Concerning Data
Submitted on this Form: Korel M. Dubin
(305) 552-4910

2. Reporting Company: **FLORIDA POWER & LIGHT COMPANY**

3. Plant Name: **R.W.SCHERER** 5. Signature of Official Submitting Report: 

6. Date Completed: **06-Feb-04**

<u>Line No.</u> (a)	<u>Supplier Name</u> (b)	<u>Mine Location</u> (c)	<u>Purchase Type</u> (d)	<u>Transport Mode</u> (e)	<u>Tons</u> (f)	<u>Purchase Price (\$/Ton)</u> (g)	<u>Effective Transport Charges (\$/Ton)</u> (h)	<u>Total FOB Plant Price (\$/Ton)</u> (i)	<u>Sulfur Content (%)</u> (j)	<u>Btu Content (Btu/lb)</u> (k)	<u>Ash Content (%)</u> (l)	<u>Moisture Content (%)</u> (m)
(1)	AEI COAL SALES	8/KY/159	MTC	UR	23,619.41	50.415	14.69	65.105	0.68	12,552	8.09	7.50
(2)	JACOBS RANCH	19/WY/5	S	UR	57,714.23	4.748	21.38	26.128	0.44	8,715	5.44	27.94
(3)	TRITON COAL CO	19/WY/5	S	UR	22,137.28	8.763	21.60	30.363	0.23	8,775	4.90	27.32
(4)	ARCH COAL SALES	19/WY/5	S	UR	67,928.04	6.836	21.34	28.176	0.29	8,857	5.29	26.96
(5)	POWDER RIVER COAL	19/WY/5	S	UR	5,995.97	7.009	21.38	28.389	0.21	8,873	4.22	26.99
(6)	AEI COAL SALES	8/KY/195	MTC	UR	2,260.60	51.140	14.67	65.810	0.73	12,758	7.88	7.24

**MONTHLY REPORT OF COST AND QUALITY OF COAL FOR ELECTRIC PLANTS
DETAILED PURCHASED COAL INVOICE INFORMATION**

1 Reporting Month: **November** Year: **2003**
 2 Reporting Company: **FLORIDA POWER & LIGHT COMPANY**
 3 Plant Name: **R.W.SCHERER**

4. Name, Title & Telephone Number of Contact Person Concerning Data
 Submitted on this Form: **Korel M. Dubin**
 (305) 552-4910
 5. Signature of Official Submitting Report: *Kenneth Brockway*
 6. Date Completed: **06-Feb-04**

Line No.	Supplier Name	Mine Location	Purch. Type	Tons	FOB Mine Price (\$/Ton)	Shorthaul & Loading Charges (\$/Ton)	Original Invoice Price (\$/Ton)	Retroactive Price Increase (\$/Ton)	Base Price (\$/Ton)	Quality Adjustments (\$/Ton)	Effective Purchase Price (\$/Ton)
(a)	(b)	(c)	(d)	(e)	(f)	(g)	(h)	(i)	(j)	(k)	(l)
(1)	AEI COAL SALES	8/KY/159	MTC	23,619.41	47.711	-	47.711	-	47.711	2.704	50.415
(2)	JACOBS RANCH	19/WY/5	S	57,714.23	4.922	-	4.922	-	4.922	(0.174)	4.748
(3)	TRITON COAL CO	19/WY/5	S	22,137.28	8.763	-	8.763	-	8.763	0.000	8.763
(4)	ARCH COAL SALES	19/WY/5	S	67,928.04	6.795	-	6.795	-	6.795	0.041	6.836
(5)	POWDER RIVER COAL	19/WY/5	S	5,995.97	6.955	-	6.955	-	6.955	0.054	7.009
(6)	AEI COAL SALES	8/KY/195	MTC	2,260.60	47.444	-	47.444	-	47.444	3.696	51.140

**MONTHLY REPORT OF COST AND QUALITY OF COAL FOR ELECTRIC PLANTS
DETAILED TRANSPORTATION INVOICE INFORMATION**

1 Reporting Month: **November** Year: **2003**
 2 Reporting Company: **FLORIDA POWER & LIGHT COMPANY**
 3 Plant Name: **R.W.SCHERER**

4. Name, Title & Telephone Number of Contact Person Concerning Data
 Submitted on this Form: **Korel M. Dubin**
 (305) 552-4910

5. Signature of Official Submitting Report: 

6. Date Completed: **06-Feb-04**

Line No.	Supplier Name	Mine Location	Shipping Point	Transport Mode	Tons	Effective Purchase Price (\$/Ton)	Additional Shorthaul & Loading Charges (\$/Ton)	Rail Charges		Waterborne Charges				Other Related Charges (\$/Ton)	Total Transportation Charges (\$/Ton)	FOB Plant Price (\$/Ton)
								Rail Rate (\$/Ton)	Other Rail Charges (\$/Ton)	River Barge Rate (\$/Ton)	Trans-loading Rate (\$/Ton)	Ocean Barge Rate (\$/Ton)	Other Water Charges (\$/Ton)			
(a)	(b)	(c)	(d)	(e)	(f)	(g)	(h)	(i)	(j)	(k)	(l)	(m)	(n)	(o)	(p)	(q)
(1)	AEI COAL SALES	8/KY/159	PONTIKI, KY	UR	23,619.41	50.415	-	14.69	-	-	-	-	-	-	14.69	65.105
(2)	JACOBS RANCH	19/WY/5	JACOBS JCT, WY	UR	57,714.23	4.748	-	21.38	-	-	-	-	-	-	21.38	26.128
(3)	TRITON COAL CO	19/WY/5	N. ROCHELL JCT, WY	UR	22,137.28	8.763	-	21.60	-	-	-	-	-	-	21.60	30.363
(4)	ARCH COAL SALES	19/WY/5	THUNDER JCT, WY	UR	67,928.04	6.836	-	21.34	-	-	-	-	-	-	21.34	28.176
(5)	POWDER RIVER COAL	19/WY/5	NACCO JCT, WY	UR	5,995.97	7.009	-	21.38	-	-	-	-	-	-	21.38	28.389
(6)	AEI COAL SALES	8/KY/195	SIDNEY, KY	UR	2,260.60	51.140	-	14.67	-	-	-	-	-	-	14.67	65.810

CERTIFICATE OF SERVICE

I, THE UNDERSIGNED COUNSEL, HEREBY CERTIFY that copies of Florida Power & Light Company's forms 423-1, 423-1(a) edited, and 423-1(b) for the month of December, 2003, copies of St. Johns River Power Park edited forms 423-2, 423-2(a), and 423-2(b) for the month of December, 2003; and copies of Plant Scherer forms 423-2, 423-2(a), and 423-2(b) for the month of November, 2003 have been served via first class mail, postage prepaid to the parties listed below, this 11th day of March, 2004

Wm. Cochran Keating, IV, Esq.
Division of Legal Services
Florida Public Service Commission
2540 Shumard Oak Blvd.
Tallahassee, Florida 32399-0850

Lee L. Willis, Esq.
James D. Beasley, Esq.
Ausley & McMullen
Attorneys for TECO
P.O. Box 391
Tallahassee, Florida 32302

Robert Vandiver, Esq.
Office of Public Counsel
111 West Madison Street
Room 812
Tallahassee, Florida 32399


James A. McGee, Esq.
Florida Power Corporation
P.O. Box 14042
St. Petersburg, Florida 33733

Norman H. Horton, Esq.
Floyd R. Self, Esq.
Messer, Caparello & Self
Attorneys for FPUC
P.O. Box 1876
Tallahassee, Florida 32302-1876

Joseph A. McGlothlin, Esq.
Vicki Gordon Kaufman, Esq.
McWhirter, Reeves, McGlothlin,
Davidson, et al.
Attorneys for FIPUG
117 South Gadsden Street
Tallahassee, Florida 32301

John W. McWhirter, Jr., Esq.
McWhirter, Reeves, McGlothlin,
Davidson, et al.
Attorneys for FIPUG
400 North Tampa Street, Suite 2450
Tampa, Florida 33602

Jeffrey A. Stone, Esq.
Russell A. Badders, Esq.
Beggs & Lane
Attorneys for Gulf Power
P.O. Box 12950
Pensacola, Florida 32591-2950



R. Wade Litchfield