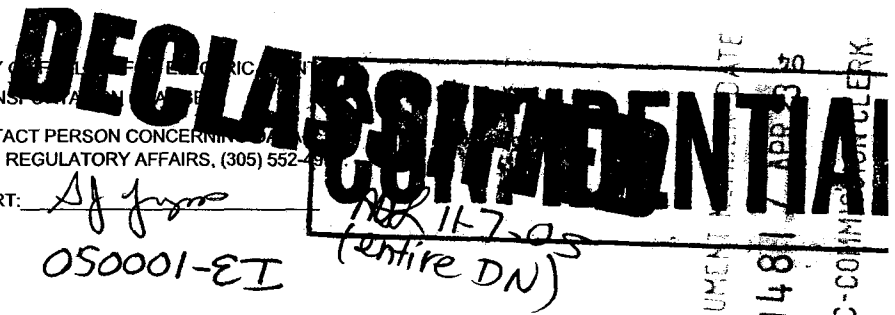


FPSC FORM NO. 423-1 (a)

1. REPORTING MONTH: JAN YEAR: 2004
 2. REPORTING COMPANY: FLORIDA POWER LIGHT COMPANY

MONTHLY REPORT OF COST AND QUALITY OF FUEL
 DETAIL OF INVOICE AND TRANSPORTATION

3. NAME, TITLE, TELEPHONE NUMBER OF CONTACT PERSON CONCERNING THIS REPORT:
 SUBMITTED ON THIS FORM: KORY DUBIN, REGULATORY AFFAIRS, (305) 552-4545
 4. SIGNATURE OF OFFICIAL SUBMITTING REPORT: *[Signature]*
 5. DATE COMPLETED: 03/23/2004



(A)	(B)	(C)	(D)	(E)	(F)	(G)	(H)	(I)	(J)	(K)	(L)	(M)	(N)	(O)	(P)	(Q)	(R)
LINE NO.	PLANT	SUPPLIER	DELIVERY LOCATION	DELIVERY DATE	TYPE OIL	VOLUME (BBL)	INVOICE PRICE (\$/BBL)	INVOICE AMOUNT (\$)	DISCOUNT (\$)	NET AMOUNT (\$)	NET PRICE (\$/BBL)	QUALITY ADJUST. (\$/BBL)	EFFECTIVE PUR PRICE (\$/BBL)	TRANSP TO TERM (\$/BBL)	ADDITIONAL TRANS CHGS (\$/BBL)	OTHER CHGS (\$/BBL)	DELIVERED PRICE (\$/BBL)
1	PMT	BAKA ENERGY	PORT MANATEE	01/02/2004	F06	119994	26.5530	3,186,201	0	3,186,201	26.5530	0.0000	26.5530	0.0000	0.0672	0.1685	26.7887
2	PCC	GLENCORE	PORT CANAVERAL	01/23/2004	F06	149125	28.7860	4,292,712	0	4,292,712	28.7860	0.0000	28.7860	0.0000	0.3868	0.1697	29.3425
3	PRV	GLENCORE	RIVIERA	01/13/2004	F06	83151	29.0450	2,415,121	0	2,415,121	29.0450	0.0000	29.0450	0.0000	0.0090	0.1830	29.2370
4	PRV	GLENCORE	RIVIERA	01/27/2004	F06	142447	28.8860	4,114,724	0	4,114,724	28.8860	0.0000	28.8860	0.0000	0.0090	0.1830	29.0780
5	PTF	GLENCORE	FISHER ISLAND	01/02/2004	F06	149430	27.0200	4,037,599	0	4,037,599	27.0200	0.0000	27.0200	0.0000	0.5626	0.2203	27.8029
6	PTF	GLENCORE	FISHER ISLAND	01/12/2004	F06	66106	29.0450	1,920,049	0	1,920,049	29.0450	0.0000	29.0450	0.0000	0.5626	0.2203	29.8279
7	PMR	BAKA ENERGY	PALM BEACH	01/14/2004	F06	117834	26.7530	3,152,413	0	3,152,413	26.7530	0.0000	26.7530	0.0000	0.2555	0.1824	27.1909
8	PMR	BAKA ENERGY	PALM BEACH	01/29/2004	F06	116513	26.8230	3,125,228	0	3,125,228	26.8230	0.0000	26.8230	0.0000	0.2555	0.1824	27.2609
9	PMR	FAMM	PALM BEACH	01/09/2004	F06	76961	26.8980	2,070,097	0	2,070,097	26.8980	0.0000	26.8980	0.0000	0.2555	0.1824	27.3359
10	PMT	FAMM	PORT MANATEE	01/31/2004	F06	161320	26.0730	4,206,096	0	4,206,096	26.0730	0.0000	26.0730	0.0000	0.0672	0.1685	26.3087
11	PRV	FAMM	RIVIERA	01/09/2004	F06	66374	26.8980	1,785,328	0	1,785,328	26.8980	0.0000	26.8980	0.0000	0.0090	0.1830	27.0900
12	PTF	FAMM	FISHER ISLAND	01/21/2004	F06	159937	26.8500	4,294,308	0	4,294,308	26.8500	0.0000	26.8500	0.0000	0.5626	0.2203	27.6329
13	PPE	SEMPRA	PORT EVERGLADES	01/30/2004	F06	331676	28.8980	9,584,773	0	9,584,773	28.8980	0.0000	28.8980	0.0000	0.0582	0.1860	29.1422
14	PFM	ROYAL		01/23/2004	F03	48200	35.5042	1,711,301	0	1,711,301	35.5042	0.0000	35.5042	0.0000	0.0000	0.0000	35.5042
15	PFM	ROYAL		01/30/2004	F03	8024	43.0100	345,112	0	345,112	43.0100	0.0000	43.0100	0.0000	0.0000	0.0000	43.0100
16	PPE	AMERIGAS		01/15/2004	PRO	10	55.5900	556	0	556	55.5900	0.0000	55.5900	0.0000	0.0000	0.0000	55.5900
17	PPE	AMERIGAS		01/29/2004	PRO	5	56.9300	285	0	285	56.9300	0.0000	56.9300	0.0000	0.0000	0.0000	56.9300
18	PTF	AMERIGAS		01/02/2004	PRO	6	52.9400	318	0	318	52.9400	0.0000	52.9400	0.0000	0.0000	0.0000	52.9400
19	PTF	AMERIGAS		01/15/2004	PRO	7	56.1300	393	0	393	56.1300	0.0000	56.1300	0.0000	0.0000	0.0000	56.1300
20	PRV	FERRELL		01/02/2004	PRO	4	50.7900	203	0	203	50.7900	0.0000	50.7900	0.0000	0.0000	0.0000	50.7900
21	PRV	FERRELL		01/09/2004	PRO	6	53.6400	322	0	322	53.6400	0.0000	53.6400	0.0000	0.0000	0.0000	53.6400
22	PRV	FERRELL		01/16/2004	PRO	9	53.9100	485	0	485	53.9100	0.0000	53.9100	0.0000	0.0000	0.0000	53.9100
23	PRV	FERRELL		01/20/2004	PRO	2	53.2000	106	0	106	53.2000	0.0000	53.2000	0.0000	0.0000	0.0000	53.2000
24	PRV	FERRELL		01/23/2004	PRO	2	43.3400	87	0	87	43.3400	0.0000	43.3400	0.0000	0.0000	0.0000	43.3400
25	PRV	FERRELL		01/27/2004	PRO	4	53.8600	215	0	215	53.8600	0.0000	53.8600	0.0000	0.0000	0.0000	53.8600
26	PRV	FERRELL		01/30/2004	PRO	3	52.3100	157	0	157	52.3100	0.0000	52.3100	0.0000	0.0000	0.0000	52.3100

MONTHLY REPORT OF COST AND QUALITY OF FUEL OIL FOR ELECTRIC PLANTS
 DETAIL OF INVOICE AND TRANSPORTATION CHARGES

FPSC FORM NO. 423-1 (a)

1. REPORTING MONTH: JAN YEAR: 2004

2. REPORTING COMPANY: FLORIDA POWER LIGHT COMPANY

3. NAME, TITLE TELEPHONE NUMBER OF CONTACT PERSON CONCERNING DATA
 SUBMITTED ON THIS FORM: KORY DUBIN, REGULATORY AFFAIRS, (305) 552-4910.

4. SIGNATURE OF OFFICIAL SUBMITTING REPORT: *Kory Dubin*

5. DATE COMPLETED: 03/23/2004

(A)	(B)	(C)	(D)	(E)	(F)	(G)	(H)	(I)	(J)	(K)	(L)	(M)	(N)	(O)	(P)	(Q)	(R)
LINE NO.	PLANT	SUPPLIER	DELIVERY LOCATION	DELIVERY DATE	TYPE OIL	VOLUME (BBLs)	INVOICE PRICE (\$/BBL)	INVOICE AMOUNT (\$)	DISCOUNT (\$)	NET AMOUNT (\$)	NET PRICE (\$/BBL)	QUALITY ADJUST. (\$/BBL)	EFFECTIVE PUR PRICE (\$/BBL)	TRANSP TO TERM (\$/BBL)	ADDITIONAL TRANS CHGS (\$/BBL)	OTHER CHGS (\$/BBL)	DELIVERED PRICE (\$/BBL)
27	PMR	INDIANTOWN		01/20/2004	PRO	13	44.1000	573	0	573	44.1000	0.0000	44.1000	0.0000	0.0000	0.0000	44.1000
28	PCC	SUBURBAN		01/21/2004	PRO	7	50.0700	350	0	350	50.0700	0.0000	50.0700	0.0000	0.0000	0.0000	50.0700
29	PMT	SUBURBAN		01/09/2004	PRO	5	44.5700	223	0	223	44.5700	0.0000	44.5700	0.0000	0.0000	0.0000	44.5700

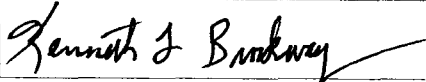
**MONTHLY REPORT OF COST AND QUALITY OF COAL FOR ELECTRIC PLANTS
ORIGIN, TONNAGE, DELIVERED PRICE AND AS RECEIVED QUALITY**

1. Report For Month/Yr: **January 2004**

4. Name, Title & Telephone Number of Contact
Person Concerning Data Submitted on this Form: **Korel M. Dubin (305-552-4910)**

2. Reporting Company: **Florida Power & Light**

5. Signature of Official Submitting Report:



3. Plant Name: **St. Johns River Power Park (SJRPP)**

6. Date Completed: **February 11, 2004**

Line No.	Supplier Name	Mine Location	Purchase Type	Transportation Mode	Tons	Effective Purchase Price (\$/Ton)	Total Trans Cost (\$/Ton)	FOB Plant Price (\$/Ton)	As Received Coal Quality			
									Sulfur Content (%)	Btu Content (%)	Ash Content (%)	Moisture Content (%)
(a)	(b)	(c)	(d)	(e)	(f)	(g)	(h)	(i)	(j)	(k)	(l)	(m)
1	Coal Marketing Company	45,IM,999	LTC	OC	39,037	36.89	0.00	36.89	0.49	11,726	7.59	11.38
2	DTE Clover, LLC	08,KY,095	LTC	UR	16,458	28.00	18.07	46.07	1.17	12,623	9.26	6.51
3	RAG Energy	45,IM,999	S	OC	11,867	35.83	0.00	35.83	0.79	12,914	6.35	6.87

**CONFIDENTIAL
DECLASSIFIED**

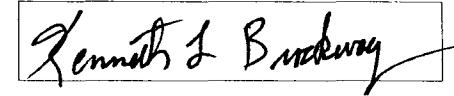
**MONTHLY REPORT OF COST AND QUALITY OF COAL FOR ELECTRIC PLANTS
DETAIL OF INVOICE PURCHASE PRICE**

1. Report For Month/Yr: **January 2004**

4. Name, Title & Telephone Number of Contact
Person Concerning Data Submitted on this Form: **Korel M. Dubin (305-552-4910)**

2. Reporting Company: **Florida Power & Light**

5. Signature of Official Submitting Report:



3. Plant Name: **St. Johns River Power Park (SJRPP)**

6. Date Completed: **February 11, 2004**

Line No.	Supplier Name	Mine Location	Purchase Type	Tons	FOB Mine Price (\$/Ton)	Short Haul & Loading Charge	Original Invoice Price (\$/Ton)	Retro-active Price Increases (\$/Ton)	Base Price (\$/Ton)	Quality Adjustments (\$/Ton)	Effective Purchase Price (\$/Ton)
(a)	(b)	(c)	(d)	(e)	(f)	(g)	(h)	(i)	(j)	(k)	(l)
1	Coal Marketing Company	45,IM,999	LTC	39,037	36.89	0.00	36.89	0.00	36.89	0.00	36.89
2	DTE Clover, LLC	08,KY,095	LTC	16,458	28.00	0.00	28.00	0.00	28.00	0.00	28.00
3	RAG Energy	45,IM,999	S	11,867	35.83	0.00	35.83	0.00	35.83	0.00	35.83

**CONFIDENTIAL
DECLASSIFIED**

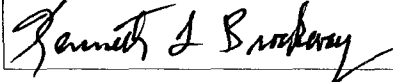
**MONTHLY REPORT OF COST AND QUALITY OF COAL FOR ELECTRIC PLANTS
DETAIL OF TRANSPORTATION CHARGES**

1. Report For Month/Yr: **January 2004**

4. Name, Title & Telephone Number of Contact
Person Concerning Data Submitted on this Form: **Korel M. Dubin (305-552-4910)**

2. Reporting Company: **Florida Power & Light**

5. Signature of Official Submitting Report:



3. Plant Name: **St. Johns River Power Park (SJRPP)**

6. Date Completed: **February 11, 2004**

Line No.	Supplier Name	Mine Location	Shipping Point	Transportation Mode	Tons	Effective Purchase Price (\$/Ton)	Short Haul & Loading Charge (\$/Ton)	Rail Charges		Waterborne Charges					Total Transport Charges (\$/Ton)	FOB Plant Price (\$/Ton)
								Rail Rate (\$/Ton)	Other Rail Charges (\$/Ton)	River Barge Rate (\$/Ton)	Trans-loading Rate (\$/Ton)	Ocean Barge Rate (\$/Ton)	Other Water Charges (\$/Ton)	Related Charges (\$/Ton)		
(a)	(b)	(c)	(d)	(e)	(f)	(g)	(h)	(i)	(j)	(k)	(l)	(m)	(n)	(o)	(p)	(q)
1	Coal Marketing Company	45,IM,999	EL CERREJON	OC	39,037	36.89	0.00	0.00	0.00	0.00	0.00	0.00	0.00	0.00	0.00	36.89
2	DTE Clover, LLC	08,KY,095	CLOVER DTE	UR	16,458	28.00	0.00	18.07	0.00	0.00	0.00	0.00	0.00	0.00	18.07	46.07
3	RAG Energy	45,IM,999	GUASARE	OC	11,867	35.83	0.00	0.00	0.00	0.00	0.00	0.00	0.00	0.00	0.00	35.83

**CONFIDENTIAL
DECLASSIFIED**