

ORIGINAL



R. Wade Litchfield  
Senior Attorney  
Florida Authorized House Counsel  
Florida Power & Light Company  
700 Universe Boulevard  
Juno Beach, FL 33408-0420  
(561) 691-7135 (Facsimile)

RECEIVED-PPSC

24 AUG -6 PM 4:09

COMMISSION  
CLERK

August 6, 2004

Writer's Direct Dial:  
(561) 691-7101

**VIA HAND DELIVERY**

Ms. Blanca S. Bayó, Director  
Division of the Commission Clerk and  
Administrative Services  
Florida Public Service Commission  
Betty Easley Conference Center, Room 110  
2540 Shumard Oak Boulevard  
Tallahassee, Florida 32399-0850

Re: **Docket No. 040001-EI – Monthly Fuel Filings**

Dear Ms. Bayó:

Enclosed herewith for filing are the original and five (5) copies of the following monthly fuel reports for FPL:

- (a) FPSC Forms 423-1, 423-1(a), and 423-1(b) for Florida Power & Light Company for the month of May 2004;
- (b) FPSC Forms 423-2, 423-2(a), and 423-2(b) for St. Johns River Power Park (SJRPP) for the month of May 2004; and
- (c) FPSC Forms 423-2, 423-2(a), and 423-2(b) for Plant Scherer for the month of April 2004.


FPL's Request for Confidential Classification of the information removed from FPL FPSC Form 423 1(a) and SJRPP FPSC Forms 423-2, 423-2(a), and 423-2(b) is being filed under separate cover. Should you have any questions regarding this filing, please contact me at (561) 691-7101.

CMP \_\_\_\_\_  
 COM 5  
 CTR \_\_\_\_\_  
 ECR \_\_\_\_\_  
 GCL \_\_\_\_\_  
 OPC \_\_\_\_\_  
 MMS \_\_\_\_\_  
 RCA \_\_\_\_\_  
 SCR \_\_\_\_\_  
 SEC 1  
 OTH \_\_\_\_\_

RWL/ec  
 Enclosures  
 cc: Service List  
 Doc/423 Fuel Filing/May 2004

Thank you for your attention to this matter, I remain,

Sincerely,



R. Wade Litchfield

RECEIVED & FILED

FPSC-BUREAU OF RECORDS


DOCUMENT NUMBER-DATE

08604 AUG -6 2004

FPSC-COMMISSION CLERK

MONTHLY REPORT OF COST AND QUALITY OF FUEL OIL FOR ELECTRIC PLANTS  
ORIGIN, VOLUME, DELIVERED PRICE AND AS RECEIVED QUANTITY

1. REPORTING MONTH: MAY YEAR: 2004  
2. REPORTING COMPANY: FLORIDA POWER & LIGHT COMPANY

3. NAME, TITLE, TELEPHONE NUMBER OF CONTACT PERSON CONCERNING DATA  
SUBMITTED ON THIS FORM: KORY DUBIN, REGULATORY AFFAIRS, (305) 552-4910.  
4. SIGNATURE OF OFFICIAL SUBMITTING REPORT:   
5. DATE COMPLETED: 07/28/2004

DOCUMENT NUMBER - DATE  
08604 AUG-6 04  
FPSC-COMMISSION CLERK

LINE NO	PLANT	SUPPLIER	SHIPPING POINT	PURCHASE TYPE	DELIVERY LOCATION	DELIVERY DATE	TYPE OIL	SULFUR (%)	BTU CONTENT (BTU / GAL)	VOLUME (BBLs)	PRICE (\$/BBL)
1	MARTIN	BAKA ENERGY	RIVER	MTC	PALM BEACH	05/02/2004	F06	0.95	148214	129965	31.9360
2	CAPE CANAVERAL	FAMM	BORCO, BAHAMAS	MTC	PORT CANAVERAL	05/18/2004	F06	0.96	153929	168978	32.1590
3	CAPE CANAVERAL	FAMM	BORCO, BAHAMAS	MTC	PORT CANAVERAL	05/25/2004	F06	0.97	151905	99189	32.1590
4	CAPE CANAVERAL	FAMM	BORCO, BAHAMAS	MTC	PORT CANAVERAL	05/29/2004	F06	1.00	151929	71780	32.2200
5	SANFORD	FAMM	BORCO, BAHAMAS	MTC	JACKSONVILLE	05/23/2004	F06	1.00	152048	70091	32.1590
6	MARTIN	GLENCORE	HFOTI	MTC	PALM BEACH	05/20/2004	F06	0.91	149929	129492	31.0480
7	MANATEE	GLENCORE	RIVER	MTC	PORT MANATEE	05/08/2004	F06	0.96	151714	148410	28.4370
8	MARTIN	SEMPRA	RIVER	MTC	PALM BEACH	05/26/2004	F06	0.96	153857	130417	32.0860
9	TURKEY POINT	SEMPRA	RIVER	MTC	FISHER ISLAND	05/11/2004	F06	0.96	151286	147336	31.9360
10	MANATEE	SHELL	NEW ORLEANS	MTC	PORT MANATEE	05/05/2004	F06	0.92	152571	111057	30.9490
11	MANATEE	SHELL	BORCO, BAHAMAS	MTC	PORT MANATEE	05/18/2004	F06	0.87	151976	100715	30.9310
12	RIVIERA	SHELL	RIVER	MTC	RIVIERA	05/01/2004	F06	0.78	153214	103358	27.2740
13	RIVIERA	SHELL	NEW ORLEANS	MTC	RIVIERA	05/13/2004	F06	0.99	152405	111129	31.4490
14	TURKEY POINT	SHELL	NEW ORLEANS	MTC	FISHER ISLAND	05/25/2004	F06	0.85	152143	110489	31.3990
15	MANATEE	VITOL	GREAT BRITAIN / UN	MTC	PORT MANATEE	05/10/2004	F06	0.97	151476	247154	29.9350
16	PT. EVERGLADES	BP	NORWAY	S	PORT EVERGLADES	05/25/2004	F06	0.96	150619	359808	30.5430
17	MARTIN	GLENCORE	RIVER	S	PALM BEACH	05/31/2004	F06	1.00	154286	129890	32.5000
18	PT. EVERGLADES	PETROBRAS	BORCO, BAHAMAS	S	PORT EVERGLADES	05/01/2004	F06	0.89	151929	331516	30.7220
19	MARTIN	WPI	BORCO, BAHAMAS	S	PALM BEACH	05/28/2004	F06	0.93	153000	97958	31.9090
20	MARTIN	PORT	PORT EVERGLADES LO	S	PALM BEACH	05/08/2004	F02	N/A	N/A	885	51.7500
21	PT. EVERGLADES	AMERIGAS	NA-TRUCK DELIVERY	STC		05/20/2004	PRO	N/A	N/A	10	53.3800
22	PT. EVERGLADES	AMERIGAS	NA-TRUCK DELIVERY	STC		05/06/2004	PRO	N/A	N/A	8	51.1100
23	TURKEY POINT	AMERIGAS	NA-TRUCK DELIVERY	STC		05/07/2004	PRO	N/A	N/A	5	51.7700
24	RIVIERA	FERRELL	NA-TRUCK DELIVERY	STC		05/03/2004	PRO	N/A	N/A	2	51.8300
25	RIVIERA	FERRELL	NA-TRUCK DELIVERY	STC		05/10/2004	PRO	N/A	N/A	5	49.9400
26	RIVIERA	FERRELL	NA-TRUCK DELIVERY	STC		05/17/2004	PRO	N/A	N/A	5	50.1700
27	RIVIERA	FERRELL	NA-TRUCK DELIVERY	STC		05/24/2004	PRO	N/A	N/A	7	50.9900


MONTHLY REPORT OF COST AND QUALITY OF FUEL OIL FOR ELECTRIC PLANTS  
ORIGIN, VOLUME, DELIVERED PRICE AND AS RECEIVED QUANTITY

FPSC FORM NO. 423-1

1. REPORTING MONTH: MAY YEAR: 2004

2. REPORTING COMPANY: FLORIDA POWER & LIGHT COMPANY

3. NAME, TITLE TELEPHONE NUMBER OF CONTACT PERSON CONCERNING DATA  
SUBMITTED ON THIS FORM: **KORY DUBIN, REGULATORY AFFAIRS, (305) 552-4910.**

4. SIGNATURE OF OFFICIAL SUBMITTING REPORT: 

5. DATE COMPLETED: 07/28/2004

LINE NO	PLANT	SUPPLIER	SHIPPING POINT	PURCHASE TYPE	DELIVERY LOCATION	DELIVERY DATE	TYPE OIL	SULFUR (%)	BTU CONTENT (BTU / GAL)	VOLUME (BBLs)	PRICE (\$/BBL)
28	RIVIERA	FERRELL	NA-TRUCK DELIVERY	STC		05/28/2004	PRO	N/A	N/A	3	50.3000
29	MARTIN	INDIANTOWN	NA-TRUCK DELIVERY	STC		05/11/2004	PRO	N/A	N/A	10	44.1000
30	CAPE CANAVERAL	SUBURBAN	NA-TRUCK DELIVERY	STC		05/27/2004	PRO	N/A	N/A	7	48.7700

MONTHLY REPORT OF COST AND QUALITY OF FUEL OIL FOR ELECTRIC PLANTS  
 DETAIL OF INVOICE AND TRANSPORTATION CHARGES

FPSC FORM NO. 423-1 (a)

1. REPORTING MONTH: MAY YEAR: 2004  
 2. REPORTING COMPANY: FLORIDA POWER LIGHT COMPANY

3. NAME, TITLE TELEPHONE NUMBER OF CONTACT PERSON CONCERNING DATA  
 SUBMITTED ON THIS FORM: KORY DUBIN, REGULATORY AFFAIRS, (305) 552-4910.  
 4. SIGNATURE OF OFFICIAL SUBMITTING REPORT: *[Signature]*  
 5. DATE COMPLETED: 07/28/2004

**EDITED COPY**

(A)	(B)	(C)	(D)	(E)	(F)	(G)	(H)	(I)	(J)	(K)	(L)	(M)	(N)	(O)	(P)	(Q)	(R)
LINE NO.	PLANT	SUPPLIER	DELIVERY LOCATION	DELIVERY DATE	TYPE OIL	VOLUME (BBL)	INVOICE PRICE (\$/BBL)	INVOICE AMOUNT (\$)	DISCOUNT (\$)	NET AMOUNT (\$)	NET PRICE (\$/BBL)	QUALITY ADJUST. (\$/BBL)	EFFECTIVE PUR PRICE (\$/BBL)	TRANSP TO TERM (\$/BBL)	ADDITIONAL TRANS CHGS (\$/BBL)	OTHER CHGS (\$/BBL)	DELIVERED PRICE (\$/BBL)
1	PMR	BAKA ENERGY	PALM BEACH	05/02/2004	F06	129965								0.0000			32.3739
2	PCC	FAMM	PORT CANAVERAL	05/18/2004	F06	168978								0.0000			32.7155
3	PCC	FAMM	PORT CANAVERAL	05/25/2004	F06	99189								0.0000			32.7155
4	PCC	FAMM	PORT CANAVERAL	05/29/2004	F06	71780								0.0000			32.7765
5	PSN	FAMM	JACKSONVILLE	05/23/2004	F06	70091								0.0000			33.4261
6	PMR	GLENCORE	PALM BEACH	05/20/2004	F06	129492								0.0000			31.4859
7	PMT	GLENCORE	PORT MANATEE	05/08/2004	F06	148410								0.0000			28.6727
8	PMR	SEMPRA	PALM BEACH	05/26/2004	F06	130417								0.0000			32.5239
9	PTF	SEMPRA	FISHER ISLAND	05/11/2004	F06	147336								0.0000			32.7189
10	PMT	SHELL	PORT MANATEE	05/05/2004	F06	111057								0.0000			31.1847
11	PMT	SHELL	PORT MANATEE	05/18/2004	F06	100715								0.0000			31.1667
12	PRV	SHELL	RIVIERA	05/01/2004	F06	103358								0.0000			27.4660
13	PRV	SHELL	RIVIERA	05/13/2004	F06	111129								0.0000			31.6410
14	PTF	SHELL	FISHER ISLAND	05/25/2004	F06	110489								0.0000			32.1819
15	PMT	VITOL	PORT MANATEE	05/10/2004	F06	247154								0.0000			30.1707
16	PPE	BP	PORT EVERGLADES	05/25/2004	F06	359808								0.0000			30.7872
17	PMR	GLENCORE	PALM BEACH	05/31/2004	F06	129890								0.0000			32.9379
18	PPE	PETROBRAS	PORT EVERGLADES	05/01/2004	F06	331516								0.0000			30.9662
19	PMR	WPI	PALM BEACH	05/28/2004	F06	97958								0.0000			32.3469
20	PMR	PORT	PALM BEACH	05/08/2004	F02	885								0.0000			51.7500
21	PPE	AMERIGAS		05/20/2004	PRO	10	53.3800	534	0	534	53.3800	0.0000	53.3800	0.0000	0.0000	0.0000	53.3800
22	PPE	AMERIGAS		05/06/2004	PRO	8	51.1100	409	0	409	51.1100	0.0000	51.1100	0.0000	0.0000	0.0000	51.1100
23	PTF	AMERIGAS		05/07/2004	PRO	5	51.7700	259	0	259	51.7700	0.0000	51.7700	0.0000	0.0000	0.0000	51.7700
24	PRV	FERRELL		05/03/2004	PRO	2	51.8300	104	0	104	51.8300	0.0000	51.8300	0.0000	0.0000	0.0000	51.8300
25	PRV	FERRELL		05/10/2004	PRO	5	49.9400	250	0	250	49.9400	0.0000	49.9400	0.0000	0.0000	0.0000	49.9400
26	PRV	FERRELL		05/17/2004	PRO	5	50.1700	251	0	251	50.1700	0.0000	50.1700	0.0000	0.0000	0.0000	50.1700

MONTHLY REPORT OF COST AND QUALITY OF FUEL OIL FOR ELECTRIC PLANTS  
 DETAIL OF INVOICE AND TRANSPORTATION CHARGES

FPSC FORM NO. 423-1 (a)

1. REPORTING MONTH: MAY YEAR: 2004

2. REPORTING COMPANY: FLORIDA POWER LIGHT COMPANY

3. NAME, TITLE TELEPHONE NUMBER OF CONTACT PERSON CONCERNING DATA  
 SUBMITTED ON THIS FORM: KORY DUBIN, REGULATORY AFFAIRS, (305) 552-4910.

4. SIGNATURE OF OFFICIAL SUBMITTING REPORT: *Kory Dubin*

5. DATE COMPLETED: 07/28/2004

(A) LINE NO.	(B) PLANT	(C) SUPPLIER	(D) DELIVERY LOCATION	(E) DELIVERY DATE	(F) TYPE OIL	(G) VOLUME (BBL)	(H) INVOICE PRICE (\$/BBL)	(I) INVOICE AMOUNT (\$)	(J) DISCOUNT	(K) NET AMOUNT (\$)	(L) NET PRICE (\$/BBL)	(M) QUALITY ADJUST. (\$/BBL)	(N) EFFECTIVE PUR PRICE (\$/BBL)	(O) TRANSP TO TERM (\$/BBL)	(P) ADDITIONAL TRANS CHGS (\$/BBL)	(Q) OTHER CHGS (\$/BBL)	(R) DELIVERED PRICE (\$/BBL)
27	PRV	FERRELL		05/24/2004	PRO	7	50.9900	357	0	357	50.9900	0.0000	50.9900	0.0000	0.0000	0.0000	50.9900
28	PRV	FERRELL		05/28/2004	PRO	3	50.3000	151	0	151	50.3000	0.0000	50.3000	0.0000	0.0000	0.0000	50.3000
29	PMR	INDIANTOWN		05/11/2004	PRO	10	44.1000	441	0	441	44.1000	0.0000	44.1000	0.0000	0.0000	0.0000	44.1000
30	PCC	SUBURBAN		05/27/2004	PRO	7	48.7700	341	0	341	48.7700	0.0000	48.7700	0.0000	0.0000	0.0000	48.7700

FPSC FORM NO. 423-1(b)

MONTHLY REPORT OF COST AND QUALITY OF FUEL OIL FOR ELECTRIC PLANTS  
REPORT OF ADJUSTMENTS TO PREVIOUS OIL DELIVERIES

1. REPORTING MONTH: MAY YEAR: 2004

3. NAME, TITLE, & TELEPHONE NUMBER OF CONTACT PERSON CONCERNING DATA  
SUBMITTED ON THIS FORM: RITA McLELLAN, REGULATORY AFFAIRS,

2. REPORTING COMPANY: FLORIDA POWER & LIGHT COMPANY

4. SIGNATURE OF OFFICIAL SUBMITTING REPORT: 

5. DATE COMPLETE 7/25/2004

LINE NO.	MONTH REPORTED	FORM PLANT NAME	SUPPLIER	ORIGINAL LINE NUMBER	OLD VOLUME (BBLs)	FORM NO.	COLUMN DESIGNATOR & TITLE	OLD VALUE	NEW VALUE	NEW DELIVERED PRICE (\$/BBL)	REASON FOR REVISION
(A)	(B)	(C)	(D)	(E)	(F)	(G)	(H)	(I)	(J)	(K)	(L)
1	NONE										

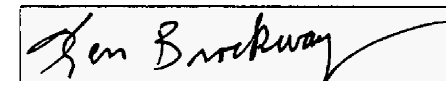
**MONTHLY REPORT OF COST AND QUALITY OF COAL FOR ELECTRIC PLANTS  
ORIGIN, TONNAGE, DELIVERED PRICE AND AS RECEIVED QUALITY**

1. Report For Month/Yr: **May 2004**

4. Name, Title & Telephone Number of Contact  
Person Concerning Data Submitted on this Form: **Korel M. Dubin (305-552-4910)**

2. Reporting Company: **Florida Power & Light**

5. Signature of Official Submitting Report:



3. Plant Name: **St. Johns River Power Park (SJRPP)**

6. Date Completed: **June 11, 2004**

Line No.	Supplier Name	Mine Location	Purchase Type	Transportation Mode	Tons	Effective Purchase Price (\$/Ton)	Total Trans Cost (\$/Ton)	FOB Plant Price (\$/Ton)	As Received Coal Quality			
									Sulfur Content (%)	Btu Content (%)	Ash Content (%)	Moisture Content (%)
(a)	(b)	(c)	(d)	(e)	(f)	(g)	(h)	(i)	(j)	(k)	(l)	(m)
1	Coal Marketing Company	45,IM,999	LTC	OC	29,277			39.37	0.60	11,833	7.30	11.02
2	DTE Clover, LLC	08,KY,095	LTC	UR	15,129			49.54	1.06	12,688	9.00	6.33
3	Koch Carbon Inc.	,TX,	S	OC	6,984			22.95	5.64	14,029	0.50	7.60
4	Oxbow Carbon & Minerals Inc.	,TX,	S	OC	6,932			23.22	6.29	14,036	0.33	7.42

**EDITED COPY**


**MONTHLY REPORT OF COST AND QUALITY OF COAL FOR ELECTRIC PLANTS  
DETAIL OF INVOICE PURCHASE PRICE**

1. Report For Month/Yr: **May 2004**

4. Name, Title & Telephone Number of Contact  
Person Concerning Data Submitted on this Form: **Korel M. Dubin (305-552-4910)**

2. Reporting Company: **Florida Power & Light**

5. Signature of Official Submitting Report:



3. Plant Name: **St. Johns River Power Park (SJRPP)**

6. Date Completed: **June 11, 2004**

Line No.	Supplier Name	Mine Location	Purchase Type	Tons	FOB Mine Price (\$/Ton)	Short Haul & Loading Charge	Original Invoice Price (\$/Ton)	Retro-active Price Increases (\$/Ton)	Base Price (\$/Ton)	Quality Adjustments (\$/Ton)	Effective Purchase Price (\$/Ton)
(a)	(b)	(c)	(d)	(e)	(f)	(g)	(h)	(i)	(j)	(k)	(l)
1	Coal Marketing Company	45,IM,999	LTC	29,277		0.00		0.00		0.00	
2	DTE Clover, LLC	08,KY,095	LTC	15,129		0.00		0.00		0.00	
3	Koch Carbon Inc.	,TX,	S	6,984		0.00		0.00		0.00	
4	Oxbow Carbon & Minerals Inc.	,TX,	S	6,932		0.00		0.00		0.00	

**EDITED COPY**



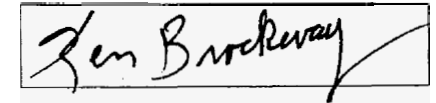
MONTHLY REPORT OF COST AND QUALITY OF COAL FOR ELECTRIC PLANTS  
 DETAIL OF TRANSPORTATION CHARGES

1. Report For Month/Yr: **May 2004**

4. Name, Title & Telephone Number of Contact  
 Person Concerning Data Submitted on this Form: **Korel M. Dubin (305-552-4910)**

2. Reporting Company: **Florida Power & Light**

5. Signature of Official Submitting Report:



3. Plant Name: **St. Johns River Power Park (SJRPP)**

6. Date Completed: **June 11, 2004**

Short |-----|

(a)	(b)	(c)	(d)	(e)	(f)	(g)	(h)	(i)	(j)	(k)	(l)	(m)	(n)	(o)	(p)	(q)
1	Coal Marketing Company	45,IM,999	EL CERREJON	OC	29,277		0.00		0.00	0.00	0.00	0.00	0.00	0.00		39.37
2	DTE Clover, LLC	08,KY,095	CLOVER DTE	UR	15,129		0.00		0.00	0.00	0.00	0.00	0.00	0.00		49.54
3	Koch Carbon Inc.	,TX,	PREMCOR	OC	6,984		0.00		0.00	0.00	0.00	0.00	0.00	0.00		22.95
4	Oxbow Carbon & Minerals Inc	,TX,	VALERO	OC	6,932		0.00		0.00	0.00	0.00	0.00	0.00	0.00		23.22

**EDITED COPY**

MONTHLY REPORT OF COST AND QUALITY OF COAL FOR ELECTRIC PLANTS  
ORIGIN, TONNAGE, DELIVERED PRICE, AND AS RECEIVED QUALITY

1. Reporting Month: April Year: 2004  
 2. Reporting Company: FLORIDA POWER & LIGHT COMPANY  
 3. Plant Name: R.W.SCHERER  
 4. Name, Title & Telephone Number of Contact Person Concerning Data Submitted on this Form: Korel M. Dubin (305) 552-4910  
 5. Signature of Official Submitting Report: *Ken Brockway*  
 6. Date Completed: 01-Jul-04

Line No.	Supplier Name	Mine Location	Purchase Type	Transport Mode	Tons	Purchase Price (\$/Ton)	Effective Transport Charges (\$/Ton)	Total FOB Plant Price (\$/Ton)	Sulfur Content (j)	Btu Content (Btu/lb) (k)	Ash Content (l)	Moisture Content (m)
(1)	ARCH COAL SALES	19/WY/5	S	UR	30,230.39	6.847	20.36	27.207	0.31	8,872	5.42	26.63
(2)	KENNECOTT COAL SALE	19/WY/5	S	UR	63,192.78	6.444	20.36	26.804	0.44	8,669	5.60	27.79
(3)	KENNECOTT COAL SALE	19/WY/5	S	UR	5,565.24	7.598	20.26	27.858	0.26	8,867	5.66	25.48
(4)	KENNECOTT COAL SALE	19/WY/5	S	UR	22,193.97	6.760	20.34	27.100	0.46	8,756	5.37	27.59
(5)	KENNECOTT COAL SALE	19/WY/5	S	UR	8,249.03	7.749	20.38	28.129	0.26	8,855	4.97	26.38
(6)	POWDER RIVER COAL	19/WY/5	S	UR	60,931.18	7.779	20.40	28.179	0.22	8,826	4.44	26.82

**MONTHLY REPORT OF COST AND QUALITY OF COAL FOR ELECTRIC PLANTS  
DETAILED PURCHASED COAL INVOICE INFORMATION**

1. Reporting Month: **April** Year: **2004**  
 2. Reporting Company: **FLORIDA POWER & LIGHT COMPANY**  
 3. Plant Name: **R.W.SCHERER**

4. Name, Title & Telephone Number of Contact Person Concerning Data  
 Submitted on this Form: **Korel M. Dubin**  
 (305) 552-4910

5. Signature of Official Submitting Report:  
 6. Date Completed: **01-Jul-04**



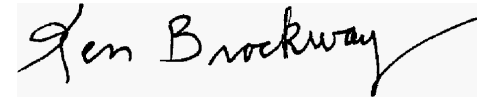
<u>Line No.</u>	<u>Supplier Name</u>	<u>Mine Location</u>	<u>Purch. Type</u>	<u>Tons</u>	<u>FOB Mine Price (\$/Ton)</u>	<u>Shorthaul &amp; Loading Charges (\$/Ton)</u>	<u>Original Invoice Price (\$/Ton)</u>	<u>Retroactive Price Increase (\$/Ton)</u>	<u>Base Price (\$/Ton)</u>	<u>Quality Adjustments (\$/Ton)</u>	<u>Effective Purchase Price (\$/Ton)</u>
(a)	(b)	(c)	(d)	(e)	(f)	(g)	(h)	(i)	(j)	(k)	(l)
(1)	ARCH COAL SALES	19/WY/5	S	30,230.39	6.795		6.795	-	6.795	0.052	6.847
(2)	KENNECOTT COAL SAL	19/WY/5	S	63,192.78	6.538	-	6.538	-	6.538	(0.094)	6.444
(3)	KENNECOTT COAL SAL	19/WY/5	S	5,565.24	7.544	-	7.544	-	7.544	0.054	7.598
(4)	KENNECOTT COAL SAL	19/WY/5	S	22,193.97	6.720	-	6.720	-	6.720	0.040	6.760
(5)	KENNECOTT COAL SAL	19/WY/5	S	8,249.03	7.704		7.704		7.704	0.045	7.749
(6)	POWDER RIVER COAL	19/WY/5	S	60,931.18	7.758	-	7.758	-	7.758	0.021	7.779

**MONTHLY REPORT OF COST AND QUALITY OF COAL FOR ELECTRIC PLANTS  
DETAILED TRANSPORTATION INVOICE INFORMATION**

1. Reporting Month: **April** Year: **2004**  
 2. Reporting Company: **FLORIDA POWER & LIGHT COMPANY**  
 3. Plant Name: **R.W.SCHERER**

4. Name, Title & Telephone Number of Contact Person Concerning Data  
 Submitted on this Form: **Korel M. Dubin**  
 (305) 552-4910

5. Signature of Official Submitting Report:



6. Date Completed: **01-Jul-04**

Line No.	Supplier Name	Mine Location	Shipping Point	Transport Mode	Tons	Effective Purchase Price (\$/Ton)	Additional Shorthaul & Loading Charges (\$/Ton)	Rail Charges		Waterborne Charges					Total Transportation Charges (\$/Ton)	FOB Plant Price (\$/Ton)
								Rail Rate (\$/Ton)	Other Rail Charges (\$/Ton)	River Barge Rate (\$/Ton)	Trans-loading Rate (\$/Ton)	Ocean Barge Rate (\$/Ton)	Other Water Charges (\$/Ton)	Other Related Charges (\$/Ton)		
(a)	(b)	(c)	(d)	(e)	(f)	(g)	(h)	(i)	(j)	(k)	(l)	(m)	(n)	(o)	(p)	(q)
(1)	ARCH COAL SALES	19/WY/5	THUNDER JCT, WY	UR	30,230.39	6.847	-	20.36	-						20.36	27.207
(2)	KENNECOTT COAL SAL 19/WY/5		JACOBS JCT, WY	UR	63,192.78	6.444	-	20.36	-						20.36	26.804
(3)	KENNECOTT COAL SAL 19/WY/5		CONVERSE JCT, WY	UR	5,565.24	7.598	-	20.26	-						20.26	27.858
(4)	KENNECOTT COAL SAL 19/WY/5		JACOBS JCT, WY	UR	22,193.97	6.760	-	20.34	-						20.34	27.100
(5)	KENNECOTT COAL SAL 19/WY/5		CONVERSE JCT, WY	UR	8,249.03	7.749	-	20.38	-						20.38	28.129
(6)	POWDER RIVER COAL	19/WY/5	NACCO JCT, WY	UR	60,931.18	7.779	-	20.40	-						20.40	28.179

## CERTIFICATE OF SERVICE

I, **THE UNDERSIGNED COUNSEL, HEREBY CERTIFY** that copies of Florida Power & Light Company's forms 423-1, 423-1(a) edited, and 423-1(b) for the month of May, 2004, copies of St. Johns River Power Park edited forms 423-2, 423-2(a), and 423-2(b) for the month of May, 2004; and copies of Plant Scherer forms 423-2, 423-2(a), and 423-2(b) for the month of April, 2004 have been served via first class mail, postage prepaid to the parties listed below, this 6<sup>th</sup> day of August, 2004

Wm. Cochran Keating, IV, Esq.  
Division of Legal Services  
Florida Public Service Commission  
2540 Shumard Oak Blvd.  
Tallahassee, Florida 32399-0850

Lee L. Willis, Esq.  
James D. Beasley, Esq.  
Ausley & McMullen  
Attorneys for TECO  
P.O. Box 391  
Tallahassee, Florida 32302

Robert Vandiver, Esq.  
Office of Public Counsel  
111 West Madison Street  
Room 812  
Tallahassee, Florida 32399


James A. McGee, Esq.  
Florida Power Corporation  
P.O. Box 14042  
St. Petersburg, Florida 33733

Norman H. Horton, Esq.  
Floyd R. Self, Esq.  
Messer, Caparello & Self  
Attorneys for FPUC  
P.O. Box 1876  
Tallahassee, Florida 32302-1876

Joseph A. McGlothlin, Esq.  
Vicki Gordon Kaufman, Esq.  
McWhirter, Reeves, McGlothlin,  
Davidson, et al.  
Attorneys for FIPUG  
117 South Gadsden Street  
Tallahassee, Florida 32301

John W. McWhirter, Jr., Esq.  
McWhirter, Reeves, McGlothlin,  
Davidson, et al.  
Attorneys for FIPUG  
400 North Tampa Street, Suite 2450  
Tampa, Florida 33602

Jeffrey A. Stone, Esq.  
Russell A. Badders, Esq.  
Beggs & Lane  
Attorneys for Gulf Power  
P.O. Box 12950  
Pensacola, Florida 32591-2950



R. Wade Litchfield