



ORIGINAL

RECEIVED-FPSC

JAMES A. MCGEE  
ASSOCIATE GENERAL COUNSEL  
PROGRESS ENERGY SERVICE CO., LLC  
SEP 27 PM 2:19

COMMISSION  
CLERK

September 24, 2004

Ms. Blanca S. Bayó, Director  
Division of the Commission Clerk  
and Administrative Services  
Florida Public Service Commission  
2540 Shumard Oak Boulevard  
Tallahassee, Florida 32399-0850

Re: Docket No. 040001-EI

Dear Ms. Bayó:

Enclosed for filing on behalf of Progress Energy Florida, Inc. are an original plus ten (10) copies of FPSC 423 forms for the months of March, April, May and June 2004. Forms 423-1A, 423-2, 423-2A, 423-2B, and 423-2C contained in this filing have been edited to delete certain confidential information. Progress Energy Florida, Inc.'s Request for Specified Confidential Treatment, which includes an unedited copy of the 423 forms, has been submitted for filing this date under separate cover.

Please acknowledge your receipt and filing of the above on the enclosed copy of this letter and return same to me.

Very truly yours,

James A. McGee

- CMP \_\_\_\_\_
- COM 5 \_\_\_\_\_
- CTR \_\_\_\_\_
- ECR \_\_\_\_\_
- GCL \_\_\_\_\_
- OPC \_\_\_\_\_
- MMS \_\_\_\_\_
- RCA \_\_\_\_\_
- SCR \_\_\_\_\_
- SEC 1 \_\_\_\_\_
- OTH \_\_\_\_\_

JAM:at  
Enclosures  
cc: Parties of record

04 SEP 27 AM 8:35  
DISTRIBUTION CENTER

DOCUMENT NUMBER-DATE  
10431 SEP 27 04  
FPSC-COMMISSION CLERK

**Progress Energy Florida, Inc.**

CERTIFICATE OF SERVICE

Docket No. 040001-EI

I HEREBY CERTIFY that a true copy of Progress Energy Florida, Inc.'s FPSC 423 Forms for the months of March, April, May and June 2004 have been furnished to the following individuals by regular U.S. Mail this 24th day of September 2004.


John Butler  
Steel, Hector & Davis  
200 S. Biscayne Blvd.  
Suite 4000  
Tallahassee, FL 32301-1804

John McWhirter, Jr.  
McWhirter, Reeves et al.  
400 North Tampa Street  
Suite 2450  
Tampa, FL 33601

Jeffrey A. Stone, Esquire  
Russell A. Badders, Esquire  
Beggs and Lane  
P. O. Box 12950  
Pensacola, FL 32576-2950

Norman Horton, Jr., Esquire  
Messer, Caparello & Self  
P. O. Box 1876  
Tallahassee, FL 32302

Lee L. Willis, Esquire  
James D. Beasley, Esquire  
Ausley & McMullen  
P. O. Box 391  
Tallahassee, FL 32302



Attorney

Wm. Cochran Keating, IV  
Office of the General Counsel  
Economic Regulation Section  
Florida Public Service Commission  
2540 Shumard Oak Boulevard  
Tallahassee, FL 32399-0850

Robert Vandiver, Esquire  
Office of the Public Counsel  
C/o The Florida Legislature  
111 West Madison Street  
Room 812  
Tallahassee, FL 32399-1400

Vicki Gordon Kaufman, Esquire  
McWhirter, Reeves  
117 S. Gadsden Street  
Tallahassee, FL 32301









MONTHLY REPORT OF COST AND QUALITY OF COAL FOR ELECTRIC PLANTS  
ORIGIN, TONNAGE, DELIVERED PRICE AND AS RECEIVED QUALITY

- 1. Report for: Mo. March 2004
- 2. Reporting Company: Florida Power Corporation
- 3. Plant Name: McDuffie Coal Terminal

4. Name, Title and Telephone Number of Contact Person Concerning Data Submitted on this Form  
Donna M. Davis, Director - Regulatory & Adm. Services  
(727) 824-6627

5. Signature of Official Submitting Report

  
Donna M. Davis, Director - Regulatory & Adm. Services  
*DM*

6. Date Completed: May 15, 2004


Line No.	Supplier Name	Mine Location	Purchase Type	Transportation Mode	Tons	Effective Purchase Price (\$/Ton)	Total Transportation Cost (\$/Ton)	F.O.B. Plant Price (\$/Ton)	As Received Coal Quality			
									Percent Sulfur (%)	Btu Content (Btu/lb)	Percent Ash (%)	Percent Moisture (%)
(a)	(b)	(c)	(d)	(e)	(f)	(g)	(h)	(i)	(j)	(k)	(l)	(m)
1	Drummond Coal Sales, Inc.	25, IM, 999	S	GB	31,817			\$43.60	0.54	12,013	4.06	10.78

MONTHLY REPORT OF COST AND QUALITY OF COAL FOR ELECTRIC PLANTS  
ORIGIN, TONNAGE, DELIVERED PRICE AND AS RECEIVED QUALITY

- 1. Report for: Mo. March 2004
- 2. Reporting Company: Florida Power Corporation
- 3. Plant Name: Transfer Facility - IMT

4. Name, Title and Telephone Number of Contact  
Person Concerning Data Submitted on this Form  
Donna M. Davis, Director - Regulatory & Adm. Services  
(727) 824-6627

5. Signature of Official Submitting Report

  
Donna M. Davis, Director - Regulatory & Adm. Services  
Dr

6. Date Completed: May 15, 2004

Line No.	Supplier Name	Mine Location	Purchase Type	Transportation Mode	Tons	Effective Purchase Price (\$/Ton)	Total Transportation Cost (\$/Ton)	F.O.B. Plant Price (\$/Ton)	As Received Coal Quality			
									Percent Sulfur (%)	Btu Content (Btu/lb)	Percent Ash (%)	Percent Moisture (%)
(a)	(b)	(c)	(d)	(e)	(f)	(g)	(h)	(i)	(j)	(k)	(l)	(m)
1	Central Coal Co.	08 , WV , 39	S	B	24,125			\$58.36	0.70	12,603	10.60	6.16
2	Central Coal Co.	08 , WV , 39	S	B	7,644			\$59.11	0.58	12,726	9.47	7.04
3	Progress Fuels Corporation	08 , WV , 39	S	B	56,373			\$52.61	0.60	12,446	11.06	6.87




**MONTHLY REPORT OF COST AND QUALITY OF COAL FOR ELECTRIC PLANTS  
ORIGIN, TONNAGE, DELIVERED PRICE AND AS RECEIVED QUALITY**

- 1. Report for: Mo. March 2004
- 2. Reporting Company: Florida Power Corporation
- 3. Plant Name: Crystal River 1 & 2

4. Name, Title and Telephone Number of Contact  
 Person Concerning Data Submitted on this Form  
 Donna M. Davis, Director - Regulatory & Adm. Services  
 (727) 824-6627

5. Signature of Official Submitting Report

  
 Donna M. Davis, Director - Regulatory & Adm. Services  
*DM*

6. Date Completed: May 15, 2004

Line No.	Supplier Name	Mine Location	Purchase Type	Transportation Mode	Tons	Effective Purchase Price (\$/Ton)	Total Transportation Cost (\$/Ton)	F.O.B. Plant Price (\$/Ton)	As Received Coal Quality			
									Percent Sulfur (%)	Btu Content (Btu/lb)	Percent Ash (%)	Percent Moisture (%)
(a)	(b)	(c)	(d)	(e)	(f)	(g)	(h)	(i)	(j)	(k)	(l)	(m)
1	AEP Coal Company, Inc.	08 , Ky , 195	MTC	UR	27,221			\$54.76	1.04	12,411	10.96	6.35
2	Consolidated Coal Sales	08 , Ky , 133	MTC	UR	47,628			\$52.01	1.13	12,828	8.67	5.94
3	Massey Coal Sales Company, Inc.	08 , Ky , 195	MTC	UR	47,054			\$52.11	1.05	12,413	10.95	6.23
4	Transfer Facility	N/A	N/A	OB	N/A			\$0.00	N/A	N/A	N/A	N/A

MONTHLY REPORT OF COST AND QUALITY OF COAL FOR ELECTRIC PLANTS  
ORIGIN, TONNAGE, DELIVERED PRICE AND AS RECEIVED QUALITY

1. Report for: Mo. March 2004

2. Reporting Company: Florida Power Corporation

3. Plant Name: Crystal River 4 & 5

4. Name, Title and Telephone Number of Contact  
Person Concerning Data Submitted on this Form

Donna M. Davis, Director - Regulatory & Adm. Services  
(727) 824-6627

5. Signature of Official Submitting Report

  
Donna M. Davis, Director - Regulatory & Adm. Services

6. Date Completed: May 15, 2004


Line No.	Supplier Name	Mine Location	Purchase Type	Transportation Mode	Tons	Effective Purchase Price (\$/Ton)	Total Transportation Cost (\$/Ton)	F.O.B. Plant Price (\$/Ton)	As Received Coal Quality			
									Percent Sulfur (%)	Btu Content (Btu/lb)	Percent Ash (%)	Percent Moisture (%)
(a)	(b)	(c)	(d)	(e)	(f)	(g)	(h)	(i)	(j)	(k)	(l)	(m)
1	AEP Coal Company, Inc.	08 , Ky , 195	MTC	UR	48,499			\$53.01	0.69	12,481	10.02	6.79
2	Alliance Coal Sales Corp.	08 , Ky , 195	MTC	UR	45,919			\$52.94	0.57	12,761	8.18	6.65
3	Asset Management Group	08 , WV , 005	S	UR	47,374			\$61.62	0.61	12,453	10.86	5.77
4	Massey Coal Sales Co., Inc.	08 , WV , 005	MTC	UR	9,113			\$51.87	0.67	12,402	13.51	5.14
5	Progress Fuels Corporation	08 , Va , 105	S	UR	27,763			\$54.63	0.63	12,495	11.38	5.91
6	Progress Fuels Corporation	08 , Va , 105	S	UR	19,560			\$61.63	0.63	12,528	11.60	5.78
7	Virginia Power Marketing, Inc.	08 , Ky , 195	MTC	UR	9,220			\$51.51	0.67	12,794	8.74	6.43
8	Transfer Facility	N/A	N/A	OB	140,492			\$63.71	0.65	12,277	9.97	8.44
9	Transfer Facility	N/A	N/A	OB	31,817			\$52.72	0.54	12,013	4.06	10.78

MONTHLY REPORT OF COST AND QUALITY OF COAL FOR ELECTRIC PLANTS  
 ORIGIN, TONNAGE, DELIVERED PRICE AND AS RECEIVED QUALITY

- 1. Report for: Mo. March 2004
- 2. Reporting Company: Florida Power Corporation
- 3. Plant Name: McDuffie Coal Terminal

4. Name, Title and Telephone Number of Contact Person Concerning Data Submitted on this Form  
 Donna M. Davis, Director - Regulatory & Adm. Services  
 (727) 824-6627

5. Signature of Official Submitting Report

  
 Donna M. Davis, Director - Regulatory & Adm. Services

6. Date Completed: May 15, 2004

Line No.	Supplier Name	Mine Location	Purchase Type	Tons	F.O.B. Mine Price (\$/Ton)	Short Haul & Loading Charges (\$/Ton)	Original Invoice Price (\$/Ton)	Retro-active Price Increases (\$/Ton)	Base Price (\$/Ton)	Quality Adjustments (\$/Ton)	Effective Purchase Price (\$/Ton)
(a)	(b)	(c)	(d)	(e)	(f)	(g)	(h)	(i)	(j)	(k)	(l)
1	Drummond Coal Sales, Inc.	25, IM	, 999 S	31,817		\$0.00					

MONTHLY REPORT OF COST AND QUALITY OF COAL FOR ELECTRIC PLANTS  
ORIGIN, TONNAGE, DELIVERED PRICE AND AS RECEIVED QUALITY

- 1. Report for: Mo. March 2004
- 2. Reporting Company: Florida Power Corporation
- 3. Plant Name: Transfer Facility - IMT

4. Name, Title and Telephone Number of Contact  
Person Concerning Data Submitted on this Form  
Donna M. Davis, Director - Regulatory & Adm. Services  
(727) 824-6627

5. Signature of Official Submitting Report

  
Donna M. Davis, Director - Regulatory & Adm. Services

6. Date Completed: May 15, 2004

Line No.	Supplier Name	Mine Location	Purchase Type	Tons	F.O.B. Mine Price (\$/Ton)	Short Haul & Loading Charges (\$/Ton)	Original Invoice Price (\$/Ton)	Retro-active Price Inc(Dec) (\$/Ton)	Base Price (\$/Ton)	Quality Adjust-ments (\$/Ton)	Effective Purchase Price (\$/Ton)
(a)	(b)	(c)	(d)	(e)	(f)	(g)	(h)	(i)	(j)	(k)	(l)
1	Central Coal Co.	08 , WV , 39	S	24,125		\$0.00					
2	Central Coal Co.	08 , WV , 39	S	7,644		\$0.00					
3	Progress Fuels Corporation	08 , WV , 39	S	56,373		\$0.00					

MONTHLY REPORT OF COST AND QUALITY OF COAL FOR ELECTRIC PLANTS  
ORIGIN, TONNAGE, DELIVERED PRICE AND AS RECEIVED QUALITY

- 1. Report for: Mo. March 2004
- 2. Reporting Company: Florida Power Corporation
- 3. Plant Name: Crystal River 1 & 2

4. Name, Title and Telephone Number of Contact  
Person Concerning Data Submitted on this Form  
Donna M. Davis, Director - Regulatory & Adm. Services  
(727) 824-6627

5. Signature of Official Submitting Report

  
Donna M. Davis, Director - Regulatory & Adm. Services  
*DM*

6. Date Completed: May 15, 2004


Line No.	Supplier Name	Mine Location	Purchase Type	Tons	F.O.B. Mine Price (\$/Ton)	Short Haul & Loading Charges (\$/Ton)	Original Invoice Price (\$/Ton)	Retro-active Price Increases (\$/Ton)	Base Price (\$/Ton)	Quality Adjustments (\$/Ton)	Effective Purchase Price (\$/Ton)
(a)	(b)	(c)	(d)	(e)	(f)	(g)	(h)	(i)	(j)	(k)	(l)
1	AEP Coal Company, Inc.	08 , Ky , 195	MTC	27,221		\$0.00					
2	Consolidated Coal Sales	08 , Ky , 133	MTC	47,628		\$0.00					
3	Massey Coal Sales Company, Inc.	08 , Ky , 195	MTC	47,054		\$0.00					
4	Transfer Facility	N/A	N/A	N/A		N/A					

MONTHLY REPORT OF COST AND QUALITY OF COAL FOR ELECTRIC PLANTS  
ORIGIN, TONNAGE, DELIVERED PRICE AND AS RECEIVED QUALITY

- 1. Report for: Mo. March 2004
- 2. Reporting Company: Florida Power Corporation
- 3. Plant Name: Crystal River 4 & 5

4. Name, Title and Telephone Number of Contact  
Person Concerning Data Submitted on this Form  
Donna M. Davis, Director - Regulatory & Adm. Services  
(727) 824-6627

5. Signature of Official Submitting Report

  
Donna M. Davis, Director - Regulatory & Adm. Services

6. Date Completed: May 15, 2004

Line No.	Supplier Name	Mine Location	Purchase Type	Tons	F.O.B. Mine Price (\$/Ton)	Short Haul & Loading Charges (\$/Ton)	Original Invoice Price (\$/Ton)	Retro-active Price Increases (\$/Ton)	Base Price (\$/Ton)	Quality Adjustments (\$/Ton)	Effective Purchase Price (\$/Ton)
(a)	(b)	(c)	(d)	(e)	(f)	(g)	(h)	(i)	(j)	(k)	(l)
1	AEP Coal Company, Inc.	08 , Ky , 195	MTC	48,499		\$0.00					
2	Alliance Coal Sales Corp.	08 , Ky , 195	MTC	45,919		\$0.00					
3	Asset Management Group	08 , WV , 005	S	47,374		\$0.00					
4	Massey Coal Sales Co., Inc.	08 , WV , 005	MTC	9,113		\$0.00					
5	Progress Fuels Corporation	08 , Va , 105	S	27,763		\$0.00					
6	Progress Fuels Corporation	08 , Va , 105	S	19,560		\$0.00					
7	Virginia Power Marketing, Inc.	08 , Ky , 195	MTC	9,220		\$0.00					
8	Transfer Facility	N/A	N/A	140,492		\$0.00					
9	Transfer Facility	N/A	N/A	31,817		\$0.00					

MONTHLY REPORT OF COST AND QUALITY OF COAL FOR ELECTRIC PLANTS  
ORIGIN, TONNAGE, DELIVERED PRICE AND AS RECEIVED QUALITY

- 1. Report for: Mo. March 2004
- 2. Reporting Company: Florida Power Corporation
- 3. Plant Name: McDuffie Coal Terminal

4. Name, Title and Telephone Number of Contact Person Concerning Data Submitted on this Form  
Donna M. Davis, Director - Regulatory & Adm. Services  
(727) 824-6627

5. Signature of Official Submitting Report

  
\_\_\_\_\_  
Donna M. Davis, Director - Regulatory & Adm. Services  
*D.M.*

6. Date Completed: May 15, 2004

Line No.	Supplier Name	Mine Location	Shipping Point	Transportation Mode	Tons	Effective Purchase Price (\$/Ton)	Additional Shorthaul Loading Charges (\$/Ton)	Rail Rate (\$/Ton)	Other Rail Charges (\$/Ton)	River Barge Rate (\$/Ton)	Trans-Ocean Barge Rate (\$/Ton)	Other Water Charges (\$/Ton)	Other Related Charges (\$/Ton)	Transportation Charges (\$/Ton)	F.O.B. Plant Price (\$/Ton)	
(a)	(b)	(c)	(d)	(e)	(f)	(g)	(h)	(i)	(j)	(k)	(l)	(m)	(n)	(o)	(p)	(q)
1	Drummond Coal Sales, Inc.	25 , IM , 999	Cartagena, Col	GB	31,817	██████████	N/A	██████████	██████████	N/A	N/A	N/A	\$0.00	\$0.00	██████████	\$43.60

**MONTHLY REPORT OF COST AND QUALITY OF COAL FOR ELECTRIC PLANTS  
ORIGIN, TONNAGE, DELIVERED PRICE AND AS RECEIVED QUALITY**

- 1. Report for: Mo. March 2004
- 2. Reporting Company: Florida Power Corporation
- 3. Plant Name: Transfer Facility - IMT

4. Name, Title and Telephone Number of Contact Person Concerning Data Submitted on this Form  
 Donna M. Davis, Director - Regulatory & Adm. Services  
 (727) 824-6627

5. Signature of Official Submitting Report

*Donna M. Davis*  
 Donna M. Davis, Director - Regulatory & Adm. Services

6. Date Completed: May 15, 2004

Line No.	Supplier Name	Mine Location	Shipping Point	Transportation Mode	Tons	Effective Purchase Price (\$/Ton)	Additional Shorthaul & Loading Charges (\$/Ton)	Rail Rate (\$/Ton)	Other Rail Charges (\$/Ton)	River Barge Rate (\$/Ton)	Trans-loading Rate (\$/Ton)	Ocean Barge Rate (\$/Ton)	Other Water Charges (\$/Ton)	Other Related Charges (\$/Ton)	Transportation Charges (\$/Ton)	F.O.B. Plant Price (\$/Ton)
(a)	(b)	(c)	(d)	(e)	(f)	(g)	(h)	(i)	(j)	(k)	(l)	(m)	(n)	(o)	(p)	(q)
1	Central Coal Co.	08 , WV , 39	Kanawha,Wv	B	24,125		N/A	N/A	N/A	N/A	N/A	N/A	N/A	N/A		\$58.36
2	Central Coal Co.	08 , WV , 39	Kanawha,Wv	B	7,644		N/A	N/A	N/A	N/A	N/A	N/A	N/A	N/A		\$59.11
3	Progress Fuels Corporation	08 , WV , 39	Kanawha,Wv	B	56,373		N/A	N/A	N/A	N/A	N/A	N/A	N/A	N/A		\$52.61



MONTHLY REPORT OF COST AND QUALITY OF COAL FOR ELECTRIC PLANTS  
ORIGIN, TONNAGE, DELIVERED PRICE AND AS RECEIVED QUALITY

- 1. Report for: Mo. March 2004
- 2. Reporting Company: Florida Power Corporation
- 3. Plant Name: Crystal River 1 & 2

4. Name, Title and Telephone Number of Contact  
Person Concerning Data Submitted on this Form  
Donna M. Davis, Director - Regulatory & Adm. Services  
(727) 824-6627

5. Signature of Official Submitting Report

  
Donna M. Davis, Director - Regulatory & Adm. Services  
*DM*

6. Date Completed: May 15, 2004


Line No.	Supplier Name	Mine Location	Shipping Point	Transportation Mode	Tons	Effective Purchase Price (\$/Ton)	Additional Shorthaul & Loading Charges (\$/Ton)	Rail Rate (\$/Ton)	Other Rail Charges (\$/Ton)	River Barge Rate (\$/Ton)	Trans-loading Rate (\$/Ton)	Ocean Barge Rate (\$/Ton)	Other Water Charges (\$/Ton)	Other Related Charges (\$/Ton)	Transportation Charges (\$/Ton)	F.O.B. Plant Price (\$/Ton)
(a)	(b)	(c)	(d)	(e)	(f)	(g)	(h)	(i)	(j)	(k)	(l)	(m)	(n)	(o)	(p)	(q)
1	AEP Coal Company, Inc.	08 , Ky , 195	Pike, Ky	UR	27,221		N/A				N/A	N/A	\$0.00	\$0.00		\$54.76
2	Consolidated Coal Sales	08 , Ky , 133	Letcher, Ky	UR	47,628		N/A			N/A	N/A	N/A	\$0.00	\$0.00		\$52.01
3	Massey Coal Sales Company, Inc.	08 , Ky , 195	Pike, Ky	UR	47,054		N/A			N/A	N/A	N/A	\$0.00	\$0.00		\$52.11
4	Transfer Facility	N/A	Plaquemines Parrish, La	OB	N/A		N/A			N/A	N/A	N/A	\$0.00	\$0.00		\$0.00

MONTHLY REPORT OF COST AND QUALITY OF COAL FOR ELECTRIC PLANTS  
ORIGIN, TONNAGE, DELIVERED PRICE AND AS RECEIVED QUALITY

- 1. Report for: Mo. March 2004
- 2. Reporting Company: Florida Power Corporation
- 3. Plant Name: Crystal River 4 & 5

4. Name, Title and Telephone Number of Contact  
Person Concerning Data Submitted on this Form  
Donna M. Davis, Director - Regulatory & Adm. Services  
(727) 824-6627

5. Signature of Official Submitting Report

  
Donna M. Davis, Director - Regulatory & Adm. Services

6. Date Completed: May 15, 2004

Line No.	Supplier Name	Mine Location	Shipping Point	Transportation Mode	Tons	Effective Purchase Price (\$/Ton)	Additional Shorthaul & Loading Charges (\$/Ton)	Rail Rate (\$/Ton)	Other Rail Charges (\$/Ton)	River Barge Rate (\$/Ton)	Trans-loading Rate (\$/Ton)	Ocean Barge Rate (\$/Ton)	Other Water Charges (\$/Ton)	Other Related Charges (\$/Ton)	Transportation Charges (\$/Ton)	F.O.B. Plant Price (\$/Ton)
(a)	(b)	(c)	(d)	(e)	(f)	(g)	(h)	(i)	(j)	(k)	(l)	(m)	(n)	(o)	(p)	(q)
1	AEP Coal Company, Inc.	08 , Ky , 195	Pike, Ky	UR	48,499		N/A			N/A	N/A	N/A	\$0.00	\$0.00		\$53.01
2	Alliance Coal Sales Corp.	08 , Ky , 195	Pike, Ky	UR	45,919		N/A			N/A	N/A	N/A	\$0.00	\$0.00		\$52.94
3	Asset Management Group	08 , WV , 005	Boone, Wv	UR	47,374		N/A			N/A	N/A	N/A	\$0.00	\$0.00		\$61.62
4	Massey Coal Sales Co., Inc.	08 , WV , 005	Boone, Wv	UR	9,113		N/A			N/A	N/A	N/A	\$0.00	\$0.00		\$51.87
5	Progress Fuels Corporation	08 , Va , 105	Lee, Va	UR	27,763		N/A			N/A	N/A	N/A	\$0.00	\$0.00		\$54.63
6	Progress Fuels Corporation	08 , Va , 105	Lee, Va	UR	19,560		N/A			N/A	N/A	N/A	\$0.00	\$0.00		\$61.63
7	Virginia Power Marketing, Inc.	08 , Ky , 195	Pike, Ky	UR	9,220		N/A			N/A	N/A	N/A	\$0.00	\$0.00		\$51.51
8	Transfer Facility	N/A	Plaquemines Parrish, La	OB	140,492		N/A			N/A	N/A	N/A	\$0.00	\$0.00		\$63.71
9	Transfer Facility	N/A	Mobile, Al	OB	31,817		N/A			N/A	N/A	N/A	\$0.00	\$0.00		\$52.72

MONTHLY REPORT OF COST AND QUALITY OF COAL FOR ELECTRIC PLANTS  
 REPORT OF ADJUSTMENTS TO PREVIOUS COAL DELIVERIES

- 1. Report for: Mo. March 2004
- 2. Reporting Company: Florida Power Corporation
- 3. Plant Name: McDuffie Coal Terminal

4. Name, Title and Telephone Number of Contact  
 Person Concerning Data Submitted on this Form  
 Donna M. Davis, Director - Regulatory & Adm. Services  
 (727) 824-6627

5. Signature of Official Submitting Report

  
 Donna M. Davis, Director - Regulatory & Adm. Services

*DM*  
 6. Date Completed: May 15, 2004


Line No.	Month Reported	Form Plant Name	Intended Generating Plant	Supplier	Original Line Number	Old Volume (tons)	Form No.	Column Title	Old Value	New Value	New F.O.B. Plant Price	Reason for Revision
(a)	(b)	(c)	(d)	(e)	(f)	(g)	(h)	(i)	(j)	(k)	(l)	(m)
1	02/04	Transfer Facility-IMT	Drummond Coal Sales Inc.		1	30,399	2A	(k) Quality Adjustments			\$ 43.89	Quality Adjustment

MONTHLY REPORT OF COST AND QUALITY OF COAL FOR ELECTRIC PLANTS  
 REPORT OF ADJUSTMENTS TO PREVIOUS COAL DELIVERIES

- 1. Report for: Mo. March 2004
- 2. Reporting Company: Florida Power Corporation
- 3. Plant Name: Transfer Facility - IMT

4. Name, Title and Telephone Number of Contact  
 Person Concerning Data Submitted on this Form  
 Donna M. Davis, Director - Regulatory & Adm. Services  
 (727) 824-6627

5. Signature of Official Submitting Report

  
 Donna M. Davis, Director - Regulatory & Adm. Services

6. Date Completed: May 15, 2004


Line No.	Month Reported	Form Plant Name	Intended Generating Plant	Supplier	Original Line Number	Old Volume (tons)	Form No.	Column Title	Old Value	New Value	New F.O.B. Plant Price	Reason for Revision
(a)	(b)	(c)	(d)	(e)	(f)	(g)	(h)	(i)	(j)	(k)	(l)	(m)
1	12/03	Transfer Facility-IMT		Progress Fuels Corporation	3	10,483	2A	(k) Quality Adjustments			\$ 52.57	Quality Adjustment
2	02/04	Transfer Facility-IMT		Guasare Coal International	1	50,502	2A	(k) Quality Adjustments			\$ 45.36	Quality Adjustment
3	02/04	Transfer Facility-IMT		Progress Fuels Corporation	6	15,252	2A	(k) Quality Adjustments			\$ 59.42	Quality Adjustment
4	02/04	Transfer Facility-IMT		Progress Fuels Corporation	7	5,221	2A	(k) Quality Adjustments			\$ 50.57	Quality Adjustment
5	02/04	Transfer Facility-IMT		Progress Fuels Corporation	8	17,737	2A	(k) Quality Adjustments			\$ 50.68	Quality Adjustment
6	02/04	Transfer Facility-IMT		Progress Fuels Corporation	9	12,378	2A	(k) Quality Adjustments			\$ 50.60	Quality Adjustment
7	02/04	Transfer Facility-IMT		Central Coal Company	3	7,351	2A	(k) Quality Adjustments			\$ 58.93	Quality Adjustment

MONTHLY REPORT OF COST AND QUALITY OF COAL FOR ELECTRIC PLANTS  
 REPORT OF ADJUSTMENTS TO PREVIOUS COAL DELIVERIES

- 1. Report for: Mo. March 2004
- 2. Reporting Company: Florida Power Corporation
- 3. Plant Name: Crystal River 1 & 2

4. Name, Title and Telephone Number of Contact  
 Person Concerning Data Submitted on this Form  
 Donna M. Davis, Director - Regulatory & Adm. Services  
 (727) 824-6627

5. Signature of Official Submitting Report

  
 Donna M. Davis, Director - Regulatory & Adm. Services

6. Date Completed: May 15, 2004

Line No.	Month Reported	Form Plant Name	Intended Generating Plant	Supplier	Original Line Number	Old Volume (tons)	Form No.	Column Title	Old Value	New Value	New F.O.B. Plant Price	Reason for Revision
(a)	(b)	(c)	(d)	(e)	(f)	(g)	(h)	(i)	(j)	(k)	(l)	(m)
1	01/04	CR1&2	CR1&2	Consolidated Coal Sales	3	75,847	2A	(k) Quality Adjustments			\$ 51.72	Quality Adjustment
2	02/04	CR1&2	CR1&2	Consolidated Coal Sales	2	37,220	2A	(k) Quality Adjustments			\$ 51.29	Quality Adjustment
3	02/04	CR1&2	CR1&2	AEP Coal Company, Inc.	1	29,534	2A	(k) Quality Adjustments			\$ 54.42	Quality Adjustment
4	02/04	CR1&2	CR1&2	AEP Coal Company, Inc.	1	29,554	2A	(f) Tons			\$ 54.42	Tonnage Adjustment

**MONTHLY REPORT OF COST AND QUALITY OF COAL FOR ELECTRIC PLANTS  
REPORT OF ADJUSTMENTS TO PREVIOUS COAL DELIVERIES**

- |   |   |
|---|---|
| <p>1. Report for: Mo. March 2004</p> <p>2. Reporting Company: Florida Power Corporation</p> <p>3. Plant Name: Crystal River 4 &amp; 5</p> | <p>4. Name, Title and Telephone Number of Contact<br/>Person Concerning Data Submitted on this Form<br/>Donna M. Davis, Director - Regulatory &amp; Adm. Services<br/>(727) 824-6627</p> <p>5. Signature of Official Submitting Report<br/><br/>Donna M. Davis, Director - Regulatory &amp; Adm. Services</p> <p>6. Date Completed: May 15, 2004</p> |
|---|---|

Line No.	Month Reported	Form Plant Name	Intended Generating Plant	Supplier	Original Line Number	Old Volume (tons)	Form No.	Column Title	Old Value	New Value	New F.O.B. Plant Price	Reason for Revision
(a)	(b)	(c)	(d)	(e)	(f)	(g)	(h)	(i)	(j)	(k)	(l)	(m)
1	01/04	CR4&5	CR4&5	Alliance Coal Sales Corp.	3	3,990	2A	(k) Quality Adjustments			\$ 55.23	Quality Adjustment
2	01/04	CR4&5	CR4&5	Alliance Coal Sales Corp.	4	44,535	2A	(k) Quality Adjustments			\$ 53.38	Quality Adjustment
3	02/04	CR4&5	CR4&5	Asset Management Group	4	44,263	2A	(k) Quality Adjustments			\$ 61.29	Quality Adjustment
4	02/04	CR4&5	CR4&5	Alliance Coal Sales Corp.	3	19,212	2A	(k) Quality Adjustments			\$ 63.59	Quality Adjustment
5	02/04	CR4&5	CR4&5	Virginia Power Marketing, Inc.	6	9,756	2A	(k) Quality Adjustments			\$ 52.15	Quality Adjustment
6	01/04	CR4&5	CR4&5	Virginia Power Marketing, Inc.	8	9,926	2A	(k) Quality Adjustments			\$ 52.05	Quality Adjustment











MONTHLY REPORT OF COST AND QUALITY OF COAL FOR ELECTRIC PLANTS  
ORIGIN, TONNAGE, DELIVERED PRICE AND AS RECEIVED QUALITY

- 1. Report for: Mo. April 2004
- 2. Reporting Company: Florida Power Corporation
- 3. Plant Name: McDuffie Coal Terminal

4. Name, Title and Telephone Number of Contact Person Concerning Data Submitted on this Form  
Donna M. Davis, Director - Regulatory & Adm. Services  
(727) 824-6627

5. Signature of Official Submitting Report

  
\_\_\_\_\_  
Donna M. Davis, Director - Regulatory & Adm. Services  
*Dw*

6. Date Completed: June 15, 2004

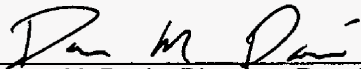
Line No.	Supplier Name	Mine Location	Purchase Type	Transportation Mode	Tons	Effective Purchase Price (\$/Ton)	Total Transportation Cost (\$/Ton)	F.O.B. Plant Price (\$/Ton)	As Received Coal Quality			
									Percent Sulfur (%)	Btu Content (Btu/lb)	Percent Ash (%)	Percent Moisture (%)
(a)	(b)	(c)	(d)	(e)	(f)	(g)	(h)	(i)	(j)	(k)	(l)	(m)
1	Drummond Coal Sales, Inc.	25, IM, 999	S	GB	16,295	████████	████████	\$42.29	0.50	12,082	3.36	10.58

MONTHLY REPORT OF COST AND QUALITY OF COAL FOR ELECTRIC PLANTS  
ORIGIN, TONNAGE, DELIVERED PRICE AND AS RECEIVED QUALITY

- 1. Report for: Mo. April 2004
- 2. Reporting Company: Florida Power Corporation
- 3. Plant Name: Transfer Facility - IMT

4. Name, Title and Telephone Number of Contact  
Person Concerning Data Submitted on this Form  
Donna M. Davis, Director - Regulatory & Adm. Services  
(727) 824-6627

5. Signature of Official Submitting Report

  
Donna M. Davis, Director - Regulatory & Adm. Services

6. Date Completed: June 15, 2004

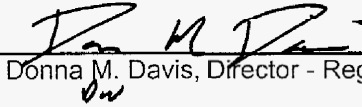
Line No.	Supplier Name	Mine Location	Purchase Type	Transportation Mode	Tons	Effective Purchase Price (\$/Ton)	Total Transportation Cost (\$/Ton)	F.O.B. Plant Price (\$/Ton)	As Received Coal Quality			
									Percent Sulfur (%)	Btu Content (Btu/lb)	Percent Ash (%)	Percent Moisture (%)
(a)	(b)	(c)	(d)	(e)	(f)	(g)	(h)	(i)	(j)	(k)	(l)	(m)
1	Central Coal Co.	08 , WV , 39	S	B	17,013			\$54.69	0.68	12,598	10.14	6.62
2	Central Coal Co.	08 , WV , 39	S	B	5,110			\$55.44	0.67	12,889	7.33	8.11
3	Keystone Coal Company	08 , WV , 39	S	B	7,739			\$58.24	0.65	12,273	11.92	6.35
4	Progress Fuels Corporation	08 , WV , 39	S	B	28,204			\$48.94	0.67	11,876	12.79	7.43
5	Guasare Coal Sales Corp.	50 , IM , 999	S	GB	112,192			\$43.68	0.62	13,040	5.65	7.30
6	Peabody Coal Trade	19 , WY , 5	S	B	26,232			\$30.10	0.21	8,939	4.23	26.81

**MONTHLY REPORT OF COST AND QUALITY OF COAL FOR ELECTRIC PLANTS  
ORIGIN, TONNAGE, DELIVERED PRICE AND AS RECEIVED QUALITY**

- 1. Report for: Mo. April 2004
- 2. Reporting Company: Florida Power Corporation
- 3. Plant Name: Crystal River 1 & 2

4. Name, Title and Telephone Number of Contact  
 Person Concerning Data Submitted on this Form  
 Donna M. Davis, Director - Regulatory & Adm. Services  
 (727) 824-6627

5. Signature of Official Submitting Report

  
 Donna M. Davis, Director - Regulatory & Adm. Services

6. Date Completed: June 15, 2004


Line No.	Supplier Name	Mine Location	Purchase Type	Transportation Mode	Tons	Effective Purchase Price (\$/Ton)	Total Transportation Cost (\$/Ton)	F.O.B. Plant Price (\$/Ton)	As Received Coal Quality			
									Percent Sulfur (%)	Btu Content (Btu/lb)	Percent Ash (%)	Percent Moisture (%)
(a)	(b)	(c)	(d)	(e)	(f)	(g)	(h)	(i)	(j)	(k)	(l)	(m)
1	AEP Coal Company, Inc.	08 , Ky , 195	MTC	UR	28,971			\$54.81	0.96	12,519	9.52	6.86
2	Consolidated Coal Sales	08 , Ky , 133	MTC	UR	52,683			\$52.06	1.17	12,766	8.90	5.89
3	Massey Coal Sales Company, Inc.	08 , Ky , 195	MTC	UR	37,783			\$52.16	1.09	12,243	11.70	6.24
4	Transfer Facility	N/A	N/A	OB	N/A			\$0.00	N/A	N/A	N/A	N/A

MONTHLY REPORT OF COST AND QUALITY OF COAL FOR ELECTRIC PLANTS  
ORIGIN, TONNAGE, DELIVERED PRICE AND AS RECEIVED QUALITY

- 1. Report for: Mo. April 2004
- 2. Reporting Company: Florida Power Corporation
- 3. Plant Name: Crystal River 4 & 5

4. Name, Title and Telephone Number of Contact  
Person Concerning Data Submitted on this Form  
Donna M. Davis, Director - Regulatory & Adm. Services  
(727) 824-6627

5. Signature of Official Submitting Report

  
Donna M. Davis, Director - Regulatory & Adm. Services

6. Date Completed: June 15, 2004


Line No.	Supplier Name	Mine Location	Purchase Type	Transportation Mode	Tons	Effective Purchase Price (\$/Ton)	Total Transportation Cost (\$/Ton)	F.O.B. Plant Price (\$/Ton)	As Received Coal Quality			
									Percent Sulfur (%)	Btu Content (Btu/lb)	Percent Ash (%)	Percent Moisture (%)
(a)	(b)	(c)	(d)	(e)	(f)	(g)	(h)	(i)	(j)	(k)	(l)	(m)
1	AEP Coal Company, Inc.	08 , Ky , 195	MTC	UR	37,452			\$53.06	0.70	12,478	9.79	6.86
2	Alliance Coal Sales Corp.	08 , Ky , 195	MTC	UR	46,655			\$52.99	0.63	12,809	8.18	6.29
3	Asset Management Group	08 , WV , 005	S	UR	18,058			\$61.67	0.61	12,411	10.46	6.54
4	Massey Coal Sales Co., Inc.	08 , WV , 005	MTC	UR	27,526			\$51.92	0.70	12,414	12.04	6.54
5	Progress Fuels Corporation	08 , Va , 105	S	UR	18,275			\$61.68	0.66	12,494	11.99	5.29
6	Virginia Power Marketing, Inc.	08 , Ky , 195	MTC	UR	9,457			\$51.56	0.64	12,816	8.22	6.42
7	Transfer Facility	00 N/A 000	N/A	OB	178,597			\$33.49	0.64	12,299	9.88	8.42
8	Transfer Facility	N/A	N/A	OB	16,295			\$31.68	0.50	12,082	3.36	10.58

MONTHLY REPORT OF COST AND QUALITY OF COAL FOR ELECTRIC PLANTS  
ORIGIN, TONNAGE, DELIVERED PRICE AND AS RECEIVED QUALITY

- 1. Report for: Mo. April 2004
- 2. Reporting Company: Florida Power Corporation
- 3. Plant Name: McDuffie Coal Terminal

4. Name, Title and Telephone Number of Contact  
Person Concerning Data Submitted on this Form  
Donna M. Davis, Director - Regulatory & Adm. Services  
(727) 824-6627

5. Signature of Official Submitting Report

  
Donna M. Davis, Director - Regulatory & Adm. Services

*DM*  
6. Date Completed: June 15, 2004

Line No.	Supplier Name	Mine Location	Purchase Type	Tons	F.O.B. Mine Price (\$/Ton)	Short Haul & Loading Charges (\$/Ton)	Original Invoice Price (\$/Ton)	Retro-active Price Increases (\$/Ton)	Base Price (\$/Ton)	Quality Adjustments (\$/Ton)	Effective Purchase Price (\$/Ton)
(a)	(b)	(c)	(d)	(e)	(f)	(g)	(h)	(i)	(j)	(k)	(l)
1	Drummond Coal Sales, Inc.	25 , IM	, 999 S	16,295	██████████	\$0.00	██████████	██████████	██████████	██████████	██████████

MONTHLY REPORT OF COST AND QUALITY OF COAL FOR ELECTRIC PLANTS  
ORIGIN, TONNAGE, DELIVERED PRICE AND AS RECEIVED QUALITY

1. Report for: Mo. April 2004

2. Reporting Company: Florida Power Corporation

3. Plant Name: Transfer Facility - IMT

4. Name, Title and Telephone Number of Contact  
Person Concerning Data Submitted on this Form  
Donna M. Davis, Director - Regulatory & Adm. Services  
(727) 824-6627

5. Signature of Official Submitting Report

  
Donna M. Davis, Director - Regulatory & Adm. Services  
*DM*

6. Date Completed: June 15, 2004

Line No.	Supplier Name	Mine Location	Purchase Type	Tons	F.O.B. Mine Price (\$/Ton)	Short Haul & Loading Charges (\$/Ton)	Original Invoice Price (\$/Ton)	Retro-active Price Inc(Dec) (\$/Ton)	Base Price (\$/Ton)	Quality Adjustments (\$/Ton)	Effective Purchase Price (\$/Ton)
(a)	(b)	(c)	(d)	(e)	(f)	(g)	(h)	(i)	(j)	(k)	(l)
1	Central Coal Co.	08 , WV , 39	S	17,013		\$0.00					
2	Central Coal Co.	08 , WV , 39	S	5,110		\$0.00					
3	Keystone Coal Company	08 , WV , 39	S	7,739		\$0.00					
4	Progress Fuels Corporation	08 , WV , 39	S	28,204		\$0.00					
5	Guasare Coal Sales Corp.	50 , IM , 999	S	112,192		\$0.00					
6	Peabody Coal Trade	19 , WY , 5	S	26,232		\$0.00					



MONTHLY REPORT OF COST AND QUALITY OF COAL FOR ELECTRIC PLANTS  
ORIGIN, TONNAGE, DELIVERED PRICE AND AS RECEIVED QUALITY

1. Report for: Mo. April 2004

2. Reporting Company: Florida Power Corporation

3. Plant Name: Crystal River 1 & 2

4. Name, Title and Telephone Number of Contact  
Person Concerning Data Submitted on this Form  
Donna M. Davis, Director - Regulatory & Adm. Services  
(727) 824-6627

5. Signature of Official Submitting Report

  
Donna M. Davis, Director - Regulatory & Adm. Services

6. Date Completed: June 15, 2004

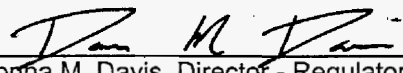
Line No.	Supplier Name	Mine Location	Purchase Type	Tons	F.O.B. Mine Price (\$/Ton)	Short Haul & Loading Charges (\$/Ton)	Original Invoice Price (\$/Ton)	Retro-active Price Increases (\$/Ton)	Base Price (\$/Ton)	Quality Adjustments (\$/Ton)	Effective Purchase Price (\$/Ton)
(a)	(b)	(c)	(d)	(e)	(f)	(g)	(h)	(i)	(j)	(k)	(l)
1	AEP Coal Company, Inc.	08 , Ky , 195	MTC	28,971		\$0.00					
2	Consolidated Coal Sales	08 , Ky , 133	MTC	52,683		\$0.00					
3	Massey Coal Sales Company, Inc.	08 , Ky , 195	MTC	37,783		\$0.00					
4	Transfer Facility	N/A	N/A	N/A		N/A					

MONTHLY REPORT OF COST AND QUALITY OF COAL FOR ELECTRIC PLANTS  
ORIGIN, TONNAGE, DELIVERED PRICE AND AS RECEIVED QUALITY

- 1. Report for: Mo. April 2004
- 2. Reporting Company: Florida Power Corporation
- 3. Plant Name: Crystal River 4 & 5

4. Name, Title and Telephone Number of Contact  
Person Concerning Data Submitted on this Form  
Donna M. Davis, Director - Regulatory & Adm. Services  
(727) 824-6627

5. Signature of Official Submitting Report

  
Donna M. Davis, Director - Regulatory & Adm. Services

6. Date Completed: June 15, 2004

Line No.	Supplier Name	Mine Location	Purchase Type	Tons	F.O.B. Mine Price (\$/Ton)	Short Haul & Loading Charges (\$/Ton)	Original Invoice Price (\$/Ton)	Retro-active Price Increases (\$/Ton)	Base Price (\$/Ton)	Quality Adjust-ments (\$/Ton)	Effective Purchase Price (\$/Ton)
(a)	(b)	(c)	(d)	(e)	(f)	(g)	(h)	(i)	(j)	(k)	(l)
1	AEP Coal Company, Inc.	08 , Ky , 195	MTC	37,452		\$0.00					
2	Alliance Coal Sales Corp.	08 , Ky , 195	MTC	46,655		\$0.00					
3	Asset Management Group	08 , WV , 005	S	18,058		\$0.00					
4	Massey Coal Sales Co., Inc.	08 , WV , 005	MTC	27,526		\$0.00					
5	Progress Fuels Corporation	08 , Va , 105	S	18,275		\$0.00					
6	Virginia Power Marketing, Inc.	08 , Ky , 195	MTC	9,457		\$0.00					
7	Transfer Facility	00 N/A 000	N/A	178,597		\$0.00					
8	Transfer Facility	N/A	N/A	16,295		\$0.00					

MONTHLY REPORT OF COST AND QUALITY OF COAL FOR ELECTRIC PLANTS  
 ORIGIN, TONNAGE, DELIVERED PRICE AND AS RECEIVED QUALITY

- 1. Report for: Mo. April 2004
- 2. Reporting Company: Florida Power Corporation
- 3. Plant Name: McDuffie Coal Terminal

4. Name, Title and Telephone Number of Contact Person Concerning Data Submitted on this Form  
 Donna M. Davis, Director - Regulatory & Adm. Services  
 (727) 824-6627

5. Signature of Official Submitting Report

  
 Donna M. Davis, Director - Regulatory & Adm. Services

6. Date Completed: June 15, 2004


Line No.	Supplier Name	Mine Location	Shipping Point	Transportation Mode	Tons	Effective Purchase Price (\$/Ton)	Additional Shorthaul Loading Charges (\$/Ton)	Rail Rate (\$/Ton)	Other Rail Charges (\$/Ton)	River Barge Rate (\$/Ton)	Trans-Ocean Barge Rate (\$/Ton)	Other Water Charges (\$/Ton)	Other Related Charges (\$/Ton)	Transportation Charges (\$/Ton)	F.O.B. Plant Price (\$/Ton)	
(a)	(b)	(c)	(d)	(e)	(f)	(g)	(h)	(i)	(j)	(k)	(l)	(m)	(n)	(o)	(p)	(q)
1	Drummond Coal Sales, Inc.	25, IM, 999	Cartagena, Col	GB	16,295	██████████	N/A	██████████	██████████	N/A	N/A	N/A	\$0.00	\$0.00	██████████	\$42.29

**MONTHLY REPORT OF COST AND QUALITY OF COAL FOR ELECTRIC PLANTS  
ORIGIN, TONNAGE, DELIVERED PRICE AND AS RECEIVED QUALITY**

- 1. Report for: Mo. April 2004
- 2. Reporting Company: Florida Power Corporation
- 3. Plant Name: Transfer Facility - IMT

4. Name, Title and Telephone Number of Contact  
Person Concerning Data Submitted on this Form  
Donna M. Davis, Director - Regulatory & Adm. Services  
(727) 824-6627

5. Signature of Official Submitting Report

  
Donna M. Davis, Director - Regulatory & Adm. Services  
*Dw*

6. Date Completed: June 15, 2004


Line No.	Supplier Name	Mine Location	Shipping Point	Transportation Mode	Tons	Effective Purchase Price (\$/Ton)	Additional Shorthaul & Loading Charges (\$/Ton)	Rail Rate (\$/Ton)	Other Rail Charges (\$/Ton)	River Barge Rate (\$/Ton)	Trans-loading Rate (\$/Ton)	Ocean Barge Rate (\$/Ton)	Other Water Charges (\$/Ton)	Other Related Charges (\$/Ton)	Transportation Charges (\$/Ton)	F.O.B. Plant Price (\$/Ton)
(a)	(b)	(c)	(d)	(e)	(f)	(g)	(h)	(i)	(j)	(k)	(l)	(m)	(n)	(o)	(p)	(q)
1	Central Coal Co.	08 , WV ,	39 Kanawha,Wv	B	17,013		N/A	N/A	N/A	N/A	N/A	N/A	N/A	N/A		\$54.69
2	Central Coal Co.	08 , WV ,	39 Kanawha,Wv	B	5,110		N/A	N/A	N/A	N/A	N/A	N/A	N/A	N/A		\$55.44
3	Keystone Coal Company	08 , WV ,	39 Kanawha,Wv	B	7,739		N/A	N/A	N/A	N/A	N/A	N/A	N/A	N/A		\$58.24
4	Progress Fuels Corporation	08 , WV ,	39 Kanawha,Wv	B	28,204		N/A	N/A	N/A	N/A	N/A	N/A	N/A	N/A		\$48.94
5	Guasare Coal Sales Corp.	50 , IM ,	999 Maracaibo, VZ	GB	112,192		N/A	N/A	N/A	N/A	N/A	N/A	N/A	N/A		\$43.68
6	Peabody Coal Trade	19 , WY ,	5 Campbell,Wy	B	26,232		N/A	N/A	N/A	N/A	N/A	N/A	N/A	N/A		\$30.10

MONTHLY REPORT OF COST AND QUALITY OF COAL FOR ELECTRIC PLANTS  
ORIGIN, TONNAGE, DELIVERED PRICE AND AS RECEIVED QUALITY

- 1. Report for: Mo. April 2004
- 2. Reporting Company: Florida Power Corporation
- 3. Plant Name: Crystal River 1 & 2

4. Name, Title and Telephone Number of Contact  
Person Concerning Data Submitted on this Form  
Donna M. Davis, Director - Regulatory & Adm. Services  
(727) 824-6627

5. Signature of Official Submitting Report

  
Donna M. Davis, Director - Regulatory & Adm. Services  
vw

6. Date Completed: June 15, 2004

Line No.	Supplier Name	Mine Location	Shipping Point	Transportation Mode	Tons	Effective Purchase Price (\$/Ton)	Additional Shorthaul & Loading Charges (\$/Ton)	Rail Rate (\$/Ton)	Other Rail Charges (\$/Ton)	River Barge Rate (\$/Ton)	Trans-loading Rate (\$/Ton)	Ocean Barge Rate (\$/Ton)	Other Water Charges (\$/Ton)	Other Related Charges (\$/Ton)	Transportation Charges (\$/Ton)	F.O.B. Plant Price (\$/Ton)
(a)	(b)	(c)	(d)	(e)	(f)	(g)	(h)	(i)	(j)	(k)	(l)	(m)	(n)	(o)	(p)	(q)
1	AEP Coal Company, Inc.	08 , Ky , 195	Pike, Ky	UR	28,971		N/A			N/A	N/A	N/A	\$0.00	\$0.00		\$54.81
2	Consolidated Coal Sales	08 , Ky , 133	Letcher, Ky	UR	52,683		N/A			N/A	N/A	N/A	\$0.00	\$0.00		\$52.06
3	Massey Coal Sales Company, Inc.	08 , Ky , 195	Pike, Ky	UR	37,783		N/A			N/A	N/A	N/A	\$0.00	\$0.00		\$52.16
4	Transfer Facility	N/A	Plaquemines Parrish, La	OB	N/A		N/A			N/A	N/A	N/A	\$0.00	\$0.00		\$0.00

MONTHLY REPORT OF COST AND QUALITY OF COAL FOR ELECTRIC PLANTS  
ORIGIN, TONNAGE, DELIVERED PRICE AND AS RECEIVED QUALITY


1. Report for: Mo. April 2004

2. Reporting Company: Florida Power Corporation

3. Plant Name: Crystal River 4 & 5

4. Name, Title and Telephone Number of Contact  
Person Concerning Data Submitted on this Form  
Donna M. Davis, Director - Regulatory & Adm. Services  
(727) 824-6627

5. Signature of Official Submitting Report

  
Donna M. Davis, Director - Regulatory & Adm. Services  
02

6. Date Completed: June 15, 2004

Line No.	Supplier Name	Mine Location	Shipping Point	Transportation Mode	Tons	Effective Purchase Price (\$/Ton)	Additional Shorthaul & Loading Charges (\$/Ton)	Rail Rate (\$/Ton)	Other Rail Charges (\$/Ton)	River Barge Rate (\$/Ton)	Trans-loading Rate (\$/Ton)	Ocean Barge Rate (\$/Ton)	Other Water Charges (\$/Ton)	Other Related Charges (\$/Ton)	Transportation Charges (\$/Ton)	F.O.B. Plant Price (\$/Ton)
(a)	(b)	(c)	(d)	(e)	(f)	(g)	(h)	(i)	(j)	(k)	(l)	(m)	(n)	(o)	(p)	(q)
1	AEP Coal Company, Inc.	08 , Ky , 195	Pike, Ky	UR	37,452		N/A			N/A	N/A	N/A	\$0.00	\$0.00		\$53.06
2	Alliance Coal Sales Corp.	08 , Ky , 195	Pike, Ky	UR	46,655		N/A			N/A	N/A	N/A	\$0.00	\$0.00		\$52.99
3	Asset Management Group	08 , WV , 005	Boone, Wv	UR	18,058		N/A			N/A	N/A	N/A	\$0.00	\$0.00		\$61.67
4	Massey Coal Sales Co., Inc.	08 , WV , 005	Boone, Wv	UR	27,526		N/A			N/A	N/A	N/A	\$0.00	\$0.00		\$51.92
5	Progress Fuels Corporation	08 , Va , 105	Lee, Va	UR	18,275		N/A			N/A	N/A	N/A	\$0.00	\$0.00		\$61.68
6	Virginia Power Marketing, Inc.	08 , Ky , 195	Pike, Ky	UR	9,457		N/A			N/A	N/A	N/A	\$0.00	\$0.00		\$51.56
7	Transfer Facility	00 N/A 000	Plaquemines Parrish, La	OB	178,597		N/A			N/A	N/A	N/A	\$0.00	\$0.00		\$40.45
8	Transfer Facility	N/A	Mobile, Al	OB	16,295		N/A			N/A	N/A	N/A	\$0.00	\$0.00		\$31.68

MONTHLY REPORT OF COST AND QUALITY OF COAL FOR ELECTRIC PLANTS  
 REPORT OF ADJUSTMENTS TO PREVIOUS COAL DELIVERIES

1. Report for: Mo. April 2004

2. Reporting Company: Florida Power Corporation

3. Plant Name: McDuffie Coal Terminal

4. Name, Title and Telephone Number of Contact  
 Person Concerning Data Submitted on this Form  
 Donna M. Davis, Director - Regulatory & Adm. Services  
 (727) 824-6627

5. Signature of Official Submitting Report

  
 Donna M. Davis, Director - Regulatory & Adm. Services

6. Date Completed: June 15, 2004


Line No.	Month Reported	Form Plant Name	Intended Generating Plant	Supplier	Original Line Number	Old Volume (tons)	Form No.	Column Title	Old Value	New Value	New F.O.B. Plant Price	Reason for Revision
(a)	(b)	(c)	(d)	(e)	(f)	(g)	(h)	(i)	(j)	(k)	(l)	(m)
1	03/04	Transfer Facility-IMT	Drummond Coal Sales Inc.		1	31,817	2A	(k) Quality Adjustments			\$ 44.69	Quality Adjustment

**MONTHLY REPORT OF COST AND QUALITY OF COAL FOR ELECTRIC PLANTS  
REPORT OF ADJUSTMENTS TO PREVIOUS COAL DELIVERIES**

- 1. Report for: Mo. April 2004
- 2. Reporting Company: Florida Power Corporation
- 3. Plant Name: Transfer Facility - IMT

4. Name, Title and Telephone Number of Contact  
 Person Concerning Data Submitted on this Form  
 Donna M. Davis, Director - Regulatory & Adm. Services  
 (727) 824-6627

5. Signature of Official Submitting Report

  
 Donna M. Davis, Director - Regulatory & Adm. Services  
 DV

6. Date Completed: June 15, 2004

Line No.	Month Reported	Form Plant Name	Intended Generating Plant	Supplier	Original Line Number	Old Volume (tons)	Form No.	Column Title	Old Value	New Value	New F.O.B. Plant Price	Reason for Revision
(a)	(b)	(c)	(d)	(e)	(f)	(g)	(h)	(i)	(j)	(k)	(l)	(m)
1	02/04	Transfer Facility-IMT	Central Coal Company	Central Coal Company	2	10,574	2A	(k) Quality Adjustments			\$ 60.63	Quality Adjustment
2	03/04	Transfer Facility-IMT	Central Coal Company	Central Coal Company	1	24,125	2A	(k) Quality Adjustments			\$ 60.59	Quality Adjustment
3	03/04	Transfer Facility-IMT	Central Coal Company	Central Coal Company	2	7,644	2A	(k) Quality Adjustments			\$ 58.85	Quality Adjustment
4	03/04	Transfer Facility-IMT	Progress Fuels Corporation	Progress Fuels Corporation	3	56,373	2A	(k) Quality Adjustments			\$ 52.46	Quality Adjustment



MONTHLY REPORT OF COST AND QUALITY OF COAL FOR ELECTRIC PLANTS  
 REPORT OF ADJUSTMENTS TO PREVIOUS COAL DELIVERIES


1. Report for: Mo. April 2004

2. Reporting Company: Florida Power Corporation

3. Plant Name: Crystal River 4 & 5

4. Name, Title and Telephone Number of Contact  
 Person Concerning Data Submitted on this Form  
 Donna M. Davis, Director - Regulatory & Adm. Services  
 (727) 824-6627

5. Signature of Official Submitting Report

  
 Donna M. Davis, Director - Regulatory & Adm. Services  
*DM*

6. Date Completed: June 15, 2004

Line No.	Month Reported	Form Plant Name	Intended Generating Plant	Supplier	Original Line Number	Old Volume (tons)	Form No.	Column Title	Old Value	New Value	New F.O.B. Plant Price	Reason for Revision
(a)	(b)	(c)	(d)	(e)	(f)	(g)	(h)	(i)	(j)	(k)	(l)	(m)
1	02/04	CR4&5	CR4&5	Alliance Coal Sales Corp.	2	28,935	2A	(k) Quality Adjustments			\$ 53.54	Quality Adjustment
2	01/04	CR4&5	CR4&5	Massey Coal Sales	6	9,592	2A	(k) Quality Adjustments			\$ 53.79	Quality Adjustment
3	03/04	CR4&5	CR4&5	Asset Management Group	3	47,374	2A	(k) Quality Adjustments			\$ 61.46	Quality Adjustment
4	03/04	CR4&5	CR4&5	Virginia Power Marketing, Inc.	7	9,220	2A	(k) Quality Adjustments			\$ 52.29	Quality Adjustment

**MONTHLY REPORT OF COST AND QUALITY OF COAL FOR ELECTRIC PLANTS  
REPORT OF ADJUSTMENTS TO PREVIOUS COAL DELIVERIES**

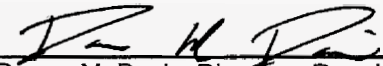
1. Report for: Mo. April 2004

2. Reporting Company: Florida Power Corporation

3. Plant Name: Crystal River 1 & 2

4. Name, Title and Telephone Number of Contact  
Person Concerning Data Submitted on this Form  
Donna M. Davis, Director - Regulatory & Adm. Services  
(727) 824-6627

5. Signature of Official Submitting Report

  
\_\_\_\_\_  
Donna M. Davis, Director - Regulatory & Adm. Services  
*DM*

6. Date Completed: June 15, 2004

Line No.	Month Reported	Form Plant Name	Intended Generating Plant	Supplier	Original Line Number	Old Volume (tons)	Form No.	Column Title	Old Value	New Value	New F.O.B Plant Price	Reason for Revision
(a)	(b)	(c)	(d)	(e)	(f)	(g)	(h)	(i)	(j)	(k)	(l)	(m)
1	03/04	CR1&2	CR1&2	Consolidated Coal Sales	2	47,628	2A	(k) Quality Adjustments			\$ 52.08	Quality Adjustment
2	01/04	CR1&2	CR1&2	Massey Coal Sales	4	48,511	2A	(k) Quality Adjustments			\$ 50.91	Quality Adjustment
3	02/04	CR1&2	CR1&2	Massey Coal Sales	3	17,865	2A	(k) Quality Adjustments			\$ 50.95	Quality Adjustment
4	02/04	CR1&2	CR1&2	AEP Coal Company, Inc.	1	29,554	2A	(k) Quality Adjustments			\$ 54.33	Quality Adjustment
5	03/04	CR1&2	CR1&2	AEP Coal Company, Inc.	1	27,221	2A	(k) Quality Adjustments			\$ 54.59	Quality Adjustment









MONTHLY REPORT OF COST AND QUALITY OF COAL FOR ELECTRIC PLANTS  
ORIGIN, TONNAGE, DELIVERED PRICE AND AS RECEIVED QUALITY

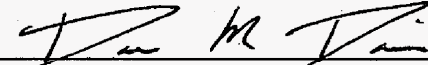
1. Report for: Mo. May 2004

2. Reporting Company: Florida Power Corporation

3. Plant Name: McDuffie Coal Terminal

4. Name, Title and Telephone Number of Contact Person Concerning Data Submitted on this Form  
Donna M. Davis, Director - Regulatory & Adm. Services  
(727) 824-6627

5. Signature of Official Submitting Report



Donna M. Davis, Director - Regulatory & Adm. Services

6. Date Completed: July 15, 2004

Line No.	Supplier Name	Mine Location	Purchase Type	Transportation Mode	Tons	Effective Purchase Price (\$/Ton)	Total Transportation Cost (\$/Ton)	F.O.B. Plant Price (\$/Ton)	As Received Coal Quality			
									Percent Sulfur (%)	Btu Content (Btu/lb)	Percent Ash (%)	Percent Moisture (%)
(a)	(b)	(c)	(d)	(e)	(f)	(g)	(h)	(i)	(j)	(k)	(l)	(m)
1	Drummond Coal Sales, Inc.	25, IM, 999	S	GB	48,337			\$43.72	0.53	12,114	3.44	10.39

MONTHLY REPORT OF COST AND QUALITY OF COAL FOR ELECTRIC PLANTS  
ORIGIN, TONNAGE, DELIVERED PRICE AND AS RECEIVED QUALITY

1. Report for: Mo. May 2004

2. Reporting Company: Florida Power Corporation


3. Plant Name: Transfer Facility - IMT

4. Name, Title and Telephone Number of Contact

Person Concerning Data Submitted on this Form

Donna M. Davis, Director - Regulatory & Adm. Services  
(727) 824-6627

5. Signature of Official Submitting Report

  
Donna M. Davis, Director - Regulatory & Adm. Services

6. Date Completed: July 15, 2004

Line No.	Supplier Name	Mine Location	Purchase Type	Transportation Mode	Tons	Effective Purchase Price (\$/Ton)	Total Transportation Cost (\$/Ton)	F.O.B. Plant Price (\$/Ton)	As Received Coal Quality			
									Percent Sulfur (%)	Btu Content (Btu/lb)	Percent Ash (%)	Percent Moisture (%)
(a)	(b)	(c)	(d)	(e)	(f)	(g)	(h)	(i)	(j)	(k)	(l)	(m)
1	Central Coal Co.	08 , WV , 39	S	B	18,951			\$54.69	0.70	12,705	9.73	6.39
2	Central Coal Co.	08 , WV , 39	S	B	5,019			\$55.44	0.63	12,862	7.91	7.68
3	Keystone Coal Company	08 , WV , 39	S	B	8,778			\$58.24	0.70	12,767	9.71	5.93
4	Progress Fuels Corporation	08 , WV , 39	S	B	29,714			\$48.94	0.62	12,466	10.74	7.10
5	Progress Fuels Corporation	08 , KY , 127	S	B	35,080			\$48.94	0.68	12,040	12.53	6.17
6	Guasare Coal Sales Corp.	50 , IM , 999	S	GB	50,630			\$44.10	0.68	12,936	6.18	7.16




**MONTHLY REPORT OF COST AND QUALITY OF COAL FOR ELECTRIC PLANTS  
ORIGIN, TONNAGE, DELIVERED PRICE AND AS RECEIVED QUALITY**

- 1. Report for: Mo. May 2004
- 2. Reporting Company: Florida Power Corporation
- 3. Plant Name: Crystal River 1 & 2

4. Name, Title and Telephone Number of Contact  
Person Concerning Data Submitted on this Form  
Donna M. Davis, Director - Regulatory & Adm. Services  
(727) 824-6627

5. Signature of Official Submitting Report

  
Donna M. Davis, Director - Regulatory & Adm. Services

6. Date Completed: July 15, 2004

Line No.	Supplier Name	Mine Location	Purchase Type	Transportation Mode	Tons	Effective Purchase Price (\$/Ton)	Total Transportation Cost (\$/Ton)	F.O.B. Plant Price (\$/Ton)	As Received Coal Quality			
									Percent Sulfur (%)	Btu Content (Btu/lb)	Percent Ash (%)	Percent Moisture (%)
(a)	(b)	(c)	(d)	(e)	(f)	(g)	(h)	(i)	(j)	(k)	(l)	(m)
1	AEP Coal Company, Inc.	08 , Ky , 195	MTC	UR	44,588			\$55.00	1.03	12,526	10.05	6.48
2	Consolidated Coal Sales	08 , Ky , 133	MTC	UR	65,258			\$52.25	1.13	12,587	9.59	6.29
3	Massey Coal Sales Company, Inc.	08 , Ky , 195	MTC	UR	38,785			\$52.35	1.08	12,392	11.29	5.85
4	Transfer Facility	N/A	N/A	OB	N/A			\$0.00	N/A	N/A	N/A	N/A

MONTHLY REPORT OF COST AND QUALITY OF COAL FOR ELECTRIC PLANTS  
ORIGIN, TONNAGE, DELIVERED PRICE AND AS RECEIVED QUALITY

1. Report for: Mo. May 2004

2. Reporting Company: Florida Power Corporation


3. Plant Name: Crystal River 4 & 5

4. Name, Title and Telephone Number of Contact

Person Concerning Data Submitted on this Form

Donna M. Davis, Director - Regulatory & Adm. Services  
(727) 824-6627

5. Signature of Official Submitting Report

  
Donna M. Davis, Director - Regulatory & Adm. Services

6. Date Completed: July 15, 2004

Line No.	Supplier Name	Mine Location	Purchase Type	Transportation Mode	Tons	Effective Purchase Price (\$/Ton)	Total Transportation Cost (\$/Ton)	F.O.B. Plant Price (\$/Ton)	As Received Coal Quality			
									Percent Sulfur (%)	Btu Content (Btu/lb)	Percent Ash (%)	Percent Moisture (%)
(a)	(b)	(c)	(d)	(e)	(f)	(g)	(h)	(i)	(j)	(k)	(l)	(m)
1	AEP Coal Company, Inc.	08 , Ky , 195	MTC	UR	29,577			\$53.25	0.69	12,655	9.53	5.97
2	Alliance Coal Sales Corp.	08 , Ky , 195	MTC	UR	36,620			\$53.18	0.58	12,740	8.20	6.80
3	Asset Management Group	08 , WV , 005	S	UR	26,855			\$61.86	0.61	12,863	9.99	4.53
4	Massey Coal Sales Co., Inc.	08 , WV , 005	MTC	UR	18,677			\$52.11	0.74	12,322	12.37	6.30
5	Virginia Power Marketing, Inc.	08 , Ky , 195	MTC	UR	9,863			\$51.75	0.63	12,771	8.73	6.18
6	Transfer Facility	N/A	N/A	OB	130,056			\$55.11	0.68	12,336	9.30	8.44
7	Transfer Facility	N/A	N/A	OB	48,337			\$49.18	0.53	12,114	3.44	10.39

MONTHLY REPORT OF COST AND QUALITY OF COAL FOR ELECTRIC PLANTS  
ORIGIN, TONNAGE, DELIVERED PRICE AND AS RECEIVED QUALITY

- 1. Report for: Mo. May 2004
- 2. Reporting Company: Florida Power Corporation
- 3. Plant Name: McDuffie Coal Terminal

4. Name, Title and Telephone Number of Contact  
Person Concerning Data Submitted on this Form  
Donna M. Davis, Director - Regulatory & Adm. Services  
(727) 824-6627

5. Signature of Official Submitting Report

  
Donna M. Davis, Director - Regulatory & Adm. Services

6. Date Completed: July 15, 2004

Line No.	Supplier Name	Mine Location	Purchase Type	Tons	F.O.B. Mine Price (\$/Ton)	Short Haul & Loading Charges (\$/Ton)	Original Invoice Price (\$/Ton)	Retro-active Price Increases (\$/Ton)	Base Price (\$/Ton)	Quality Adjust-ments (\$/Ton)	Effective Purchase Price (\$/Ton)
(a)	(b)	(c)	(d)	(e)	(f)	(g)	(h)	(i)	(j)	(k)	(l)
1	Drummond Coal Sales, Inc.	25, IM	999 S	48,337		\$0.00					

MONTHLY REPORT OF COST AND QUALITY OF COAL FOR ELECTRIC PLANTS  
ORIGIN, TONNAGE, DELIVERED PRICE AND AS RECEIVED QUALITY


1. Report for: Mo. May 2004

2. Reporting Company: Florida Power Corporation

3. Plant Name: Transfer Facility - IMT

4. Name, Title and Telephone Number of Contact  
Person Concerning Data Submitted on this Form  
Donna M. Davis, Director - Regulatory & Adm. Services  
(727) 824-6627

5. Signature of Official Submitting Report

  
Donna M. Davis, Director - Regulatory & Adm. Services  
*Dr*

6. Date Completed: July 15, 2004

Line No.	Supplier Name	Mine Location	Purchase Type	Tons	F.O.B. Mine Price (\$/Ton)	Short Haul & Loading Charges (\$/Ton)	Original Invoice Price (\$/Ton)	Retro-active Price Inc(Dec) (\$/Ton)	Base Price (\$/Ton)	Quality Adjust-ments (\$/Ton)	Effective Purchase Price (\$/Ton)
(a)	(b)	(c)	(d)	(e)	(f)	(g)	(h)	(i)	(j)	(k)	(l)
1	Central Coal Co.	08 , WV , 39	S	18,951		\$0.00					
2	Central Coal Co.	08 , WV , 39	S	5,019		\$0.00					
3	Keystone Coal Company	08 , WV , 39	S	8,778		\$0.00					
4	Progress Fuels Corporation	08 , WV , 39	S	29,714		\$0.00					
5	Progress Fuels Corporation	08 , KY , 127	S	35,080		\$0.00					
6	Guasare Coal Sales Corp.	50 , IM , 999	S	50,630		\$0.00					

MONTHLY REPORT OF COST AND QUALITY OF COAL FOR ELECTRIC PLANTS  
ORIGIN, TONNAGE, DELIVERED PRICE AND AS RECEIVED QUALITY


1. Report for: Mo. May 2004

2. Reporting Company: Florida Power Corporation

3. Plant Name: Crystal River 1 & 2

4. Name, Title and Telephone Number of Contact  
Person Concerning Data Submitted on this Form  
Donna M. Davis, Director - Regulatory & Adm. Services  
(727) 824-6627

5. Signature of Official Submitting Report

  
Davis, Director - Regulatory & Adm. Services

6. Date Completed: July 15, 2004

Line No.	Supplier Name	Mine Location	Purchase Type	Tons	F.O.B. Mine Price (\$/Ton)	Short Haul & Loading Charges (\$/Ton)	Original Invoice Price (\$/Ton)	Retro-active Price Increases (\$/Ton)	Base Price (\$/Ton)	Quality Adjust-ments (\$/Ton)	Effective Purchase Price (\$/Ton)
(a)	(b)	(c)	(d)	(e)	(f)	(g)	(h)	(i)	(j)	(k)	(l)
1	AEP Coal Company, Inc.	08 , Ky , 195	MTC	44,588		\$0.00					
2	Consolidated Coal Sales	08 , Ky , 133	MTC	65,258		\$0.00					
3	Massey Coal Sales Company, Inc.	08 , Ky , 195	MTC	38,785		\$0.00					
4	Transfer Facility	N/A	N/A	N/A		N/A					

MONTHLY REPORT OF COST AND QUALITY OF COAL FOR ELECTRIC PLANTS  
ORIGIN, TONNAGE, DELIVERED PRICE AND AS RECEIVED QUALITY


1. Report for: Mo. May 2004

2. Reporting Company: Florida Power Corporation

3. Plant Name: Crystal River 4 & 5

4. Name, Title and Telephone Number of Contact  
Person Concerning Data Submitted on this Form  
Donna M. Davis, Director - Regulatory & Adm. Services  
(727) 824-6627

5. Signature of Official Submitting Report

  
Donna M. Davis, Director - Regulatory & Adm. Services  
DW

6. Date Completed: July 15, 2004

Line No.	Supplier Name	Mine Location	Purchase Type	Tons	F.O.B. Mine Price (\$/Ton)	Short Haul & Loading Charges (\$/Ton)	Original Invoice Price (\$/Ton)	Retro-active Price Increases (\$/Ton)	Base Price (\$/Ton)	Quality Adjustments (\$/Ton)	Effective Purchase Price (\$/Ton)
(a)	(b)	(c)	(d)	(e)	(f)	(g)	(h)	(i)	(j)	(k)	(l)
1	AEP Coal Company, Inc.	08 , Ky , 195	MTC	29,577		\$0.00					
2	Alliance Coal Sales Corp.	08 , Ky , 195	MTC	36,620		\$0.00					
3	Asset Management Group	08 , WV , 005	S	26,855		\$0.00					
4	Massey Coal Sales Co., Inc.	08 , WV , 005	MTC	18,677		\$0.00					
5	Virginia Power Marketing, Inc.	08 , Ky , 195	MTC	9,863		\$0.00					
6	Transfer Facility	00 N/A 000	N/A	130,056		\$0.00					
7	Transfer Facility	N/A	N/A	48,337		\$0.00					

MONTHLY REPORT OF COST AND QUALITY OF COAL FOR ELECTRIC PLANTS  
ORIGIN, TONNAGE, DELIVERED PRICE AND AS RECEIVED QUALITY

- 1. Report for: Mo. May 2004
- 2. Reporting Company: Florida Power Corporation
- 3. Plant Name: McDuffie Coal Terminal

4. Name, Title and Telephone Number of Contact  
Person Concerning Data Submitted on this Form  
Donna M. Davis, Director - Regulatory & Adm. Services  
(727) 824-6627

5. Signature of Official Submitting Report

  
Donna M. Davis, Director - Regulatory & Adm. Services

6. Date Completed: July 15, 2004

Line No.	Supplier Name	Mine Location	Shipping Point	Transportation Mode	Tons	Additional		Rail Rate (\$/Ton)	Other Rail Charges (\$/Ton)	River Barge Rate (\$/Ton)	Trans-Ocean Barge Rate (\$/Ton)	Other Water Charges (\$/Ton)	Other Related Charges (\$/Ton)	Transportation Charges (\$/Ton)	F.O.B. Plant Price (\$/Ton)	
						Effective Purchase Price (\$/Ton)	Shorthaul Loading Charges (\$/Ton)									
(a)	(b)	(c)	(d)	(e)	(f)	(g)	(h)	(i)	(j)	(k)	(l)	(m)	(n)	(o)	(p)	(q)
1	Drummond Coal Sales, Inc.	25, IM, 999	Cartagena, Col	GB	48,337		N/A			N/A	N/A	N/A	\$0.00	\$0.00		\$43.72

MONTHLY REPORT OF COST AND QUALITY OF COAL FOR ELECTRIC PLANTS  
ORIGIN, TONNAGE, DELIVERED PRICE AND AS RECEIVED QUALITY

- 1. Report for: Mo. May 2004
- 2. Reporting Company: Florida Power Corporation
- 3. Plant Name: Transfer Facility - IMT

4. Name, Title and Telephone Number of Contact  
Person Concerning Data Submitted on this Form  
Donna M. Davis, Director - Regulatory & Adm. Services  
(727) 824-6627

5. Signature of Official Submitting Report

  
Donna M. Davis, Director - Regulatory & Adm. Services

6. Date Completed: July 15, 2004

Line No.	Supplier Name	Mine Location	Shipping Point	Transportation Mode	Tons	Effective Purchase Price (\$/Ton)	Additional Shorthaul & Loading Charges (\$/Ton)	Rail Rate (\$/Ton)	Other Rail Charges (\$/Ton)	River Barge Rate (\$/Ton)	Trans-loading Rate (\$/Ton)	Ocean Barge Rate (\$/Ton)	Other Water Charges (\$/Ton)	Other Related Charges (\$/Ton)	Transportation Charges (\$/Ton)	F.O.B. Plant Price (\$/Ton)
(a)	(b)	(c)	(d)	(e)	(f)	(g)	(h)	(i)	(j)	(k)	(l)	(m)	(n)	(o)	(p)	(q)
1	Central Coal Co.	08 , WV , 39	Kanawha,Wv	B	18,951		N/A	N/A	N/A	N/A	N/A	N/A	N/A	N/A		\$54.69
2	Central Coal Co.	08 , WV , 39	Kanawha,Wv	B	5,019		N/A	N/A	N/A	N/A	N/A	N/A	N/A	N/A		\$55.44
3	Keystone Coal Company	08 , WV , 39	Kanawha,Wv	B	8,778		N/A	N/A	N/A	N/A	N/A	N/A	N/A	N/A		\$58.24
4	Progress Fuels Corporation	08 , WV , 39	Kanawha,Wv	B	29,714		N/A	N/A	N/A	N/A	N/A	N/A	N/A	N/A		\$48.94
5	Progress Fuels Corporation	08 , KY , 127	Big Sandy, Ky	B	35,080		N/A	N/A	N/A	N/A	N/A	N/A	N/A	N/A		\$48.94
6	Guasare Coal Sales Corp.	50 , IM , 999	Maracaibo, VZ	GB	50,630		N/A	N/A	N/A	N/A	N/A	N/A	N/A	N/A		\$44.10




MONTHLY REPORT OF COST AND QUALITY OF COAL FOR ELECTRIC PLANTS  
ORIGIN, TONNAGE, DELIVERED PRICE AND AS RECEIVED QUALITY

- 1. Report for: Mo. May 2004
- 2. Reporting Company: Florida Power Corporation
- 3. Plant Name: Crystal River 1 & 2

4. Name, Title and Telephone Number of Contact  
Person Concerning Data Submitted on this Form  
Donna M. Davis, Director - Regulatory & Adm. Services  
(727) 824-6627

5. Signature of Official Submitting Report

  
Donna M. Davis, Director - Regulatory & Adm. Services

6. Date Completed: July 15, 2004

Line No.	Supplier Name	Mine Location	Shipping Point	Transportation Mode	Tons	Effective Purchase Price (\$/Ton)	Additional Shorthaul & Loading Charges (\$/Ton)	Rail Rate (\$/Ton)	Other Rail Charges (\$/Ton)	River Barge Rate (\$/Ton)	Trans-loading Rate (\$/Ton)	Ocean Barge Rate (\$/Ton)	Other Water Charges (\$/Ton)	Other Related Charges (\$/Ton)	Transportation Charges (\$/Ton)	F.O.B. Plant Price (\$/Ton)
(a)	(b)	(c)	(d)	(e)	(f)	(g)	(h)	(i)	(j)	(k)	(l)	(m)	(n)	(o)	(p)	(q)
1	AEP Coal Company, Inc.	08 , Ky , 195	Pike, Ky	UR	44,588		N/A			N/A	N/A	N/A	\$0.00	\$0.00		\$55.00
2	Consolidated Coal Sales	08 , Ky , 133	Letcher, Ky	UR	65,258		N/A			N/A	N/A	N/A	\$0.00	\$0.00		\$52.25
3	Massey Coal Sales Company, Inc.	08 , Ky , 195	Pike, Ky	UR	38,785		N/A			N/A	N/A	N/A	\$0.00	\$0.00		\$52.35
4	Transfer Facility	N/A	Plaquemines Parrish, La	OB	N/A		N/A			N/A	N/A	N/A	\$0.00	\$0.00		\$0.00

MONTHLY REPORT OF COST AND QUALITY OF COAL FOR ELECTRIC PLANTS  
ORIGIN, TONNAGE, DELIVERED PRICE AND AS RECEIVED QUALITY


1. Report for: Mo. May 2004

2. Reporting Company: Florida Power Corporation

3. Plant Name: Crystal River 4 & 5

4. Name, Title and Telephone Number of Contact  
Person Concerning Data Submitted on this Form  
Donna M. Davis, Director - Regulatory & Adm. Services  
(727) 824-6627

5. Signature of Official Submitting Report

  
Donna M. Davis, Director - Regulatory & Adm. Services

6. Date Completed: July 15, 2004

Line No.	Supplier Name	Mine Location	Shipping Point	Transportation Mode	Tons	Effective Purchase Price (\$/Ton)	Additional Shorthaul & Loading Charges (\$/Ton)	Rail Rate (\$/Ton)	Other Rail Charges (\$/Ton)	River Barge Rate (\$/Ton)	Trans-loading Rate (\$/Ton)	Ocean Barge Rate (\$/Ton)	Other Water Charges (\$/Ton)	Other Related Charges (\$/Ton)	Transportation Charges (\$/Ton)	F.O.B. Plant Price (\$/Ton)
(a)	(b)	(c)	(d)	(e)	(f)	(g)	(h)	(i)	(j)	(k)	(l)	(m)	(n)	(o)	(p)	(q)
1	AEP Coal Company, Inc.	08 , Ky , 195	Pike, Ky	UR	29,577		N/A			N/A	N/A	N/A	\$0.00	\$0.00		\$53.25
2	Alliance Coal Sales Corp.	08 , Ky , 195	Pike, Ky	UR	36,620		N/A			N/A	N/A	N/A	\$0.00	\$0.00		\$53.18
3	Asset Management Group	08 , WV , 005	Boone, Wv	UR	26,855		N/A			N/A	N/A	N/A	\$0.00	\$0.00		\$61.86
4	Massey Coal Sales Co., Inc.	08 , WV , 005	Boone, Wv	UR	18,677		N/A			N/A	N/A	N/A	\$0.00	\$0.00		\$52.11
5	Virginia Power Marketing, Inc.	08 , Ky , 195	Pike, Ky	UR	9,863		N/A			N/A	N/A	N/A	\$0.00	\$0.00		\$51.75
6	Transfer Facility	00 N/A 000	Plaquemines Parrish, La	OB	130,056		N/A			N/A	N/A	N/A	\$0.00	\$0.00		\$55.11
7	Transfer Facility	N/A	Mobile, Al	OB	48,337		N/A			N/A	N/A	N/A	\$0.00	\$0.00		\$49.18

MONTHLY REPORT OF COST AND QUALITY OF COAL FOR ELECTRIC PLANTS  
 REPORT OF ADJUSTMENTS TO PREVIOUS COAL DELIVERIES


1. Report for: Mo. May 2004

2. Reporting Company: Florida Power Corporation

3. Plant Name: McDuffie Coal Terminal

4. Name, Title and Telephone Number of Contact  
 Person Concerning Data Submitted on this Form  
 Donna M. Davis, Director - Regulatory & Adm. Services  
 (727) 824-6627

5. Signature of Official Submitting Report



Donna M. Davis, Director - Regulatory & Adm. Services

6. Date Completed: July 15, 2004

Line No.	Month Reported	Form Plant Name	Intended Generating Plant	Supplier	Original Line Number	Old Volume (tons)	Form No.	Column Title	Old Value	New Value	New F.O.B. Plant Price	Reason for Revision
(a)	(b)	(c)	(d)	(e)	(f)	(g)	(h)	(i)	(j)	(k)	(l)	(m)
1	04/04	Transfer Facility-IMT	Drummond Coal Sales Inc.		1	16,295	2A	(k) Quality Adjustments			\$ 43.61	Quality Adjustment

**MONTHLY REPORT OF COST AND QUALITY OF COAL FOR ELECTRIC PLANTS  
REPORT OF ADJUSTMENTS TO PREVIOUS COAL DELIVERIES**

1. Report for: Mo. May 2004

2. Reporting Company: Florida Power Corporation

3. Plant Name: Transfer Facility - IMT

4. Name, Title and Telephone Number of Contact  
Person Concerning Data Submitted on this Form  
Donna M. Davis, Director - Regulatory & Adm. Services  
(727) 824-6627

5. Signature of Official Submitting Report

  
Donna M. Davis, Director - Regulatory & Adm. Services

6. Date Completed: July 15, 2004

Line No.	Month Reported	Form Plant Name	Intended Generating Plant	Supplier	Original Line Number	Old Volume (tons)	Form No.	Column Title	Old Value	New Value	New F.O.B. Plant Price	Reason for Revision
(a)	(b)	(c)	(d)	(e)	(f)	(g)	(h)	(i)	(j)	(k)	(l)	(m)
1	04/04	Transfer Facility-IMT		Guasare Coal	5	112,192	2A	(k) Quality Adjustments			\$ 44.43	Quality Adjustment
2	04/04	Transfer Facility-IMT		Central Coal Company	1	17,013	2A	(k) Quality Adjustments			\$ 56.90	Quality Adjustment
3	04/04	Transfer Facility-IMT		Keystone Industries	3	7,739	2A	(k) Quality Adjustments			\$ 58.51	Quality Adjustment
4	04/04	Transfer Facility-IMT		Central Coal Company	2	5,110	2A	(k) Quality Adjustments			\$ 55.74	Quality Adjustment
5	10/03	Transfer Facility-IMT		Kanawha River Terminal	3	53,265	2A	(k) Quality Adjustments			\$ 59.63	Quality Adjustment
6	04/04	Transfer Facility-IMT		Progress Fuels Corporation	4	28,204	2A	(k) Quality Adjustments			\$ 47.21	Quality Adjustment

MONTHLY REPORT OF COST AND QUALITY OF COAL FOR ELECTRIC PLANTS  
 REPORT OF ADJUSTMENTS TO PREVIOUS COAL DELIVERIES


1. Report for: Mo. May 2004

2. Reporting Company: Florida Power Corporation

3. Plant Name: Crystal River 1 & 2

4. Name, Title and Telephone Number of Contact  
 Person Concerning Data Submitted on this Form  
 Donna M. Davis, Director - Regulatory & Adm. Services  
 (727) 824-6627

5. Signature of Official Submitting Report

  
 Donna M. Davis, Director - Regulatory & Adm. Services

6. Date Completed: July 15, 2004

Line No.	Month Reported	Form Plant Name	Intended Generating Plant	Supplier	Original Line Number	Old Volume (tons)	Form No.	Column Title	Old Value	New Value	New F.O.B. Plant Price	Reason for Revision
(a)	(b)	(c)	(d)	(e)	(f)	(g)	(h)	(i)	(j)	(k)	(l)	(m)
1	03/04	CR1&2	CR1&2	Massey Coal Sales	3	47,054	2A	(k) Quality Adjustments			\$ 52.41	Quality Adjustment
2	01/02	CR1&2	CR1&2	Dynegy Marketing & Trade	5	9,915	2A	(k) Quality Adjustments			\$ 63.13	Quality Adjustment



**MONTHLY REPORT OF COST AND QUALITY OF COAL FOR ELECTRIC PLANTS  
REPORT OF ADJUSTMENTS TO PREVIOUS COAL DELIVERIES**


1. Report for: Mo. May 2004

2. Reporting Company: Florida Power Corporation

3. Plant Name: Crystal River 4 & 5

4. Name, Title and Telephone Number of Contact  
Person Concerning Data Submitted on this Form  
Donna M. Davis, Director - Regulatory & Adm. Services  
(727) 824-6627

5. Signature of Official Submitting Report

  
Donna M. Davis, Director - Regulatory & Adm. Services

6. Date Completed: July 15, 2004

Line No.	Month Reported	Form Plant Name	Intended Generating Plant	Supplier	Original Line Number	Old Volume (tons)	Form No.	Column Title	Old Value	New Value	New F.O.B. Plant Price	Reason for Revision
(a)	(b)	(c)	(d)	(e)	(f)	(g)	(h)	(i)	(j)	(k)	(l)	(m)
1	03/04	CR4&5	CR4&5	Alliance Coal Sales Corp.	2	45,919	2A	(k) Quality Adjustments			\$ 53.66	Quality Adjustment
2	03/04	CR4&5	CR4&5	Massey Coal Sales	4	9,113	2A	(k) Quality Adjustments			\$ 53.28	Quality Adjustment
3	03/04	CR4&5	CR4&5	AEP Coal Company, Inc.	1	48,499	2A	(k) Quality Adjustments			\$ 52.96	Quality Adjustment
4	02/04	CR4&5	CR4&5	AEP Coal Company, Inc.	1	39,378	2A	(k) Quality Adjustments			\$ 53.10	Quality Adjustment
5	01/04	CR4&5	CR4&5	AEP Coal Company, Inc.	1	28,932	2A	(k) Quality Adjustments			\$ 52.85	Quality Adjustment
6	04/04	CR4&5	CR4&5	Asset Management Group	3	18,058	2A	(k) Quality Adjustments			\$ 61.37	Quality Adjustment
7	04/04	CR4&5	CR4&5	Virginia Power	6	9,457	2A	(k) Quality Adjustments			\$ 52.40	Quality Adjustment

FPSC FORM 423-1

MONTHLY REPORT OF COST AND QUALITY OF FUEL FOR ELECTRIC PLANTS  
ORIGIN, VOLUME, DELIVERED PRICE AND AS RECEIVED QUALITY

1. REPORTING MONTH: 06/2004 --  
2. REPORTING COMPANY: FLORIDA POWER CORPORATION

3. NAME, TITLE TELEPHONE NUMBER OF CONTACT PERSON CONCERNING DATA

SUBMITTED ON THIS FORM: JIMMY L. WILSON, PROJECT ANALYST (919) 546-2132

4. SIGNATURE OF OFFICIAL SUBMITTED REPORT:

*Donna Massengill* 8/13/04  
DONNA MASSENGILL  
CONTROLLER, REGULATED COMMERCIAL OPERATIONS

5. DATE COMPLETED: 8/11/2004

LINE NO.	PLANT NAME	SUPPLIER NAME	SHIPPING POINT	PURCHASE TYPE	DELIVERY LOCATION	DELIVERY DATE	DELIVERY TYPE	SULFUR CONTENT (%)	BTU CONTENT (Btu/gal)	DELIVERED VOLUME (Bbls)	DELIVERED PRICE (\$/Bbl)
(a)	(b)	(c)	(d)	(e)	(f)	(g)	(h)	(i)	(j)	(k)	(l)
1	Anclote	BP Amoco Oil	F- BP Tampa, FL	MTC	FOB PLANT	6/2004	FO2	0.44	139,032	529	\$44.3967
2	Anclote	NO DELIVERIES									
3	Avon Park Peakers	BP Amoco Oil	F- BP Tampa, FL	MTC	FOB PLANT	6/2004	FO2	0.44	139,032	1,761	\$46.1673
4	Bartow Peakers	NO DELIVERIES									
5	Bartow Steam Plant	NO DELIVERIES									
6	Bartow Steam Plant	RIO Energy International, Inc	F- Rio Houston, TX	MTC	FOB TERMINAL	6/2004	FO6	1.46	158,563	380,880	\$21.7976
7	Bartow Steam Plant	RIO Energy International, Inc	F- Rio Houston, TX	MTC	FOB TERMINAL	6/2004	FO6	1.19	155,224	95,487	\$30.3632
8	Bartow Steam Plant	RIO Energy International, Inc	F- Rio Houston, TX	MTC	FOB TERMINAL	6/2004	FO6	1.27	156,389	929,036	\$29.1606
9	Bayboro Peakers	Central Oil	F- Central Tampa, FL	MTC	FOB PLANT	6/2004	FO2	0.38	139,115	39,364	\$45.2637
10	Crystal River	BP Amoco Oil	F- BP Tampa, FL	MTC	FOB PLANT	6/2004	FO2	0.41	138,340	877	\$45.7368
11	Crystal River	BP Amoco Oil	F- BP Tampa, FL	MTC	FOB PLANT	6/2004	FO2	0.42	138,557	5,978	\$43.9813
12	Crystal River	BP Amoco Oil	F- BP Taft, FL	MTC	FOB PLANT	6/2004	FO2	0.44	139,032	364	\$45.8756
13	Crystal River	NO DELIVERIES									
14	Debary Peakers	BP Amoco Oil	F- BP Jacksonville, FL	MTC	FOB PLANT	6/2004	FO2	0.21	138,634	358	\$48.8910
15	Debary Peakers	BP Amoco Oil	F- BP Taft, FL	MTC	FOB PLANT	6/2004	FO2	0.23	138,669	32,992	\$46.1737
16	Debary Peakers	NO DELIVERIES									
17	Higgins Peakers	NO DELIVERIES									
18	Hines Energy Complex	NO DELIVERIES									
19	Intercession City Peakers	BP Amoco Oil	F- BP Tampa, FL	MTC	FOB PLANT	6/2004	FO2	0.17	138,565	29,788	\$45.7708





MONTHLY REPORT OF COST AND QUALITY OF FUEL FOR ELECTRIC PLANTS  
ORIGIN, VOLUME, DELIVERED PRICE AND AS RECEIVED QUALITY

1. REPORTING MONTH: 06/2004  
2. REPORTING COMPANY: FLORIDA POWER CORPORATION

3. NAME, TITLE TELEPHONE NUMBER OF CONTACT PERSON CONCERNING DATA

SUBMITTED ON THIS FORM: JIMMY L. WILSON, PROJECT ANALYST (910) 646-2132

4. SIGNATURE OF OFFICIAL SUBMITTED REPORT:

*Donna Massengill 8/13/04*  
DONNA MASSENGILL  
CONTROLLER, REGULATED COMMERCIAL OPERATIONS

5. DATE COMPLETED: 8/11/2004

LINE NO	PLANT NAME	SUPPLIER NAME	DELIVERY LOCATION	DELIVERY DATE	TYPE OIL	VOLUME (Bbl)	INVOICE		DISCOUNT (\$)	NET AMOUNT (\$)	NET PRICE (\$/Bbl)	QUALITY ADJUST (\$/Bbl)	EFFECTIVE TRANSPORT		ADDITIONAL TRANSPORT (\$/Bbl)	OTHER CHARGES (\$/Bbl)	DELIVERED PRICE (\$/Bbl)
							PRICE (\$/Bbl)	AMOUNT (\$)					PRICE (\$/Bbl)	TO TERMINAL (\$/Bbl)			
(a)	(b)	(c)	(d)	(e)	(f)	(g)	(h)	(i)	(j)	(k)	(l)	(m)	(n)	(o)	(p)	(q)	(r)
1	Anclote	BP Amoco Oil	FOB PLANT	6/2004	FO2	529									\$0.00		\$44.40
2	Anclote	NO DELIVERIES															
3	Avon Park Peakers	BP Amoco Oil	FOB PLANT	6/2004	FO2	1,761									\$0.00		\$46.17
4	Bartow Peakers	NO DELIVERIES															
5	Bartow Steam Plant	NO DELIVERIES															
6	Bartow Steam Plant	RIO Energy International, Inc	FOB TERMI	6/2004	FO6	380,880									\$0.00		\$21.80
7	Bartow Steam Plant	RIO Energy International, Inc	FOB TERMI	6/2004	FO6	95,487									\$0.00		\$30.36
8	Bartow Steam Plant	RIO Energy International, Inc	FOB TERMI	6/2004	FO6	929,036									\$0.00		\$29.16
9	Bayboro Peakers	Central Oil	FOB PLANT	6/2004	FO2	39,364									\$0.00		\$45.26
10	Crystal River	BP Amoco Oil	FOB PLANT	6/2004	FO2	877									\$0.00		\$45.74
11	Crystal River	BP Amoco Oil	FOB PLANT	6/2004	FO2	5,978									\$0.00		\$43.98
12	Crystal River	BP Amoco Oil	FOB PLANT	6/2004	FO2	364									\$0.00		\$45.88
13	Crystal River	NO DELIVERIES															
14	Debary Peakers	BP Amoco Oil	FOB PLANT	6/2004	FO2	358									\$0.00		\$48.89
15	Debary Peakers	BP Amoco Oil	FOB PLANT	6/2004	FO2	32,992									\$0.00		\$46.17
16	Debary Peakers	NO DELIVERIES															
17	Higgins Peakers	NO DELIVERIES															
18	Hines Energy Complex	NO DELIVERIES															
19	Intercession City Peakers	BP Amoco Oil	FOB PLANT	6/2004	FO2	29,788									\$0.00		\$45.77



MONTHLY REPORT OF COST AND QUALITY OF COAL FOR ELECTRIC PLANTS  
ORIGIN, TONNAGE, DELIVERED PRICE AND AS RECEIVED QUALITY

- 1. Report for: Mo. June 2004
- 2. Reporting Company: Florida Power Corporation
- 3. Plant Name: McDuffie Coal Terminal

4. Name, Title and Telephone Number of Contact Person Concerning Data Submitted on this Form  
Donna M. Davis, Director - Regulatory & Adm. Service:  
(727) 824-6627

5. Signature of Official Submitting Report

  
Donna M. Davis, Director - Regulatory & Adm. Services

6. Date Completed: August 15, 2004


Line No.	Supplier Name	Mine Location	Purchase Type	Transportation Mode	Tons	Effective Purchase Price (\$/Ton)	Total Transportation Cost (\$/Ton)	F.O.B. Plant Price (\$/Ton)	As Received Coal Quality			
									Percent Sulfur (%)	Btu Content (Btu/lb)	Percent Ash (%)	Percent Moisture (%)
(a)	(b)	(c)	(d)	(e)	(f)	(g)	(h)	(i)	(j)	(k)	(l)	(m)
1	Drummond Coal Sales, Inc.	25 , IM , 999	S	GB	31,980			\$42.29	0.35	11,956	3.09	11.60

MONTHLY REPORT OF COST AND QUALITY OF COAL FOR ELECTRIC PLANTS  
ORIGIN, TONNAGE, DELIVERED PRICE AND AS RECEIVED QUALITY

- 1. Report for: Mo. June 2004
- 2. Reporting Company: Florida Power Corporation
- 3. Plant Name: Transfer Facility - IMT

4. Name, Title and Telephone Number of Contact  
Person Concerning Data Submitted on this Form  
Donna M. Davis, Director - Regulatory & Adm. Services  
(727) 824-6627

5. Signature of Official Submitting Report

  
Donna M. Davis, Director - Regulatory & Adm. Services  
*pu*

6. Date Completed: August 15, 2004

Line No.	Supplier Name	Mine Location	Purchase Type	Transportation Mode	Tons	Effective Purchase Price (\$/Ton)	Total Transportation Cost (\$/Ton)	F.O.B. Plant Price (\$/Ton)	As Received Coal Quality			
									Percent Sulfur (%)	Btu Content (Btu/lb)	Percent Ash (%)	Percent Moisture (%)
(a)	(b)	(c)	(d)	(e)	(f)	(g)	(h)	(i)	(j)	(k)	(l)	(m)
1	Central Coal Co.	08 , WV , 39	S	B	19,176			\$54.69	0.65	12,276	12.50	5.96
2	Central Coal Co.	08 , WV , 39	S	B	8,943			\$55.44	0.63	12,750	8.31	8.08
3	Keystone Coal Company	08 , WV , 39	S	B	7,242			\$58.41	0.69	12,247	12.90	5.82
4	Progress Fuels Corporation	08 , WV , 39	S	B	26,353			\$48.94	0.62	12,456	11.22	6.90
5	Progress Fuels Corporation	08 , KY , 127	S	B	25,444			\$48.94	0.64	11,507	13.86	7.98
6	Guasare Coal Sales Corp.	50 , IM , 999	S	GB	43,011			\$44.59	0.73	13,207	6.17	5.58
7	Guasare Coal Sales Corp.	50 , IM , 999	S	GB	43,674			\$43.68	0.64	12,961	5.77	7.42

**MONTHLY REPORT OF COST AND QUALITY OF COAL FOR ELECTRIC PLANTS  
ORIGIN, TONNAGE, DELIVERED PRICE AND AS RECEIVED QUALITY**

- 1. Report for: Mo. June 2004
- 2. Reporting Company: Florida Power Corporation
- 3. Plant Name: Crystal River 1 & 2

4. Name, Title and Telephone Number of Contact  
Person Concerning Data Submitted on this Form  
Donna M. Davis, Director - Regulatory & Adm. Services  
(727) 824-6627

5. Signature of Official Submitting Report

  
Donna M. Davis, Director - Regulatory & Adm. Services

6. Date Completed: August 15, 2004

Line No.	Supplier Name	Mine Location	Purchase Type	Transportation Mode	Tons	Effective Purchase Price (\$/Ton)	Total Transportation Cost (\$/Ton)	F.O.B. Plant Price (\$/Ton)	As Received Coal Quality			
									Percent Sulfur (%)	Btu Content (Btu/lb)	Percent Ash (%)	Percent Moisture (%)
(a)	(b)	(c)	(d)	(e)	(f)	(g)	(h)	(i)	(j)	(k)	(l)	(m)
1	AEP Coal Company, Inc.	08 , Ky , 195	MTC	UR	38,935			\$55.27	1.00	12,565	9.40	6.99
2	Consolidated Coal Sales	08 , Ky , 133	MTC	UR	47,577			\$52.52	1.13	12,622	9.41	5.98
3	Massey Coal Sales Company, Inc.	08 , Ky , 195	MTC	UR	35,895			\$52.62	1.11	12,357	10.50	6.96
4	Transfer Facility	N/A	N/A	OB	N/A			\$0.00	N/A	N/A	N/A	N/A

**MONTHLY REPORT OF COST AND QUALITY OF COAL FOR ELECTRIC PLANTS  
ORIGIN, TONNAGE, DELIVERED PRICE AND AS RECEIVED QUALITY**

1. Report for: Mo. June 2004

2. Reporting Company: Florida Power Corporation

3. Plant Name: Crystal River 4 & 5

4. Name, Title and Telephone Number of Contact  
Person Concerning Data Submitted on this Form

Donna M. Davis, Director - Regulatory & Adm. Services  
(727) 824-6627

5. Signature of Official Submitting Report

  
Donna M. Davis, Director - Regulatory & Adm. Services  
*Dw*

6. Date Completed: August 15, 2004


Line No.	Supplier Name	Mine Location	Purchase Type	Transportation Mode	Tons	Effective Purchase Price (\$/Ton)	Total Transportation Cost (\$/Ton)	F.O.B. Plant Price (\$/Ton)	As Received Coal Quality			
									Percent Sulfur (%)	Btu Content (Btu/lb)	Percent Ash (%)	Percent Moisture (%)
(a)	(b)	(c)	(d)	(e)	(f)	(g)	(h)	(i)	(j)	(k)	(l)	(m)
1	AEP Coal Company, Inc.	08 , Ky , 195	MTC	UR	49,366			\$53.51	0.69	12,648	9.32	6.66
2	Alliance Coal Sales Corp	08 , Ky , 195	MTC	UR	37,935			\$53.44	0.59	12,743	8.17	6.70
3	Asset Management Group	08 , WV , 005	S	UR	33,752			\$62.12	0.62	12,800	10.83	4.82
4	Massey Coal Sales Co., Inc.	08 , WV , 005	MTC	UR	15,678			\$52.37	0.72	12,498	11.47	6.09
5	Virginia Power Marketing, Inc.	08 , Ky , 195	MTC	UR	9,861			\$52.01	0.53	12,699	8.90	6.09
6	Transfer Facility	N/A	N/A	OB	145,004			\$54.78	0.65	12,232	9.46	8.82
7	Transfer Facility	N/A	N/A	OB	31,980			\$49.31	0.35	11,956	3.09	11.60

MONTHLY REPORT OF COST AND QUALITY OF COAL FOR ELECTRIC PLANTS  
ORIGIN, TONNAGE, DELIVERED PRICE AND AS RECEIVED QUALITY

- 1. Report for: Mo. June 2004
- 2. Reporting Company: Florida Power Corporation
- 3. Plant Name: McDuffie Coal Terminal

4. Name, Title and Telephone Number of Contact  
Person Concerning Data Submitted on this Form  
Donna M. Davis, Director - Regulatory & Adm. Services  
(727) 824-6627

5. Signature of Official Submitting Report

  
\_\_\_\_\_  
Donna M. Davis, Director - Regulatory & Adm. Services

6. Date Completed: August 15, 2004

Line No.	Supplier Name	Mine Location	Purchase Type	Tons	F.O.B. Mine Price (\$/Ton)	Short Haul & Loading Charges (\$/Ton)	Original Invoice Price (\$/Ton)	Retro-active Price Increases (\$/Ton)	Base Price (\$/Ton)	Quality Adjust-ments (\$/Ton)	Effective Purchase Price (\$/Ton)
(a)	(b)	(c)	(d)	(e)	(f)	(g)	(h)	(i)	(j)	(k)	(l)
1	Drummond Coal Sales, Inc.	25 , IM , 999	S	31,980		\$0.00					

MONTHLY REPORT OF COST AND QUALITY OF COAL FOR ELECTRIC PLANTS  
ORIGIN, TONNAGE, DELIVERED PRICE AND AS RECEIVED QUALITY

1. Report for: Mo. June 2004

2. Reporting Company: Florida Power Corporation

3. Plant Name: Transfer Facility - IMT

4. Name, Title and Telephone Number of Contact  
Person Concerning Data Submitted on this Form

Donna M. Davis, Director - Regulatory & Adm. Services  
(727) 824-6627

5. Signature of Official Submitting Report

  
Donna M. Davis, Director - Regulatory & Adm. Services

6. Date Completed: August 15, 2004

Line No.	Supplier Name	Mine Location	Purchase Type	Tons	F.O.B. Mine Price (\$/Ton)	Short Haul & Loading Charges (\$/Ton)	Original Invoice Price (\$/Ton)	Retro-active Price Inc(Dec) (\$/Ton)	Base Price (\$/Ton)	Quality Adjustments (\$/Ton)	Effective Purchase Price (\$/Ton)
(a)	(b)	(c)	(d)	(e)	(f)	(g)	(h)	(i)	(j)	(k)	(l)
1	Central Coal Co.	08 , WV , 39	S	19,176		\$0.00					
2	Central Coal Co.	08 , WV , 39	S	8,943		\$0.00					
3	Keystone Coal Company	08 , WV , 39	S	7,242		\$0.00					
4	Progress Fuels Corporation	08 , WV , 39	S	26,353		\$0.00					
5	Progress Fuels Corporation	08 , KY , 127	S	25,444		\$0.00					
6	Guasare Coal Sales Corp.	50 , IM , 999	S	43,011		\$0.00					
7	Guasare Coal Sales Corp.	50 , IM , 999	S	43,674		\$0.00					



MONTHLY REPORT OF COST AND QUALITY OF COAL FOR ELECTRIC PLANTS  
ORIGIN, TONNAGE, DELIVERED PRICE AND AS RECEIVED QUALITY

1. Report for: Mo. June 2004

2. Reporting Company: Florida Power Corporation

3. Plant Name: Crystal River 1 & 2

4. Name, Title and Telephone Number of Contact  
Person Concerning Data Submitted on this Form  
Donna M. Davis, Director - Regulatory & Adm. Services  
(727) 824-6627

5. Signature of Official Submitting Report

  
Donna M. Davis, Director - Regulatory & Adm. Services  
Dv

6. Date Completed: August 15, 2004

Line No.	Supplier Name	Mine Location	Purchase Type	Tons	F.O.B. Mine Price (\$/Ton)	Short Haul & Loading Charges (\$/Ton)	Original Invoice Price (\$/Ton)	Retro-active Price Increases (\$/Ton)	Base Price (\$/Ton)	Quality Adjustments (\$/Ton)	Effective Purchase Price (\$/Ton)
(a)	(b)	(c)	(d)	(e)	(f)	(g)	(h)	(i)	(j)	(k)	(l)
1	AEP Coal Company, Inc.	08 , Ky , 195	MTC	38,935		\$0.00					
2	Consolidated Coal Sales	08 , Ky , 133	MTC	47,577		\$0.00					
3	Massey Coal Sales Company, Inc.	08 , Ky , 195	MTC	35,895		\$0.00					
4	Transfer Facility	N/A	N/A	N/A		N/A					

MONTHLY REPORT OF COST AND QUALITY OF COAL FOR ELECTRIC PLANTS  
ORIGIN, TONNAGE, DELIVERED PRICE AND AS RECEIVED QUALITY

- 1. Report for: Mo. June 2004
- 2. Reporting Company: Florida Power Corporation
- 3. Plant Name: Crystal River 4 & 5

4. Name, Title and Telephone Number of Contact  
Person Concerning Data Submitted on this Form  
Donna M. Davis, Director - Regulatory & Adm. Services  
(727) 824-6627

5. Signature of Official Submitting Report

  
Donna M. Davis, Director - Regulatory & Adm. Services  
*DM*

6. Date Completed: August 15, 2004

Line No.	Supplier Name	Mine Location	Purchase Type	Tons	F.O.B. Mine Price (\$/Ton)	Short Haul & Loading Charges (\$/Ton)	Original Invoice Price (\$/Ton)	Retro-active Price Increases (\$/Ton)	Base Price (\$/Ton)	Quality Adjust-ments (\$/Ton)	Effective Purchase Price (\$/Ton)
(a)	(b)	(c)	(d)	(e)	(f)	(g)	(h)	(i)	(j)	(k)	(l)
1	AEP Coal Company, Inc.	08 , Ky , 195	MTC	49,366		\$0.00					
2	Alliance Coal Sales Corp.	08 , Ky , 195	MTC	37,935		\$0.00					
3	Asset Management Group	08 , WV , 005	S	33,752		\$0.00					
4	Massey Coal Sales Co., Inc.	08 , WV , 005	MTC	15,678		\$0.00					
5	Virginia Power Marketing, Inc.	08 , Ky , 195	MTC	9,861		\$0.00					
6	Transfer Facility	00 N/A 000	N/A	145,004		\$0.00					
7	Transfer Facility	N/A	N/A	31,980		\$0.00					

MONTHLY REPORT OF COST AND QUALITY OF COAL FOR ELECTRIC PLANTS  
 ORIGIN, TONNAGE, DELIVERED PRICE AND AS RECEIVED QUALITY

- 1. Report for: Mo. June 2004
- 2. Reporting Company: Florida Power Corporation
- 3. Plant Name: McDuffie Coal Terminal

4. Name, Title and Telephone Number of Contact Person Concerning Data Submitted on this Form  
 Donna M. Davis, Director - Regulatory & Adm. Services  
 (727) 824-6627

5. Signature of Official Submitting Report

  
 Donna M. Davis, Director - Regulatory & Adm. Services

6. Date Completed: August 15, 2004

Line No.	Supplier Name	Mine Location	Shipping Point	Transportation Mode	Tons	Effective Purchase Price (\$/Ton)	Additional Shorthaul Charges (\$/Ton)	Rail Rate (\$/Ton)	Other Rail Charges (\$/Ton)	River Barge Loading Rate (\$/Ton)	Trans-Ocean Barge Rate (\$/Ton)	Other Water Charges (\$/Ton)	Other Related Charges (\$/Ton)	Transportation Charges (\$/Ton)	F.O.B. Plant Price (\$/Ton)	
(a)	(b)	(c)	(d)	(e)	(f)	(g)	(h)	(i)	(j)	(k)	(l)	(m)	(n)	(o)	(p)	(q)
1	Drummond Coal Sales, Inc.	25, IM, 999	Cartagena, Col	GB	31,980		N/A			N/A	N/A	N/A	\$0.00	\$0.00		\$42.29

**MONTHLY REPORT OF COST AND QUALITY OF COAL FOR ELECTRIC PLANTS  
ORIGIN, TONNAGE, DELIVERED PRICE AND AS RECEIVED QUALITY**

- 1. Report for: Mo. June 2004
- 2. Reporting Company: Florida Power Corporation
- 3. Plant Name: Transfer Facility - IMT

4. Name, Title and Telephone Number of Contact  
Person Concerning Data Submitted on this Form  
Donna M. Davis, Director - Regulatory & Adm. Services  
(727) 824-6627

5. Signature of Official Submitting Report

  
Donna M. Davis, Director - Regulatory & Adm. Services

6. Date Completed: August 15, 2004

Line No.	Supplier Name	Mine Location	Shipping Point	Transportation Mode	Tons	Effective Purchase Price (\$/Ton)	Additional Shorthaul & Loading Charges (\$/Ton)	Rail Rate (\$/Ton)	Other Rail Charges (\$/Ton)	River Barge Rate (\$/Ton)	Trans-loading Rate (\$/Ton)	Ocean Barge Rate (\$/Ton)	Other Water Charges (\$/Ton)	Other Related Charges (\$/Ton)	Transportation Charges (\$/Ton)	F.O.B. Plant Price (\$/Ton)
(a)	(b)	(c)	(d)	(e)	(f)	(g)	(h)	(i)	(j)	(k)	(l)	(m)	(n)	(o)	(p)	(q)
1	Central Coal Co.	08 , WV , 39	Kanawha,Wv	B	19,176		N/A	N/A	N/A	N/A	N/A	N/A	N/A	N/A		\$54.69
2	Central Coal Co.	08 , WV , 39	Kanawha,Wv	B	8,943		N/A	N/A	N/A	N/A	N/A	N/A	N/A	N/A		\$55.44
3	Keystone Coal Company	08 , WV , 39	Kanawha,Wv	B	7,242		N/A	N/A	N/A	N/A	N/A	N/A	N/A	N/A		\$58.41
4	Progress Fuels Corporation	08 , WV , 39	Kanawha,Wv	B	26,353		N/A	N/A	N/A	N/A	N/A	N/A	N/A	N/A		\$48.94
5	Progress Fuels Corporation	08 , KY , 127	Big Sandy, Ky	B	25,444		N/A	N/A	N/A	N/A	N/A	N/A	N/A	N/A		\$48.94
6	Guasare Coal Sales Corp.	50 , IM , 999	Maracaibo, VZ	GB	43,011		N/A	N/A	N/A	N/A	N/A	N/A	N/A	N/A		\$44.59
7	Guasare Coal Sales Corp.	50 , IM , 999	Maracaibo, VZ	GB	43,674		N/A	N/A	N/A	N/A	N/A	N/A	N/A	N/A		\$43.68

**MONTHLY REPORT OF COST AND QUALITY OF COAL FOR ELECTRIC PLANTS  
ORIGIN, TONNAGE, DELIVERED PRICE AND AS RECEIVED QUALITY**

- 1. Report for: Mo. June 2004
- 2. Reporting Company: Florida Power Corporation
- 3. Plant Name: Crystal River 1 & 2

4. Name, Title and Telephone Number of Contact  
Person Concerning Data Submitted on this Form  
Donna M. Davis, Director - Regulatory & Adm. Services  
(727) 824-6627

5. Signature of Official Submitting Report

  
Donna M. Davis, Director - Regulatory & Adm. Services  
0v

6. Date Completed: August 15, 2004

Line No.	Supplier Name	Mine Location	Shipping Point	Transportation Mode	Tons	Effective Purchase Price (\$/Ton)	Additional Shorthaul & Loading Charges (\$/Ton)	Rail Rate (\$/Ton)	Other Rail Charges (\$/Ton)	River Barge Rate (\$/Ton)	Trans-loading Rate (\$/Ton)	Ocean Barge Rate (\$/Ton)	Other Water Charges (\$/Ton)	Other Related Charges (\$/Ton)	Transportation Charges (\$/Ton)	F.O.B. Plant Price (\$/Ton)
1	AEP Coal Company, Inc.	08 , Ky , 195	Pike, Ky	UR	38,935		N/A			N/A	N/A	N/A	\$0.00	\$0.00		\$55.27
2	Consolidated Coal Sales	08 , Ky , 133	Letcher, Ky	UR	47,577		N/A			N/A	N/A	N/A	\$0.00	\$0.00		\$52.52
3	Massey Coal Sales Company, Inc.	08 , Ky , 195	Pike, Ky	UR	35,895		N/A			N/A	N/A	N/A	\$0.00	\$0.00		\$52.62
4	Transfer Facility	N/A	Plaquemines Parrish, La	OB	N/A		N/A			N/A	N/A	N/A	\$0.00	\$0.00		\$0.00

MONTHLY REPORT OF COST AND QUALITY OF COAL FOR ELECTRIC PLANTS  
ORIGIN, TONNAGE, DELIVERED PRICE AND AS RECEIVED QUALITY

- 1. Report for: Mo. June 2004
- 2. Reporting Company: Florida Power Corporation
- 3. Plant Name: Crystal River 4 & 5

4. Name, Title and Telephone Number of Contact  
Person Concerning Data Submitted on this Form  
Donna M. Davis, Director - Regulatory & Adm. Services  
(727) 824-6627

5. Signature of Official Submitting Report

  
Donna M. Davis, Director - Regulatory & Adm. Services

6. Date Completed: August 15, 2004

Line No.	Supplier Name	Mine Location	Shipping Point	Transportation Mode	Tons	Effective Purchase Price (\$/Ton)	Additional Shorthaul & Loading Charges (\$/Ton)	Rail Rate (\$/Ton)	Other Rail Charges (\$/Ton)	River Barge Rate (\$/Ton)	Trans-loading Rate (\$/Ton)	Ocean Barge Rate (\$/Ton)	Other Water Charges (\$/Ton)	Other Related Charges (\$/Ton)	Transportation Charges (\$/Ton)	F.O.B. Plant Price (\$/Ton)
(a)	(b)	(c)	(d)	(e)	(f)	(g)	(h)	(i)	(j)	(k)	(l)	(m)	(n)	(o)	(p)	(q)
1	AEP Coal Company, Inc.	08 , Ky , 195	Pike, Ky	UR	49,366		N/A			N/A	N/A	N/A	\$0.00	\$0.00		\$53.51
2	Alliance Coal Sales Corp.	08 , Ky , 195	Pike, Ky	UR	37,935		N/A			N/A	N/A	N/A	\$0.00	\$0.00		\$53.44
3	Asset Management Group	08 , WV , 005	Boone, Wv	UR	33,752		N/A			N/A	N/A	N/A	\$0.00	\$0.00		\$62.12
4	Massey Coal Sales Co., Inc.	08 , WV , 005	Boone, Wv	UR	15,678		N/A			N/A	N/A	N/A	\$0.00	\$0.00		\$52.37
5	Virginia Power Marketing, Inc.	08 , Ky , 195	Pike, Ky	UR	9,861		N/A			N/A	N/A	N/A	\$0.00	\$0.00		\$52.01
6	Transfer Facility	00 N/A 000	Plaquemines Parrish, La	OB	145,004		N/A			N/A	N/A	N/A	\$0.00	\$0.00		\$54.78
7	Transfer Facility	N/A	Mobile, Al	OB	31,980		N/A			N/A	N/A	N/A	\$0.00	\$0.00		\$49.31

MONTHLY REPORT OF COST AND QUALITY OF COAL FOR ELECTRIC PLANTS  
 REPORT OF ADJUSTMENTS TO PREVIOUS COAL DELIVERIES

1. Report for: Mo. June 2004

2. Reporting Company: Florida Power Corporation

3. Plant Name: McDuffie Coal Terminal

4. Name, Title and Telephone Number of Contact  
 Person Concerning Data Submitted on this Form  
 Donna M. Davis, Director - Regulatory & Adm. Services  
 (727) 824-6627

5. Signature of Official Submitting Report

  
 Donna M. Davis, Director - Regulatory & Adm. Services

6. Date Completed: August 15, 2004


Line No.	Month Reported	Form Plant Name	Intended Generating Plant	Supplier	Original Line Number	Old Volume (tons)	Form No.	Column Title	Old Value	New Value	New F.O.B. Plant Price	Reason for Revision
(a)	(b)	(c)	(d)	(e)	(f)	(g)	(h)	(i)	(j)	(k)	(l)	(m)
0	0		0	None	0	0	0	0			\$ -	0

**MONTHLY REPORT OF COST AND QUALITY OF COAL FOR ELECTRIC PLANTS  
REPORT OF ADJUSTMENTS TO PREVIOUS COAL DELIVERIES**

- 1. Report for: Mo. June 2004
- 2. Reporting Company: Florida Power Corporation
- 3. Plant Name: Transfer Facility - IMT

4. Name, Title and Telephone Number of Contact  
Person Concerning Data Submitted on this Form  
Donna M. Davis, Director - Regulatory & Adm. Services  
(727) 824-6627

5. Signature of Official Submitting Report

  
Donna M. Davis, Director - Regulatory & Adm. Services

6. Date Completed: August 15, 2004

Line No.	Month Reported	Form Plant Name	Intended Generating Plant	Supplier	Original Line Number	Old Volume (tons)	Form No.	Column Title	Old Value	New Value	New F.O.B. Plant Price	Reason for Revision
(a)	(b)	(c)	(d)	(e)	(f)	(g)	(h)	(i)	(j)	(k)	(l)	(m)
1	05/04	Transfer Facility-IMT	Keystone Industries		3	8,778	2A	(k) Quality Adjustments			\$ 60.33	Quality Adjustment
2	05/04	Transfer Facility-IMT	Central Coal Company		1	18,951	2A	(k) Quality Adjustments			\$ 56.65	Quality Adjustment
3	05/04	Transfer Facility-IMT	Progress Fuels Corporation		5	35,080	2A	(k) Quality Adjustments			\$ 47.67	Quality Adjustment
4	05/04	Transfer Facility-IMT	Progress Fuels Corporation		4	29,714	2A	(k) Quality Adjustments			\$ 48.85	Quality Adjustment
5	02/04	Transfer Facility-IMT	Progress Fuels Corporation		5	32,326	2A	(k) Quality Adjustments			\$ 52.25	Quality Adjustment
6	01/04	Transfer Facility-IMT	Progress Fuels Corporation		4	21,693	2A	(k) Quality Adjustments			\$ 51.92	Quality Adjustment
7	01/04	Transfer Facility-IMT	Kanawha River Terminals		3	8,223	2A	(k) Quality Adjustments			\$ 53.99	Quality Adjustment
8	12/03	Transfer Facility-IMT	Kanawha River Terminals		4	10,644	2A	(k) Quality Adjustments			\$ 53.29	Quality Adjustment

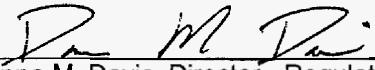


MONTHLY REPORT OF COST AND QUALITY OF COAL FOR ELECTRIC PLANTS  
 REPORT OF ADJUSTMENTS TO PREVIOUS COAL DELIVERIES

- 1. Report for: Mo. June 2004
- 2. Reporting Company: Florida Power Corporation
- 3. Plant Name: Crystal River 1 & 2

4. Name, Title and Telephone Number of Contact  
 Person Concerning Data Submitted on this Form  
 Donna M. Davis, Director - Regulatory & Adm. Services  
 (727) 824-6627

5. Signature of Official Submitting Report

  
 Donna M. Davis, Director - Regulatory & Adm. Services

6. Date Completed: August 15, 2004

Line No.	Month Reported	Form Plant Name	Intended Generating Plant	Supplier	Original Line Number	Old Volume (tons)	Form No.	Column Title	Old Value	New Value	New F.O.B. Plant Price	Reason for Revision
(a)	(b)	(c)	(d)	(e)	(f)	(g)	(h)	(i)	(j)	(k)	(l)	(m)
1	04/04	CR1&2	CR1&2	Consol Energy Inc.	2	52,683	2A	(k) Quality Adjustments			\$ 51.97	Quality Adjustment
2	05/04	CR1&2	CR1&2	Consol Energy Inc.	2	65,258	2A	(k) Quality Adjustments			\$ 51.69	Quality Adjustment
3	04/04	CR1&2	CR1&2	Massey Coal Sales	3	37,783	2A	(k) Quality Adjustments			\$ 51.26	Quality Adjustment

**MONTHLY REPORT OF COST AND QUALITY OF COAL FOR ELECTRIC PLANTS  
REPORT OF ADJUSTMENTS TO PREVIOUS COAL DELIVERIES**

- 1. Report for: Mo. June 2004
- 2. Reporting Company: Florida Power Corporation
- 3. Plant Name: Crystal River 4 & 5

4. Name, Title and Telephone Number of Contact Person Concerning Data Submitted on this Form  
 Donna M. Davis, Director - Regulatory & Adm. Services  
 (727) 824-6627

5. Signature of Official Submitting Report

  
 Donna M. Davis, Director - Regulatory & Adm. Services  
*DM*

6. Date Completed: August 15, 2004

Line No.	Month Reported	Form Plant Name	Intended Generating Plant	Supplier	Original Line Number	Old Volume (tons)	Form No.	Column Title	Old Value	New Value	New F.O.B. Plant Price	Reason for Revision
(a)	(b)	(c)	(d)	(e)	(f)	(g)	(h)	(i)	(j)	(k)	(l)	(m)
1	04/04	CR4&5	CR4&5	Massey Coal Sales	4	27,526	2A	(k) Quality Adjustments			\$ 53.37	Quality Adjustment
2	04/04	CR4&5	CR4&5	Alliance Coal Sales Corp.	2	46,655	2A	(k) Quality Adjustments			\$ 53.85	Quality Adjustment
3	05/04	CR4&5	CR4&5	Alliance Coal Sales Corp.	2	36,620	2A	(k) Quality Adjustments			\$ 53.85	Quality Adjustment
4	05/04	CR4&5	CR4&5	Asset Management Group	3	26,855	2A	(k) Quality Adjustments			\$ 63.10	Quality Adjustment
5	02/04	CR4&5	CR4&5	Progress Fuels Corp.	5	28,404	2A	(k) Quality Adjustments			\$ 54.42	Quality Adjustment
6	01/04	CR4&5	CR4&5	Progress Fuels Corp.	7	29,425	2A	(k) Quality Adjustments			\$ 54.42	Quality Adjustment
7	03/04	CR4&5	CR4&5	Progress Fuels Corp.	5	27,763	2A	(k) Quality Adjustments			\$ 54.61	Quality Adjustment
8	09/02	CR4&5	CR4&5	Dynegy Marketing & Trade	3	9,871	2A	(k) Quality Adjustments			\$ 48.10	Quality Adjustment
9	05/04	CR4&5	CR4&5	Progress Fuels Corp.	5	9,863	2A	(k) Quality Adjustments			\$ 52.47	Quality Adjustment