


MEMORANDUM

TO: PSC CLERK

FROM: Wayne L. Schiefelbein
Of Counsel 

RE: Chesapeake Utilities Corporation
Our File No. 37019.01

DATE: October 29, 2004

041263-624

On behalf of Chesapeake Utilities Corporation, enclosed for filing are an original and 5 copies of an Application by Chesapeake Utilities Corporation for Authorization to Issue Common Stock, Preferred Stock and Secured and/or Unsecured Debt, and to Enter Into Agreements for Interest Rate Swap Products, and to Exceed Limitation Placed on Short-Term Borrowings in 2005. I have also included one copy to be date stamped and returned to me.

PLEASE OPEN A NEW DOCKET TO PROCESS THE APPLICATION.

If you have any questions, please feel free to call.

WLS/km
Enclosures

BEFORE THE FLORIDA PUBLIC SERVICE COMMISSION

In re: Application by Chesapeake Utilities)
Corporation for Authorization to Issue Common)
Stock, Preferred Stock and Secured and/or)
Unsecured Debt, and to Enter Into Agreements)
For Interest Rate Swap Products, and to Exceed)
Limitation Placed on Short-Term Borrowings in)
2005)

**APPLICATION BY CHESAPEAKE UTILITIES CORPORATION FOR
AUTHORIZATION TO ISSUE COMMON STOCK, PREFERRED STOCK AND
SECURED AND/OR UNSECURED DEBT, AND TO ENTER INTO AGREEMENTS
FOR INTEREST RATE SWAP PRODUCTS, AND TO EXCEED LIMITATION
PLACED ON SHORT-TERM BORROWINGS IN 2005**

Chesapeake Utilities Corporation (Chesapeake, the Company or Applicant) respectfully files this Application, pursuant to Section 366.04 (1), Florida Statutes, seeking authority in 2005, to issue up to 6,000,000 shares of Chesapeake common stock; up to 1,000,000 shares of Chesapeake preferred stock; up to \$80,000,000 in secured and/or unsecured debt; to enter into agreements for Interest Rate Swap Products; and to obtain authorization to exceed the limitation placed on short-term borrowings by Section 366.04, Florida Statutes, so as to issue short-term obligations in 2005, in an amount not to exceed \$40,000,000.

1. Name and principal business offices of Applicant:

- (a) Chesapeake Utilities Corporation
P.O. Box 615
909 Silver Lake Boulevard
Dover, Delaware 19904

- (b) Chesapeake Utilities Corporation
Florida Division
1501 First Street, South
Winter Haven, Florida 33881

This is a temporary address, during post-hurricane reconstruction of the former building located at 1015 6th Street N.W., Winter Haven, Florida 33881. At this time it is undetermined about the status of the completion of the renovations to the 1015 6th Street N.W. location.

and

- (c) Chesapeake Utilities Corporation
Florida Division
1639 West Gulf to Lake Highway
Lecanto, Florida 33461

2. Incorporated:

Chesapeake Utilities Corporation - Incorporated under the Laws of the State of Delaware on November 12, 1947 and qualified to do business in Florida, Maryland, and Pennsylvania.

3. Person authorized to receive notices and communications in this respect:

Wayne L. Schiefelbein, Esquire
Of Counsel
Rose, Sundstrom & Bentley, LLP
2548 Blaiirstone Pines Drive
Tallahassee, Florida 32301
(850) 877-6555
(850) 656-4029 (Fax)

Attorneys for Chesapeake Utilities Corporation

4. Capital Stock and Funded Debt:

Chesapeake has authority by provisions contained in its Certificate of Incorporation, as amended, to issue common stock as follows:

- (a) Common stock having par value of \$.4867.
- (b) Amount authorized: 12,000,000 shares.

- (c) Amount outstanding as of June 30, 2004: 5,734,853 shares.
- (d) Amount held in Treasury: 9,353.
- (e) Amount pledged by Applicant: None.
- (f) Amount owned by affiliated corporations: None.
- (g) Amount held in any fund: None.

Chesapeake has authority by provisions contained in its Certificate of Incorporation, as amended, to issue preferred stock as follows:

- (a) Preferred stock having par value of \$.01.
- (b) Amount authorized: 2,000,000 shares.
- (c) Amount outstanding as of June 30, 2004: 0 shares.
- (d) Amount held in Treasury: None.
- (e) Amount pledged by Applicant: None.
- (f) Amount owned by affiliated corporations: None.
- (g) Amount held in any fund: None.

The funded indebtedness by class and series are as follows:

- (a)1 8.25% Convertible Debentures due March 1, 2014 are convertible prior to maturity, unless previously redeemed, into shares of common stock of Chesapeake at a conversion price of \$17.01 per share. Interest on the Debentures is payable on the first day of March and September, commencing September 1, 1989. The Debentures are redeemable at 100% of the principal amount plus accrued interest (i) on March 1 in any year, commencing in 1991, at the option of the holder and (ii) at any time within 60 days after a request on behalf of a deceased holder. At Chesapeake's option, beginning March 1,

1990, the Debentures may be redeemed in whole or in part at redemption prices declining from 107.25%, plus accrued interest. No sinking fund will be established to redeem the Debentures. As of June 30, 2004, there is a remaining balance of \$2,755,000 on this issue.

- (a)2 9.37% First Mortgage Sinking Fund Bonds, Series I, due December 15, 2004, issued on December 15, 1989, and secured by the Original Indenture dated as of December 1, 1959 between Chesapeake and Maryland National Bank in the principal amount of \$8,200,000 bearing interest payable semi-annually with provisions for payment of interest only prior to December 15, 1991; thereafter, principal shall be payable, in addition to interest on the unpaid balance, on or before the fifteenth days of December and June in each year (a) commencing on December 15, 1991, and ending on December 15, 1999, in the sum of \$260,000 and (b) commencing on June 15, 2000, and ending on December 15, 2004, in the sum of \$378,000. As of June 30, 2004, there is a remaining balance of \$378,000 on this issue.
- (a)3 7.97% Unsecured Senior Notes due February 1, 2008, and issued on February 9, 1993 in the principal amount of \$10,000,000 bearing interest payable semi-annually with provisions for payment of interest only prior to February 1, 1999; thereafter, principal shall be payable, in addition to interest on the unpaid balance, over ten (10) years at the rate of \$1,000,000 per annum. As of June 30, 2004 there is a remaining balance of \$4,000,000 on this issue.

- (a)4 6.91% Unsecured Senior Notes due October 1, 2010, and issued on October 2, 1995 in the principal amount of \$10,000,000 bearing interest payable quarterly with provisions for payment of interest only prior to October 1, 2000; thereafter, principal shall be payable, in addition to interest on the unpaid balance, over eleven (11) years at the rate of \$909,091 per annum. As of June 30, 2004, there is a remaining balance of \$6,363,636 on this issue.
- (a)5 6.85% Unsecured Senior Notes due January 1, 2012 and issued on December 15, 1997 in the principal amount of \$10,000,000 bearing interest payable semi-annually with provisions for payment of interest only prior to January 1, 2003; thereafter, principal shall be payable, in addition to interest on the unpaid balance, over ten (10) years at the rate of \$1,000,000 per annum. As of June 30, 2004, there is a remaining balance of \$8,000,000 on this issue.
- (a)6 7.83% Unsecured Senior Notes due January 1, 2015 and issued on December 29, 2000 in the principal amount of \$20,000,000 bearing interest payable semi-annually with provisions for payment of interest only prior to January 1, 2006; thereafter, principal shall be payable, in addition to interest on the unpaid balance, over ten (10) years at the rate of \$2,000,000 per annum. As of June 30, 2004, there is a remaining balance of \$20,000,000 on this issue.
- (a)7 6.64% Unsecured Senior Notes due October 31, 2017 and issued on October 31, 2002 in the principal amount of \$30,000,000 bearing interest payable semi-annually with provisions for payment of interest only prior to October 31, 2007; thereafter, principal shall be payable, in addition to interest on the unpaid balance, over eleven (11) years at the rate of \$2,727,272 per annum.

As of June 30, 2004, there is a remaining balance of \$30,000,000 on this issue.

(a)8 As of the filing date, the Company had two unsecured committed bank lines of credit in the amounts of \$5,000,000 and \$10,000,000; and three unsecured, uncommitted bank lines of credit in the amounts of \$10,000,000, \$20,000,000 and \$20,000,000. For one of the \$20,000,000 unsecured, uncommitted lines of credit, \$5,000,000 of the total line can be used to guarantee letters of credit issued by Chesapeake's unregulated subsidiary, Xeron, Inc. for up to 364 days. As of June 30, 2004, the total short-term borrowing outstanding under the bank lines of credit was \$0.

(b) The amounts authorized are set forth above.

(c) The amounts outstanding at June 30, 2004 are set forth above.

(d) Amount held as reacquired securities: None.

(e) Amount pledged by Applicant: None.

(f) Amount owned by affiliated corporations: None.

(g) Amount in Sinking Fund or other funds: None.

5. Authorizations Requested:

Chesapeake requests authorization from the FPSC to issue up to 1,434,175 new shares of its common stock during 2005 for the purpose of administering Chesapeake's Retirement Savings Plan, Performance Incentive Plan, Dividend Reinvestment and Stock Purchase Plan, conversion of the Company's Convertible Debentures, and to satisfy 30,000 outstanding warrants.

The share breakdown for each specific purpose is as follows:

<u>Number of Shares</u>	<u>Purpose</u>
157,321	Issuance pursuant to the Company's Retirement Savings Plan.
307,233	Issuance under the terms of the Company's Performance Incentive Plan.
777,657	Issuance pursuant to the Company's Dividend Reinvestment and Stock Purchase Plan.
161,964	Issuance under the terms of the Company's outstanding 8 1/4% Convertible Debentures.
30,000	Issuance pursuant to Outstanding Stock Warrants.

Chesapeake requests FPSC authorization to issue up to \$40,000,000 in secured and/or unsecured debt during 2005 for general corporate purposes including, but not limited to, working capital, retirement of short-term debt, retirement of long-term debt and capital improvements. Chesapeake is also requesting FPSC authorization during 2005 to issue up to 4,565,825 shares of common stock and up to \$40,000,000 in secured and/or unsecured debt for possible acquisitions. Due to the nature of typical cash for stock acquisitions, the \$40,000,000 in secured and/or unsecured debt may be initially issued through a bridge loan in the form of notes held by banks or some similar form of short-term obligations.

For this reason, Chesapeake seeks FPSC authorization to exceed the limitation placed on short-term borrowings by Section 366.04, Florida Statutes, so as to issue short-term obligations in an amount not to exceed \$40,000,000 during 2005. The bridge financing would subsequently be refinanced as unsecured long-term debt with an estimated rate of interest of up to 300 basis points above

U.S. Treasury rates (or extrapolated U.S. Treasury rates) with equivalent average life.

Chesapeake is also requesting authority to issue up to 1,000,000 shares of Chesapeake preferred stock in 2005, for possible acquisitions, financing transactions, and other general corporate purposes, including potential distribution under the Company's Shareholder Rights Agreement ("Rights Agreement") adopted by the Board of Directors on August 20, 1999.

Chesapeake further seeks FPSC approval to enter into financial agreements with financial institutions in 2005, to enter into interest rate swaps, collars, caps and/or floors (the "Interest Rate Swap Products") on such terms as Chesapeake considers to be appropriate, provided that the notional amount(s) for said Interest Rate Swap Products do(es) not, in the aggregate, exceed the sum of \$30 million. While the Company does not consider such Interest Rate Swap Products to involve the actual issuance of securities within the ambit of Section 366.04(1), Florida Statutes, in an abundance of caution, Chesapeake requests such authority to the extent the FPSC considers Interest Rate Swap Products subject to its jurisdiction. In the event that the FPSC does not consider Interest Rate Swap Products to be jurisdictional, Chesapeake requests that that FPSC issue an Order acknowledging its request in this regard.

6. Purposes for which Securities are to be issued:

- (a) Chesapeake's Retirement Savings Plan ("RSP") was implemented on February 1, 1977. As of June 30, 2004, the RSP had 295 participants; a total market valuation of \$26,647,369; and 483,334 shares of the

Company's common stock. True and correct copies of the current RSP Plan Document and Adoption Agreement have been previously filed with the FPSC as Exhibits A and B of the Application for Modification of Authority to Issue Common Stock During the Twelve Months Ending December 31, 1999, Docket No. 981213-GU, dated June 25, 1999, and are hereby incorporated by reference. Pursuant to the RSP, the first 100% of an employee's contribution, up to a maximum 6% of his/her salary, is matched by the Company in shares of Chesapeake common stock. Additional employee dollars that are matched by the Company are invested according to the respective employee's 401(k) designation. The RSP was amended at the end of 1998 to provide for a larger employer matching amount, from 60% to as much as 200%, and at the same time the Company's Pension Plan was closed off to new employees. Accordingly, as the employer -matching amount has increased, so has the number of shares being issued under the RSP.

To continue to balance the composition of debt and equity, Chesapeake wants to maintain flexibility in how the RSP is funded, i.e., with new shares of its stock, buying shares on the open market, and/or a combination of both funding methods.

On June 23, 1992, the Delaware Public Service Commission issued Order No. 3425 approving the issuance of up to 100,000 new shares of Chesapeake common stock for the purpose of administering Chesapeake's RSP. Please note that this Order by the Delaware Public

Service Commission is "open ended" in the sense that there is no time limit by which the approved securities need to be issued. A copy of the Order has been previously filed with the FPSC as Exhibit J of the Application for Approval of Issuance and Sale of Securities by Chesapeake Utilities Corporation, Docket No. 931112-GU, dated November 17, 1993, and is hereby incorporated by reference. On July 13, 1999, the Delaware Public Service Commission issued Order No. 5165 approving the issuance of an additional 100,000 new shares of Chesapeake common stock for the purpose of administering the RSP. Please note that this Order by the Delaware Public Service Commission is also "open ended" in the sense that there is no time limit by which approved securities need to be issued. A copy of this Order has been previously filed with the FPSC as Exhibit C of the Application by Chesapeake Utilities Corporation for Authorization to Issue Common Stock, Preferred Stock and Secured and/or Unsecured Debt and to Exceed Limitation Placed on Short-Term Borrowings in 2000, Docket No. 991631-GU, dated October 20, 1999, and is hereby incorporated by reference. On December 19, 2000, the Delaware Public Service Commission issued Order No. 5609 approving the issuance of an additional 300,000 new shares of Chesapeake common stock for the purpose of administering the RSP. Please note that this Order by the Delaware Public Service Commission is also "open ended" in the sense that there is no time limit by which approved securities need to be issued.

A copy of this Order has been previously filed with the FPSC as Exhibit E of the Consummation Report of Securities Issued by Chesapeake Utilities Corporation, Docket No. 991631-GU, dated March 29, 2001, and is hereby incorporated by reference. Pursuant to these Orders, Chesapeake has issued 342,679 new shares of common stock for the RSP as of June 30, 2004. Thus, there remains to be issued 157,321 shares as authorized by the Delaware Public Service Commission.

The FPSC approved the issuance and sale of up to 195,853 shares of common stock for the Plan during 2004 by Order No. PSC-03-1216-FOF-GU, issued on October 27, 2003. Chesapeake now seeks FPSC authorization to issue up to 157,321 new shares of Chesapeake common stock for the purpose of administering Chesapeake's Retirement Savings Plan during 2005.

- (b) On May 19, 1992, the common stock shareholders of Chesapeake voted in favor of adopting the Chesapeake Utilities Corporation Performance Incentive Plan ("PIP"). On May 19, 1998, the common stock shareholders of Chesapeake approved several amendments to the PIP. A copy of the amended PIP agreement has been previously filed with the FPSC as Exhibit C of the Application for Approval of Issuance and Sale of Securities by Chesapeake Utilities Corporation, Docket No. 981213-GU, dated September 23, 1998, and is hereby incorporated by reference.

The purposes of the PIP are (1) to further the long-term growth and earnings of the Company by providing incentives and rewards to those

executive officers and other key employees of the Company and its subsidiaries who are in positions in which they can contribute significantly to the achievement of that growth; (2) to encourage those employees to obtain proprietary interests in the Company and to remain as employees of the Company; and (3) to assist the Company in recruiting able management personnel.

To accomplish these objectives, the PIP authorizes the grant of nonqualified stock options, performance shares of the Company's common stock and stock appreciation rights, or any combination thereof. The PIP, as it was originally adopted by the common stock shareholders of Chesapeake in 1992, provided that over a ten-year period beginning in 1992, any one or more types of awards for up to a total of 200,000 shares of Chesapeake's common stock may be granted. On June 23, 1992, the Delaware Public Service Commission issued Order No. 3425 approving the issuance of up to 200,000 new shares of Chesapeake common stock for the purpose of administering Chesapeake's PIP. Please note that this Order by the Delaware Public Service Commission is "open ended" in the sense that there is no time limit by which the approved securities need to be issued. A copy of this Order has been previously filed with the FPSC as Exhibit J of the Application for Approval of Issuance and Sale of Securities by Chesapeake Utilities Corporation, Docket No. 931112-GU, dated November 17, 1993, and is hereby incorporated by reference.

The amendments to the PIP adopted by the common stock shareholders of Chesapeake on May 19, 1998 changed the terms and provisions of the PIP as follows: (1) the aggregate number of shares of common stock subject to awards was increased from 200,000 shares to 400,000 shares; (2) the term of the PIP was extended for five years through December 31, 2006; and (3) the Board of Directors was granted greater flexibility to amend, modify or terminate the PIP, subject to shareholder approval requirements imposed by applicable law. On July 13, 1999, the Delaware Public Service Commission issued Order No. 5165 approving the issuance of an additional 200,000 new shares of Chesapeake common stock for the purpose of administering the PIP, coinciding with these amendments. Please note that this Order by the Delaware Public Service Commission is "open ended" in the sense that there is no time limit by which the approved securities need to be issued. A copy of this Order has been previously filed with the FPSC as Exhibit C of the Application by Chesapeake Utilities Corporation for authorization to issue common stock, preferred stock and secured and/or unsecured debt and to exceed limitation placed on short-term borrowings in 2000, Docket No. 991631-GU, dated October 20, 1999, and is hereby incorporated by reference.

As of June 30, 2004 Chesapeake had 9,353 shares of treasury stock, which can be reissued from the Performance Incentive Plan to satisfy outstanding awards.

Pursuant to the PIP, Chesapeake has issued 92,767 new shares of common stock as of June 30, 2004. Thus, there remains to be issued 307,233 shares as previously authorized by the Delaware Public Service Commission. The FPSC approved the issuance and sale of up to 327,856 shares of common stock for the PIP during 2004 by Order No. PSC-03-11216-FOF-GU, issued on October 27, 2003. Chesapeake now seeks FPSC authorization to issue up to 307,233 new shares of Chesapeake common stock for the purpose of administering Chesapeake's Performance Incentive Plan during 2005. The 307,233 shares should be adequate to cover any awards granted to executives and other key officers of the Company and its subsidiaries in 2005.

- (c) Chesapeake's Dividend Reinvestment and Stock Purchase Plan ("DRP") was implemented on April 27, 1989. The DRP Administrator currently has the flexibility of purchasing shares of Chesapeake common stock on the open market, using Treasury stock or issuing new common stock. The gradual issuance of new common stock enables Chesapeake to balance the composition of its capital between common stock and long-term debt. As of June 30, 2004, the DRP had 1,295 stockholder participants.

A copy of the DRP as filed on Registration Statement Form S-3 with the Securities and Exchange Commission has been previously filed with the FPSC as Exhibit D of the Application for Approval of Issuance and Sale of Securities by Chesapeake Utilities Corporation, Docket No. 961194-GU, dated October 1, 1996, and is hereby incorporated by

reference. On May 23, 1989, the Delaware Public Service Commission issued Order No. 3071 approving the issuance of up to 200,000 new shares of Chesapeake common stock for the purpose of administering Chesapeake's DRP. Please note that this Order by the Delaware Public Service Commission is "open ended" in the sense that there is no time limit by which the approved securities need to be issued. A copy of this Order has been previously filed with the FPSC as Exhibit J of the Application for Approval of Issuance and Sale of Securities by Chesapeake Utilities Corporation, Docket No. 931112-GU, dated November 17, 1993, and is hereby incorporated by reference. On December 20, 1995, the Delaware Public Service Commission issued Order No. 4097 approving the issuance of an additional 300,000 new shares of Chesapeake common stock for the purpose of administering Chesapeake's DRP. Please note that this Order by the Delaware Public Service Commission is also "open ended" in the sense that there is no time limit by which the approved securities need to be issued. A copy of this Order has been previously filed with the FPSC as Exhibit E of the Application for Approval of Issuance and Sale of Securities by Chesapeake Utilities Corporation, Docket No. 961194-GU, dated October 1, 1996, and is hereby incorporated by reference. Pursuant to the Orders above, Chesapeake has issued 472,343 new shares of common stock as of June 30, 2004. Thus, there remains to be issued 27,657 shares as authorized by the Delaware Public Service Commission. The FPSC

approved the issuance and sale of up to 70,052 shares for the DRP during 2004 by Order No. PSC-03-1216-FOF-GU, issued on October 27, 2003. Chesapeake will shortly file an application with the Delaware Public Service Commission to issue an additional 750,000 shares for the purpose of administering Chesapeake's DRP. Concurrent with the instant application, Chesapeake has applied for approval for the issuance of the additional 750,000 shares in 2004, in FPSC Docket No. 030942-GU.

The Board of Directors of Chesapeake authorized the issuance of 750,000 shares for the DRP on August 5, 2004. In addition, the Board of Directors approved amendments to the Plan that; (a) allow for direct stock purchases by persons who at the times of purchase are not shareholders of the Company; (b) establish the minimum investment amount for direct stock purchases by persons who are not shareholders of the Company; (c) fix the minimum monthly and maximum annual optional cash investment limits for participating shareholders; (d) allow for direct debiting of shareholder-designated bank accounts for purchases; and (e) add a provision to the Plan, whereby the Company, with the prior approval of the Board of Directors or under guidelines adopted by the Board of Directors, could on a case-by-case basis waive the maximum annual optional cash investment limit and accept investments in excess of that amount. Chesapeake now seeks FPSC approval to issue up to 777,657 new shares of Chesapeake common stock for the purpose of administering

Chesapeake's Dividend Reinvestment and Stock Purchase Plan during 2005.

- (d) On April 4, 1989, Chesapeake issued \$5,000,000 in 8.25% Convertible Debentures as part of a public offering. As of June 30, 2004, \$2,755,000 remained outstanding with a conversion price of \$17.01 per share. Hence, the maximum number of shares of common stock that could be issued upon conversion is 161,964. A true and correct copy of the Registration Statement on Form S-2 dated February 16, 1989, as filed with the Securities and Exchange Commission, has been previously filed with the FPSC as Exhibit I of the Application for Approval of Issuance and Sale of Securities by Chesapeake Utilities Corporation, Docket No. 931112-GU, dated November 17, 1993, and is hereby incorporated by reference.

The Debentures had a conversion premium greater than the offering price of the common stock issue, no mandatory sinking fund, and became callable after one year at a premium equal to the interest rate less 1%, declining 1/2% per year thereafter. There is an optional bondholder redemption feature, which allows any debenture holder to present any Debenture for redemption, at par, on the anniversary date of the issue, subject to annual limitations of \$10,000 per debenture holder and \$200,000 in the aggregate. These optional redemption rights began on April 1, 1991. In addition, subject to the annual limitations of \$10,000 per debenture holder and \$200,000 in the aggregate, Chesapeake will

redeem the Debentures of deceased debenture holders within 60 days of notification. Such redemption of estate Debentures shall be made prior to other Debentures.

On February 14, 1989, the Delaware Public Service Commission issued Order No. 3040 approving the issuance of \$5,000,000 in Convertible Debentures and, inherently, their potential conversion into Chesapeake common stock. Please note that this Order by the Delaware Public Service Commission is "open ended" in the sense that there is no time limit by which the approved securities need to be issued. A copy of this Order has been previously filed with the FPSC as Exhibit J of the Application for Approval of Issuance and Sale of Securities by Chesapeake Utilities Corporation, Docket No. 931112-GU, dated November 17, 1993, and is hereby incorporated by reference.

As of June 30, 2004, a cumulative \$1,325,000 of the Convertible Debentures has been converted. The FPSC approved the issuance and sale of up to 186,185 new shares of Chesapeake common stock for the purpose of honoring conversion rights pursuant to the Company's Convertible Debentures during 2004, by Order No.PSC-03-1216-FOF-GU, issued on October 27, 2003. Chesapeake now seeks FPSC authorization to issue up to 161,964 new shares of Chesapeake common stock for the purpose of honoring these conversion rights during 2005.

- (e) Chesapeake is also requesting authority during 2005 to issue up to 30,000 shares of the Company's common stock to satisfy outstanding stock

purchase warrants. In 2000 and 2001, the Company entered into agreements with an investment banking firm to provide consulting services. Under the agreements, the Company issued warrants to the investment banking firm to purchase shares of Chesapeake common stock. On March 31, 2000, the Company issued warrants to the investment banker to purchase 15,000 shares of Company stock at a strike price of \$18.00 per share. On March 31, 2001, the Company issued warrants to the investment banker to purchase another 15,000 shares of Company stock at a strike price of \$18.25 per share. The warrants are exercisable during a seven-year period after the date granted. Upon exercise, the investment banker will surrender each warrant along with payment in full, by cash, check or wire transfer of the purchase price payable, in respect of the number of shares of stock purchased upon such exercise. The Company may satisfy any exercised warrants by issuing new shares, purchasing shares of common stock in the open market, or reissuing out of treasury to the extent available. The Company is in the process of filing an application with the Delaware Public Service Commission for approval of the issuance of stock associated with these stock purchase warrants. The FPSC approved the issuance of 30,000 shares of the Company's common stock to satisfy outstanding stock purchase warrants in 2004 in Order No. PSC-03-1216-FOF-GU, issued on October 27, 2003.

- (f) Chesapeake seeks FPSC authorization to issue during 2004 up to \$40,000,000 in secured and/or unsecured long-term debt with an estimated rate of interest of up to 300 basis points above U.S. Treasury rates (or extrapolated U.S. Treasury rates) with equivalent average life. Proceeds from this debt issuance would be used for general corporate purposes including, but not limited to, working capital, retirement of short-term debt, retirement of long-term debt and capital improvements. The FPSC approved the issuance and sale of \$40,000,000 in secured and/or unsecured long-term debt during 2004 by Order No. PSC-03-1216-FOF-GU, issued on October 27, 2003.
- (g) Chesapeake seeks FPSC authorization to issue during 2005 up to 4,565,825 shares of common stock and \$40,000,000 in secured and/or unsecured long-term debt with an estimated rate of interest of up to 300 basis points above U.S. Treasury rates (or extrapolated U.S. Treasury rates) with equivalent average life. This stock and debt would be used to finance Chesapeake's ongoing acquisition program. Chesapeake expects to continue to search for growth opportunities through acquisitions, which fit its long-range plan to achieve the proper mix of business activities. Financing of acquisitions will depend upon the nature and extent of potential acquisitions as well as current market and economic conditions.
- The FPSC approved the issuance and sale of 5,190,054 shares of common stock and \$40,000,000 in secured and/or unsecured long-term

debt during 2004 by Order No. PSC-03-1216-FOF-GU, issued on October 27, 2003.

- (h) Chesapeake seeks FPSC authorization to issue up to 1,000,000 shares of Chesapeake preferred stock during 2005 for possible acquisitions, financing transactions, and other general corporate purposes, including potential distribution under the Company's Rights Agreement adopted by the Board of Directors on August 20, 1999. The Rights Agreement approved by the Board of Directors is designed to protect the value of the outstanding common stock in the event of an unsolicited attempt by an acquirer to take over the Company in a manner or on terms not approved by the Board of Directors. The Rights Agreement is not intended to prevent a takeover of the Company at a fair price and should not interfere with any merger or business combination approved by the Board of Directors. Copies of the Forms 8-A and 8-K filed with the Securities and Exchange Commission in conjunction with the Rights Agreement have been previously filed with the FPSC as Exhibit C of the Application by Chesapeake Utilities Corporation for Authorization to Issue Common Stock, Preferred Stock and Secured and/or Unsecured Debt and to Exceed Limitation Placed on Short-Term Borrowings in 2000, Docket No. 991631-GU, dated October 20, 1999, and are hereby incorporated by reference.

As of June 30, 2004, zero (0) shares of Chesapeake preferred stock have been issued. The FPSC approved the issuance and sale of up

to 1,000,000 shares of Chesapeake preferred stock for possible acquisitions, financing transactions, and other general corporate purposes, including potential distribution under the Company's Rights Agreement, during 2004 by Order No. PSC-03-1216-FOF-GU, issued on October 27, 2003.

- (i) Chesapeake is also requesting authority during 2005 to enter into agreements for Interest Rate Swap Products on such terms as Chesapeake considers appropriate provided that the notional amount(s) for said Interest Rate Swap Products do (es) not, in the aggregate, exceed the sum of \$30 million. On July 9, 2002, the Delaware Public Service Commission issued Order No. 5989 approving the Company's application for approval of the issuance of certain long-term debt, and acknowledging that the Company was considering entering into, or utilizing Interest Rate Swap Products. By this Order, the Delaware Public Service Commission requested that Chesapeake provide the Commission information on the nature of the derivative product, the length of the transaction, its terms and conditions, and whether such derivative products will likely be cost effective, as soon as the applicable information is available for each derivative transaction. A copy of this Order was filed as Exhibit C of the Application by Chesapeake Utilities Corporation for Authorization to Issue Common Stock, Preferred Stock and Secured and/or Unsecured Debt, and to Enter into Agreements for Interest Rate Swap Products, and to Exceed Limitation Placed on Short-Term Borrowings in 2004, Docket No.

030942-GU, and is hereby incorporated by reference. By Order No. PSC-03-1216-FOF-GU, issued on October 27, 2003, the FPSC approved the Company's request to allow the Company to enter into interest rate swaps during 2004, in an amount, in the aggregate, not to exceed \$30 million.

Lawful objects and purposes:

The common stock, preferred stock and long-term debt authorized for issuance will be used for the purpose of administering Chesapeake's Retirement Savings Plan, Performance Incentive Plan, Dividend Reinvestment and Stock Purchase Plan, conversion of the Company's Convertible Debentures, satisfaction of outstanding stock warrants, financing of the Company's acquisition program and for other corporate purposes including, but not limited to the following: working capital; retirement of short-term debt; retirement of long-term debt; capital improvements; and potential distribution under the Rights Agreement. Chesapeake believes that Interest Rate Swap Products would provide Chesapeake with an additional opportunity to achieve lower cost funding of existing and prospective debt placements, as well as enhanced flexibility to manage the Company's exposure to interest rates as market conditions permit. These are all for lawful objects within the corporate purposes of Chesapeake and compatible with the public interest and are reasonably necessary or appropriate for such purposes.

8. Counsel:

The legality of the common stock, preferred stock and debt issuances will be passed upon by William A. Denman, Esquire, Parkowski & Guerke, 116 West

Water Street, Dover, Delaware 19904, who will rely on Wayne L. Schiefelbein, Esquire, Of Counsel, Rose, Sundstrom & Bentley, LLP, 2548 Blairstone Pines Drive, Tallahassee, Florida 32301, as to matters of Florida law.

9. Other Regulatory Agencies:

Under 26 Del. C Section 215 of the Delaware statutes, Chesapeake is regulated by the Delaware Public Service Commission and, therefore, must file a Prefiling Notice, a Notice, and an Application to obtain approval of the Delaware Commission before issuing new securities which mature more than one (1) year from the date of issuance. In addition, a Notice must be filed if Chesapeake expects to incur short-term indebtedness, which exceeds ten percent of the Company's total capitalization. All necessary applications or registration statements have been or will be made as required and will be made a part of the final consummation report to the FPSC as required by Rule 25-8.009, Florida Administrative Code.

The address of the Delaware Commission is as follows:

Delaware Public Service Commission
861 Silver Lake Boulevard
Cannon Building
Dover, Delaware 19904
Attention: Bruce H. Burcat, Executive Director

10. Control or ownership:

Applicant is not owned by any other company nor is Applicant a member of any holding company system

11. Exhibits:

The following exhibits submitted with Applicant's Applications in Docket Nos. 030942-GU, 991631-GU, 981213-GU, 961194-GU and 931112-GU, respectively, are incorporated in the instant Application by reference:

Docket No. 030942-GU

Exhibit C: **Delaware Public Service Commission Order No. 5989.**

Docket No. 991631-GU

Exhibit C: Delaware Public Service Commission Order No. 5165 dated July 13, 1999 for the Issuance of Common Stock pursuant to Chesapeake Utilities Corporation Retirement Savings Plan (100,000 shares) and Chesapeake Utilities Corporation Performance Incentive Plan (200,000 shares).

Exhibit D: Securities and Exchange Commission Form 8-A For Registration of Certain Classes of Securities Pursuant to Section 12(B) or 12 (G) of the Securities Exchange Act of 1934 Securities and Exchange Commission Form 8-K Current Report

Docket No. 981213-GU (as amended on June 25, 1999)

Exhibit A: **Chesapeake Utilities Corporation Retirement Savings Plan-Plan Document.**

Exhibit B: Chesapeake Utilities Corporation Retirement Savings Plan-Adoption Agreement.

Docket No. 981213-GU

Exhibit C: **Chesapeake Utilities Corporation Amended Performance Incentive Plan.**

Docket No. 961194-GU

Exhibit D: **Chesapeake Utilities Corporation Dividend Reinvestment and Stock Purchase Plan as filed with the Securities and Exchange Commission on Registration Statement Form S-3 dated December 1, 1995.**

Exhibit E: Delaware Public Service Commission Order No. 4097 dated December 20, 1995, for the issuance of 300,000 shares pursuant to Chesapeake Utilities Corporation's Dividend Reinvestment and Stock Purchase Plan.

Docket No. 931112-GU

Exhibit I: Chesapeake Utilities Corporation Public Offering of Common Stock and Convertible Debentures as filed with the Securities and Exchange Commission on Registration Statement Form S-2 dated February 16, 1989.

Exhibit J: Orders of the Delaware Public Service Commission Authorizing the Issuance of Common Stock.

Filed herewith:

Exhibit A: Exhibit A consists of the following attachments:

A(1) Chesapeake Utilities Corporation Annual Report on Form 10-K for the year ended December 31, 2003.

A(2) Chesapeake Utilities Corporation Quarterly Report on Form 10-Q for the quarter ended June 30, 2004.

Exhibit B: Sources and Uses of Funds Statement and Construction Budget.

12. Constitutionality of Statute:

Chesapeake has taken the position that the statutory requirement of FPSC approval of the issuance and sale of securities by a public utility, under Section 366.04 (1), Florida Statutes, as applied to Chesapeake, a Delaware corporation engaged in interstate commerce, is unconstitutional, in that it creates an unreasonable burden on interstate commerce. Support for this position is set out in Chesapeake's Petition for declaratory statement disclaiming jurisdiction, as filed in FPSC Docket No. 930705-GU.

By FPSC Order No. PSC-93-1548-FOF-GU, issued on October 21, 1993, the FPSC denied the Petition for declaratory statement, while approving the alternative Application for approval of the issuance of up to 100,000 new shares of common stock for the purpose of administering a Retirement Savings Plan. The FPSC found that "the facial constitutionality of a statute cannot be decided in an administrative proceeding," and that since the stock issuance was approved, "the question of constitutionality appears to be academic at this time."

Chesapeake continues to maintain that the assertion of jurisdiction by the FPSC over its securities unconstitutionally burdens interstate commerce, particularly where the Public Service Commission of the State of Delaware has approved their issuance and sale, and/or where the securities do not create a lien or encumbrance on assets of Chesapeake's public utility operations in the State of Florida.

Florida law provides for severe penalties for any willful violation of a statute administered by the FPSC or any of its rules or orders. Secs. 350.127 (1) and 366.095, Florida Statutes. Accordingly, Chesapeake believes it must submit to FPSC jurisdiction over its securities if it is to avoid assessment of such penalties and to otherwise remain in good standing before the FPSC. It therefore files the instant Application, under protest, and without waiver of its position regarding the unconstitutionality of the statute.

PRAYER FOR RELIEF

Based on the foregoing, Chesapeake Utilities Corporation requests that the FPSC issue an Order authorizing it in 2005 to issue up to 6,000,000 shares of common stock, up to 1,000,000 shares of preferred stock, and up to \$80,000,000 of secured and/or unsecured debt, and authorizing it to enter into agreements for Interest Rate Swap Products and to exceed the limitation placed on short-term borrowings by Section 366.04, Florida Statutes, so as to issue up to \$40,000,000 in short-term obligations.

Respectfully submitted,

Date:

10/29/04




Wayne L. Schiefelbein
Of Counsel
Rose, Sundstrom & Bentley, LLP
2548 Blairstone Pines Drive
Tallahassee, Florida 32301
(850) 877-6555
(850) 656-4029 (Fax)

Attorneys for
Chesapeake Utilities Corporation

STATE OF DELAWARE *
*
COUNTY OF KENT * SS

BE IT REMEMBERED that on this 27th day of October, 2004, personally appeared before me, a Notary Public for the State of Delaware, Michael P. McMasters, who being by me duly sworn, did depose and say that he is Vice President and CFO of Chesapeake Utilities Corporation, a Delaware corporation, and that insofar as the Application of Chesapeake Utilities Corporation states facts, and insofar as those facts are within his personal knowledge, they are true; and insofar as those facts that are not within his personal knowledge, he believes them to be true, and that the exhibits accompanying this Application and attached hereto are true and correct copies of the originals of the aforesaid exhibits, and that he has executed this Application on behalf of the Company and pursuant to the authorization of its Board of Directors.



Michael P. McMasters
Vice President & CFO

SWORN TO AND SUBSCRIBED before me the day and year first above written.



Notary Public
My Commission Expires: 2/19/08

EXHIBIT A

- A(1) Chesapeake Utilities Corporation Annual Report on Form 10-K for the year ended December 31, 2003.
- A(2) Chesapeake Utilities Corporation Quarterly Report on Form 10-Q for the quarter ended June 30, 2004.

SECURITIES AND EXCHANGE COMMISSION
Washington, D.C. 20549

FORM 10-K

ANNUAL REPORT PURSUANT TO SECTION 13 OR 15(d) OF
THE SECURITIES EXCHANGE ACT OF 1934

For the Fiscal Year Ended: December 31, 2003 Commission File Number: 001-11590

CHESAPEAKE UTILITIES CORPORATION

(Exact name of registrant as specified in its charter)

State of Delaware
(State or other jurisdiction of
incorporation or organization)

51-0064146
(I.R.S. Employer
Identification No.)

909 Silver Lake Boulevard, Dover, Delaware 19904
(Address of principal executive offices, including zip code)

302-734-6799
(Registrant's telephone number, including area code)

Securities registered pursuant to Section 12(b) of the Act:

<u>Title of each class</u>	<u>Name of each exchange on which registered</u>
Common Stock - par value per share \$.4867	New York Stock Exchange, Inc.

Securities registered pursuant to Section 12(g) of the Act:

8.25% Convertible Debentures Due 2014
(Title of class)

Indicate by check mark whether the registrant (1) has filed all reports required to be filed by Section 13 or 15 (d) of the Securities Exchange Act of 1934 during the preceding 12 months (or for such shorter period that the registrant was required to file such reports), and (2) has been subject to such filing requirements for the past 90 days. Yes [X].
No [] .

Indicate by check mark if disclosure of delinquent filers pursuant to Item 405 of Regulation S-K is not contained herein, and will not be contained, to the best of registrant's knowledge, in definitive proxy or information statements incorporated by reference in Part III of this Form 10-K or any amendments to this Form 10-K. []

Indicate by checkmark whether the registrant is an accelerated filer (as defined by Exchange Act Rule 12b-2). Yes [X].
No [] .

As of March 10, 2004, 5,706,022 shares of common stock were outstanding. The aggregate market value of the common shares held by non-affiliates of Chesapeake Utilities Corporation as of June 28, 2003, the last business day of its most recently completed second fiscal quarter, based on the last trade price on that date, as reported by the New York Stock Exchange, was approximately \$122 million.

DOCUMENTS INCORPORATED BY REFERENCE

Portions of the Proxy Statement for the 2004 Annual Meeting of Stockholders are incorporated by reference in Part III.

CHESAPEAKE UTILITIES CORPORATION
FORM 10-K

YEAR ENDED DECEMBER 31, 2003

TABLE OF CONTENTS

	<u>Page</u>
PART I	1
<i>Item 1. Business</i>	<i>1</i>
<i>Item 2. Properties</i>	<i>9</i>
<i>Item 3. Legal Proceedings</i>	<i>10</i>
<i>Item 4. Submission of Matters to a Vote of Security Holders</i>	<i>11</i>
PART II	12
<i>Item 5. Market for the Registrant's Common Stock and Related Security Holder Matters</i>	<i>12</i>
<i>Item 6. Selected Financial Data</i>	<i>14</i>
<i>Item 7. Management's Discussion and Analysis of Financial Condition and Results of Operations</i>	<i>18</i>
<i>Item 7a. Quantitative and Qualitative Disclosures About Market Risk</i>	<i>35</i>
<i>Item 8. Financial Statements and Supplemental Data</i>	<i>35</i>
<i>Item 9. Changes In and Disagreements With Accountants on Accounting and Financial Disclosure</i>	<i>62</i>
<i>Item 9A. Controls and Procedures</i>	<i>62</i>
PART III	62
<i>Item 10. Directors and Executive Officers of the Registrant</i>	<i>62</i>
<i>Item 11. Executive Compensation</i>	<i>63</i>
<i>Item 12. Security Ownership of Certain Beneficial Owners and Management</i>	<i>63</i>
<i>Item 13. Certain Relationships and Related Transactions</i>	<i>63</i>
<i>Item 14. Principal Accounting Fees and Services</i>	<i>63</i>
PART IV	64
<i>Item 15. Financial Statements, Financial Statement Schedules, Exhibits and Reports on Form 8-K</i>	<i>64</i>
SIGNATURES	67

PART I

ITEM 1. BUSINESS

Chesapeake Utilities Corporation (“Chesapeake” or “the Company”) has made statements in this Form 10-K that are considered to be forward-looking statements. These statements are not matters of historical fact. Sometimes they contain words such as “believes,” “expects,” “intends,” “plans,” “will,” or “may,” and other similar words of a predictive nature. These statements relate to matters such as customer growth, changes in revenues or margins, capital expenditures, environmental remediation costs, regulatory approvals, market risks associated with the Company’s propane operations, the competitive position of the Company and other matters. It is important to understand that these forward-looking statements are not guarantees, but are subject to certain risks and uncertainties and other important factors that could cause actual results to differ materially from those in the forward-looking statements. See Item 7 under the heading “Management’s Discussion and Analysis — Cautionary Statement.”

As a public company, Chesapeake files annual, quarterly and other reports, as well as its annual proxy statement and other information, with the Securities and Exchange Commission (“the SEC”). Chesapeake makes available, free of charge, on its Internet website its Annual Report on Form 10-K, Quarterly Reports on Form 10-Q, Current Reports on Form 8-K and amendments to those reports, as soon as reasonably practicable after such reports are electronically filed with or furnished to the SEC. The address of Chesapeake’s internet website is www.chpk.com. The content of this website is not part of this report.

Chesapeake has a Business Code of Ethics and Conduct applicable to all employees, officers and directors and a Code of Ethics for Financial Officers. Copies of the Business Code of Ethics and Conduct and the Financial Officer Code of Ethics are available on our internet website. Chesapeake also adopted Corporate Governance Guidelines and Charters for the Audit Committee, Compensation Committee, and Governance Committee of the Board of Directors, each of which satisfies the regulatory requirements established by the Securities and Exchange Commission and the New York Stock Exchange. Each of these documents also is available on Chesapeake’s internet website or may be obtained by writing to: Corporate Secretary; c/o Chesapeake Utilities Corporation; 909 Silver Lake Blvd.; Dover, DE 19904.

If Chesapeake makes any amendment to, or grants a waiver of, any provision of the Business Code of Ethics and Conduct or the Financial Officer Code of Ethics applicable to its principal executive officer, principal financial officer, principal accounting officer or controller, the amendment or waiver will be disclosed within five business days on the internet website.

(a) General Development of Business

Chesapeake is a diversified utility company engaged directly or through subsidiaries in natural gas distribution and transmission, propane distribution and wholesale marketing, advanced information services, and other related businesses.

Chesapeake’s three natural gas distribution divisions serve approximately 47,600 residential, commercial and industrial customers in central and southern Delaware, Maryland’s Eastern Shore and parts of Florida. The Company’s natural gas transmission subsidiary, Eastern Shore Natural Gas Company (“Eastern Shore”), operates a 304-mile interstate pipeline system that transports gas from various points in Pennsylvania to the Company’s Delaware and Maryland distribution divisions, as well as to other utilities and industrial customers in southern Pennsylvania, Delaware and on the Eastern Shore of Maryland. The Company’s propane distribution operation serves approximately 34,900 customers in central and southern Delaware, the Eastern Shore of both Maryland and Virginia and parts of Florida. The advanced information services segment provides domestic and international clients with information technology related business services and solutions for both enterprise and e-business applications.

During 2003, Chesapeake decided to exit the water services business and sold the assets of six of the seven dealerships. Chesapeake expects to sell the remaining water dealership during 2004.

(b) Financial Information about Industry Segments

Financial information by business segment is included in Item 7 under the heading “Notes to Consolidated Financial Statements — Note D.”

(c) Narrative Description of Business

The Company is engaged in three primary business activities: natural gas distribution and transmission, propane distribution and wholesale marketing and advanced information services. In addition to the primary groups, Chesapeake has subsidiaries in other related businesses.

(i) (a) Natural Gas Distribution and Transmission

General

Chesapeake distributes natural gas to residential, commercial and industrial customers in central and southern Delaware, the Salisbury and Cambridge, Maryland areas on Maryland’s Eastern Shore and parts of Florida. These activities are conducted through three utility divisions, one division in Delaware, another in Maryland and a third division in Florida. The Company also offers natural gas supply and supply management services in the state of Florida under the name of Peninsula Energy Services Company (“PESCO”).

Delaware and Maryland. Chesapeake’s Delaware and Maryland utility divisions serve an average of approximately 36,400 customers, of which approximately 36,200 are residential and commercial customers purchasing gas primarily for heating purposes. The remainder are industrial customers. For the year 2003, residential and commercial customers accounted for approximately 64% of the volume delivered by the divisions and 70% of the divisions’ revenue. The divisions’ industrial customers purchase gas, primarily on an interruptible basis, for a variety of manufacturing, agricultural and other uses. Most of Chesapeake’s customer growth in these divisions comes from new residential construction using gas-heating equipment.

Florida. The Florida division distributes natural gas to approximately 11,100 residential and commercial and 90 industrial customers in Polk, Osceola, Hillsborough, Gadsden, Gilchrist, Union, Holmes, Jackson, Desoto, Suwannee and Citrus Counties. Currently the 90 industrial customers, which purchase and transport gas on a firm basis, account for approximately 97% of the volume delivered by the Florida division and 64% of the revenues. These customers are primarily engaged in the citrus and phosphate industries and in electric cogeneration. The Company’s Florida division, through PESCO, provides natural gas supply management services to 250 customers.

Eastern Shore. The Company’s wholly owned transmission subsidiary, Eastern Shore, owns and operates an interstate natural gas pipeline and provides open access transportation services for affiliated and non-affiliated companies through an integrated gas pipeline extending from southeastern Pennsylvania through Delaware to its terminus on the Eastern Shore of Maryland. Eastern Shore also provides swing transportation service and contract storage services. Eastern Shore’s rates and services are subject to regulation by the Federal Energy Regulatory Commission (“FERC”).

Adequacy of Resources

General. The Delaware and Maryland divisions have both firm and interruptible contracts with four interstate “open access” pipelines including Eastern Shore. The divisions are directly interconnected with Eastern Shore and services upstream of Eastern Shore are contracted with Transcontinental Gas Pipeline Corporation (“Transco”), Columbia Gas Transmission Corporation (“Columbia”) and Columbia Gulf Transmission Company (“Gulf”). The divisions use their firm transportation supply resources to meet a significant percentage of their projected demand requirements. In order to meet the difference between firm supply and firm demand, the divisions purchase natural gas supply on the spot market from various suppliers. This gas is transported by the upstream pipelines and delivered to the divisions’ interconnects with Eastern Shore. The divisions also have the capability to use propane-air peak-shaving to supplement or displace the spot market purchases. The Company believes that the availability of gas supply and

transportation to the Delaware and Maryland divisions is adequate under existing arrangements to meet the anticipated needs of their customers.

Delaware. The Delaware division's contracts with Transco include: (a) firm transportation capacity of 9,029 dekatherms ("Dt") per day, which expires in 2005; (b) firm transportation capacity of 311 Dt per day for December through February, expiring in 2006; (c) firm transportation capacity of 174 Dt per day, which expires in 2004; and (d) firm storage service, providing a total capacity of 142,830 Dt, with provisions to continue from year to year, subject to six (6) months notice for termination.

The Delaware division's contracts with Columbia include: (a) firm transportation capacity of 852 Dt per day, which expires in 2014; (b) firm transportation capacity of 1,132 Dt per day, which expires in 2017; (c) firm transportation capacity of 549 Dt per day, which expires in 2018; (d) firm transportation capacity of 899 per day, which expires in 2019; (e) firm storage service providing a peak day entitlement of 6,193 Dt and a total capacity of 298,195 Dt, which expires in 2014; (f) firm storage service, providing a peak day entitlement of 635 Dt and a total capacity of 57,139 Dt, which expires in 2017; (g) firm storage service providing a peak day entitlement of 583 Dt and a total capacity of 52,460 Dt, which expires in 2018; and (h) firm storage service providing a peak day entitlement of 583 Dt and a total capacity of 52,460 Dt, which expires in 2019. Delaware's contracts with Columbia for storage-related transportation provide quantities that are equivalent to the peak day entitlement for the period of October through March and are equivalent to fifty percent (50%) of the peak day entitlement for the period of April through September. The terms of the storage-related transportation contracts mirror the storage services that they support.

The Delaware division's contract with Gulf, which expires in 2004, provides firm transportation capacity of 868 Dt per day for the period November through March and 798 Dt per day for the period April through October.

The Delaware division's contracts with Eastern Shore include: (a) firm transportation capacity of 34,587 Dt per day for the period December through February, 33,365 Dt per day for the months of November, March and April, and 24,289 Dt per day for the period May through October, with various expiration dates ranging from 2004 to 2017; (b) firm storage capacity providing a peak day entitlement of 2,655 Dt and a total capacity of 131,370 Dt, which expires in 2013; (c) firm storage capacity providing a peak day entitlement of 580 Dt and a total capacity of 29,000 Dt, which expires in 2013; (d) firm storage capacity providing a peak day entitlement of 911 Dt and a total capacity of 5,708 Dt, which expires in 2006; and (e) firm storage capacity providing a peak day entitlement of 230 Dt and a total capacity of 11,700 Dt, which expires in 2004. The Delaware division's firm transportation contracts with Eastern Shore also include Eastern Shore's provision of swing transportation service. This service includes: (a) firm transportation capacity of 1,846 Dt per day on Transco's pipeline system, retained by Eastern Shore, in addition to the Delaware division's Transco capacity referenced earlier and (b) an interruptible storage service that supports a swing supply service provided by Transco.

The Delaware division currently has contracts for the purchase of firm natural gas supply with several suppliers. These supply contracts provide the availability of a maximum firm daily entitlement of 21,700 Dt and the supplies are transported by Transco, Columbia, Gulf and Eastern Shore under firm transportation contracts. The gas purchase contracts have various expiration dates and daily quantities may vary from day to day and month to month.

Maryland. The Maryland division's contracts with Transco include: (a) firm transportation capacity of 4,738 Dt per day, which expires in 2005; (b) firm transportation capacity of 155 Dt per day for December through February, expiring in 2006; and (c) firm storage service providing a total capacity of 33,120 Dt, with provisions to continue from year to year, subject to six months notice for termination.

The Maryland division's contracts with Columbia include: (a) firm transportation capacity of 442 Dt per day, which expires in 2014; (b) firm transportation capacity of 908 Dt per day, which expires in 2017; (c) firm transportation capacity of 350 Dt per day, which expires in 2018; (d) firm storage service providing a peak day entitlement of 3,142 Dt and a total capacity of 154,756 Dt, which expires in 2014; and (e) firm storage service providing a peak day

entitlement of 521 Dt and a total capacity of 46,881 Dt, which expires in 2017. The Maryland division's contracts with Columbia for storage-related transportation provide quantities that are equivalent to the peak day entitlement for the period October through March and are equivalent to fifty percent (50%) of the peak day entitlement for the period April through September. The terms of the storage-related transportation contracts mirror the storage services that they support.

The Maryland division's contract with Gulf, which expires in 2004, provides firm transportation capacity of 590 Dt per day for the period November through March and 543 Dt per day for the period April through October.

The Maryland division's contracts with Eastern Shore include: (a) firm transportation capacity of 13,678 Dt per day for the period December through February, 12,954 Dt per day for the months of November, March and April, and 8,393 Dt per day for the period May through October, with various expiration dates ranging from 2004 to 2013; (b) firm storage capacity providing a peak day entitlement of 1,428 Dt and a total capacity of 70,665 Dt, which expires in 2013; (c) firm storage capacity providing a peak day entitlement of 309 Dt and a total capacity of 15,500 Dt, which expires in 2013; and (d) firm storage capacity providing a peak day entitlement of 569 Dt and a total capacity of 3,560 Dt, which expires in 2006. The Maryland division's firm transportation contracts with Eastern Shore also include Eastern Shore's provision of swing transportation service. This service includes: (a) firm transportation capacity of 969 Dt per day on Transco's pipeline system, retained by Eastern Shore, in addition to the Maryland division's Transco capacity referenced earlier and (b) an interruptible storage service that supports a swing supply service provided by Transco.

The Maryland division currently has contracts for the purchase of firm natural gas supply with several suppliers. These supply contracts provide the availability of a maximum firm daily entitlement of 7,600 Dt and the supplies are transported by Transco, Columbia, Gulf and Eastern Shore under the Maryland division's transportation contracts. The gas purchase contracts have various expiration dates and daily quantities may vary from day to day and month to month.

Florida. The Florida division receives transportation service from Florida Gas Transmission Company ("FGT"), a major interstate pipeline. Chesapeake has contracts with FGT for: (a) daily firm transportation capacity of 27,579 Dt in November through April; 21,200 Dt in May through September, and 27,416 Dt in October, which expires in 2010; and (b) daily firm transportation capacity of 1,000 Dt daily, which expires in 2015.

The Florida division also began receiving transportation service from Gulfstream Natural Gas System ("Gulfstream"), beginning in June 2002. Chesapeake has a contract with Gulfstream for daily firm transportation capacity of 10,000 Dt daily. The contract with Gulfstream expires May 31, 2022.

Eastern Shore. Eastern Shore has 2,888 thousand cubic feet ("Mcf") of firm transportation capacity under contract with Transco, which expires in 2005. Eastern Shore also has contracts with Transco for: (a) 5,406 Mcf of firm peak day entitlements and total storage capacity of 267,981 Mcf, which expires in 2013; and (b) 1,640 Mcf of firm peak day entitlements and total storage capacity of 10,283 Mcf, which expires in 2006.

Eastern Shore also has firm storage service and firm storage transportation capacity under contract with Columbia. These contracts, which expire in 2004, provide for 1,073 Mcf of firm peak day entitlement and total storage capacity of 53,738 Mcf.

Eastern Shore has retained the firm transportation capacity and firm storage services described above in order to provide swing transportation service and storage service to those customers that requested such service.

Competition

See discussion on competition in Item 7 under the heading "Management's Discussion and Analysis — Competition."

Rates and Regulation

General. Chesapeake's natural gas distribution divisions are subject to regulation by the Delaware, Maryland and Florida Public Service Commissions with respect to various aspects of the Company's business, including the rates for sales to all customers in each respective jurisdiction. All of Chesapeake's firm distribution rates are subject to purchased gas adjustment clauses, which match revenues with gas costs and normally allow eventual full recovery of gas costs. Adjustments under these clauses require periodic filings and hearings with the relevant regulatory authority, but do not require a general rate proceeding.

Eastern Shore is subject to regulation by the FERC as an interstate pipeline. The FERC regulates the provision of service, terms and conditions of service, and the rates Eastern Shore can charge for its transportation and storage services. In addition, the FERC regulates the rates Eastern Shore is charged for transportation and transmission line capacity and services provided by Transco and Columbia.

Management monitors the achieved rate of return in each jurisdiction in order to ensure the timely filing of rate adjustment applications.

Regulatory Proceedings

Delaware. On August 2, 2001, the Delaware division filed a general rate increase application. Interim rates, subject to refund went into effect on October 1, 2001. The Delaware Public Service Commission approved a settlement agreement for Phase I of the Rate Increase Application in April 2002. Phase I resulted in an increase in rates of approximately \$380,000 per year. The Delaware Public Service Commission approved a settlement agreement among the Company, the Commission staff and the Division of the Public Advocate for Phase II of the Rate Increase Application in November 2002. Phase II resulted in an additional increase in rates of approximately \$90,000 per year. Phase II also reduced the Company's sensitivity to warmer than normal weather by changing the minimum customer charge and the margin sharing arrangement for interruptible sales, off system sales and capacity release income.

Florida. On November 19, 2001, the Florida division filed a petition with the Florida Public Service Commission for approval of certain transportation cost recovery rates. The Florida Public Service Commission approved the rates on January 24, 2002, which provide for the recovery, over a two-year period, of the Florida division's actual and projected non-recurring expenses incurred in the implementation of the transportation provisions of the tariff as approved in a November 2000 rate case. The Florida division filed a petition on February 4, 2004, to dispose of a minor under-recovery of the actual expenses incurred to implement the tariff provisions.

On November 5, 2002, the Florida Public Service Commission authorized a pilot program under which the Florida division converted all remaining sales customers to transportation service and exited the gas merchant function. Implementation of Phase One of the Transitional Transportation Service ("TTS") program was completed in November 2002, and the Florida division is now actively providing the administrative services as approved by the FPSC.

On July 15, 2003, the FPSC approved a rate restructuring proposed by the Florida Division. The restructuring created three new low volume rate classes, with customer charge levels that ensure that all customers receive benefits from the TTS program.

On January 4, 2004, the Florida Public Service Commission authorized the Florida division to refund the remaining balance in its over-recovered purchased gas costs account, totaling \$246,000, as a final step in its exit of the gas merchant function.

Eastern Shore. On October 31, 2001, Eastern Shore filed a rate change with the FERC pursuant to the requirements of the Stipulation and Agreement dated August 1, 1997. Following settlement conferences held in May 2002, the

parties reached a settlement in principle on or about May 23, 2002, to resolve all issues related to its rate case. The Offer of Settlement and the Stipulation and Agreement were finalized and filed with the FERC on August 2, 2002. The agreement provided for a reduction in rates of approximately \$456,000 on an annual basis. On October 10, 2002, the FERC issued an Order approving the Offer of Settlement and the Stipulation and Agreement. Settlement rates went into effect on December 1, 2002.

On January 25, 2002, Eastern Shore filed an application before the FERC requesting authorization for the following: (1) Segment 1 – construction and operation of 1.5 miles of 16-inch mainline looping in Pennsylvania on Eastern Shore’s existing right-of-way; and (2) Segment 2 – construction and operation of 1.0 mile of 16-inch mainline looping in Maryland and Delaware on, or adjacent to, Eastern Shore’s existing right-of-way. The purpose of the construction was to enable Eastern Shore to provide 4,500 Dt of additional daily firm capacity on Eastern Shore’s system. The expansion was completed and placed into service during the fourth quarter of 2002.

On April 1, 2003, Eastern Shore filed an application before the FERC requesting authorization for the following: (1) Phase I – upgrade of Parkesburg M & R Station; (2) Phase II – construct and operate 2.7 miles of 16-inch mainline looping in Pennsylvania; and (3) Phase III – construct and operate 3.0 miles of 16-inch mainline looping and a pressure control station in Delaware. The purpose of this construction is to enable Eastern Shore to provide additional daily firm transportation capacity of 15,100 Dt on Eastern Shore’s system. Such increased capacity is to be phased in over a three-year period commencing November 1, 2003. Phase I of this expansion was completed and placed into service on November 1, 2003.

During October 2002, Eastern Shore filed for recovery of gas supply realignment costs associated with the implementation of FERC Order No. 636. The costs totaled \$196,000 (including interest). At that time, the FERC would not review Eastern Shore’s filing, because the FERC wished to settle a related matter with another transmission company first. The other transmission company submitted a filing on December 5, 2003. The FERC has not yet acted on the filing. Eastern Shore will resubmit its transition cost recovery filing immediately upon learning of the FERC’s approval.

On December 16, 2003, Eastern Shore filed with the FERC revised tariff sheets to implement revisions to its Fuel Retention and Cash Out provisions. These will be effective January 15, 2004. The proposed tariff revisions permit Eastern Shore to incorporate its Deferred Gas Required for Operations amounts into the calculation of its annual Fuel Retention percentage adjustment and to implement a surcharge, effective July 1 of each year, to recover cash-out amounts. The FERC accepted Eastern Shore’s revised tariff sheets on January 15, 2004, subject to certain revisions to clarify the tariff sheets. On January 30, 2004, Eastern Shore submitted the revised tariff sheets.

(i) (b) Propane Distribution and Wholesale Marketing
General

Chesapeake’s propane distribution group consists of (1) Sharp Energy, Inc. (“Sharp Energy”), a wholly owned subsidiary of Chesapeake, (2) Sharpgas, Inc. (“Sharpgas”), a wholly owned subsidiary of Sharp Energy, and (3) Tri-County Gas Company, Inc. (“Tri-County”), a wholly owned subsidiary of Chesapeake. The propane wholesale marketing group consists of Xeron, Inc. (“Xeron”), a wholly owned subsidiary of Chesapeake.

Propane is a form of liquefied petroleum gas, which is typically extracted from natural gas or separated during the crude oil refining process. Although propane is a gas at normal pressure, it is easily compressed into liquid form for storage and transportation. Propane is a clean-burning fuel, gaining increased recognition for its environmental superiority, safety, efficiency, transportability and ease of use relative to alternative forms of energy. Propane is sold primarily in suburban and rural areas, which are not served by natural gas pipelines. Demand is typically much higher in the winter months and is significantly affected by seasonal variations, particularly the relative severity of winter temperatures, because of its use in residential and commercial heating.

The Company's propane distribution operations served approximately 34,900 propane customers on the Delmarva Peninsula and in Florida and delivered approximately 24 million retail and wholesale gallons of propane during 2003.

In May 1998, Chesapeake acquired Xeron, a natural gas liquids trading company located in Houston, Texas. Xeron markets propane to large independent and petrochemical companies, resellers and southeastern retail propane companies in the United States. Additional information on Xeron's trading and wholesale marketing activities, market risks and the controls that limit and monitor the risks are included in Item 7 under the heading "Management's Discussion and Analysis — Market Risk."

The propane distribution business is affected by many factors such as seasonality, the absence of price regulation and competition among local providers. The propane wholesale marketing business is affected by wholesale price volatility and the supply and demand for propane at a wholesale level.

Adequacy of Resources

The Company's propane distribution operations purchase propane primarily from suppliers, including major domestic oil companies and independent producers of gas liquids and oil. Supplies of propane from these and other sources are readily available for purchase by the Company. Supply contracts generally include minimum (not subject to take-or-pay premiums) and maximum purchase provisions.

The Company's propane distribution operations use trucks and railroad cars to transport propane from refineries, natural gas processing plants or pipeline terminals to the Company's bulk storage facilities. From these facilities, propane is delivered in portable cylinders or by "bobtail" trucks, owned and operated by the Company, to tanks located at the customer's premises.

Xeron does not own physical storage facilities or equipment to transport propane; however, it contracts for storage and pipeline capacity to facilitate the sale of propane on a wholesale basis.

Competition

See discussion on competition in Item 7 under the heading "Management's Discussion and Analysis — Competition."

Rates and Regulation

The Company's propane distribution and wholesale marketing activities are not subject to any federal or state pricing regulation. Transport operations are subject to regulations concerning the transportation of hazardous materials promulgated under the Federal Motor Carrier Safety Act, which is administered by the United States Department of Transportation and enforced by the various states in which such operations take place. Propane distribution operations are also subject to state safety regulations relating to "hook-up" and placement of propane tanks.

The Company's propane operations are subject to all operating hazards normally associated with the handling, storage and transportation of combustible liquids, such as the risk of personal injury and property damage caused by fire. The Company carries general liability insurance in the amount of \$35 million, but there is no assurance that such insurance will be adequate.

(i) (c) Advanced Information Services

General

Chesapeake's advanced information services segment consists of BravePoint, Inc. ("BravePoint"), a wholly owned subsidiary of the Company. The Company changed its name from United Systems, Inc. in 2001 to reflect a change in service offerings.

BravePoint, headquartered in Norcross, Georgia, provides domestic and international clients with information technology related business services and solutions for both enterprise and e-business applications.

Competition

See discussion on competition in Item 7 under the heading “Management’s Discussion and Analysis — Competition.”

(i) (d) Other Subsidiaries

Skipjack, Inc. (“Skipjack”), Eastern Shore Real Estate, Inc. and Chesapeake Investment Company are wholly owned subsidiaries of Chesapeake Service Company. Skipjack and Eastern Shore Real Estate, Inc. own and lease office buildings in Delaware and Maryland to affiliates of Chesapeake. Chesapeake Investment Company is a Delaware affiliated investment company.

Chesapeake conducted its water conditioning and treatment and bottled water services business through separate subsidiaries. The assets of all of the water businesses except for Sharp Water of Florida, Inc were sold in 2003 and the subsidiaries are now inactive.

(ii) Seasonal Nature of Business

Revenues from the Company’s residential and commercial natural gas sales and from its propane distribution activities are affected by seasonal variations, since the majority of these sales are to customers using the fuels for heating purposes. Revenues from these customers are accordingly affected by the mildness or severity of the heating season.

(iii) Capital Budget

A discussion of capital expenditures by business segment is included in Item 7 under the heading “Management Discussion and Analysis — Liquidity and Capital Resources.”

(iv) Employees

As of December 31, 2003, Chesapeake had 452 employees, including 197 in natural gas, 140 in propane, 71 in advanced information services and 13 in water services. The remaining 31 employees are considered general and administrative and include officers of the Company, treasury, accounting, information technology, human resources and other administrative personnel.

(v) Executive Officers of the Registrant

Information pertaining to the executive officers of the Company is as follows:

John R. Schimkaitis (age 56) Mr. Schimkaitis has served as the Chief Executive Officer of Chesapeake since 1999, and as President since 1997. Mr. Schimkaitis has been employed by Chesapeake since 1984. His positions with the Company prior to 1997 included Executive Vice President and Chief Operating Officer, Senior Vice President and Chief Financial Officer, Vice President, Treasurer, Assistant Treasurer and Assistant Secretary of Chesapeake. He has been a director since 1996.

Michael P. McMasters (age 45) Mr. McMasters has served as Vice President and Chief Financial Officer of Chesapeake since 1996. Mr. McMasters resumed his employment with Chesapeake in 1994. He previously served as Treasurer, Vice President of Eastern Shore, Director of Accounting and Rates and Controller. Prior to rejoining Chesapeake, Mr. McMasters was employed as Director of Operations Planning for Equitable Gas Company.

Stephen C. Thompson (age 43) Mr. Thompson has served as Vice President of the Natural Gas Operations as well as Vice President of Chesapeake Utilities Corporation since 1997. Mr. Thompson has been employed by Chesapeake since 1983. His positions with the Company prior to 1997 included President, Vice President, Director of Gas

Supply and Marketing, Superintendent of Eastern Shore and Regional Manager for the Florida Distribution Operations.

William C. Boyles (age 46) Mr. Boyles has served as Vice President of Chesapeake since 1997 and as Corporate Secretary of Chesapeake since 1998. Mr. Boyles has been employed by Chesapeake since 1988. He previously served as Director of Administrative Services, Director of Accounting and Finance, Treasurer, Assistant Treasurer and Treasury Department Manager. Prior to joining Chesapeake, he was employed as a Manager of Financial Analysis at Equitable Bank of Delaware and Group Controller at Irving Trust Company of New York.

S. Robert Zola (age 52) Mr. Zola has served as President of Sharp Energy since he began his employment with Chesapeake in 2002. Prior to joining Chesapeake, he was employed as a Northeast Regional Manager for Synergy Gas, now Cornerstone MLP in Pennsylvania.

ITEM 2. PROPERTIES

(a) General

The Company owns offices and operates facilities in the following locations: Pocomoke, Salisbury, Cambridge and Princess Anne, Maryland; Dover, Seaford, Laurel and Georgetown, Delaware; and Winter Haven, Florida. Chesapeake rents office space in Dover and Ocean View, Delaware; Jupiter, Lecanto and Stuart, Florida; Chincoteague and Belle Haven, Virginia; Easton, and Salisbury, Maryland; Houston, Texas; and Atlanta, Georgia. In general, the Company believes that its properties are adequate for the uses for which they are employed. Capacity and utilization of the Company's facilities can vary significantly due to the seasonal nature of the natural gas and propane distribution businesses.

(b) Natural Gas Distribution

Chesapeake owns over 754 miles of natural gas distribution mains (together with related service lines, meters and regulators) located in its Delaware and Maryland service areas and 547 miles of natural gas distribution mains (and related equipment) in its central Florida service areas. Chesapeake also owns facilities in Delaware and Maryland for propane-air injection during periods of peak demand. Portions of the properties constituting Chesapeake's distribution system are encumbered pursuant to Chesapeake's First Mortgage Bonds.

(c) Natural Gas Transmission

Eastern Shore owns and operates approximately 304 miles of transmission pipelines extending from supply interconnects at Parkesburg, Pennsylvania; Daleville, Pennsylvania and Hockessin, Delaware to approximately seventy-five delivery points in southeastern Pennsylvania, Delaware and the eastern shore of Maryland. Eastern Shore also owns compressor stations located in Daleville, Pennsylvania, Delaware City, Delaware and Bridgeville, Delaware. The compressor stations are used to increase pressures as necessary to meet system demands.

(d) Propane Distribution and Wholesale Marketing

The company's Delmarva-based propane distribution operation owns bulk propane storage facilities with an aggregate capacity of approximately 2.2 million gallons at 40 plant facilities in Delaware, Maryland and Virginia, located on real estate that is either owned or leased. The company's Florida-based propane distribution operation owns three bulk propane storage facilities with a total capacity of 66,000 gallons. Xeron does not own physical storage facilities or equipment to transport propane; however, it leases propane storage capacity and pipeline capacity.

(e) Water Services

The Company owns a facility in Salisbury, Maryland that is currently being rented to another party. The Company intends to sell the facility during 2004.

ITEM 3. LEGAL PROCEEDINGS

(f) General

The Company and its subsidiaries are involved in various legal actions and claims arising in the normal course of business. The Company is also involved in certain legal and administrative proceedings before various governmental agencies concerning rates. In the opinion of management, the ultimate disposition of these proceedings will not have a material effect on the consolidated financial position of the Company.

(g) Environmental

The Company has participated in the investigation, assessment and remediation of three former gas manufacturing plant sites located in different jurisdictions. The Company has accrued liabilities for each of the Dover Gas Light, Salisbury Town Gas Light and the Winter Haven Coal Gas sites. The Company is currently in discussions with the Maryland Department of the Environment (“MDE”) regarding a fourth site in Cambridge, Maryland.

Dover Gas Light Site

On January 15, 2004, the Company received a Certificate of Completion of Work from the United States Environmental Protection Agency (“EPA”) regarding the Dover Gas Light site. This concluded the remedial action obligation that Chesapeake had related to this site. The Dover Gas Light Site is a former manufactured gas plant site located in Dover, Delaware. In May 2001, the Company, General Public Utilities Corporation, Inc. (now FirstEnergy Corporation), the State of Delaware, the United States Environmental Protection Agency (“USEPA”) and the United States Department of Justice (“DOJ”) signed a settlement term sheet to settle complaints brought by the Company and the United States in 1996 and 1997, respectively, with respect to the Dover Site. In October 2002, the final Consent Decrees were signed and delivered to the DOJ. The Consent Decrees were lodged simultaneously with the United States District Court for the District of Delaware and a notice soliciting public comment for a 30-day period was published in the Federal Register. The public comment period ended April 30, 2003 with no public comments. The DOJ filed an Unopposed Motion for Entry of Consent Decrees on June 26, 2003.

By Order dated July 18, 2003, the U.S. District Court for the District of Delaware entered final judgment approving and entering the Consent Decrees resolving this litigation. The entry of the Consent Decrees triggered the parties’ obligations to make the payments required by the settlement agreement within thirty days. Chesapeake received from other parties, net settlement payments of \$1.15 million. These proceeds will be passed on to the Company’s firm customers, in accordance with the environmental rate rider. Under the Consent Decrees, Chesapeake received a release from liability and covenant not to sue from the EPA and the State of Delaware. This relieves Chesapeake from liability for future remediation at the site, unless previously unknown conditions are discovered at the site, or information previously unknown to the EPA is received that indicates the remedial action related to the former manufactured gas plant is not sufficiently protective. These contingencies are standard, and are required by the United States in all liability settlements.

At December 31, 2003, the Company had accrued \$10,000 for costs associated with the Dover Gas Light site and had recorded an associated regulatory asset for the same amount. Through December 31, 2003, the Company has incurred approximately \$9.6 million in costs relating to environmental testing and remedial action studies at the site. Approximately \$9.4 million has been recovered through December 2003 from other parties or through rates.

Salisbury Town Gas Light Site

In cooperation with the MDE, the Company completed an assessment of the Salisbury manufactured gas plant site, which determined that there was localized ground-water contamination. During 1996, the Company completed construction and began Air Sparging and Soil-Vapor Extraction remediation procedures. Chesapeake has been reporting the remediation and monitoring results to the MDE on an ongoing basis since 1996. In February 2002, the MDE granted permission to permanently decommission the air-sparging/soil-vapor extraction system and to discontinue all on-site and off-site well monitoring, except for one well that is being maintained for continued product monitoring and recovery. In November 2002, a letter was submitted to the MDE requesting No Further Action (“NFA”). In December 2002, the MDE recommended that the Company submit work plans to MDE and place deed restrictions on the property as conditions

prior to receiving an NFA. Once these items are completed, it is expected that MDE will issue an NFA. The Company has completed the MDE recommended work plans and has executed the deed restrictions. During the third quarter of 2003 the Company submitted a revised request for the NFA. The MDE has not yet responded to the request.

The Company has adjusted the liability with respect to the Salisbury Town Gas Light site to \$8,000 at December 31, 2003. This amount is based on the estimated costs to perform limited product monitoring and recovery efforts and fulfill ongoing reporting requirements. A corresponding regulatory asset has been recorded, reflecting the Company's belief that costs incurred will be recoverable in base rates.

Through December 31, 2003, the Company has incurred approximately \$2.9 million for remedial actions and environmental studies at the Salisbury Town Gas Light site. Of this amount, approximately \$1.8 million has been recovered through insurance proceeds or in rates. The Company expects to recover the remaining costs through rates and has established a regulatory asset for those costs.

Winter Haven Coal Gas Site

Chesapeake has been working with the Florida Department of Environmental Protection ("FDEP") in assessing a coal gas site in Winter Haven, Florida. In May 1996, the Company filed an Air Sparging and Soil Vapor Extraction Pilot Study Work Plan for the Winter Haven site with the FDEP. The Work Plan described the Company's proposal to undertake an Air Sparging and Soil Vapor Extraction ("AS/SVE") pilot study to evaluate the site. After discussions with the FDEP, the Company filed a modified AS/SVE Pilot Study Work Plan, the description of the scope of work to complete the site assessment activities and a report describing a limited sediment investigation performed in 1997. In December 1998, the FDEP approved the AS/SVE Pilot Study Work Plan, which the Company completed during the third quarter of 1999. In February 2001, the Company filed a remedial action plan ("RAP") with the FDEP to address the contamination of the subsurface soil and ground-water in a portion of the site. The FDEP approved the RAP on May 4, 2001.

Construction of the AS/SVE system was completed in the fourth quarter of 2002 and the system is now fully operational.

The Company has accrued a liability of \$544,000 as of December 31, 2003 for the Florida site. Through December 31, 2003, the Company has incurred approximately \$1.3 million of environmental costs associated with the Florida site. At December 31, 2003 the Company had collected through rates \$179,000 in excess of costs incurred. A regulatory asset of approximately \$335,000, representing the uncollected portion of the estimated clean-up costs, has also been recorded.

ITEM 4. SUBMISSION OF MATTERS TO A VOTE OF SECURITY HOLDERS

None

PART II

ITEM 5. MARKET FOR THE REGISTRANT'S COMMON STOCK AND RELATED SECURITY HOLDER MATTERS

(a) Common Stock Price Ranges, Common Stock Dividends and Shareholder Information:

The Company's Common Stock is listed on the New York Stock Exchange under the symbol "CPK." The high, low and closing prices of Chesapeake's Common Stock and dividends declared per share for each calendar quarter during the years 2003 and 2002 were as follows:

Quarter Ended	High	Low	Close	Dividends Declared Per Share
2003				
March 31	\$19.8400	\$18.4000	\$18.8000	\$0.2750
June 30	23.8400	18.4500	22.6000	0.2750
September 30	24.4500	20.4900	22.9200	0.2750
December 31	26.7000	23.0200	26.0500	0.2750
2002				
March 31	\$19.8500	\$18.8000	\$19.2000	\$0.2750
June 30	21.9900	18.7500	19.0100	0.2750
September 30	19.8500	17.3900	18.8600	0.2750
December 31	19.1100	16.5000	18.3000	0.2750

Indentures to the long-term debt of the Company contain various restrictions. The most stringent restrictions state that the Company must maintain equity of at least 40 percent of total capitalization and the times interest earned ratio must be at least 2.5. Additionally, under the terms of the Company's Note Agreement for the 6.64 percent Senior Notes, the Company cannot, until the retirement of the Senior Note, pay any dividends after October 31, 2002 which exceed the sum of \$10 million plus consolidated net income recognized after January 1, 2003. As of December 31, 2003, the amount available for future dividends under this covenant is \$11.6 million.

At December 31, 2003, there were approximately 2,069 shareholders of record of the Common Stock.

This page intentionally left blank

ITEM 6. SELECTED FINANCIAL DATA

For the Years Ended December 31,	2003	2002 ⁽¹⁾	2001 ⁽¹⁾
Operating (in thousands of dollars) ⁽⁵⁾			
Revenues			
Natural gas distribution and transmission	\$110,247	\$93,588	\$107,418
Propane	39,760	28,124	35,742
Advanced informations systems	12,578	12,764	14,104
Other and eliminations	(287)	(333)	(113)
Total revenues	\$162,298	\$134,143	\$157,151
Operating income			
Natural gas distribution and transmission	\$16,653	\$14,973	\$14,405
Propane	3,875	1,052	913
Advanced informations systems	692	343	517
Other and eliminations	359	237	386
Total operating income	\$21,579	\$16,605	\$16,221
Net income from continuing operations	\$10,079	\$7,535	\$7,341
Assets (in thousands of dollars)			
Gross property, plant and equipment	\$234,919	\$229,128	\$216,903
Net property, plant and equipment ⁽⁴⁾	\$167,872	\$166,846	\$161,014
Total assets ⁽⁴⁾	\$221,165	\$223,721	\$222,229
Capital expenditures ⁽³⁾	\$11,822	\$13,836	\$26,293
Capitalization (in thousands of dollars)			
Stockholders' equity	\$72,939	\$67,350	\$67,517
Long-term debt, net of current maturities	\$69,416	\$73,408	\$48,409
Total capital	\$142,355	\$140,758	\$115,926
Current portion of long-term debt	\$3,665	\$3,938	\$2,686
Short-term debt	\$3,515	\$10,900	\$42,100
Total capitalization and short-term financing	\$149,535	\$155,596	\$160,712

⁽¹⁾ The years 2002, 2001, 2000 and 1999 have been restated in order to reflect the Company's Delaware and Maryland natural gas divisions on the "accrual" rather than the "as billed" revenue recognition method.

⁽²⁾ The years 1998, 1997, 1996, 1995 and 1994 have not been restated to reflect the "accrual" revenue recognition method due to the immateriality of the impact on the Company's financial results.

⁽³⁾ These amounts exclude the results of water services due to their reclassification to discontinued operations.

⁽⁴⁾ The years 2003, 2002 and 2001 reflect the results of adopting SFAS 143

⁽⁵⁾ 1994 has not been restated to include the business combinations with Tri-County Gas Company, Inc., Tolan Water Service and Xeron, Inc.

2000 ⁽¹⁾	1999 ⁽¹⁾	1998 ⁽²⁾	1997 ⁽²⁾	1996 ⁽²⁾	1995 ⁽²⁾	1994 ^{(2) (5)}
\$101,138	\$75,637	\$68,770	\$88,108	\$90,044	\$79,110	\$71,781
31,780	25,199	23,377	28,614	36,727	26,806	20,770
12,390	13,531	10,331	7,786	7,230	8,862	8,311
(131)	(14)	(15)	(182)	(243)	(1,661)	(2,290)
\$145,177	\$114,353	\$102,463	\$124,326	\$133,758	\$113,117	\$98,572
\$12,798	\$10,388	\$8,820	\$9,240	\$9,627	\$10,812	\$7,820
2,135	2,622	965	1,137	2,668	2,128	2,288
336	1,470	1,316	1,046	1,056	1,061	105
816	495	485	558	560	(34)	(456)
\$16,085	\$14,975	\$11,586	\$11,981	\$13,911	\$13,967	\$9,757
\$7,665	\$8,372	\$5,329	\$5,812	\$7,764	\$7,681	\$4,460
\$192,925	\$172,068	\$152,991	\$144,251	\$134,001	\$120,746	\$110,023
\$131,466	\$117,663	\$104,266	\$99,879	\$94,014	\$85,055	\$75,313
\$211,664	\$166,958	\$145,029	\$145,719	\$155,786	\$130,998	\$108,271
\$22,057	\$21,365	\$12,516	\$13,471	\$15,399	\$12,887	\$10,653
\$64,669	\$60,714	\$56,356	\$53,656	\$50,700	\$45,587	\$37,063
\$50,921	\$33,777	\$37,597	\$38,226	\$28,984	\$31,619	\$24,329
\$115,590	\$94,491	\$93,953	\$91,882	\$79,684	\$77,206	\$61,392
\$2,665	\$2,665	\$520	\$1,051	\$3,526	\$1,787	\$1,348
\$25,400	\$23,000	\$11,600	\$7,600	\$12,735	\$5,400	\$8,000
\$143,655	\$120,156	\$106,073	\$100,533	\$95,945	\$84,393	\$70,740

ITEM 6. SELECTED FINANCIAL DATA

For the Years Ended December 31,	2003	2002 ⁽¹⁾	2001 ⁽¹⁾
Common Stock Data and Ratios			
Basic earnings per share from continuing operations ⁽³⁾	\$1.80	\$1.37	\$1.37
Return on average equity from continuing operations ⁽³⁾	14.4%	11.2%	11.1%
Common equity / total capital	51.2%	47.8%	58.2%
Common equity / total capital and short-term financing	48.8%	43.3%	42.0%
Book value per share	\$12.89	\$12.16	\$12.45
Market price:			
High	\$26.700	\$21.990	\$19.900
Low	\$18.400	\$16.500	\$17.375
Close	\$26.050	\$18.300	\$19.800
Average number of shares outstanding	5,610,592	5,489,424	5,367,433
Shares outstanding end of year	5,660,594	5,537,710	5,424,962
Registered common shareholders	2,069	2,130	2,171
Cash dividends declared per share	\$1.10	\$1.10	\$1.10
Dividend yield (annualized)	4.2%	6.0%	5.6%
Payout ratio from continuing operations ⁽³⁾	61.1%	80.3%	80.3%
Additional Data			
Customers			
Natural gas distribution and transmission	47,649	45,133	42,741
Propane distribution	34,894	34,566	35,530
Volumes			
Natural gas deliveries (in MMCF)	27,821	27,935	27,264
Propane distribution (in thousands of gallons)	25,147	21,185	23,080
Heating degree-days (Delmarva Peninsula)	4,715	4,161	4,368
Propane bulk storage capacity (in thousands of gallons)	2,195	2,151	1,958
Total employees ⁽³⁾	439	455	458

⁽¹⁾ The years 2002, 2001, 2000 and 1999 have been restated in order to reflect the Company's Delaware and Maryland natural gas divisions on the "accrual" rather than the "as billed" revenue recognition method.

⁽²⁾ The years 1998, 1997, 1996, 1995 and 1994 have not been restated to reflect the "accrual" revenue recognition method due to the immateriality of the impact on the Company's financial results.

⁽³⁾ These amounts exclude the results of water services due to their reclassification to discontinued operations.

⁽⁴⁾ 1994 has not been restated to include the business combinations with Tri-County Gas Company, Inc., Tolan Water Service and Xeron, Inc.

2000 ⁽¹⁾	1999 ⁽¹⁾	1998 ⁽²⁾	1997 ⁽²⁾	1996 ⁽²⁾	1995 ⁽²⁾	1994 ^{(2) (4)}
\$1.46	\$1.63	\$1.05	\$1.17	\$1.58	\$1.59	\$1.23
12.2%	14.3%	9.7%	11.3%	16.2%	18.6%	12.4%
55.9%	64.3%	60.0%	58.4%	63.6%	59.0%	60.4%
45.0%	50.5%	53.1%	53.4%	52.8%	54.0%	52.4%
\$12.21	\$11.71	\$11.06	\$10.72	\$10.26	\$9.38	\$10.15
\$18.875	\$19.813	\$20.500	\$21.750	\$18.000	\$15.500	\$15.250
\$16.250	\$14.875	\$16.500	\$16.250	\$15.125	\$12.250	\$12.375
\$18.625	\$18.375	\$18.313	\$20.500	\$16.875	\$14.625	\$12.750
5,249,439	5,144,449	5,060,328	4,972,086	4,912,136	4,836,430	3,628,056
5,297,443	5,186,546	5,093,788	5,004,078	4,939,515	4,860,588	3,653,182
2,166	2,212	2,271	2,178	2,213	2,098	1,721
\$1.07	\$1.03	\$1.00	\$0.97	\$0.93	\$0.90	\$0.88
5.8%	5.7%	5.5%	4.7%	5.5%	6.2%	6.9%
73.3%	63.2%	95.2%	82.9%	58.9%	56.6%	71.5%
40,854	39,029	37,128	35,797	34,713	33,530	32,346
35,563	35,267	34,113	33,123	31,961	31,115	22,180
30,830	27,383	21,400	23,297	24,835	29,260	22,728
28,469	27,788	25,979	26,682	29,975	26,184	18,395
4,730	4,082	3,704	4,430	4,717	4,594	4,398
1,928	1,926	1,890	1,866	1,860	1,818	1,230
471	466	431	397	338	335	320

Management's Discussion and Analysis

ITEM 7. MANAGEMENT'S DISCUSSION AND ANALYSIS OF FINANCIAL CONDITION AND RESULTS OF OPERATIONS

Business Description

Chesapeake Utilities Corporation ("Chesapeake" or "the Company") is a diversified utility company engaged in natural gas distribution and transmission, propane distribution and wholesale marketing, advanced information services and other related businesses.

Liquidity and Capital Resources

Chesapeake's capital requirements reflect the capital-intensive nature of its business and are principally attributable to the construction program and the retirement of outstanding debt. The Company relies on cash generated from operations and short-term borrowing to meet normal working capital requirements and temporarily to finance capital expenditures. During 2003, net cash provided by operating activities was \$22.0 million, cash used by investing activities was \$5.9 million and cash used by financing activities was \$15.5 million. Cash provided by operating activities declined by \$2.4 million from 2002 to 2003, as higher income in 2003 was more than offset by changes in working capital items. Cash provided by operating activities increased by \$8.9 million from 2001 to 2002, as increases in current liabilities and non-cash charges related to goodwill impairment more than offset a decline in income.

The Company completed a private placement of \$30.0 million of long-term debt on October 31, 2002. The debt has a fixed interest rate of 6.64 percent and is due October 31, 2017. The funds were used to repay short-term borrowing.

As of December 31, 2003, the Board of Directors has authorized the Company to borrow up to \$35.0 million of short-term debt from various banks and trust companies. On December 31, 2003, Chesapeake had five unsecured bank lines of credit with three financial institutions, totaling \$65.0 million, for short-term cash needs to meet seasonal working capital requirements and temporarily to fund portions of its capital expenditures. Two of the bank lines, totaling \$15.0 million, are committed. The other three lines are subject to the banks' availability of funds. Prior to the issuance of the \$30.0 million long-term debt on October 31, 2002, the Board had authorized the Company to borrow up to \$55.0 million of short-term debt. The outstanding balances of short-term borrowing at December 31, 2003 and 2002 were \$3.5 million and \$10.9 million, respectively. In 2003 and 2002, Chesapeake used funds provided by operations to fund net investing and financing activities.

During 2003, 2002 and 2001, net cash used for investing activities totaled approximately \$5.9, \$14.1 and \$29.2 million, respectively. Cash used by investing activities was down in 2003 compared to 2002, due to the combination of reduced capital expenditures and cash provided by the sales of the water businesses and recoveries of environmental costs. 2003 additions to property, plant and equipment totaled \$11.8 million and were primarily for natural gas distribution (\$7.5 million), propane distribution (\$2.0 million) and natural gas transmission (\$1.8 million). The property, plant and equipment expenditures for 2002 were primarily for natural gas distribution (\$8.1 million) and natural gas transmission (\$4.0 million). In both 2003 and 2002, natural gas distribution utilized funds to improve facilities and expand facilities to serve new customers. Natural gas transmission spending related primarily to expanding its system. Capital expenditures in 2001 were high primarily as a result of Eastern Shore Natural Gas expenditures, totaling \$16.0 million, related to a system expansion. Natural gas distribution also spent approximately \$7.2 million in 2001 for expansion of facilities to serve new customers and for improvements of facilities. The increase in intangibles shown on the cash flow statement was related to acquisitions of water companies.

Chesapeake has budgeted \$20.9 million for capital expenditures during 2004. This amount includes \$15.8 million for natural gas distribution and transmission, \$4.1 million for propane distribution and marketing, \$285,000 for advanced information services and \$614,000 for other operations. The natural gas distribution and transmission expenditures are for expansion and improvement of facilities. The propane expenditures are to support customer growth and for the replacement of equipment. The advanced information services expenditures are for computer

hardware, software and related equipment. The other category includes general plant, computer software and hardware. Financing for the 2004 capital expenditure program is expected to be provided from short-term borrowing and cash provided by operating activities. The capital expenditure program is subject to continuous review and modification. Actual capital requirements may vary from the above estimates due to a number of factors, including acquisition opportunities, changing economic conditions, customer growth in existing areas, regulation, new growth opportunities and availability of capital.

Chesapeake expects to incur approximately \$170,000 in 2004 and \$250,000 in 2005 for environmental-related expenditures. Additional expenditures may be required in future years (see Note N to the Consolidated Financial Statements). Management does not expect financing of future environmental-related expenditures to have a material adverse effect on the financial position or capital resources of the Company.

Capital Structure

As of December 31, 2003, common equity represented 51.2 percent of total capitalization, compared to 47.8 percent in 2002. Including short-term borrowing and the current portion of long-term debt, the equity component of the Company's capitalization would have been 48.8 percent and 43.3 percent, respectively. Chesapeake remains committed to maintaining a sound capital structure and strong credit ratings to provide the financial flexibility needed to access the capital markets when required. This commitment, along with adequate and timely rate relief for the Company's regulated operations, is intended to ensure that Chesapeake will be able to attract capital from outside sources at a reasonable cost. The Company believes that the achievement of these objectives will provide benefits to customers and creditors, as well as to the Company's investors.

Financing Activities

On October 31, 2002, Chesapeake completed a private placement of \$30.0 million of 6.64 percent Senior Notes due October 31, 2017. The Company used the proceeds to repay short-term debt.

In May 2001, Chesapeake issued a note payable of \$300,000 at 8.5 percent, due April 6, 2006, in conjunction with a real estate purchase. This note was repaid in full on January 6, 2003.

Chesapeake issued common stock in connection with its Automatic Dividend Reinvestment and Stock Purchase Plan in the amounts of 51,125 shares in 2003, 49,782 shares in 2002 and 43,101 shares in 2001. Chesapeake also issued shares of common stock totaling 43,245, 52,740 and 54,921 in 2003, 2002 and 2001, respectively, for matching contributions for the Retirement Savings Plan.

Chesapeake repaid approximately \$4.3 million and \$3.8 million of long-term debt in 2003 and 2002, respectively.

Management's Discussion and Analysis

Contractual Obligations

We have the following contractual obligations and other commercial commitments as of December 31, 2003:

Contractual Obligations	Payments Due by Period				Total
	Less than 1 year	1 - 3 years	3 - 5 years	More than 5 years	
Long-term debt ⁽¹⁾	\$3,665,091	\$7,818,182	\$15,272,728	\$45,752,636	\$72,508,637
Operating leases ⁽²⁾	870,914	1,223,288	387,242	199,200	2,680,644
Purchase obligations ⁽³⁾					
Transmission capacity	8,501,240	14,714,426	12,075,525	36,744,851	72,036,042
Storage — Natural Gas	1,562,022	2,825,202	2,752,481	8,395,586	15,535,291
Commodities	13,259,717	-	-	-	13,259,717
Forward contracts — Propane ⁽⁴⁾	6,618,046	-	-	-	6,618,046
Unfunded benefits ⁽⁵⁾	179,000	372,000	322,000	1,965,000	2,838,000
Funded benefits ⁽⁶⁾	43,000	86,000	86,000	1,160,000	1,375,000
Total Contractual Obligations	\$34,699,030	\$27,039,098	\$30,895,976	\$94,217,273	\$186,851,377

⁽¹⁾ Principal payments on long-term debt, see See Note I, "Long-Term Debt," in the Notes to the Consolidated Financial Statements for additional discussion of this item.

⁽²⁾ See Note K, "Lease Obligations," in the Notes to the Consolidated Financial Statements for additional discussion of this item.

⁽³⁾ See Note O, "Other Commitments and Contingencies," in the Notes to the Consolidated Financial Statements for further information.

⁽⁴⁾ The Company has also entered into forward sale contracts of \$7,356,527, see "Market Risk" of the Management Discussion and Analysis for further information.

⁽⁵⁾ The Company has recorded long-term liabilities of \$2.8 million at December 31, 2003 for unfunded post-retirement benefit plans. The schedule of cash outflows above is based on expected payments to current retirees and assumes a retirement age of 65 for currently active employees. There are many factors that would cause actual payments to differ from these amounts, including early retirement, future health care costs that differ from past experience and rates of return implicit in calculations.

⁽⁶⁾ The Company has recorded long-term liabilities of \$1.4 million at December 31, 2003 for funded benefits. Of this total, \$387,000 has been funded using a Rabbi Trust and an asset in the same amount is recorded in the Investments caption on the Balance Sheet. The other balance, \$988,000 represents a liability for a defined benefit pension plan. The plan was closed to new participants on January 1, 1999 and participants in the plan on that date were give the option to leave the plan. See Note L, "Employee Benefit Plans," in the Notes to the Consolidated Financial Statements for further information on the plan. Since the plan modification, no additional funding has been required from the Company and none is expected for the next five years, based on factors in effect at December 31, 2003. However, this is subject to change based on the actual return earned by the plan assets and other actuarial assumptions, such as the discount rate, long-term expected rate of return on plan assets and expected pay rate increases.

Off-Balance Sheet Arrangements

The Company has issued corporate guarantees to certain vendors of its propane wholesale marketing subsidiary. The corporate guarantees provide for the payment of propane purchases by the subsidiary, in the case of the subsidiary's default. The guarantees at December 31, 2003, totaled \$4.5 million and expire on various dates in 2004.

The Company has issued a letter of credit to its main insurance company for \$694,000, which expires June 1, 2004.

Results of Operations

Net income from continuing operations for 2003 was \$10.1 million compared to restated net income of \$7.5 million for 2002 and \$7.3 million for 2001. Net income for 2003 was \$9.3 million or \$1.66 per share compared to restated net income of \$3.7 million and \$6.7 million in 2002 and 2001, respectively, and restated earnings per share of \$0.68 and \$1.25 in 2002 and 2001, respectively. During 2003, Chesapeake decided to exit the water services business and, at December 31, 2003, had sold the assets of six of seven dealerships. The results of water services have been reclassified to discontinued operations. Discontinued operations experienced losses of \$0.14, \$0.34 and \$0.12 per share for 2003, 2002 and 2001, respectively. Chesapeake adopted Statement of Financial Accounting Standards No. 142 "Goodwill and Other Intangible Assets" in 2002. This resulted in a non-cash charge of \$0.35 per share for goodwill impairment recorded as the cumulative effect of a change in accounting principle.

The Company has restated its 2002 and 2001 financial statements in order to reflect the results of its Delaware and Maryland natural gas divisions on the "accrual" rather than the "as billed" revenue recognition method. This change had an insignificant effect on the Company's annual results for the last three years. Under the "as billed" method, revenues from customer sales are not recognized until the meter is read and the amount of gas actually used is billed. Under the "accrual" method, at the end of each period, the amount of gas used is estimated and is recognized as revenue. The Company's Florida division has historically used the "accrual" method in accordance with Florida Public Service Commission ("PSC") requirements. The Delaware and Maryland divisions have historically used the "as billed" method to recognize revenues consistent with the rate-setting processes in those states. In order to consistently apply the "accrual" method, the Company met separately with the staffs of the Delaware and Maryland Public Service Commissions to determine the regulatory impact of the change. Having determined that there is little to no impact, the Company has conformed the revenue recognition method used in its Delaware and Maryland divisions to the method used by its Florida division. In order to provide comparable information, the Company has restated its 2002 and 2001 financial statements to reflect the "accrual" revenue recognition method. As a result of the restatement, retained earnings of the Company as of January 1, 2001 has increased by \$697,000 compared to previously reported amounts. The change had no impact on basic earnings per share. There is no impact on fully diluted earnings per share in 2002 and a \$0.01 decrease in 2001. See Note A to the Consolidated Financial Statements for further information on this change.

Net Income & Basic Earnings Per Share Summary

For the Years Ended December 31,	2003	2002 Restated	Increase (decrease)	2002 Restated	2001 Restated	Increase (decrease)
Net Income *						
Continuing operations	\$10,080	\$7,535	\$2,545	\$7,535	\$7,341	\$194
Discontinued operations	(788)	(1,898)	1,110	(1,898)	(649)	(1,249)
Change in accounting principle	-	(1,916)	1,916	(1,916)	-	(1,916)
Total Net Income	\$9,292	\$3,721	\$5,571	\$3,721	\$6,692	(\$2,971)
Earnings Per Share						
Continuing operations	\$1.80	\$1.37	\$0.43	\$1.37	\$1.37	\$0.00
Discontinued operations	(0.14)	(0.34)	0.20	(0.34)	(0.12)	(0.22)
Change in accounting principle	-	(0.35)	0.35	(0.35)	-	(0.35)
Total Earnings Per Share	\$1.66	\$0.68	\$0.98	\$0.68	\$1.25	(\$0.57)

* Dollars in thousands

Improvement in Chesapeake's overall results is primarily related to strong customer growth and colder weather, which led to increased contributions from the Company's Delmarva natural gas and propane distribution operations. The Delmarva natural gas operations experienced an increase of 6.4 percent in residential customers. Weather, measured in heating degree-days, was 13 percent colder than 2002. The Florida natural gas operations, propane wholesale marketing operation and the advanced information services segment also improved operating income compared to 2002. However, decreases in operating income for the natural gas transmission operation and the Florida propane distribution operation partially offset those improvements.

Management's Discussion and Analysis

Operating Income Summary (in thousands)

For the Years Ended December 31,	2003	2002 Restated	Increase (decrease)	2002 Restated	2001 Restated	Increase (decrease)
Business Segment:						
Natural gas distribution & transmission	\$16,653	\$14,973	\$1,680	\$14,973	\$14,405	\$568
Propane	3,875	1,052	2,823	1,052	913	139
Advanced information services	692	343	349	343	517	(174)
Other & eliminations	359	237	122	237	386	(149)
Total Operating Income	\$21,579	\$16,605	\$4,974	\$16,605	\$16,221	\$384

During 2002, operating income increased over 2001 levels for the natural gas and propane segments, despite temperatures in the Delmarva region that were 5 percent warmer than both the 10-year average and 2001. Those increases were partially offset by declines in the advanced information services and other segments. The advanced information services segment was adversely affected by a slowdown in the information technology services sector

The following discussions of segment results include use of the term "gross margin." Gross margin is determined by deducting the cost of sales from operating revenue. Cost of sales includes the purchased gas cost for natural gas and propane and the cost of labor spent on direct revenue-producing activities for advanced information services. This should not be considered an alternative to operating income or net income, which are determined in accordance with generally accepted accounting principles ("GAAP"). Chesapeake believes that gross margin, although a non-GAAP measure, is useful and meaningful to investors because it provides them with valuable information that demonstrates the profitability achieved by the Company under its allowed rates for regulated operations and under its competitive pricing structure for non-regulated segments, as another criteria in making investment decisions. Chesapeake's management uses gross margin in measuring certain performance goals and has historically analyzed and reported gross margin information publicly. Other companies may calculate gross margin in a different manner.

Natural Gas Distribution and Transmission

The natural gas distribution and transmission segment earned operating income of \$16.7 million for 2003 compared to restated operating income of \$15.0 million for the corresponding period last year, an increase of \$1.7 million.

Natural Gas Distribution and Transmission (in thousands)

For the Years Ended December 31,	2003	2002 Restated	Increase (decrease)	2002 Restated	2001 Restated	Increase (decrease)
Revenue	\$110,247	\$93,588	\$16,659	\$93,588	\$107,418	(\$13,830)
Cost of gas	65,434	52,735	12,699	52,735	70,112	(17,377)
Gross Margin	44,813	40,853	3,960	40,853	37,306	3,547
Operations & maintenance	19,954	18,047	1,907	18,047	15,980	2,067
Depreciation & amortization	5,188	5,050	138	5,050	4,389	661
Other taxes	3,018	2,783	235	2,783	2,532	251
Operating expenses	28,160	25,880	2,280	25,880	22,901	2,979
Total Operating Income	\$16,653	\$14,973	\$1,680	\$14,973	\$14,405	\$568

Revenue and cost of gas increased in 2003 compared to 2002 and decreased in 2002 compared to 2001, due primarily to changes in natural gas commodity costs. Commodity cost changes are passed on to the ratepayers through a gas cost recovery or purchased gas cost adjustment in all jurisdictions; therefore, they have no impact on the Company's profitability. Revenue and cost of gas were also affected by the unbundling of services that took effect in 2001 for all nonresidential customers of the Florida division and in November 2002 for residential customers. As a result, all Florida customers have switched from sales service, where they purchased both the commodity and transportation service from the Company, to purchasing transportation service only.

Gross margins for the Delaware and Maryland distribution divisions increased \$2.7 million in 2003 over 2002. Temperatures in 2003 were 13 percent colder than 2002 (554 heating degree-days) and 7 percent colder than the 10-year average (306 heating degree-days). The Company estimates that, on an annual basis, for each heating degree-day variance from the 10-year average, gross margins change by \$1,680. An increase in the average number of customers also contributed to the increase. Delaware and Maryland experienced an increase of 1,923 in the average number of residential customers, or 6.4 percent, in 2003 compared to the same period in 2002. The Company estimates that each residential customer added contributes \$360 annually to gross margin and requires an additional cost of \$100 for operations and maintenance expenses. Also contributing to the increased margins were rate increases in Delaware that were effective in December 2002 and volumetric increases for existing customers.

Gross margin for the Florida distribution operations increased \$1.2 million, due to the implementation of transportation services for residential customers and customer additions. Residential customer growth reached 4.4 percent in Florida, an increase of 434 customers. Agreements with two new industrial customers also helped increase margins.

Margins for the transmission operation increased by \$219,000 in 2003 compared to 2002. An increase in interruptible transportation margins and volume added through a system expansion completed in November 2002 were partially offset by a rate reduction that was effective December 2002. The rate agreement is more fully discussed in the section below captioned "Regulatory Matters."

The natural gas margin increases were partially offset by higher operating expenses, primarily operations and maintenance expenses and other taxes that relate to the increased volumes and earnings and pension and employee costs.

The natural gas distribution and transmission segment increased operating income to \$15.0 million for 2002 compared to restated operating income of \$14.4 million for 2001, an increase of \$568,000. Restated gross margin increased \$3.5 million over the same period in 2001 due to increases in the margins for the transmission operation and the Delaware and Florida distribution operations. Transmission margins were up due to the completion of a major system expansion in November of 2001. This system expansion increased margins by approximately \$2.2 million per year. Margins in Delaware and Maryland were adversely impacted by temperatures that were 4.7 percent warmer (207 heating degree-days) than 2001 and 5.2 percent (232 heating degree-days) warmer than the 10-year average. This decline was more than offset by residential customer growth of 1,838, or 6.5 percent, and a rate increase in Delaware. The margin increases were partially offset by higher operating expenses, primarily administrative and general and depreciation. The increase in depreciation reflects completion of recent capital projects that increased the transmission capacity and various expansion projects in Florida.

Management's Discussion and Analysis

Propane

The propane segment experienced an increase in operating income of \$2.8 million, or 268 percent over 2002. Gross margin increased \$3.1 million, with an increase of only \$230,000 in operating expenses.

Propane (in thousands)						
For the Years Ended December 31,	2003	2002	Increase (decrease)	2002	2001	Increase (decrease)
Revenue	\$39,760	\$28,124	\$11,636	\$28,124	\$35,742	(\$7,618)
Cost of sales	22,256	13,673	8,583	13,673	21,168	(7,495)
Gross Margin	17,504	14,451	3,053	14,451	14,574	(123)
Operations & maintenance	11,290	11,053	237	11,053	11,459	(406)
Depreciation & amortization	1,506	1,603	(97)	1,603	1,465	138
Other taxes	833	743	90	743	737	6
Operating expenses	13,629	13,399	230	13,399	13,661	(262)
Total Operating Income	\$3,875	\$1,052	\$2,823	\$1,052	\$913	\$139

The increases in revenues and cost of sales in 2003 compared to 2002 were caused both by increases in volumes and by increases in the commodity costs of propane. Commodity costs changes are generally passed on to the customer, subject to competitive market conditions. The margin increase for the propane segment was due primarily to an increase of \$2.9 million for the Delmarva distribution operations. Volumes sold in 2003 increased 3.3 million gallons or 15 percent. Temperatures in 2003 were 13 percent colder than 2002 (554 heating degree-days) and 7 percent colder than the 10-year average (306 heating degree-days). The Company estimates that on an annual basis, for each heating degree-day variance from the 10-year average, margins change by \$1,670. Additionally, the margin per retail gallon improved by \$0.0374 in 2003 compared to 2002. The margin increase was partially offset by increased operating expenses, primarily related to the higher volumes, such as delivery costs, and incentive compensation costs associated with higher income. The Florida propane distribution operations experienced an increase in margins of \$102,000 in 2003; however, the margins included \$192,000 related to a non-recurring service project.

The Company's propane wholesale marketing operation experienced an increase in margins of \$51,000 and a decrease of \$148,000 in operating expenses, leading to an improvement of \$199,000 in operating income. Wholesale price volatility created trading opportunities during some portions of the year; however, these were partially offset by reduced trading activities particularly during the third quarter. Cost savings, primarily reduced taxes on propane inventory, have also helped to improve operating income for the period.

Operating income for the propane segment increased from \$913,000 in 2001 to \$1.1 million in 2002. Reductions in operating expenses of \$262,000 more than offset a decrease of \$123,000 in gross margin. Propane revenues and costs were lower by \$7.6 million and \$7.5 million, respectively, due to a drop in propane commodity prices and volume decreases. Both increases and decreases in commodity costs, are generally passed on to the distribution customers subject to competitive market conditions.

Propane wholesale marketing margins declined by \$1.1 million in 2002 compared to 2001 and were partially offset by a reduction of \$258,000 in operating expenses. The 2001 results reflected increased opportunities due to the extreme price volatility in the propane wholesale market. The same level of price fluctuations was not experienced in 2002. Additionally, there was a decrease in the number of suitable trading partners due to a decision by some companies to exit energy trading activities and the decreased credit-worthiness of other parties. The 2002 results reflected increased margins of approximately \$650,000 that resulted from a bankrupt vendor defaulting on supply contracts during the first quarter of 2002. The supply was replaced by purchasing from different vendors at a lower cost than the original contract.

The Delmarva distribution operations experienced an increase of \$624,000 in gross margin in 2002. Although volumes sold were down 8 percent, higher margins per gallon and stable wholesale propane prices resulted in

increased margin dollars. Volumes were negatively impacted by temperatures that were 4.7 percent warmer than 2001 (207 heating degree-days) and 5.2 percent warmer than the 10-year average (232 heating degree-days), increased competition and lower volume sales to the poultry industry. Operating expenses decreased by \$249,000 resulting from cost containment efforts that began in April 2001 and remain in effect. These efforts have reduced customer accounting, sales and marketing costs. Other costs, such as delivery expenses, decreased due to the lower volumes sold. The operating income of the Florida propane operation increased by \$195,000 in 2002. Margins increased \$441,000, but were partially offset by an increase of \$246,000 in operating expenses.

Advanced Information Services

The advanced information services segment provides domestic and international clients with information technology related business services and solutions for both enterprise and e-business applications. The advanced information services business earned operating income of \$692,000 in 2003 compared to \$343,000 in 2002.

Advanced Information Services (in thousands)

For the Years Ended December 31,	2003	2002	Increase (decrease)	2002	2001	Increase (decrease)
Revenue	\$12,578	\$12,764	(\$186)	\$12,764	\$14,104	(\$1,340)
Cost of sales	7,018	6,700	318	6,700	7,385	(685)
Gross Margin	5,560	6,064	(504)	6,064	6,719	(655)
Operations & maintenance	4,196	4,940	(744)	4,940	5,361	(421)
Depreciation & amortization	191	208	(17)	208	256	(48)
Other taxes	481	573	(92)	573	585	(12)
Operating expenses	4,868	5,721	(853)	5,721	6,202	(481)
Total Operating Income	\$692	\$343	\$349	\$343	\$517	(\$174)

Revenues continued to decline in 2003; however, at a rate that was less than 2002. The revenue decline was more than offset by reduced operating costs, primarily payroll and benefits. A non-recurring sale of software contributed \$302,000 to operating income in 2003.

During 2002, this segment was adversely affected by the nation's economic slowdown as discretionary consulting projects were postponed or cancelled. Lower revenues in 2002 were partially offset by reductions in the cost of sales and in operating expenses, principally sales and marketing.

Management's Discussion and Analysis

Other Operations and Eliminations

The other operations segment consists of subsidiaries that own real estate leased to other Chesapeake subsidiaries. Eliminations are entries required to eliminate activities between business segments from the consolidated results.

Other Operations & Eliminations (in thousands)

For the Years Ended December 31,	2003	2002	Increase (decrease)	2002	2001	Increase (decrease)
Revenue	\$702	\$717	(\$15)	\$717	\$783	(\$66)
Cost of sales						
Gross Margin	702	717	(15)	717	783	(66)
Operations & maintenance	80	84	(4)	84	107	(23)
Depreciation & amortization	238	233	5	233	233	
Other taxes	55	57	(2)	57	57	
Operating expenses	373	374	(1)	374	397	(23)
Operating Income — Other	\$329	\$343	(\$14)	\$343	\$386	(\$43)
Operating Income — Eliminations	\$30	(\$106)	\$136	(\$106)	\$0	(\$106)
Total Operating Income	\$359	\$237	\$122	\$237	\$386	(\$149)

Discontinued Operations

In 2003, Chesapeake decided to exit the water services business. Six of seven water dealerships were sold during 2003. A net gain of \$12,000, after-tax, was recorded in 2003 for the sale of the assets. The Company expects to dispose of the remaining operation of during 2004. Accordingly, the assets were recorded at their fair value. The results of the water companies' operations for all periods presented in the consolidated income statements have been reclassified to discontinued operations and shown net of tax. Losses from discontinued operations were \$800,000, \$1.9 million and \$649,000 for 2003, 2002 and 2001, respectively. The 2002 loss included a non-cash impairment charge of \$973,000 (after-tax) related to goodwill.

Income Taxes

Operating income taxes increased in 2003 compared to 2002, due to increased income. The effective federal income tax rate for both years was 34 percent. Operating income taxes were lower in 2002 compared to 2001, due to the decrease in operating income and a lowering of the effective federal income tax rate from 35 percent to 34 percent in 2002. During both 2003 and 2002, the Company benefited from a change in the tax law that allows tax deductions for dividends paid on Company stock held in Employee Stock Ownership Plans ("ESOP").

Other Income

Other income was \$238,000, \$495,000 and \$694,000 for the years 2003, 2002 and 2001, respectively. This includes interest income, earned primarily on regulatory assets, and gains from the sale of plant assets.

Interest Expense

In 2002, approximately \$103,000 of interest expense was associated with discontinued operations and has therefore been reclassified on the income statement. Total interest expense for 2003 increased approximately \$648,000, or 13 percent, over 2002. The increase reflects the increase in the average long-term debt balance caused by the placement of \$30.0 million completed in October 2002. The average long-term debt balance during 2003 was \$75.4 million with an average interest rate of 7.24 percent, compared to \$54.6 million with an average interest rate of 7.52 percent in 2002. The increase in long-term debt was partially offset by a reduction in the average short-term borrowing balance, which decreased from \$29.4 million in 2002 to \$3.5 million in 2003. The average interest rate for short-term borrowing increased slightly from 2.35 percent for 2002 to 2.40 percent for 2003.

In the years 2002 and 2001, interest expense associated with discontinued operations was approximately \$103,000 and \$269,000, respectively. Those amounts have been reclassified to discontinued operations on the income

statement. Total interest expense for 2002 decreased approximately \$222,000, or 4 percent, over the same period in 2001. The decrease was due primarily to a reduction in the average interest rate for short-term borrowing from 4.43 percent on an average balance of \$26.9 million in 2001 to 2.35 percent on an average balance of \$29.4 million for the same period in 2002. Interest on long-term debt partially offset the short-term savings, due to an increase in the average balance outstanding from \$52.4 million in 2001 to \$54.6 million in 2002. However, the average long-term interest rate declined from 7.64 percent to 7.52 percent, offsetting a portion of the increase related to higher balances.

Critical Accounting Policies

Chesapeake's reported financial condition and results of operations are affected by the accounting methods, assumptions and estimates that are used in the preparation of the Company's financial statements. However, because most of Chesapeake's businesses are regulated, the accounting methods used by Chesapeake must comply with the requirements of the regulatory bodies; therefore, the choices available are, in many cases, limited by these regulatory requirements. Management believes that the following policies require significant estimates or other judgments of matters that are inherently uncertain. These policies have been discussed with the Audit Committee of Chesapeake.

Regulatory Assets and Liabilities

Chesapeake records certain assets and liabilities in accordance with SFAS No. 71 "Accounting for the Effects of Certain Types of Regulation." Costs are deferred when there is a probable expectation that they will be recovered in future revenues as a result of the regulatory process. At December 31, 2003, Chesapeake had recorded regulatory assets of \$3.1 million, including \$661,000 for underrecovered purchased gas costs and \$717,000 for environmental costs. The Company has recorded regulatory liabilities for accrued asset removal cost and self-insurance of \$13.5 million and \$1.3 million, respectively, at December 31, 2003. If the Company were required to terminate application of SFAS No. 71, it would be required to recognize all such deferred amounts as a charge to earnings, net of applicable income taxes. Such a charge could have a material adverse effect on the Company's results of operations.

Goodwill Impairment

In accordance with SFAS No. 142, "Goodwill and Other Intangible Assets", Chesapeake no longer amortizes goodwill. Instead, goodwill is tested for impairment. The initial test was performed upon adoption of SFAS No. 142 on January 1, 2002, and again at the end of 2002 and 2003. These tests were based on subjective measurements, including discounted cash flows of expected future operating results and market valuations of similar businesses. Those tests indicated that the goodwill associated with the water business was impaired and charges totaling \$4.7 million (pre-tax) were recorded in 2002. At December 31, 2003, no goodwill remained related to the water companies. Goodwill is tested annually and when events change.

Valuation of Environmental Assets and Liabilities

As more fully described in Note N to the Financial Statements, Chesapeake has completed its responsibilities related to one environmental site and is currently participating in the investigation, assessment or remediation of three other former gas manufacturing plant sites. Amounts have been recorded as environmental liabilities and associated environmental regulatory assets based on estimates of future costs provided by independent consultants. There is uncertainty in these amounts because the Environmental Protection Agency ("EPA") or state authority may not have selected the final remediation methods. Additionally, there is uncertainty due to the outcome of legal remedies sought from other potentially responsible parties. At December 31, 2003, Chesapeake had recorded environmental regulatory assets of \$717,000 and a liability for environmental costs of \$562,000.

Propane Wholesale Marketing Contracts

Chesapeake's propane wholesale marketing operation enters into forward and futures contracts that are considered derivatives under SFAS No. 133, "Accounting for Derivative Instruments and Hedging Activities." In accordance with the pronouncement, open positions are marked to market prices at the end of each reporting period and unrealized gains or losses are recorded in the Consolidated Statement of Income. The contracts all mature within one

Management's Discussion and Analysis

year, and are almost exclusively for propane commodities with delivery points of Mt. Belvieu, Texas and Hattiesburg, Mississippi. Management estimates the market valuation based on reference to exchange-traded futures prices, historical differentials and actual trading activity at the end of the reporting period. At December 31, 2003 and 2002, these contracts had net unrealized gains of \$172,000 and \$630,000, respectively.

Operating Revenues

Revenues for the natural gas distribution operations of the Company are based on rates approved by the various public service commissions. The natural gas transmission operation revenues are based on rates approved by the Federal Energy Regulatory Commission ("FERC"). Customers' base rates may not be changed without formal approval by these commissions. However, the regulatory authorities have granted the Company's regulated natural gas distribution operations the ability to negotiate rates with customers that have competitive alternatives using approved methodologies. In addition, the natural gas transmission operations can negotiate rates above or below the FERC approved tariff rates.

Chesapeake's natural gas distribution operations each have a gas cost recovery mechanism that provides for the adjustment of rates charged to customers as gas costs fluctuate. These amounts are collected or refunded through adjustments to rates in subsequent periods.

The Company charges flexible rates to the natural gas distribution's industrial interruptible customers to make them competitive with alternative types of fuel. Based on pricing, these customers can choose natural gas or alternative types of supply. Neither the Company nor the interruptible customer is contractually obligated to deliver or receive natural gas.

In 2003 Chesapeake changed the revenue recognition method for its Delaware and Maryland natural gas distribution divisions to conform to its Florida division. See Note A to the Consolidated Financial Statements for further information.

The propane marketing operation records trading activity net, on a mark-to-market basis for open contracts. The propane distribution, advanced information services and other segments record revenue in the period the products are delivered and/or services are rendered.

Regulatory Activities

The Company's natural gas distribution operations are subject to regulation by the Delaware, Maryland and Florida Public Service Commissions. The natural gas transmission operation is subject to regulation by the FERC.

On August 2, 2001, the Delaware division filed a general rate increase application with the Delaware Public Service Commission ("PSC"). Interim rates, subject to refund, went into effect on October 1, 2001. The PSC approved a settlement agreement for Phase I of the Rate Increase Application in April 2002. Phase I resulted in an increase in rates of approximately \$380,000 per year. Phase II of the filing was approved by the Delaware PSC in November 2002. It resulted in an additional increase in rates of approximately \$90,000. Phase II also reduces the Company's sensitivity to weather by changing the minimum customer charge and the margin sharing arrangement for interruptible sales, off system sales and capacity release income.

On October 31, 2001, Eastern Shore filed a rate change with the FERC pursuant to the requirements of the Stipulation and Agreement dated August 1, 1997. Following settlement conferences held in May 2002, the parties reached a settlement in principle on or about May 23, 2002, to resolve all issues related to its rate case.

The Offer of Settlement and the Stipulation and Agreement were finalized and filed with the FERC on August 2, 2002. The agreement provided for a reduction in rates of approximately \$456,000 on an annual basis. On October

10, 2002, the FERC issued an Order approving the Offer of Settlement and the Stipulation and Agreement. Settlement rates went into effect on December 1, 2002.

During October 2002, Eastern Shore filed for recovery of gas supply realignment costs associated with the implementation of FERC Order No. 636. The costs totaled \$196,000 (including interest). At that time, the FERC would not review Eastern Shore's filing, because the FERC wished to settle a related matter with another transmission company first. The other transmission company submitted a filing on December 5, 2003. The FERC has not yet acted on the filing. Eastern Shore will resubmit its transition cost recovery filing immediately upon learning of FERC's approval.

On December 16, 2003, Eastern Shore filed revised tariff sheets to implement revisions to its Fuel Retention and Cash Out provisions. These became effective January 15, 2004. The proposed tariff revisions permit Eastern Shore to incorporate its Deferred Gas Required for Operations amounts into the calculation of its annual Fuel Retention percentage adjustment and to implement a surcharge, effective July 1 of each year, to recover cash-out amounts. The FERC accepted Eastern Shore's revised tariff sheets on January 15, 2004, subject to certain revisions to clarify the tariff sheets. On January 30, 2004, Eastern Shore submitted the revised tariff sheets.

On March 29, 2002, the Florida division filed tariff revisions with the Florida PSC to complete the unbundling process by requiring all customers, including residential, to migrate to transportation service and authorized the Florida division to exit the merchant function. Transportation services were already available to all nonresidential customers. On November 5, 2002, the Florida PSC approved the Company's request for the first phase of the unbundling process as a pilot program for a minimum two-year period. The Company has implemented the program. As a part of this pilot program, the Company submitted several filings during 2003 to address transition costs, the disposition of the unrecovered gas cost balances, the implementation of the operational balancing account and the level of base rates. On July 15, 2003, the Florida PSC approved a rate restructuring proposed by Chesapeake. The restructuring created three new low volume rate classes, with customer charge levels that ensure that all customers receive benefits from the unbundling. On January 4, 2004, the Florida PSC authorized the refund of the remaining balance in the PGA account, totaling \$246,000.

Environmental Matters

The Company has completed its responsibilities related to the Dover Gas Light site and continues to work with federal and state environmental agencies to assess the environmental impact and explore corrective action at three other environmental sites (see Note N to the Consolidated Financial Statements). The Company believes that future costs associated with these sites will be recoverable in rates or through sharing arrangements with, or contributions by, other responsible parties.

Market Risk

Market risk represents the potential loss arising from adverse changes in market rates and prices. Long-term debt is subject to potential losses based on the change in interest rates. The Company's long-term debt consists of first mortgage bonds, senior notes and convertible debentures (see Note I to the Consolidated Financial Statements for annual maturities of consolidated long-term debt). All of Chesapeake's long-term debt is fixed-rate debt and was not entered into for trading purposes. The carrying value of the Company's long-term debt, including current maturities, was \$73.1 million at December 31, 2003, as compared to a fair value of \$80.9 million, based mainly on current market prices or discounted cash flows using current rates for similar issues with similar terms and remaining maturities. The Company is exposed to changes in interest rates as a result of financing through its issuance of fixed-rate long-term debt. The Company evaluates whether to refinance existing debt or permanently finance existing short-term borrowing based in part on the fluctuation in interest rates.

The Company's propane distribution business is exposed to market risk as a result of propane storage activities and entering into fixed price contracts for supply. The Company can store up to approximately four million gallons of

Management's Discussion and Analysis

propane (including leased storage and rail cars) during the winter season to meet its customers' peak requirements and to serve metered customers. Decreases in the wholesale price of propane may cause the value of stored propane to decline. To mitigate the impact of price fluctuations, the Company has adopted a Risk Management Policy that allows the propane distribution operation to enter into fair value hedges of its inventory. At December 31, 2003, the propane distribution operation had entered into contracts to hedge 2.6 million gallons of propane inventory.

The propane wholesale marketing operation is a party to natural gas liquids ("NGL") forward contracts, primarily propane contracts, with various third parties. These contracts require that the propane marketing operation purchase or sell NGL at a fixed price at fixed future dates. At expiration, the contracts are settled by the delivery of NGL to the Company or the counter party or booking out the transaction (booking out is a procedure for financially settling a contract in lieu of the physical delivery of energy). The propane wholesale marketing operation also enters into futures contracts that are traded on the New York Mercantile Exchange. In certain cases, the futures contracts are settled by the payment of a net amount equal to the difference between the current market price of the futures contract and the original contract price.

The forward and futures contracts are entered into for trading and wholesale marketing purposes. The propane wholesale marketing operation is subject to commodity price risk on its open positions to the extent that market prices for NGL deviate from fixed contract settlement amounts. Market risk associated with the trading of futures and forward contracts are monitored daily for compliance with Chesapeake's Risk Management Policy, which includes volumetric limits for open positions. To manage exposures to changing market prices, open positions are marked up or down to market prices and reviewed by oversight officials on a daily basis. Additionally, the Risk Management Committee reviews periodic reports on market and credit risk, approves any exceptions to the Risk Management Policy (within the limits established by the Board of Directors) and authorizes the use of any new types of contracts. Quantitative information on the forward and futures contracts at December 31, 2003 and 2002 is shown in the following chart.

At December 31, 2003	Quantity in gallons	Estimated Market Prices	Weighted Average Contract Prices
Forward Contracts			
Sale	11,956,000	\$0.6650 — \$0.6900	\$0.6153
Purchase	10,876,000	\$0.6650 — \$0.6900	\$0.6085
Futures Contracts			
Sale	200,000	\$0.6650 — \$0.6675	\$0.6675

Estimated market prices and weighted average contract prices are in dollars per gallon.
All contracts expire in 2004.

At December 31, 2002	Quantity in gallons	Estimated Market Prices	Weighted Average Contract Prices
Forward Contracts			
Sale	7,291,200	\$0.5200 — \$0.5700	\$0.5349
Purchase	4,515,000	\$0.5200 — \$0.5700	\$0.5001
Futures Contracts			
Sale	1,764,000	\$0.5200 — \$0.5400	\$0.5449

Estimated market prices and weighted average contract prices are in dollars per gallon.
All contracts expired in 2003.

The Company's natural gas distribution operations have entered into agreements with natural gas suppliers to purchase natural gas for resale to their customers. Purchases under these contracts are considered "normal purchases and sales" under SFAS No. 133 and are not marked to market.

Competition

The Company's natural gas operations compete with other forms of energy including electricity, oil and propane. The principal competitive factors are price, and to a lesser extent, accessibility. The Company's natural gas distribution operations have several large volume industrial customers that have the capacity to use fuel oil as an alternative to natural gas. When oil prices decline, these interruptible customers convert to oil to satisfy their fuel requirements. Lower levels in interruptible sales occur when oil prices are lower relative to the price of natural gas. Oil prices, as well as the prices of electricity and other fuels are subject to fluctuation for a variety of reasons; therefore, future competitive conditions are not predictable. To address this uncertainty, the Company uses flexible pricing arrangements on both the supply and sales side of its business to maximize sales volumes. As a result of the transmission business' conversion to open access, this business has shifted from providing competitive sales service to providing transportation and contract storage services.

The Company's natural gas distribution operations located in Delaware, Maryland and Florida offer transportation services to certain industrial customers. In 2001, the Florida operation extended transportation service to commercial customers and, in 2002, to residential customers. With transportation service now available on the Company's distribution systems, the Company is competing with third party suppliers to sell gas to industrial customers. As it relates to transportation services, the Company's competitors include the interstate transmission company if the distribution customer is located close enough to the transmission company's pipeline to make a connection economically feasible. The customers at risk are usually large volume commercial and industrial customers with the financial resources and capability to bypass the distribution operations in this manner. In certain situations, the distribution operations may adjust services and rates for these customers to retain their business. The Company expects to continue to expand the availability of transportation service to additional classes of distribution customers in the future. The Company established a natural gas sales and supply operation in Florida in 1994 to compete for customers eligible for transportation services.

The Company's propane distribution operations compete with several other propane distributors in their service territories, primarily on the basis of service and price, emphasizing reliability of service and responsiveness. Competition is generally from local outlets of national distribution companies and local businesses, because distributors located in close proximity to customers incur lower costs of providing service. Propane competes with electricity as an energy source, because it is typically less expensive than electricity, based on equivalent BTU value. Propane also competes with home heating oil as an energy source. Since natural gas has historically been less expensive than propane, propane is generally not distributed in geographic areas serviced by natural gas pipeline or distribution systems.

The propane wholesale marketing operation competes against various marketers, many of which have significantly greater resources and are able to obtain price or volumetric advantages.

The advanced information services business faces significant competition from a number of larger competitors having substantially greater resources available to them than does the Company. In addition, changes in the advanced information services business are occurring rapidly, which could adversely impact the markets for the products and services offered by these businesses. This segment competes on the basis of technological expertise, reputation and price.

Inflation

Inflation affects the cost of labor, products and services required for operation, maintenance and capital improvements. While the impact of inflation has remained low in recent years, natural gas and propane prices are subject to rapid fluctuations. Fluctuations in natural gas prices are passed on to customers through the gas cost recovery mechanism in the Company's tariffs. To help cope with the effects of inflation on its capital investments and returns, the Company seeks rate relief from regulatory commissions for regulated operations while monitoring

Management's Discussion and Analysis

the returns of its unregulated business operations. To compensate for fluctuations in propane gas prices, Chesapeake adjusts its propane selling prices to the extent allowed by the market.

Recent Pronouncements

The Financial Accounting Standards Board ("FASB") adopted SFAS No. 146, "Accounting for Costs Associated with Exit or Disposal Activities" in June 2002, which requires that a liability for a cost associated with an exit or disposal activity be recognized when a liability is incurred. Under previous guidelines, a liability for an exit cost was recognized at the date of an entity's commitment to an exit plan. This statement was effective for exit or disposal activities initiated on January 1, 2003 or thereafter and had no effect on the Company during 2003.

FASB Interpretation ("FIN") No. 45, "Guarantor's Accounting and Disclosure Requirements for Guarantees, Including Indirect Guarantees of Indebtedness of Others," was adopted in November 2002. The Company has adopted FIN No. 45. There was no impact on the financial statements; however, the disclosures in the Commitments and Contingencies footnote (Note O) were expanded to include additional disclosures required by the pronouncement.

In December 2003, the FASB issued FIN No. 46R, "Consolidation of Variable Interest Entities," which replaced FIN No. 46, "Consolidation of Variable Interest Entities," issued in January 2003. FIN No. 46R was issued to replace FIN No. 46 and to clarify the required accounting for interests in variable interest entities. A variable interest entity is an entity that does not have sufficient equity investment at risk, or the holders of the equity instruments lack the essential characteristics of a controlling financial interest. A variable interest entity is to be consolidated by a company if that company is subject to a majority of the risk of loss from the variable interest entity's activities, or is entitled to receive a majority of the entity's residual returns, or both. As of December 31, 2003, the Company did not have any variable interests in a variable interest entity.

Chesapeake adopted SFAS No. 143, "Accounting for Asset Retirement Obligations," in 2003. See Note B for additional information on the impact.

In December 2002, the FASB issued SFAS No. 148, "Accounting for Stock-Based Compensation – Transition and Disclosure." This had no impact on the Company's financial position or results of operations. The Company continues to apply the intrinsic value method in accounting for stock-based employee compensation permitted by Accounting Principles Board Opinion No. 25 and SFAS No. 123. For each of the periods presented in the consolidated statement of income, no stock-based compensation expense was recorded as no new stock options were issued during those periods.

In April 2003, the FASB issued SFAS No. 149, "Amendment of Statement 133 on Derivative Instruments and Hedging Activities." This statement amends and clarifies financial accounting and reporting for derivative instruments and for hedging activities under FASB Statement No. 133, "Accounting for Derivative Instruments and Hedging Activities" by requiring that contracts with comparable characteristics be accounted for similarly. The adoption of SFAS No. 149 did not have a material impact on Chesapeake's financial position or results of operations.

On August 13, 2003, the FASB ratified the Emerging Issues Task Force ("EITF") Issue No. 03-11 "Reporting Realized Gains and Losses on Derivative Instruments That Are Subject to FASB Statement No. 133 and Not 'Held for Trading Purposes' as Defined in EITF Issue No. 02 – 3." This did not have any effect on the Company's financial position or results of operations.

On January 12, 2004, the FASB released FASB Staff Position No. FAS 106-1 "Accounting and Disclosure Requirements Related to the Medicare Prescription Drug, Improvement and Modernization Act of 2003." The

Company has elected to defer the accounting for the Act, as allowed under Staff Position No. 106-1. See Note L for required disclosures.

Management's Discussion and Analysis

Cautionary Statement

Chesapeake has made statements in this report that are considered to be forward-looking statements. These statements are not matters of historical fact. Sometimes they contain words such as “believes,” “expects,” “intends,” “plans,” “will,” or “may,” and other similar words of a predictive nature. These statements relate to matters such as customer growth, changes in revenues or margins, capital expenditures, environmental remediation costs, regulatory approvals, market risks associated with the Company's propane marketing operation, competition and other matters. It is important to understand that these forward-looking statements are not guarantees but are subject to certain risks and uncertainties and other important factors that could cause actual results to differ materially from those in the forward-looking statements. These factors include, among other things:

- the temperature sensitivity of the natural gas and propane businesses;
- the effect of spot, forward and futures market prices of natural gas and propane on the Company's distribution, wholesale marketing and energy trading businesses;
- the effects of competition on the Company's unregulated and regulated businesses;
- the effect of changes in federal, state or local regulatory and tax requirements, including deregulation;
- the effect of accounting changes;
- the effect of compliance with environmental regulations or the remediation of environmental damage;
- the effects of general economic conditions on the Company and its customers;
- the ability of the Company's new and planned facilities and acquisitions to generate expected revenues; and
- the Company's ability to obtain the rate relief and cost recovery requested from utility regulators and the timing of the requested regulatory actions.

ITEM 7A. QUANTITATIVE AND QUALITATIVE DISCLOSURES ABOUT MARKET RISK.

Information concerning quantitative and qualitative disclosure about market risk is included in Item 7 under the heading "Management's Discussion and Analysis — Market Risk."

ITEM 8. FINANCIAL STATEMENTS AND SUPPLEMENTAL DATA

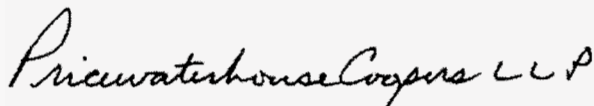
REPORT OF INDEPENDENT ACCOUNTANTS

To the Board of Directors and Stockholders of Chesapeake Utilities Corporation:

In our opinion, the consolidated financial statements listed in the index appearing under Item 15(a)(1) on page 64 present fairly, in all material respects, the financial position of Chesapeake Utilities Corporation and its subsidiaries at December 31, 2003 and 2002, and the results of their operations and their cash flows for each of the three years in the period ended December 31, 2003 in conformity with accounting principles generally accepted in the United States of America. In addition, in our opinion, the financial statement schedule listed in the index appearing under Item 15(a)(2) on page 64 presents fairly, in all material respects, the information set forth therein when read in conjunction with the related consolidated financial statements. These financial statements and financial statement schedule are the responsibility of the Company's management; our responsibility is to express an opinion on these financial statements and financial statement schedule based on our audits. We conducted our audits of these statements in accordance with auditing standards generally accepted in the United States of America, which require that we plan and perform the audit to obtain reasonable assurance about whether the financial statements are free of material misstatement. An audit includes examining, on a test basis, evidence supporting the amounts and disclosures in the financial statements, assessing the accounting principles used and significant estimates made by management, and evaluating the overall financial statement presentation. We believe that our audits provide a reasonable basis for our opinion.

As described in Note A to the consolidated financial statements, the Company has restated its December 31, 2002 and 2001 financial statements with respect to utility unbilled revenue accounting matters.

As discussed in Note G to the consolidated financial statements, the Company adopted Statement of Financial Accounting Standards No. 142, "Goodwill and Other Intangible Assets," in 2002. In addition, as discussed in Note B to the consolidated financial statements, the Company adopted Statement of Financial Accounting Standards No. 143, "Accounting for Asset Retirement Obligations," in 2003.



PRICEWATERHOUSECOOPERS LLP
Philadelphia, Pennsylvania
February 19, 2004

Consolidated Statements of Income

For the Years Ended December 31,	2003	2002 Restated	2001 Restated
<i>Operating Revenues</i>	\$162,298,007	\$134,142,530	\$157,151,253
<i>Operating Expenses</i>			
Cost of sales, excluding costs below	94,680,207	72,999,567	98,663,948
Operations	32,823,830	31,368,621	30,263,403
Maintenance	1,737,855	1,924,210	1,748,932
Depreciation and amortization	7,089,837	7,089,190	6,342,412
Other taxes	4,386,878	4,156,263	3,911,557
Total operating expenses	140,718,607	117,537,851	140,930,252
<i>Operating Income</i>	\$21,579,400	\$16,604,679	\$16,221,001
<i>Other Income</i>	238,439	494,904	694,441
<i>Income Before Interest Charges</i>	21,817,839	17,099,583	16,915,442
<i>Interest Charges</i>	5,705,911	4,955,022	5,010,516
<i>Income before Income Taxes</i>	16,111,928	12,144,561	11,904,926
<i>Income Taxes</i>	6,032,445	4,609,552	4,564,363
<i>Income from continuing operations</i>	10,079,483	7,535,009	7,340,563
<i>Income (Loss) from discontinued operations, net of tax</i>			
Discontinued operations	(799,794)	(1,897,837)	(648,751)
Gain on sale	12,187	-	-
Total loss from discontinued operations	(787,607)	(1,897,837)	(648,751)
Cumulative Effect of Change in Accounting Principle, net of tax	-	(1,916,000)	
Net Income	\$9,291,876	\$3,721,172	\$6,691,812
<i>Earnings Per Share of Common Stock:</i>			
Basic			
From continuing operations	\$1.80	\$1.37	\$1.37
From discontinued operations	(0.14)	(0.34)	(0.12)
Effect of change in accounting principle		(0.35)	
Net Income	\$1.66	\$0.68	\$1.25
Diluted			
From continuing operations	\$1.76	\$1.37	\$1.35
From discontinued operations	(0.13)	(0.34)	(0.12)
Effect of change in accounting principle	-	(0.35)	-
Net Income	\$1.63	\$0.68	\$1.23

The accompanying notes are an integral part of the financial statements.

Consolidated Statements of Cash Flows

For the Years Ended December 31,	2003	2002 Restated	2001 Restated
<i>Operating Activities</i>			
Net Income	\$9,291,876	\$3,721,172	\$6,691,812
Adjustments to reconcile net income to net operating cash:			
Depreciation and amortization	8,030,398	7,932,345	7,084,080
Depreciation and accretion included in other costs	2,467,582	2,490,799	1,908,978
Goodwill impairment		4,674,000	
Deferred income taxes, net	2,397,594	263,826	475,901
Mark-to-market adjustments	457,901	(704,908)	906,551
Employee benefits and compensation	1,121,571	188,616	193,777
Other, net	15,874	34,571	197,475
Changes in assets and liabilities:			
Accounts receivable, net	(3,565,363)	(2,821,343)	17,193,931
Inventories, storage gas and materials	(466,411)	311,668	1,117,052
Prepaid expenses and other current assets	226,455	(675,063)	(293,836)
Other deferred charges	239,862	(347,671)	(1,814,802)
Accounts payable, net	882,575	6,590,375	(19,103,097)
Refunds payable to customers	(291,260)	(473,733)	(43,553)
Income taxes receivable	25,090	182,591	497,581
Accrued interest	(47,464)	(1,058,570)	1,163,226
Accrued compensation	762,629	(261,114)	313,625
Over (under) recovered deferred purchased gas costs	102,666	3,606,075	358,779
Other current liabilities	(192,996)	594,107	(1,083,994)
Other long-term liabilities	521,870	141,358	(312,889)
Net cash provided by operating activities	21,980,449	24,389,101	15,450,597
<i>Investing Activities</i>			
Property, plant and equipment expenditures, net	(11,790,364)	(14,705,244)	(27,414,426)
Change in intangibles	-	12,426	(2,208,699)
Sale of discontinued operations	3,732,649	-	-
Environmental recoveries, net of expenditures	2,193,318	631,750	437,319
Net cash used by investing activities	(5,864,397)	(14,061,068)	(29,185,806)
<i>Financing Activities</i>			
Common stock dividends	(6,147,264)	(6,016,052)	(5,825,837)
Issuance of stock:			
Dividend Reinvestment Plan optional cash	347,546	266,638	191,765
Dividends reinvested by stockholders	743,728	693,858	609,793
Retirement Savings Plan	920,522	1,011,515	1,023,919
Conversion of debentures	319,437	76,831	108,756
Net (repayments) borrowing under line of credit agreements	(7,384,742)	(31,200,000)	16,700,000
Proceeds from issuance of long-term debt, net	-	29,918,850	300,000
Repayment of long-term debt	(4,265,054)	(3,809,732)	(2,791,168)
Net cash (used) provided by financing activities	(15,465,827)	(9,058,092)	10,317,228
<i>Net Increase in Cash and Cash Equivalents</i>	650,225	1,269,941	(3,417,981)
<i>Cash and Cash Equivalents — Beginning of Period</i>	2,458,276	1,188,335	4,606,316
<i>Cash and Cash Equivalents — End of Period</i>	\$3,108,501	\$2,458,276	\$1,188,335
<i>Supplemental Disclosure of Cash Flow Information</i>			
Cash paid for interest	\$5,648,332	\$6,255,193	\$4,128,477
Cash paid for income taxes	\$3,767,816	\$2,160,750	\$3,601,400

The accompanying notes are an integral part of the financial statements.

Consolidated Balance Sheets

Assets

At December 31,	2003	2002 Restated
Property, Plant and Equipment		
Natural gas distribution and transmission	\$186,661,469	\$178,082,794
Propane	35,577,104	34,347,597
Advanced information services	1,396,595	1,475,060
Water services	762,383	4,603,745
Other plant	8,796,305	9,062,339
Total property, plant and equipment	233,193,856	227,571,535
Plus: Construction work in progress	1,724,721	1,556,040
Less: Accumulated depreciation and amortization	(67,046,318)	(62,281,788)
Net property, plant and equipment	167,872,259	166,845,787
Investments	386,710	362,855
Current Assets		
Cash and cash equivalents	3,108,501	2,458,276
Accounts receivable (less allowance for uncollectibles of \$659,047 and \$659,628, respectively)	30,689,597	27,343,754
Materials and supplies, at average cost	923,556	995,165
Appliance and other inventory, at FIFO	173,044	1,193,585
Propane inventory, at average cost	3,387,535	4,028,878
Storage gas prepayments	4,622,601	3,033,772
Underrecovered purchased gas costs	660,601	763,267
Income taxes receivable	489,841	514,931
Prepaid expenses	2,069,988	2,833,314
Other current assets	768,958	755,682
Total current assets	46,894,222	43,920,624
Deferred Charges and Other Assets		
Environmental regulatory assets	353,092	2,527,251
Environmental expenditures	364,088	2,557,406
Goodwill, net	674,451	869,519
Other intangible assets, net	305,213	1,927,622
Long-term receivables	1,637,998	1,536,624
Other regulatory assets	1,693,401	2,029,073
Other deferred charges	983,230	1,144,020
Total deferred charges and other assets	6,011,473	12,591,515
Total Assets	\$221,164,664	\$223,720,781

The accompanying notes are an integral part of the financial statements.

Capitalization and Liabilities

At December 31,	2003	2002 Restated
Capitalization		
Stockholders' equity		
Common Stock, par value \$.4867 per share; (authorized 12,000,000 shares; issued and outstanding 5,660,594 and 5,537,710 shares, respectively)	\$2,754,748	\$2,694,935
Additional paid-in capital	34,176,361	31,756,983
Retained earnings	36,008,246	32,898,283
Total stockholders' equity	72,939,355	67,350,201
Long-term debt, net of current maturities	69,415,545	73,407,684
Total capitalization	142,354,900	140,757,885
Current Liabilities		
Current portion of long-term debt	3,665,091	3,938,006
Short-term borrowing	3,515,258	10,900,000
Accounts payable	21,997,413	21,141,996
Refunds payable to customers	206,582	497,842
Customer deposits	2,008,379	2,007,983
Accrued interest	652,367	699,831
Dividends payable	1,556,631	1,521,982
Deferred income taxes payable	119,814	49,714
Accrued compensation	3,266,072	1,777,544
Other accrued liabilities	1,657,523	2,052,442
Total current liabilities	38,645,130	44,587,340
Deferred Credits and Other Liabilities		
Deferred income taxes	19,590,995	17,263,501
Deferred investment tax credits	492,725	547,541
Environmental liability	562,194	2,802,424
Accrued pension costs	2,015,128	1,619,456
Accrued asset removal cost	13,536,209	12,067,121
Other liabilities	3,967,383	4,075,513
Total deferred credits and other liabilities	40,164,634	38,375,556
Commitments and Contingencies (Notes N and O)		
Total Capitalization and Liabilities	\$221,164,664	\$223,720,781

The accompanying notes are an integral part of the financial statements.

Consolidated Statements of Stockholders' Equity

For the Years Ended December 31,	2003	2002 Restated	2001 Restated
<i>Common Stock</i>			
Balance — beginning of year	\$2,694,935	\$2,640,060	\$2,577,992
Dividend Reinvestment Plan	24,888	24,229	20,977
Retirement Savings Plan	21,047	25,669	26,730
Conversion of debentures	9,144	2,199	3,117
Performance shares and options exercised	4,734	2,778	11,244
Balance — end of year	2,754,748	2,694,935	2,640,060
<i>Additional Paid-in Capital</i>			
Balance — beginning of year	31,756,983	29,653,992	27,672,005
Dividend Reinvestment Plan	1,066,386	936,268	780,582
Retirement Savings Plan	899,475	985,846	997,187
Conversion of debentures	310,293	74,632	105,639
Performance shares and options exercised	143,224	106,245	98,579
Balance — end of year	34,176,361	31,756,983	29,653,992
<i>Retained Earnings</i>			
Balance — beginning of year	32,898,283	35,223,314	34,419,225
Net income	9,291,876	3,721,172	6,691,812
Cash dividends ⁽¹⁾	(6,181,913)	(6,046,203)	(5,887,723)
Balance — end of year	36,008,246	32,898,283	35,223,314
Total Stockholders' Equity	\$72,939,355	\$67,350,201	\$67,517,366

⁽¹⁾ Cash dividends declared per share for 2003, 2002 and 2001 were \$1.10, \$1.10 and \$1.095, respectively

For the Years Ended December 31,	2003	2002	2001
Common Stock shares issued and outstanding ⁽²⁾			
Balance — beginning of year	5,537,710	5,424,962	5,297,443
Dividend Reinvestment Plan ⁽³⁾	51,125	49,782	43,101
Sale of stock to the Company's Retirement Savings Plan	43,245	52,740	54,921
Conversion of debentures	18,788	4,518	6,395
Performance shares and options exercised	9,726	5,708	23,102
Balance — end of year ⁽⁴⁾	5,660,594	5,537,710	5,424,962

⁽²⁾ 12,000,000 shares are authorized at a par value of \$0.4867 per share.

⁽³⁾ Includes dividends reinvested and optional cash payments.

⁽⁴⁾ The Company had 47,659, 37,353, and 30,446 shares held in Rabbi Trusts at December 31, 2003, 2002 and 2001, respectively.

The accompanying notes are an integral part of the financial statements.

Consolidated Statements of Income Taxes

For the Years Ended December 31,	2003	2002 Restated	2001 Restated
Current Income Tax Expense			
Federal	\$2,732,101	\$1,624,698	\$3,204,526
State	943,993	571,540	605,459
Investment tax credit adjustments, net	(54,816)	(54,816)	(54,815)
Total current income tax expense	3,621,278	2,141,422	3,755,170
Deferred Income Tax Expense ⁽¹⁾			
Property, plant and equipment	1,855,131	3,742,415	769,264
Deferred gas costs	105,846	(1,701,273)	(48,426)
Pensions and other employee benefits	(203,229)	(139,861)	(71,089)
Impairment of intangibles	1,463,995	(1,785,160)	0
Environmental expenditures	(866,206)	(404,659)	(142,362)
Other	(19,367)	507,799	(29,885)
Total deferred income tax expense	2,336,170	219,261	477,502
Total Income Tax Expense	\$5,957,448	\$2,360,683	\$4,232,672
Reconciliation of Effective Income Tax Rates			
Continuing operations			
Federal income tax expense ⁽²⁾	\$5,478,056	\$4,129,150	\$4,166,724
State income taxes, net of federal benefit	737,367	582,681	492,061
Other	(182,978)	(102,279)	(94,422)
Total continuing operations	6,032,445	4,609,552	4,564,363
Discontinued operations	(74,997)	(2,248,869)	(331,691)
Total Income Tax Expense	\$5,957,448	\$2,360,683	\$4,232,672
Effective income tax rate	39.1%	38.8%	38.7%

At December 31,	2003	2002 Restated
Deferred Income Taxes		
Deferred income tax liabilities:		
Property, plant and equipment	\$21,186,978	\$19,568,426
Environmental costs	67,354	881,567
Deferred gas costs	277,438	70,542
Other	910,705	1,307,082
Total deferred income tax liabilities	22,442,475	21,827,617
Deferred income tax assets:		
Pension and other employee benefits	1,500,539	1,505,008
Impairment of intangibles	125,165	1,785,160
Self insurance	585,524	547,349
Other	520,438	676,885
Total deferred income tax assets	2,731,666	4,514,402
Deferred Income Taxes Per Consolidated Balance Sheet	\$19,710,809	\$17,313,215

⁽¹⁾ Includes \$113,000, \$131,000 and \$98,000 of deferred state income taxes for the years 2003, 2002 and 2001, respectively.

⁽²⁾ Federal income taxes for the years 2003 and 2002 were recorded at 34%. The year 2001 was recorded at 35%.

The accompanying notes are an integral part of the financial statements.

Notes to Consolidated Financial Statements

A. SUMMARY OF ACCOUNTING POLICIES

Restatement

The Company has restated its 2002 and 2001 financial statements in order to reflect the results of its Delaware and Maryland natural gas divisions on the “accrual” revenue recognition method rather than the “as billed” revenue recognition method. This change had an insignificant effect on the Company’s annual results for the last three years. Under the “as billed” method, revenues from customer sales are not recognized until the meter is read and the amount of gas used is billed. Whereas, under the “accrual” method, at the end of each period, the amount of gas used is estimated and is recognized as revenue. The Company’s Florida division has historically used the “accrual” method in accordance with Florida Public Service Commission (“PSC”) requirements. The Delaware and Maryland divisions have historically used the “as billed” method to recognize revenues consistent with the rate-setting processes in those states. In order to consistently apply the “accrual” method, the Company met separately with the staffs of the Delaware and Maryland Public Service Commissions to determine the regulatory impact of the change. Having determined that there is little to no impact, the Company has conformed the revenue recognition method used in its Delaware and Maryland divisions to the method used by its Florida division. In order to provide comparable information, the Company has restated its 2002 and 2001 financial statements to reflect the “accrual” revenue recognition method. As a result of the restatement, retained earnings of the Company as of January 1, 2001 increased by \$697,000 compared to previously reported amounts. As indicated below, the change has no impact on basic earnings per share. There is no impact on fully diluted earnings per share in 2002 and a \$0.01 decrease in 2001.

	December 31, 2002 As Previously Reported (1)	Impact of Revenue Recognition Change	December 31, 2002 As Restated	December 31, 2001 As Previously Reported (1)	Impact of Revenue Recognition Change	December 31, 2001 As Restated
Selected Income Statement Information						
Operating Revenues	\$134,100,730	\$41,800	\$134,142,530	\$157,670,322	(\$519,069)	\$157,151,253
Operating Income	16,618,131	(13,452)	16,604,679	16,270,315	(49,314)	16,221,001
Income from Continuing Operations	7,542,990	(7,981)	7,535,009	7,370,288	(29,725)	7,340,563
Net Income	3,729,153	(7,981)	3,721,172	6,721,537	(29,725)	6,691,812
Earnings Per Share of Common Stock						
Basic						
From Continuing Operations	\$1.37	\$0.00	\$1.37	\$1.37	\$0.00	\$1.37
Net Income	\$0.68	\$0.00	\$0.68	\$1.25	\$0.00	\$1.25
Diluted						
From Continuing Operations	\$1.37	\$0.00	\$1.37	\$1.35	\$0.00	\$1.35
Net Income	\$0.68	\$0.00	\$0.68	\$1.24	(\$0.01)	\$1.23
Selected Balance Sheet Information						
Assets						
Accounts receivable	\$24,045,852	\$3,297,902	27,343,754			
Unrecovered purchased gas costs	2,968,931	(2,205,664)	763,267			
Income taxes	488,339	26,592	514,931			
Other regulatory assets	2,020,751	8,322	2,029,073			
Liabilities						
Deferred income taxes	(\$417,665)	\$467,379	49,714			
Stockholders' Equity						
Retained Earnings	\$32,238,510	\$659,773	32,898,283			

(1) December 31, 2002 and 2001 Operating Revenue, Operating Income and Income from Continuing Operations exclude the results of the operations discontinued in 2003 and include minor reclassifications to conform with the presentation of the 2003 results.

Nature of Business

Chesapeake Utilities Corporation (“Chesapeake” or “the Company”) is engaged in natural gas distribution to approximately 47,600 customers located in central and southern Delaware, Maryland’s Eastern Shore and Florida. The Company’s natural gas transmission subsidiary operates a pipeline from various points in Pennsylvania and

northern Delaware to the Company's Delaware and Maryland distribution divisions, as well as other utility and industrial customers in Pennsylvania, Delaware and the Eastern Shore of Maryland. The Company's propane distribution and wholesale marketing segment provides distribution service to approximately 34,900 customers in central and southern Delaware, the Eastern Shore of Maryland, Florida and Virginia, and markets propane to a number of large independent oil and petrochemical companies, resellers and propane distribution companies in the southeastern United States. The advanced information services segment provides domestic and international clients with information technology related business services and solutions for both enterprise and e-business applications.

Principles of Consolidation

The Consolidated Financial Statements include the accounts of the Company and its wholly owned subsidiaries. The Company does not have any ownership interests in investments accounted for using the equity method or any variable interests in a variable interest entity. All significant intercompany transactions have been eliminated in consolidation.

System of Accounts

The natural gas distribution divisions of the Company located in Delaware, Maryland and Florida are subject to regulation by their respective PSCs with respect to their rates for service, maintenance of their accounting records and various other matters. Eastern Shore Natural Gas Company is an open access pipeline and is subject to regulation by the Federal Energy Regulatory Commission. The Company's financial statements are prepared in accordance with generally accepted accounting principles, which give appropriate recognition to the ratemaking and accounting practices and policies of the various commissions. The propane and advanced information services segments are not subject to regulation with respect to rates or maintenance of accounting records.

Property, Plant, Equipment and Depreciation

Utility property is stated at original cost while the assets of the non-utility segments are recorded at cost. The costs of repairs and minor replacements are charged against income as incurred and the costs of major renewals and betterments are capitalized. As of January 1, 2003, Chesapeake Utilities adopted SFAS No. 143. See Note B for a summary of the impact on the financial statements. Prior to the adoption of SFAS No. 143, upon retirement or disposition of utility property, the recorded cost of removal, net of salvage value, was charged to accumulated depreciation. In 2003, the costs were charged against accrued asset removal cost. Upon retirement or disposition of non-utility property, the gain or loss, net of salvage value, is charged to income. The provision for depreciation is computed using the straight-line method at rates that amortize the unrecovered cost of depreciable property over the estimated remaining useful life of the asset. Depreciation and amortization expenses are provided at an annual rate for each segment. Average rates for the past three years were 3 percent for natural gas distribution and transmission, 5 percent for propane, 14 percent for advanced information services and 8 percent for general plant.

Cash and Cash Equivalents

The Company's policy is to invest cash in excess of operating requirements in overnight income producing accounts. Such amounts are stated at cost, which approximates market value. Investments with an original maturity of three months or less are considered cash equivalents.

Inventories

The Company uses the average cost method to value propane and materials and supplies inventory. The appliance inventory is valued at first-in first-out ("FIFO"). If the market prices drop below cost, inventory balances are adjusted to market values.

Environmental Regulatory Assets, Liabilities and Expenditures

Environmental regulatory assets represent amounts related to environmental liabilities for which cash expenditures have not yet been made. As expenditures are incurred, the environmental liability is reduced along with the environmental regulatory asset. These amounts awaiting ratemaking treatment are recorded to either environmental expenditures as an asset or accumulated depreciation as cost of removal. Environmental expenditures are amortized

Notes to Consolidated Financial Statements

and/or recovered through a rider to base rates in accordance with the ratemaking treatment granted in each jurisdiction.

Goodwill and Other Intangible Assets

Goodwill and other intangible assets are associated with the acquisition of non-utility companies. In accordance with Statement of Financial Accounting Standards (“SFAS”) No. 142, goodwill is not amortized, but is tested for impairment on an annual basis and when events change. Other intangible assets are amortized on a straight-line basis over their estimated economic useful lives.

Other Deferred Charges

Other deferred charges include discount, premium and issuance costs associated with long-term debt and rate case expenses. Debt costs are deferred, then amortized over the original lives of the respective debt issuances. Rate case expenses are deferred, then amortized over periods approved by the applicable regulatory authorities.

Income Taxes and Investment Tax Credit Adjustments

The Company files a consolidated federal income tax return. Income tax expense allocated to the Company’s subsidiaries is based upon their respective taxable incomes and tax credits.

Deferred tax assets and liabilities are recorded for the tax effect of temporary differences between the financial statements and tax bases of assets and liabilities and are measured using current effective income tax rates. The portions of the Company’s deferred tax liabilities applicable to utility operations, which have not been reflected in current service rates, represent income taxes recoverable through future rates. Investment tax credits on utility property have been deferred and are allocated to income ratably over the lives of the subject property.

Financial Instruments

Xeron, the Company’s propane marketing operation, engages in trading activities using forward and futures contracts which have been accounted for using the mark-to-market method of accounting. Under mark-to-market accounting, the Company’s trading contracts are recorded at fair value, net of future servicing costs, and changes in market price are recognized as gains or losses in revenues on the income statement in the period of change. The resulting unrealized gains and losses are recorded as assets or liabilities, respectively. There were unrealized gains of \$172,000 and \$630,000 at December 31, 2003 and 2002, respectively. Trading liabilities are recorded in other accrued liabilities. Trading assets are recorded in prepaid expenses and other current assets.

The Company’s natural gas and propane distribution operations have entered into agreements with natural gas and propane suppliers to purchase gas for resale to their customers. Purchases under these contracts are considered “normal purchases and sales” under SFAS No. 133 and are accounted for on an accrual basis.

The propane distribution operation has entered into fair value hedges of its inventory, in order to mitigate the impact of wholesale price fluctuations. At December 31, 2003, propane distribution had entered into contracts to hedge 2.6 million gallons of propane inventory.

Earnings Per Share

The calculations of both basic and diluted earnings per share from continuing operations are presented in the following chart. In 2002, the impact of converting the debentures would have been anti-dilutive; therefore, it was not included in the calculation. Additionally, in both 2002 and 2001, the effect of exercising the outstanding stock options would have been anti-dilutive; therefore, it was not included in the calculations.

For the Years Ended December 31,	2003	2002 Restated	2001 Restated
Calculation of Basic Earnings Per Share from Continuing Operations:			
Net income from continuing operations	\$10,079,483	\$7,535,009	\$7,340,563
Weighted average shares outstanding	5,610,592	5,489,424	5,367,433
Basic Earnings Per Share from Continuing Operations	\$1.80	\$1.37	\$1.37
Calculation of Diluted Earnings Per Share from Continuing Operations:			
Reconciliation of Numerator:			
Net Income from continuing operations — Basic	\$10,079,483	\$7,535,009	\$7,340,563
Effect of 8.25% Convertible debentures	157,557	-	171,725
Adjusted numerator — Diluted	\$10,237,040	\$7,535,009	\$7,512,288
Reconciliation of Denominator:			
Weighted shares outstanding — Basic	5,610,592	5,489,424	5,367,433
Effect of dilutive securities			
Stock options	1,361	-	-
Warrants	5,481	1,649	849
8.25% Convertible debentures	184,532	-	201,125
Adjusted denominator — Diluted	5,801,966	5,491,073	5,569,407
Diluted Earnings Per Share from Continuing Operations	\$1.76	\$1.37	\$1.35

Operating Revenues

Revenues for the natural gas distribution operations of the Company are based on rates approved by the various public service commissions. The natural gas transmission operation revenues are based on rates approved by the Federal Energy Regulatory Commission (“FERC”). Customers’ base rates may not be changed without formal approval by these commissions. However, the regulatory authorities have granted the Company’s regulated natural gas distribution operations the ability to negotiate rates with customers that have competitive alternatives using approved methodologies. In addition, the natural gas transmission operation can negotiate rates above or below the FERC-approved tariff rates.

Chesapeake’s natural gas distribution operations each have a gas cost recovery mechanism that provides for the adjustment of rates charged to customers as gas costs fluctuate. These amounts are collected or refunded through adjustments to rates in subsequent periods.

The Company charges flexible rates to the natural gas distribution’s industrial interruptible customers to compete with alternative types of fuel. Based on pricing, these customers can choose natural gas or alternative types of supply. Neither the Company nor the interruptible customer is contractually obligated to deliver or receive natural gas.

The propane wholesale marketing operation records trading activity net, on a mark-to-market basis for open contracts. The propane distribution, advanced information services and other segments record revenue in the period the products are delivered and/or services are rendered.

Certain Risks and Uncertainties

The financial statements are prepared in conformity with generally accepted accounting principles that require management to make estimates in measuring assets and liabilities and related revenues and expenses (see Notes N and O to the Consolidated Financial Statements for significant estimates). These estimates involve judgments with

Notes to Consolidated Financial Statements

respect to, among other things, various future economic factors that are difficult to predict and are beyond the control of the Company. Therefore, actual results could differ from those estimates.

The Company records certain assets and liabilities in accordance with SFAS No. 71. If the Company were required to terminate application of SFAS No. 71 for its regulated operations, all such deferred amounts would be recognized in the income statement at that time. This would result in a charge to earnings, net of applicable income taxes, which could be material.

FASB Statements and Other Authoritative Pronouncements

The Financial Accounting Standards Board (“FASB”) adopted SFAS No. 146, “Accounting for Costs Associated with Exit or Disposal Activities” in June 2002, which requires that a liability for a cost associated with an exit or disposal activity be recognized when a liability is incurred. Under previous guidelines, a liability for an exit cost was recognized at the date of an entity’s commitment to an exit plan. This statement was effective for exit or disposal activities initiated on January 1, 2003 or thereafter and had no effect on the Company during 2003.

FASB Interpretation (“FIN”) No. 45, “Guarantor’s Accounting and Disclosure Requirements for Guarantees, Including Indirect Guarantees of Indebtedness of Others,” was adopted in November 2002. The Company has adopted FIN No. 45. There was no impact on the financial statements; however, the disclosures in the Commitments and Contingencies footnote (Note O) were expanded to include additional disclosures required by the pronouncement.

In December 2003, the FASB issued FIN No. 46R, “Consolidation of Variable Interest Entities,” which replaced FIN No. 46, “Consolidation of Variable Interest Entities,” issued in January 2003. FIN No. 46R was issued to replace FIN No. 46 and to clarify the required accounting for interests in variable interest entities. A variable interest entity is an entity that does not have sufficient equity investment at risk, or the holders of the equity instruments lack the essential characteristics of a controlling financial interest. A variable interest entity is to be consolidated by a company if that company is subject to a majority of the risk of loss from the variable interest entity’s activities, or is entitled to receive a majority of the entity’s residual returns, or both. As of December 31, 2003, the Company did not have any variable interests in a variable interest entity.

Chesapeake adopted SFAS No. 143, “Accounting for Asset Retirement Obligations,” in 2003. See Note B for additional information on the impact.

In December 2002, the FASB issued SFAS No. 148, “Accounting for Stock-Based Compensation – Transition and Disclosure.” This had no impact on the Company’s financial position or results of operations. The Company continues to apply the intrinsic value method in accounting for stock-based employee compensation permitted by Accounting Principles Board Opinion No. 25 and SFAS No. 123. For each of the periods presented in the consolidated statement of income, no stock-based compensation expense was recorded as no new stock options were issued during those periods.

In April 2003, the FASB issued SFAS No. 149, “Amendment of Statement 133 on Derivative Instruments and Hedging Activities.” This statement amends and clarifies financial accounting and reporting for derivative instruments and for hedging activities under FASB Statement No. 133, “Accounting for Derivative Instruments and Hedging Activities” by requiring that contracts with comparable characteristics be accounted for similarly. The adoption of SFAS No. 149 did not have a material impact on Chesapeake’s financial position or results of operations.

On August 13, 2003, the FASB ratified the Emerging Issues Task Force (“EITF”) Issue No. 03-11 “Reporting Realized Gains and Losses on Derivative Instruments That Are Subject to FASB Statement No. 133 and Not ‘Held for Trading Purposes’ as Defined in EITF Issue No. 02-3.” This did not have any effect on the Company’s financial position or results of operations.

On January 12, 2004, the FASB released FASB Staff Position No. FAS 106-1 "Accounting and Disclosure Requirements Related to the Medicare Prescription Drug, Improvement and Modernization Act of 2003." The Company has elected to defer the accounting for the Act, as allowed under Staff Position No. 106-1. See Note L for required disclosures.

Reclassification of Prior Years' Amounts

Certain prior years' amounts have been reclassified to conform to the current year's presentation.

B. ADOPTION OF ACCOUNTING PRINCIPLES

Chesapeake adopted SFAS No. 143, "Accounting for Asset Retirement Obligations," during 2003. The Company's regulated operations are allowed by the regulatory bodies to recover the costs of retiring their long-lived assets through approved depreciation rates. Under the pronouncement, the Company was required to record the portion of depreciation that represents asset removal cost as a regulatory liability on its financial statements. Previously, asset removal costs were included in accumulated depreciation. Additionally, the portion of the depreciation rates approved by the regulators that represents asset removal costs are now recorded in operations expense. In the past, they were recorded in depreciation expense. These changes had no impact on the net earnings of the Company. All periods presented have been reclassified in order to make the statements comparable. Accrued asset removal cost was \$13.5 million and \$12.1 million at December 31, 2003 and 2002, respectively.

Please refer to Note G for information on the adoption of SFAS No. 142.

C. BUSINESS DISPOSITIONS, DISCONTINUED OPERATIONS AND ACQUISITIONS

During 2001, Chesapeake acquired Absolute Water Care, Inc., and selected assets of Aquarius Systems, Inc., EcoWater Systems of Rochester and Intermountain Water, Inc. These companies provided water treatment, water conditioning and bottled water to customers in various geographic regions. These acquisitions were all accounted for as purchases and the Company's financial results included the results of operations beginning on the date of acquisition. Previously, Chesapeake had acquired three other water service companies.

During 2003, Chesapeake decided to exit the water services business and sold six of the operations. Chesapeake expects to dispose of the remaining operation during 2004. As of December 31, 2003, the results for all water service businesses have been reclassified to discontinued operations for all periods presented. A gain of \$12,000, net of tax, was recorded in 2003 on the sale of the water operations.

Operating revenues for discontinued operations were \$9.8 million, \$11.7 million and \$10.0 million for 2003, 2002 and 2001, respectively. Operating losses for discontinued operations were \$917,000, \$2.8 million and \$725,000 for 2003, 2002 and 2001, respectively. The following table represents amounts for discontinued operations that are included in the balance sheets at December 31, 2003 and 2002.

Notes to Consolidated Financial Statements

Chesapeake Utilities Corporation — Discontinued Operations

Balance Sheets

Assets

At December 31,	2003	2002
Property, Plant and Equipment		
Property, plant and equipment	\$762,383	\$4,619,703
Less: Accumulated depreciation and amortization	(326,792)	(1,814,296)
Net property, plant and equipment	435,591	2,805,407
Current Assets		
Cash and cash equivalents	1,437,821	444,167
Accounts receivable (less allowance for uncollectibles of \$5,346 and \$100,069, respectively)	273,799	1,198,892
Appliance and other inventory, at FIFO	99,839	841,688
Deferred income taxes receivable	20,725	35,024
Prepaid expenses	110,175	146,240
Total current assets	1,942,359	2,666,011
Deferred Charges and Other Assets		
Goodwill, net	-	195,068
Other intangible assets, net	70,018	1,677,197
Deferred income taxes receivable	150,847	1,439,098
Other deferred charges	-	624
Total deferred charges and other assets	220,865	3,311,987
Total Assets	\$2,598,815	\$8,783,405

Capitalization and Liabilities

Capitalization		
Common Stock	\$51,010	\$51,010
Additional paid-in capital	3,914,783	3,914,783
Retained deficits	(5,271,164)	(4,483,557)
Total stockholders' equity	(1,305,371)	(517,764)
Long-term debt, net of current maturities	-	7,047
Total capitalization	(1,305,371)	(510,717)
Current Liabilities		
Current portion of long-term debt	-	7,047
Accounts payable	67,303	240,913
Due to parent company	3,558,434	7,710,706
Customer deposits	11,403	79,513
Income taxes payable	192,290	146,978
Other accrued liabilities	74,756	378,924
Total current liabilities	3,904,186	8,564,081
Other Liabilities	-	730,041
Total Capitalization and Liabilities	\$2,598,815	\$8,783,405

D. SEGMENT INFORMATION

The following table presents information about the Company's reportable segments. Results exclude discontinued operations.

For the Years Ended December 31,	2003	2002 Restated	2001 Restated
Operating Revenues, Unaffiliated Customers			
Natural gas distribution and transmission	\$110,071,054	\$93,497,345	\$107,305,685
Propane distribution and marketing	39,759,536	28,124,093	35,741,678
Advanced information services	12,476,746	12,523,856	14,103,890
Other	(9,329)	(2,764)	-
Total operating revenues, unaffiliated customers	\$162,298,007	\$134,142,530	\$157,151,253
Intersegment Revenues ⁽¹⁾			
Natural gas distribution and transmission	\$175,757	\$90,730	\$112,006
Advanced information services	100,804	239,767	-
Other	711,159	720,221	783,051
Total intersegment revenues	\$987,720	\$1,050,718	\$895,057
Operating Income			
Natural gas distribution and transmission	\$16,653,111	\$14,973,405	\$14,405,352
Propane distribution and marketing	3,875,351	1,051,888	912,819
Advanced information services	691,909	343,296	517,427
Other and eliminations	359,029	236,090	385,403
Total operating income	\$21,579,400	\$16,604,679	\$16,221,001
Depreciation and Amortization			
Natural gas distribution and transmission	\$5,188,273	\$5,049,546	\$4,388,935
Propane distribution and marketing	1,506,201	1,602,655	1,465,215
Advanced information services	190,548	208,430	255,760
Other and eliminations	204,815	228,559	232,502
Total depreciation and amortization	\$7,089,837	\$7,089,190	\$6,342,412
Capital Expenditures			
Natural gas distribution and transmission	\$9,078,043	\$12,116,993	\$23,185,889
Propane distribution and marketing	2,244,583	1,231,199	2,453,081
Advanced information services	76,924	99,290	252,159
Other	422,789	388,051	401,877
Total capital expenditures	\$11,822,339	\$13,835,533	\$26,293,006

⁽¹⁾ All significant intersegment revenues are billed at market rates and have been eliminated from consolidated revenues.

At December 31,	2003	2002 Restated	2001 Restated
Identifiable Assets			
Natural gas distribution and transmission	\$169,865,930	\$166,478,223	\$163,766,176
Propane distribution and marketing	38,359,251	37,939,683	34,314,633
Advanced information services	2,912,733	2,680,304	2,593,740
Other	7,791,796	9,460,267	9,552,844
Total identifiable assets	\$218,929,710	\$216,558,477	\$210,227,393

Notes to Consolidated Financial Statements

Chesapeake uses the management approach to identify operating segments. Chesapeake organizes its business around differences in products or services and the operating results of each segment are regularly reviewed by the Company's chief operating decision maker in order to make decisions about resources and to assess performance. The segments are evaluated based on their pre-tax operating income.

E. FAIR VALUE OF FINANCIAL INSTRUMENTS

Various items within the balance sheet are considered to be financial instruments because they are cash or are to be settled in cash. The carrying values of these items generally approximate their fair value (see Note F to the Consolidated Financial Statements for disclosure of fair value of investments). The Company's open forward and futures contracts at December 31, 2003 and 2002 had net unrealized gains in fair value of \$172,000 and \$630,000, respectively, based on market rates. The fair value of the Company's long-term debt is estimated using a discounted cash flow methodology. The Company's long-term debt at December 31, 2003, including current maturities, had an estimated fair value of \$80.9 million as compared to a carrying value of \$73.1 million. At December 31, 2002, the estimated fair value was approximately \$88.0 million as compared to a carrying value of \$77.3 million. These estimates are based on published corporate borrowing rates for debt instruments with similar terms and average maturities.

F. INVESTMENTS

The investment balances at December 31, 2003 and 2002, consisted primarily of a Rabbi Trust ("the trust") associated with the acquisition of Xeron, Inc. The Company has classified the underlying investments held by the trust as trading securities, which require all gains and losses to be recorded into other income. The trust was established during the acquisition as a retention bonus for an executive of Xeron. The Company has an associated liability recorded which is adjusted, along with other expense, for the gains and losses incurred by the trust.

G. GOODWILL AND OTHER INTANGIBLE ASSETS

The Company adopted SFAS No. 142 in the first quarter of 2002. The Company performed a test as of January 1, 2002, for goodwill impairment using the two-step process prescribed in SFAS No. 142. The first step was a screen for potential impairment, using January 1, 2002, as the measurement date. The second step was a measurement of the amount of the goodwill determined to be impaired. The results of the tests indicated that the goodwill associated with the Company's water business was impaired and that the amount of the impairment was \$3.2 million. This was recorded as the cumulative effect of a change in accounting principle. The fair value of the water business was determined using several methods, including discounted cash flow projections and market valuations for recent purchases and sales of similar businesses. These were weighted based on their expected probability. The previous test for impairment of goodwill, prescribed under SFAS No. 121, looked at undiscounted cash flows. The determination that the goodwill associated with the Company's water business was impaired was the result of the more stringent tests required by the new pronouncement. SFAS No. 142 requires that impairment tests be performed annually. At December 31, 2002, the test indicated an additional impairment charge of \$1.5 million was necessary. The unprofitable performance of the Company's water services business was the primary cause of the impairment.

In accordance with SFAS No. 142, the Company did not record any amortization of goodwill in 2003 or 2002. In 2001, amortization of goodwill, net of associated taxes, decreased income by \$154,000 (\$0.03 per share).

The change in the carrying value of goodwill for the two years ended December 31, 2003, is as follows:

	<u>Water Businesses</u>	<u>Propane</u>	<u>Total</u>
Balance at January 1, 2002	\$4,869,068	\$674,451	\$5,543,519
Impairment charges	(4,674,000)	-	(4,674,000)
Balance at December 31, 2002	195,068	674,451	869,519
Sale of discontinued operations	(195,068)	-	(195,068)
Balance at December 31, 2003	\$0	\$674,451	\$674,451

Intangible assets subject to amortization are as follows:

	<u>December 31, 2003</u>		<u>December 31, 2002</u>	
	Gross Carrying Amount	Accumulated Amortization	Gross Carrying Amount	Accumulated Amortization
Customer Lists	\$276,616	\$142,780	\$1,099,202	\$191,838
Non-compete agreements	-	-	1,000,000	256,257
Acquisition costs	263,659	92,282	379,400	102,885
Total	\$540,275	\$235,062	\$2,478,602	\$550,980

The decrease from 2002 to 2003 reflects the sale of the assets of the water businesses, including intangible assets. Amortization of intangible assets was \$168,000 and \$241,000 for the years ended December 31, 2003 and 2002, respectively. For the year ended December 31, 2001, amortization of intangibles, excluding goodwill, was \$132,000. The estimated annual amortization of intangibles for the next five years is: \$15,000 for 2004; \$14,000 for 2005; \$14,000 for 2006; \$14,000 for 2007; and \$14,000 for 2008.

H. COMMON STOCK AND ADDITIONAL PAID-IN CAPITAL

In 2000 and 2001, the Company entered into agreements with an investment banker to assist in identifying acquisition candidates. Under the agreements, the Company issued warrants to the investment banker to purchase 15,000 shares of Company stock in 2001 at a price of \$18.25 per share and 15,000 shares in 2000 at a price of \$18.00. The warrants are exercisable during a seven-year period after the date granted. The Company recognized expenses of \$47,500 related to the warrants. No warrants have been exercised.

Notes to Consolidated Financial Statements

I. LONG-TERM DEBT

The outstanding long-term debt, net of current maturities, is as shown below.

At December 31,	2003	2002
First mortgage sinking fund bonds:		
9.37% Series I, due December 15, 2004	\$0	\$756,000
Uncollateralized senior notes:		
7.97% note, due February 1, 2008	4,000,000	5,000,000
6.91% note, due October 1, 2010	5,454,545	6,363,636
6.85% note, due January 1, 2012	7,000,000	8,000,000
7.83% note, due January 1, 2015	20,000,000	20,000,000
6.64% note, due October 31, 2017	30,000,000	30,000,000
Convertible debentures:		
8.25% due March 1, 2014	2,961,000	3,281,000
Other debt	-	7,048
Total Long-Term Debt	\$69,415,545	\$73,407,684

Annual maturities of consolidated long-term debt for the next five years are as follows: \$3,665,091 for 2004; \$2,909,091 for 2005; \$4,909,091 for 2006; \$7,636,364 for 2007; and \$7,636,364 for 2008.

The Company completed the private placement of \$30.0 million of long-term debt due October 31, 2017, and drew down the funds on October 31, 2002. The debt has a fixed interest rate of 6.64 percent. The funds were used to repay short-term borrowing.

The convertible debentures may be converted, at the option of the holder, into shares of the Company's common stock at a conversion price of \$17.01 per share. During 2003 and 2002, debentures totaling \$320,000 and \$77,000, respectively, were converted to stock. The debentures are also redeemable for cash at the option of the holder, subject to an annual non-cumulative maximum limitation of \$200,000. During 2003 and 2002 no debentures were redeemed for cash. At the Company's option, the debentures may be redeemed at stated amounts.

Indentures to the long-term debt of the Company and its subsidiaries contain various restrictions. The most stringent restrictions state that the Company must maintain equity of at least 40 percent of total capitalization and the times interest earned ratio must be at least 2.5. The Company is in compliance with all of its debt covenants.

Portions of the Company's natural gas distribution plant assets are subject to a lien under the mortgage pursuant to which the Company's first mortgage sinking fund bonds are issued.

J. SHORT-TERM BORROWING

As of December 31, 2003, the Board of Directors had authorized the Company to borrow up to \$35.0 million from various banks and trust companies under short-term lines of credit. Prior to the issuance of the \$30.0 million long-term debt on October 31, 2002, the Company had authorization to borrow up to \$55.0 million. As of December 31, 2003, the Company had three uncommitted and two committed, short-term bank lines of credit totaling \$65.0 million, none of which required compensating balances. Under these lines of credit, the Company had short-term debt outstanding of approximately \$3.5 million and \$10.9 million at December 31, 2003 and 2002, respectively. The annual weighted average interest rates were 2.40 percent for 2003 and 2.35 percent for 2002. The Company also had a letter of credit outstanding in the amount of \$694,000 that reduced the amounts available under the lines of credit.

K. LEASE OBLIGATIONS

The Company has entered several operating lease arrangements for office space at various locations, equipment and pipeline facilities. Rent expense related to these leases was \$1.1 million, \$1.2 million and \$952,000 for 2003, 2002 and 2001, respectively. Future minimum payments under the Company's current lease agreements are \$871,000, \$669,000, \$554,000, \$222,000 and \$165,000 for the years of 2004 through 2008, respectively; and \$199,000 thereafter, totaling \$2.7 million.

L. EMPLOYEE BENEFIT PLANS

Retirement Plans

Prior to January 1, 1999, the Company offered both a defined benefit plan and defined contribution plan to qualified employees. On January 1, 1999, the Company restructured its employee benefit plans to be competitive with those in similar industries. Chesapeake offered participants of the defined benefit plan the option to remain in the plan or receive a one-time payout and enroll in an enhanced retirement savings plan. Chesapeake closed the defined benefit plan to new participants, effective December 31, 1998.

Defined Benefit Plan

Benefits under the plan are based on each participant's years of service and highest average compensation. The Company's funding policy provides that payments to the trustee shall be equal to the minimum funding requirements of the Employee Retirement Income Security Act of 1974. The Company does not expect to be required to make any funding payments in 2004.

The following schedule summarizes the assets of the pension plan, by investment type, at December 31, 2003 and 2002:

At December 31,	2003	2002
Asset Category		
Equity securities	73.69%	63.59%
Debt securities	14.95%	35.15%
Cash	11.36%	1.26%
Total	100.00%	100.00%

The investment policy of the Plan calls for an allocation of assets between equity and debt instruments with equity being 60 percent and debt at 40 percent, but allowing for a variance of 20 percent in either direction. Additionally, as changes are made to holdings, cash, money market funds or United States Treasury Bills may be held temporarily by the fund. Investments in the following are prohibited: options, guaranteed investment contracts, real estate, venture capital, private placements, futures, commodities, limited partnerships and Chesapeake stock. Additionally, short selling and margin transactions are prohibited.

Notes to Consolidated Financial Statements

The following schedule sets forth the funded status of the pension plan at December 31, 2003 and 2002:

At December 31,	2003	2002
Change in benefit obligation:		
Benefit obligation — beginning of year	\$10,781,990	\$10,120,364
Service cost	325,366	319,230
Interest cost	684,239	672,392
Change in discount rate	772,254	372,918
Actuarial (gain) loss	(212,528)	(307,100)
Benefits paid	(402,566)	(395,814)
Benefit obligation — end of year	11,948,755	10,781,990
Change in plan assets:		
Fair value of plan assets — beginning of year	9,438,725	11,745,574
Actual return on plan assets	2,265,389	(1,911,035)
Benefits paid	(402,566)	(395,814)
Fair value of plan assets — end of year	11,301,548	9,438,725
Funded Status	(647,207)	(1,343,265)
Unrecognized transition obligation	(35,851)	(50,955)
Unrecognized prior service cost	(43,657)	(48,356)
Unrecognized net (gain) loss	(261,665)	659,522
Accrued pension cost	(\$988,380)	(\$783,054)
Assumptions:		
Discount rate	6.00%	6.75%
Rate of compensation increase	4.00%	5.00%
Expected return on plan assets	8.50%	8.50%

The expected return on plan assets was calculated using an expected long-term rate of return of 9.5 percent for equity investments and 6.0 percent for debt investments, weighted by their respective proportionate share of the fund balance.

Net periodic pension costs for the defined benefit pension plan for 2003, 2002 and 2001 include the components as shown below:

For the Years Ended December 31,	2003	2002	2001
Components of net periodic pension cost:			
Service cost	\$325,366	\$319,230	\$347,955
Interest cost	684,239	672,392	646,205
Expected return on assets	(784,476)	(980,915)	(981,882)
Amortization of:			
Transition assets	(15,104)	(15,104)	(15,104)
Prior service cost	(4,699)	(4,699)	(4,699)
Actuarial gain	-	(115,570)	(195,029)
Net periodic pension cost (benefit)	\$205,326	(\$124,666)	(\$202,554)

The Company also sponsors an unfunded executive excess benefit plan. The accrued benefit obligation and accrued pension costs were \$1.4 million and \$1.0 million, respectively, as of December 31, 2003, and \$1.2 million and \$840,000, respectively, at December 31, 2002.

Retirement Savings Plan

The Company sponsors a 401(k) Retirement Savings Plan, which provides participants a mechanism for making contributions for retirement savings. Each participant may make pre-tax contributions of up to 15 percent of eligible

base compensation, subject to Internal Revenue Service limitations. For participants still covered by the defined benefit pension plan, the Company makes a contribution matching 60 percent or 100 percent of each participant's pre-tax contributions based on the participant's years of service, not to exceed six percent of the participant's eligible compensation for the plan year.

Effective January 1, 1999, the Company began offering an enhanced 401(k) plan to all new employees, as well as existing employees that elected to no longer participate in the defined benefit plan. The Company makes matching contributions on a basis of up to six percent of each employee's pre-tax compensation for the year. The match is between 100 percent and 200 percent, based on a combination of the employee's age and years of service. The first 100 percent of the funds are matched with Chesapeake common stock. The remaining match is invested in the Company's 401(k) plan according to each employee's election options.

On December 1, 2001, the Company converted the 401(k) fund holding Chesapeake stock to an Employee Stock Ownership Plan.

Effective, January 1, 1999, the Company began offering a non-qualified supplemental employee retirement savings plan open to Company executives over a specific income threshold. Participants receive a cash only matching contribution percentage equivalent to their 401(k) match level. All contributions and matched funds earn interest income monthly. This plan is not funded externally.

The Company's contributions to the 401(k) plans totaled \$1,444,000, \$1,488,000 and \$1,352,000 for the years ended December 31, 2003, 2002 and 2001, respectively. As of December 31, 2003, there are 181,149 shares reserved to fund future contributions to the Retirement Savings Plan.

Other Post-Retirement Benefits

The Company sponsors a defined benefit post-retirement health care and life insurance plan that covers substantially all employees.

Net periodic post-retirement costs for 2003, 2002 and 2001 include the following components:

For the Years Ended December 31,	2003	2002	2001
Components of net periodic post-retirement cost:			
Service cost	\$5,138	\$2,739	\$887
Interest cost	85,319	68,437	49,799
Amortization of:			
Transition obligation	27,859	27,859	27,859
Actuarial loss (gain)	66,271	12,109	(1,717)
Total post-retirement cost	\$184,587	\$111,144	\$76,828

Notes to Consolidated Financial Statements

The following schedule sets forth the status of the post-retirement health care and life insurance plan:

At December 31,	2003	2002
Change in benefit obligation:		
Benefit obligation — beginning of year	\$1,053,950	\$723,926
Retirees	(24,779)	123,134
Fully-eligible active employees	356,027	140,786
Other active	86,466	66,104
Benefit obligation — end of year	\$1,471,664	\$1,053,950
Funded Status	(\$1,471,664)	(\$1,053,950)
Unrecognized transition obligation	78,000	105,859
Unrecognized net loss	655,585	304,827
Accrued post-retirement cost	(\$738,079)	(\$643,264)
Assumptions:		
Discount rate	6.00%	6.75%

The health care inflation rate for 2003 is assumed to be 10 percent for medical and 14 percent for prescription drugs. These rates are projected to gradually decrease to ultimate rates of 5 and 6 percent, respectively, by the year 2009. A one percentage point increase in the health care inflation rate from the assumed rate would increase the accumulated post-retirement benefit obligation by approximately \$193,000 as of January 1, 2004, and would increase the aggregate of the service cost and interest cost components of the net periodic post-retirement benefit cost for 2004 by approximately \$14,000. A one percentage point decrease in the health care inflation rate from the assumed rate would decrease the accumulated post-retirement benefit obligation by approximately \$159,000 as of January 1, 2004, and would decrease the aggregate of the service cost and interest cost components of the net periodic post-retirement benefit cost for 2004 by approximately \$11,000.

The Medicare Prescription Drug, Improvement and Modernization Act of 2003 (the "Act") was signed into law on December 8, 2003. The Company has elected to defer FASB Staff Position No. FAS 106-1 "Accounting and Disclosure Requirements Related to the Medicare Prescription Drug, Improvement and Modernization Act of 2003," due to the uncertainties that exist related to the Act and its impact, if any, on the Company's post-retirement health benefits. The measures of accumulated benefit obligation and net periodic benefit cost in the financial statements and accompanying notes do not reflect the effects, if any, of the Act on the Company's plan. Specific authoritative guidance on the accounting for the federal subsidy is pending and that guidance, when issued, could require the Company to change previously reported information.

M. EXECUTIVE INCENTIVE PLANS

A Performance Incentive Plan ("the Plan") adopted in 1992 and amended in April 1998 allows for the granting of performance shares, stock options and stock appreciation rights to certain officers of the Company. The Company now uses performance shares exclusively; however, stock options granted in prior years remained outstanding at December 31, 2003. Additionally, stock appreciation rights ("SARs") were granted previously. None remained outstanding at December 31, 2003.

The Plan enables participants the right to earn performance shares upon the Company's achievement of certain performance goals, as set forth in the specific agreements, and the individual's achievement of goals set annually for each executive. The Company recorded compensation expense of \$726,000, \$165,000 and \$123,000 associated with these performance shares in 2003, 2002 and 2001, respectively.

In 1997, the Company executed Stock Option Agreements for a three-year performance period ending December 31, 2000, with certain executive officers. One-half of these options became exercisable over time and the other half

became exercisable if certain performance targets were achieved. SFAS No. 123 requires the disclosure of pro forma net income and earnings per share as if fair value based accounting had been used to account for the stock-based compensation costs. The assumptions used in calculating the pro forma information were: dividend yield, 4.73 percent; expected volatility, 15.53 percent; risk-free interest rate, 5.89 percent; and an expected life of four years. No options have been granted since 1997; therefore, there is no pro forma impact for 2003, 2002 or 2001. The weighted average exercise price of outstanding options was \$20.50 for all years presented. The options outstanding at December 31, 2003, expire on December 31, 2005.

Changes in outstanding options are shown on the chart below:

	2003		2002		2001	
	Number of shares	Option Price	Number of shares	Option Price	Number of shares	Option Price
Balance — beginning of year	41,948	\$20.50	41,948	\$20.50	110,093	\$12.75 — \$20.50
Options exercised	(12,458)	\$20.50			(53,220)	\$12.75
Options expired					(14,925)	\$12.75
Balance — end of year	29,490	\$20.50	41,948	\$20.50	41,948	\$20.50
Exercisable	29,490	\$20.50	41,948	\$20.50	41,948	\$20.50

In 2000, the Company replaced the third year of this Stock Option Agreement with Stock Appreciation Rights. The SARs were awarded based on performance with a minimum number of SARs established for each participant. During 2001 and 2000, the Company granted 10,650 and 13,150 SARs, respectively, in conjunction with the agreement. During 2003, all SARs were exercised.

As of December 31, 2003, there were 326,515 shares reserved for issuance under the terms of the Company's Performance Incentive Plan.

N. ENVIRONMENTAL COMMITMENTS AND CONTINGENCIES

The Company has participated in the investigation, assessment and remediation of three former gas manufacturing plant sites located in different jurisdictions. The Company has accrued liabilities for the Dover Gas Light, Salisbury Town Gas Light and the Winter Haven Coal Gas sites. The Company is currently in discussions with the Maryland Department of the Environment ("MDE") regarding a fourth site in Cambridge, Maryland.

Dover Gas Light Site

On January 15, 2004, the Company received a Certificate of Completion of Work from the United States Environmental Protection Agency ("EPA") regarding the Dover Gas Light site. This concluded the remedial action obligation that Chesapeake had related to this site. The Dover Gas Light site is a former manufactured gas plant site located in Dover, Delaware. In May 2001, the Company, General Public Utilities Corporation, Inc. (now FirstEnergy Corporation), the State of Delaware, the United States Environmental Protection Agency ("USEPA") and the United States Department of Justice signed a settlement term sheet to settle complaints brought by the Company and the United States in 1996 and 1997, respectively, with respect to the Dover site. In October 2002, the final Consent Decrees were signed and delivered to the United States Department of Justice ("DOJ"). The Consent Decrees were lodged simultaneously with the United States District Court for the District of Delaware and a notice soliciting public comment for a 30-day period was published in the Federal Register. The public comment period ended April 30, 2003 with no public comments. The DOJ filed an Unopposed Motion for Entry of Consent Decrees on June 26, 2003.

By Order dated July 18, 2003, the U.S. District Court for the District of Delaware entered final judgment approving and entering the Consent Decrees resolving this litigation. The entry of the Consent Decrees triggered the parties' obligations to make the payments required by the settlement agreement within thirty days. Chesapeake received from other parties, net settlement payments of \$1.15 million. These proceeds will be passed on to the Company's firm

Notes to Consolidated Financial Statements

customers, in accordance with the environmental rate rider. Additionally, Chesapeake received a release from liability and covenant not to sue from the EPA and the State of Delaware. This will relieve Chesapeake from liability for future remediation at the site, unless previously unknown conditions are discovered at the site, or information previously unknown to the EPA is received that indicates the remedial action related to the former manufactured gas plant is not sufficiently protective. These contingencies are standard, and are required by the United States in all liability settlements.

At December 31, 2003, the Company had accrued \$10,000 for costs associated with the Dover site and had recorded an associated regulatory asset for the same amount. Through December 31, 2003, the Company has incurred approximately \$9.7 million in costs relating to environmental testing and remedial action studies at the Dover site. Approximately \$9.4 million has been recovered through December 2003 from other parties or through rates.

Salisbury Town Gas Light Site

The Salisbury Town Gas Light site is a former manufactured gas plant site located in Salisbury, Maryland. In cooperation with the MDE, the Company performed the following remedial steps: (1) operation of an air sparging/soil vapor extraction ("AS/SVE") remedial system; (2) monitoring and recovery of product from recovery wells; and (3) monitoring of ground-water quality. In March 2002, with MDE's permission, the Company permanently decommissioned the AS/SVE system and discontinued nearly all on-site and off-site monitoring wells. In November 2002, the Company submitted a request for a No Further Action ("NFA") for the site. In December 2002, the MDE recommended that the Company submit work plans to MDE and place deed restrictions on the property as conditions prior to receiving an NFA. The Company has completed the MDE recommended work plans and has executed the deed restrictions. During the third quarter of 2003 the Company submitted a revised request for the NFA. The MDE has not yet responded to the request.

The Company has adjusted the liability with respect to the Salisbury Town Gas Light site to \$8,000 at December 31, 2003. This amount is based on the estimated costs to perform limited product monitoring and recovery efforts and fulfill ongoing reporting requirements. A corresponding regulatory asset has been recorded, reflecting the Company's belief that costs incurred will be recoverable in base rates.

Through December 31, 2003, the Company has incurred approximately \$2.9 million for remedial actions and environmental studies at the Salisbury Town Gas Light site. Of this amount, approximately \$1.8 million has been recovered through insurance proceeds or ratemaking treatment. The Company expects to recover the remaining costs through rates and has established a regulatory asset for those costs.

Winter Haven Coal Gas Site

The Winter Haven Coal Gas site is located in Winter Haven, Florida. In May 2001, the Florida Department of Environmental Protection ("FDEP") approved a remedial action plan that includes the utilization of the AS/SVE technologies to address ground-water impacts throughout a majority of the site. The AS/SVE construction was completed in the fourth quarter of 2002 and is now fully operational. The Company is currently negotiating with FDEP on the extent of additional investigation and remediation work required to address surface soil, ground-water and sediment impacts that will not be remediated by the AS/SVE system. The current estimate of costs to complete the remediation activities at the site is approximately \$544,000 (present value). Accordingly, at December 31, 2003 the Company has accrued a liability of \$544,000. Through December 31, 2003 the Company has incurred approximately \$1.3 million of environmental costs associated with this site. At December 31, 2003 the Company had collected through rates \$179,000 in excess of costs incurred. A regulatory asset of approximately \$335,000 representing the uncollected portion of the estimated cleanup costs has also been recorded.

It is management's opinion that any unrecovered current costs and any other future costs associated with any of the three sites incurred will be recoverable through future rates or sharing arrangements with other responsible parties.

In August 2002, the Company along with two other parties met with MDE to discuss alleged manufactured gas plant contamination at a property located in Cambridge, Maryland. At that meeting, one of the other parties agreed to perform a remedial investigation of the site. The possible exposure of the Company at this site cannot be determined at this time.

O. OTHER COMMITMENTS AND CONTINGENCIES

Natural Gas and Propane Supply

The Company's natural gas and propane distribution operations have entered into contractual commitments for gas from various suppliers. The contracts have various expiration dates. In November 2003, the Company entered into a one-year contract with an energy marketing and risk management company to manage a portion of the Company's natural gas transportation and storage capacity.

Corporate Guarantees

The Company has issued corporate guarantees to certain vendors of its propane wholesale marketing subsidiary. The corporate guarantees provide for the payment of propane purchases by the subsidiary, in the case of the subsidiary's default. The guarantees at December 31, 2003, totaled \$4.5 million and expire on various dates in 2004.

Other

The Company is involved in certain legal actions and claims arising in the normal course of business. The Company is also involved in certain legal and administrative proceedings before various governmental agencies concerning rates. In the opinion of management, the ultimate disposition of these proceedings will not have a material effect on the consolidated financial position, results of operations or cash flows of the Company.

Notes to Consolidated Financial Statements

P. QUARTERLY FINANCIAL DATA (UNAUDITED)

In the opinion of the Company, the quarterly financial information shown below includes all adjustments necessary for a fair presentation of the operations for such periods. Due to the seasonal nature of the Company's business, there are substantial variations in operations reported on a quarterly basis. Due to the restatement and the reclassification of the water businesses to discontinued operations, which required changes to prior periods, the amounts presented below may not agree to amounts reported in prior Form 10-Q reports. Dollars are shown in thousands, except per share amounts.

	2003			2002		
	As Billed Method As Previously Reported (1)	Impact of Revenue Recognition Change	Accrual Method As Restated	As Billed Method As Previously Reported (1)	Impact of Revenue Recognition Change	Accrual Method As Restated
Selected Financial Information						
Operating Revenues						
First quarter	\$63,924	(\$965)	\$62,959	\$45,851	(\$735)	\$45,116
Second quarter	32,237	(1,452)	30,785	28,633	(1,845)	26,788
Third quarter	23,174	275	23,449	20,617	160	20,777
Fourth quarter	42,388	2,717	45,105	39,000	2,462	41,462
Total Operating Revenues	\$161,723	\$575	\$162,298	\$134,101	\$42	\$134,143
Operating Income						
First quarter	\$12,566	(\$256)	\$12,310	\$9,152	(\$187)	\$8,965
Second quarter	3,268	(406)	2,862	2,093	(553)	1,540
Third quarter	144	9	153	(153)	14	(139)
Fourth quarter	5,594	660	6,254	5,526	713	6,239
Total Operating Income	\$21,572	\$7	\$21,579	\$16,618	(\$13)	\$16,605
Income from Continuing Operations						
First quarter	\$6,789	(\$153)	\$6,636	\$5,057	(\$112)	\$4,945
Second quarter	1,177	(242)	935	620	(330)	290
Third quarter	(715)	5	(710)	(721)	8	(713)
Fourth quarter	2,824	394	3,218	2,587	426	3,013
Total Income from Continuing Operations	\$10,075	\$4	\$10,079	\$7,543	(\$8)	\$7,535
Income from Discontinued Operations						
First quarter	(\$163)	\$0	(\$163)	(\$174)	\$0	(\$174)
Second quarter	-	-	-	(90)	-	(90)
Third quarter	(150)	-	(150)	(218)	-	(218)
Fourth quarter	(475)	-	(475)	(1,416)	-	(1,416)
Total Income from Discontinued Operations	(\$788)	\$0	(\$788)	(\$1,898)	\$0	(\$1,898)
Income from Change in Accounting Principle						
First quarter	\$0	\$0	\$0	(\$1,916)	\$0	(\$1,916)
Second quarter	-	-	-	-	-	-
Third quarter	-	-	-	-	-	-
Fourth quarter	-	-	-	-	-	-
Total Income from Change in Accounting Principle	\$0	\$0	\$0	(\$1,916)	\$0	(\$1,916)
Net Income						
First quarter	\$6,628	(\$153)	\$6,475	\$2,967	(\$112)	\$2,855
Second quarter	1,176	(242)	934	530	(330)	200
Third quarter	(865)	5	(860)	(939)	8	(931)
Fourth quarter	2,349	394	2,743	1,171	426	1,597
Total Net Income	\$9,288	\$4	\$9,292	\$3,729	(\$8)	\$3,721

(1) Operating Revenue, Operating Income and Income from Continuing Operations for the quarters of 2002 and previously filed quarters of 2003 exclude the results of the operations discontinued in 2003 and include minor reclassifications to conform with the presentation of the year-end 2003 results.

	2003			2002		
	As Billed Method As Previously Reported (1)	Impact of Revenue Recognition Change	Accrual Method As Restated	As Billed Method As Previously Reported (1)	Impact of Revenue Recognition Change	Accrual Method As Restated
	Earnings Per Share of Common Stock					
<u>Basic</u>						
From Continuing Operations						
First quarter	\$1.22	(\$0.03)	\$1.19	\$0.93	(\$0.02)	\$0.91
Second quarter	\$0.21	(\$0.04)	\$0.17	\$0.11	(\$0.06)	\$0.05
Third quarter	(\$0.13)	\$0.00	(\$0.13)	(\$0.13)	\$0.00	(\$0.13)
Fourth quarter	\$0.50	\$0.07	\$0.57	\$0.47	\$0.07	\$0.54
<i>Fiscal year</i>	<i>\$1.80</i>	<i>\$0.00</i>	<i>\$1.80</i>	<i>\$1.37</i>	<i>\$0.00</i>	<i>\$1.37</i>
From Discontinued Operations						
First quarter	(\$0.03)	\$0.00	(\$0.03)	(\$0.04)	\$0.00	(\$0.04)
Second quarter	\$0.00	\$0.00	\$0.00	(\$0.01)	\$0.00	(\$0.01)
Third quarter	(\$0.02)	\$0.00	(\$0.02)	(\$0.04)	\$0.00	(\$0.04)
Fourth quarter	(\$0.08)	\$0.00	(\$0.08)	(\$0.25)	\$0.00	(\$0.25)
<i>Fiscal year</i>	<i>(\$0.14)</i>	<i>\$0.00</i>	<i>(\$0.14)</i>	<i>(\$0.34)</i>	<i>\$0.00</i>	<i>(\$0.34)</i>
From Change in Accounting Principle						
First quarter	\$0.00	\$0.00	\$0.00	(\$0.35)	\$0.00	(\$0.35)
Second quarter	\$0.00	\$0.00	\$0.00	\$0.00	\$0.00	\$0.00
Third quarter	\$0.00	\$0.00	\$0.00	\$0.00	\$0.00	\$0.00
Fourth quarter	\$0.00	\$0.00	\$0.00	\$0.00	\$0.00	\$0.00
<i>Fiscal year</i>	<i>\$0.00</i>	<i>\$0.00</i>	<i>\$0.00</i>	<i>(\$0.35)</i>	<i>\$0.00</i>	<i>(\$0.35)</i>
Net Income						
First quarter	\$1.19	(\$0.03)	\$1.16	\$0.55	(\$0.03)	\$0.52
Second quarter	\$0.21	(\$0.04)	\$0.17	\$0.10	(\$0.06)	\$0.04
Third quarter	(\$0.15)	\$0.00	(\$0.15)	(\$0.17)	\$0.00	(\$0.17)
Fourth quarter	\$0.42	\$0.07	\$0.49	\$0.21	\$0.08	\$0.29
<i>Fiscal year</i>	<i>\$1.66</i>	<i>\$0.00</i>	<i>\$1.66</i>	<i>\$0.68</i>	<i>\$0.00</i>	<i>\$0.68</i>
<u>Diluted</u>						
From Continuing Operations						
First quarter	\$1.19	(\$0.03)	\$1.16	\$0.90	(\$0.02)	\$0.88
Second quarter	\$0.21	(\$0.04)	\$0.17	\$0.11	(\$0.06)	\$0.05
Third quarter	(\$0.13)	\$0.00	(\$0.13)	(\$0.13)	\$0.00	(\$0.13)
Fourth quarter	\$0.49	\$0.07	\$0.56	\$0.47	\$0.07	\$0.54
<i>Fiscal year</i>	<i>\$1.76</i>	<i>\$0.00</i>	<i>\$1.76</i>	<i>\$1.37</i>	<i>\$0.00</i>	<i>\$1.37</i>
From Discontinued Operations						
First quarter	(\$0.03)	\$0.00	(\$0.03)	(\$0.03)	\$0.00	(\$0.03)
Second quarter	\$0.00	\$0.00	\$0.00	(\$0.01)	\$0.00	(\$0.01)
Third quarter	(\$0.02)	\$0.00	(\$0.02)	(\$0.04)	\$0.00	(\$0.04)
Fourth quarter	(\$0.08)	\$0.00	(\$0.08)	(\$0.25)	\$0.00	(\$0.25)
<i>Fiscal year</i>	<i>(\$0.13)</i>	<i>\$0.00</i>	<i>(\$0.13)</i>	<i>(\$0.34)</i>	<i>\$0.00</i>	<i>(\$0.34)</i>
From Change in Accounting Principle						
First quarter	\$0.00	\$0.00	\$0.00	(\$0.34)	\$0.00	(\$0.34)
Second quarter	\$0.00	\$0.00	\$0.00	\$0.00	\$0.00	\$0.00
Third quarter	\$0.00	\$0.00	\$0.00	\$0.00	\$0.00	\$0.00
Fourth quarter	\$0.00	\$0.00	\$0.00	\$0.00	\$0.00	\$0.00
<i>Fiscal year</i>	<i>\$0.00</i>	<i>\$0.00</i>	<i>\$0.00</i>	<i>(\$0.35)</i>	<i>\$0.00</i>	<i>(\$0.35)</i>
Net Income						
First quarter	\$1.16	(\$0.03)	\$1.13	\$0.53	(\$0.02)	\$0.51
Second quarter	\$0.21	(\$0.04)	\$0.17	\$0.10	(\$0.06)	\$0.04
Third quarter	(\$0.15)	\$0.00	(\$0.15)	(\$0.17)	\$0.00	(\$0.17)
Fourth quarter	\$0.41	\$0.07	\$0.48	\$0.21	\$0.08	\$0.29
<i>Fiscal year</i>	<i>\$1.63</i>	<i>\$0.00</i>	<i>\$1.63</i>	<i>\$0.68</i>	<i>\$0.00</i>	<i>\$0.68</i>

(1) Operating Revenue, Operating Income and Income from Continuing Operations for the quarters of 2002 and previously filed quarters of 2003 exclude the results of the operations discontinued in 2003 and include minor reclassifications to conform with the presentation of the year-end 2003 results.

ITEM 9. CHANGES IN AND DISAGREEMENTS WITH ACCOUNTANTS ON ACCOUNTING AND FINANCIAL DISCLOSURE

None

ITEM 9A. CONTROLS AND PROCEDURES

Evaluation of Disclosure Controls and Procedures

The Chief Executive Officer and Chief Financial Officer of the Company, with the participation of other Company officials, have evaluated the Company's "disclosure controls and procedures" (as such term is defined under Rule 13a-14(e) promulgated under the Securities Exchange Act of 1934, as amended) as of December 31, 2003. Based upon their evaluation, the Chief Executive Officer and Chief Financial Officer concluded that the Company's disclosure controls and procedures are effective.

Changes in Internal Controls

During the fiscal quarter of the Company ended December 31, 2003, there was no change in the Company's internal control over financial reporting that has materially affected, or is reasonably likely to materially affect, the Company's internal controls over financial reporting.

PART III

ITEM 10. DIRECTORS AND EXECUTIVE OFFICERS OF THE REGISTRANT

The information required by this Item is incorporated herein by reference to the portions of the Proxy Statement, captioned "Information Regarding the Board of Directors and Nominees," "Committees of the Board – Audit Committee" and Section 16(a) Beneficial Ownership Reporting Compliance" to be filed not later than April 29, 2004 in connection with the Company's Annual Meeting to be held on May 6, 2004.

The information required by this Item with respect to executive officers is, pursuant to instruction 3 of paragraph (b) of Item 401 of Regulation S-K, set forth in Part I of this Form 10-K under "Executive Officers of the Registrant."

The Company has adopted a Code of Ethics for Financial Officers, which applies to its principal executive officer, principal financial officer, principal accounting officer or controller, or persons performing similar functions. The information set forth under Item 1 hereof concerning the Code of Ethics for Financial Officers is incorporated herein by reference.

The following table sets forth information as of December 31, 2003, with respect to compensation plans of Chesapeake and its subsidiaries under which shares of Chesapeake common stock are authorized for issuance:

	(a)	(b)	(c)
	Number of securities to be issued upon exercise of outstanding options, warrants and rights	Weighted-average exercise price of outstanding options, warrants and rights	Number of securities remaining available for future issuance under equity compensation plans (excluding securities reflected in column (a))
Equity compensation plans approved by security holders	29,490 (1)	\$20.500	341,215 (2)
Equity compensation plans not approved by security holders	30,000 (3)	\$18.125	0
Total	59,490	\$19.302	341,215

(1) Consists of options to purchase 29,490 shares under the 1992 Performance Incentive Plan, as amended.

(2) Includes 14,700 shares under the 1995 Directors Stock Compensation Plan and 326,515 shares under the 1992 Performance Incentive Plan. The 326,515 shares excludes 16,950 shares issued in March of 2004 related to 2003 performance. The corresponding expense for the 16,950 shares was recognized in 2003.

(3) In 2000 and 2001, the Company entered into agreements with an investment banker to assist in identifying acquisition candidates. Under the agreements, the Company issued warrants to the investment banker to purchase 15,000 shares of Chesapeake stock in 2001 at a price of \$18.25 per share and 15,000 shares in 2000 at a price of \$18.00. The warrants are exercisable during a seven-year period after the date granted.

ITEM 11. EXECUTIVE COMPENSATION

The information required by this Item is incorporated herein by reference to the portion of the Proxy Statement captioned "Director Compensation" and "Management Compensation" in the Proxy Statement to be filed not later than April 29, 2004, in connection with the Company's Annual Meeting to be held on May 6, 2004.

ITEM 12. SECURITY OWNERSHIP OF CERTAIN BENEFICIAL OWNERS AND MANAGEMENT

The information required by this Item is incorporated herein by reference to the portion of the Proxy Statement captioned "Beneficial Ownership of Chesapeake's Securities" to be filed not later than April 29, 2004 in connection with the Company's Annual Meeting to be held on May 6, 2004.

ITEM 13. CERTAIN RELATIONSHIPS AND RELATED TRANSACTIONS

None

ITEM 14. PRINCIPAL ACCOUNTING FEES AND SERVICES

The information required by this Item is incorporated herein by reference to the portion of the Proxy Statement captioned "Fees and Services of PricewaterhouseCoopers LLP" to be filed not later than April 29, 2004, in connection with the Company's Annual Meeting to be held on May 6, 2004.

PART IV

ITEM 15. FINANCIAL STATEMENTS, FINANCIAL STATEMENT SCHEDULES, EXHIBITS AND REPORTS ON FORM 8-K

(a) The following documents are filed as part of this report:

1. Financial Statements:
 - Auditors' Report dated February 19, 2004 of PricewaterhouseCoopers LLP, Independent Auditors
 - Consolidated Statements of Income for each of the three years ended December 31, 2003, 2002 and 2001
 - Consolidated Balance Sheets at December 31, 2003 and December 31, 2002
 - Consolidated Statements of Cash Flows for each of the three years ended December 31, 2003, 2002 and 2001
 - Consolidated Statements of Common Stockholders' Equity for each of the three years ended December 31, 2003, 2002 and 2001
 - Consolidated Statements of Income Taxes for each of the three years ended December 31, 2003, 2002 and 2001
 - Notes to Consolidated Financial Statements
2. Financial Statement Schedules — Schedule II – Valuation and Qualifying Accounts

All other schedules are omitted because they are not required, are inapplicable or the information is otherwise shown in the financial statements or notes thereto.

(b) Reports on Form 8-K:

Earnings press release dated November 4, 2003 (Items 7 and 12)

(c) Exhibits:

- Exhibit 3(a) Amended Certificate of Incorporation of Chesapeake Utilities Corporation is incorporated herein by reference to Exhibit 3.1 of the Company's Quarterly Report on Form 10-Q for the period ended June 30, 1998, File No. 001-11590.
- Exhibit 3(b) Amended Bylaws of Chesapeake Utilities Corporation, effective November 14, 2003, are incorporated herein by reference to Exhibit 3 of the Company's Form 10-Q for the quarter ended September 30, 2003, File No. 001-11590, filed November 14, 2003.
- Exhibit 4(a) Form of Indenture between the Company and Boatmen's Trust Company, Trustee, with respect to the 8 ¼% Convertible Debentures is incorporated herein by reference to Exhibit 4.2 of the Company's Registration Statement on Form S-2, Reg. No. 33-26582, filed on January 13, 1989.
- Exhibit 4(b) First Mortgage Sinking Fund Bonds dates December 15, 1989 between the Company and The Prudential Insurance Company of America, with respect to \$8.2 million of 9.37% Series I Mortgage Bonds due December 15, 2004, is not being filed herewith, in accordance with Item 601(b)(4)(iii) of Regulation S-K. The Company hereby agrees to furnish a copy of that agreement to the Commission upon request.
- Exhibit 4(c) Note Agreement dated February 9, 1993, by and between the Company and Massachusetts Mutual Life Insurance Company and MML Pension Insurance Company, with respect to \$10 million of 7.97% Unsecured Senior Notes due February 1, 2008, is incorporated herein by reference to Exhibit 4 to the Company's Annual Report on Form 10-K for the year ended December 31, 1992, File No. 0-593.
- Exhibit 4(d) Note Purchase Agreement entered into by the Company on October 2, 1995, pursuant to which the Company privately placed \$10 million of its 6.91% Senior Notes due in 2010, is not being filed herewith, in accordance with Item 601(b)(4)(iii) of Regulation S-K. The Company hereby agrees to furnish a copy of that agreement to the Commission upon request.

- Exhibit 4(e) Note Purchase Agreement entered into by the Company on December 15, 1997, pursuant to which the Company privately placed \$10 million of its 6.85% Senior Notes due 2012, is not being filed herewith, in accordance with Item 601(b)(4)(iii) of Regulation S-K. The Company hereby agrees to furnish a copy of that agreement to the Commission upon request.
- Exhibit 4(f) Note Purchase Agreement entered into by the Company on December 27, 2000, pursuant to which the Company privately placed \$20 million of its 7.83% Senior Notes due 2015, is not being filed herewith, in accordance with Item 601(b)(4)(iii) of Regulation S-K. The Company hereby agrees to furnish a copy of that agreement to the Commission upon request.
- Exhibit 4(g) Note Agreement entered into by the Company on October 31, 2002, pursuant to which the Company privately placed \$30 million of its 6.64% Senior Notes due 2017, is incorporated herein by reference to Exhibit 2 of the Company's Current Report on Form 8-K, filed November 6, 2002, File No. 001-11590.
- *Exhibit 10(a) Executive Employment Agreement dated March 26, 2002, by and between Chesapeake Utilities Corporation and John R. Schimkaitis filed herewith.
- *Exhibit 10(b) Form of Executive Employment Agreement dated March 26, 2003, by and between Chesapeake Utilities Corporation and each of Michael P. McMasters, William C. Boyles and Stephen C. Thompson, filed herewith.
- *Exhibit 10(c) Form of Executive Employment Agreement dated August 1, 2002, by and between Sharp Energy, Inc. and S. Robert Zola, filed herewith.
- *Exhibit 10(d) Executive Employment Agreement dated January 1, 2003, by and between Chesapeake Utilities Corporation and Ralph J. Adkins is incorporated herein by reference to Exhibit 10 of the Company's Annual Report on Form 10-K for the year ended December 31, 2002, File No. 001-11590.
- *Exhibit 10(e) Form of Performance Share Agreement dated January 1, 1998, pursuant to Chesapeake Utilities Corporation Performance Incentive Plan by and between Chesapeake Utilities Corporation and each of Ralph J. Adkins and John R. Schimkaitis is incorporated herein by reference to Exhibit 10 of the Company's Annual Report on Form 10-K for the year ended December 31, 1997, File No. 001-11590.
- *Exhibit 10(f) Form of Performance Share Agreement dated January 1, 2002, pursuant to Chesapeake Utilities Corporation Performance Incentive Plan by and between Chesapeake Utilities Corporation and each of Ralph J. Adkins, John R. Schimkaitis, Michael P. McMasters, William C. Boyles and Stephen C. Thompson is incorporated herein by reference to Exhibit 10 of the Company's Annual Report on Form 10-K for the year ended December 31, 2001, File No. 001-11590.
- *Exhibit 10(g) Form of Performance Share Agreement dated January 1, 2003, pursuant to Chesapeake Utilities Corporation Performance Incentive Plan by and between Chesapeake Utilities Corporation and each of John R. Schimkaitis, Michael P. McMasters, Stephen C. Thompson and William C. Boyles is incorporated herein by reference to Exhibit 10 of the Company's Annual Report on Form 10-K for the year ended December 31, 2002, File No. 001-11590.
- *Exhibit 10(h) Form of Performance Share Agreement dated January 1, 2003, pursuant to Chesapeake Utilities Corporation Performance Incentive Plan by and between Chesapeake Utilities Corporation and S. Robert Zola, filed herewith.
- *Exhibit 10(i) Form of Performance Share Agreement dated December 4, 2003, pursuant to Chesapeake Utilities Corporation Performance Incentive Plan by and between Chesapeake Utilities Corporation and each of John R. Schimkaitis, Michael P. McMasters, filed herewith.
- *Exhibit 10(j) Chesapeake Utilities Corporation Cash Bonus Incentive Plan dated January 1, 1992, is incorporated herein by reference to Exhibit 10 to the Company's Annual Report on Form 10-K for the year ended December 31, 1991, File No. 0-593.
- *Exhibit 10(k) Chesapeake Utilities Corporation Performance Incentive Plan dated January 1, 1992, is incorporated herein by reference to the Company's Proxy Statement dated April 20, 1992, in connection with the Company's Annual Meeting held on May 19, 1992.

- *Exhibit 10(l) Amendments to Chesapeake Utilities Corporation Performance Incentive Plan are incorporated herein by reference to the Company's Proxy Statement dated April 1, 1998, in connection with the Company's Annual Meeting held on May 19, 1998.
- *Exhibit 10(m) Form of Stock Appreciation Rights Agreement dated January 1, 2001, pursuant to Chesapeake Utilities Corporation Performance Incentive Plan by and between Chesapeake Utilities Corporation and each of Philip S. Barefoot, William C. Boyles, Thomas A. Geoffroy, James R. Schneider and William P. Schneider is incorporated herein by reference to Exhibit 10 of the Company's Annual Report on Form 10-K for the year ended December 31, 2000, File No. 001-11590.
- *Exhibit 10(n) Directors Stock Compensation Plan adopted by Chesapeake Utilities Corporation in 1995 is incorporated herein by reference to the Company's Proxy Statement dated April 17, 1995 in connection with the Company's Annual Meeting held in May 1995.
- *Exhibit 10(o) United Systems, Inc. Executive Appreciation Rights Plan dated December 31, 2000 is incorporated herein by reference to Exhibit 10 of the Company's Annual Report on Form 10-K for the year ended December 31, 2000, File No. 001-11590.
- Exhibit 12 Computation of Ratio of Earning to Fixed Charges, filed herewith.
- Exhibit 21 Subsidiaries of the Registrant, filed herewith.
- Exhibit 23 Consent of Independent Accountants, filed herewith.
- Exhibit 31.1 Certificate of Chief Executive Office of Chesapeake Utilities Corporation pursuant to Exchange Act Rule 13a-14(a), dated March 15, 2004, filed herewith.
- Exhibit 31.2 Certificate of Chief Financial Officer of Chesapeake Utilities Corporation pursuant to Exchange Act Rule 13a-14(a), dated March 15, 2004, filed herewith.
- Exhibit 32.1 Certificate of Chief Executive Office of Chesapeake Utilities Corporation pursuant to 18 U.S.C. Section 1350, dated March 15, 2004, filed herewith.
- Exhibit 32.2 Certificate of Chief Financial Officer of Chesapeake Utilities Corporation pursuant to 18 U.S.C. Section 1350, dated March 15, 2004, filed herewith.

* Management contract or compensatory plan or agreement.

SIGNATURES

Pursuant to the requirements of Section 13 or 15 (d) of the Securities Exchange Act of 1934, Chesapeake Utilities Corporation has duly caused this report to be signed on its behalf by the undersigned, thereunto duly authorized.

CHESAPEAKE UTILITIES CORPORATION

By: /S/ JOHN R. SCHIMKAITIS
John R. Schimkaitis
President and Chief Executive Officer
Date: March 15, 2004

Pursuant to the requirements of the Securities Exchange Act of 1934, this report has been signed below by the following persons on behalf of the registrant and in the capacities and on the dates indicated.

/S/ RALPH J. ADKINS
Ralph J. Adkins, Chairman of the Board
and Director
Date: March 9, 2004

/S/ JOHN R. SCHIMKAITIS
John R. Schimkaitis, President,
Chief Executive Officer and Director
Date: March 9, 2004

/S/ MICHAEL P. MCMASTERS
Michael P. McMasters, Vice President
and Chief Financial Officer
(Principal Financial and Accounting Officer)
Date: March 9, 2004

/S/ RICHARD BERNSTEIN
Richard Bernstein, Director
Date: March 9, 2004

/S/ THOMAS J. BRESNAN
Thomas J. Bresnan, Director
Date: March 9, 2004

/S/ WALTER J. COLEMAN
Walter J. Coleman, Director
Date: March 9, 2004

/S/ J. PETER MARTIN
J. Peter Martin, Director
Date: March 9, 2004

/S/ JOSEPH E. MOORE, ESQ.
Joseph E. Moore, Esq., Director
Date: March 9, 2004

/S/ CALVERT A. MORGAN, JR.
Calvert A. Morgan, Jr., Director
Date: March 9, 2004

/S/ RUDOLPH M. PEINS, JR.
Rudolph M. Peins, Jr., Director
Date: March 9, 2004

/S/ ROBERT F. RIDER
Robert F. Rider, Director
Date: March 9, 2004

Chesapeake Utilities Corporation and Subsidiaries
Schedule II
Valuation and Qualifying Accounts

For the Year Ended December 31.	Balance at	Additions			Balance at
	Beginning of Year	Charged to Income	Other Accounts ⁽¹⁾	Deductions ⁽²⁾	End of Year
Reserve Deducted From Related Assets					
Reserve for Uncollectible Accounts					
2003	\$ 659,628	\$ 637,435	\$ 10,093	\$ (648,109)	\$ 659,047
2002	\$ 621,516	\$ 677,461	\$ 210,735	\$ (850,084)	\$ 659,628
2001	\$ 549,961	\$ 592,590	\$ 488,895	\$ (1,009,930)	\$ 621,516

⁽¹⁾ Recoveries.

⁽²⁾ Uncollectible accounts charged off.

Chesapeake Utilities Corporation and Subsidiaries
Exhibit 12
Ratio of Earnings to Fixed Charges


For the Years Ended December 31,	2003	2002	2001
Income from continuing operations	\$ 10,079,483	\$ 7,535,009	\$ 7,340,563
Add:			
Income taxes	6,032,445	4,609,552	4,564,363
Portion of rents representative of interest factor	351,445	411,461	317,173
Interest on indebtedness	5,616,756	4,867,520	4,914,459
Amortization of debt discount and expense	89,155	87,502	101,183
Earnings as adjusted	\$ 22,169,284	\$ 17,511,044	\$ 17,237,741
Fixed Charges			
Portion of rents representative of interest factor	\$ 351,445	\$ 411,461	\$ 317,173
Interest on indebtedness	5,616,756	4,867,520	4,914,459
Amortization of debt discount and expense	89,155	87,502	101,183
Fixed Charges	\$ 6,057,356	\$ 5,366,483	\$ 5,332,815
Ratio of Earnings to Fixed Charges	3.66	3.26	3.23

Chesapeake Utilities Corporation
Exhibit 21
Subsidiaries of the Registrant

<u>Subsidiaries</u>	<u>State Incorporated</u>
Aquality Company, Inc.	Delaware
Eastern Shore Natural Gas Company	Delaware
Sharp Energy, Inc.	Delaware
Chesapeake Service Company	Delaware
Xeron, Inc.	Mississippi
Sam Shannahan Well Company, Inc	Maryland
Sharp Water, Inc.	Delaware
<u>Subsidiaries of Sharp Energy, Inc.</u>	<u>State Incorporated</u>
Sharpgas, Inc.	Delaware
Sharp Living, Inc.	Delaware
Tri-County Gas Co., Incorporated	Maryland
<u>Subsidiaries of Chesapeake Service Company</u>	<u>State Incorporated</u>
Skipjack, Inc.	Delaware
BravePoint, Inc.	Georgia
Chesapeake Investment Company	Delaware
Eastern Shore Real Estate	Maryland
<u>Subsidiaries of Sharp Water, Inc.</u>	<u>State Incorporated</u>
Aquality Solutions of Michigan, Inc	Michigan
Carroll Water Systems, Inc.	Maryland
Absolute Water Care, Inc.	Florida
Sharp Water of Florida, Inc.	Delaware
Sharp Water of Idaho, Inc.	Delaware
Sharp Water of Minnesota, Inc.	Delaware

CONSENT OF INDEPENDENT ACCOUNTANTS

We hereby consent to the incorporation by reference in the Registration Statement on Form S-3 (Nos. 33-28391 and 33-64671) and Form S-8 (Nos. 333-01175 and 333-94159) of Chesapeake Utilities Corporation of our report dated February 19, 2004 relating to the financial statements and financial statement schedule, which appears in this Form 10-K.

A handwritten signature in black ink that reads "PricewaterhouseCoopers LLP". The signature is written in a cursive, flowing style.

PRICEWATERHOUSECOOPERS LLP
Philadelphia, Pennsylvania
March 15, 2004

**CERTIFICATE PURSUANT TO RULE 13A-14(A)
UNDER THE SECURITIES EXCHANGE ACT OF 1934**

I, John R. Schimkaitis, certify that:

1. I have reviewed this annual report on Form 10-K of Chesapeake Utilities Corporation;
2. Based on my knowledge, this report does not contain any untrue statement of a material fact or omit to state a material fact necessary to make the statements made, in light of the circumstances under which such statements were made, not misleading with respect to the period covered by this report;
3. Based on my knowledge, the financial statements, and other financial information included in this annual report, fairly present in all material respects the financial condition, results of operations and cash flows of the registrant as of, and for, the periods presented in this annual report;
4. The registrant's other certifying officers and I are responsible for establishing and maintaining disclosure controls and procedures (as defined in Exchange Act Rules 13a-15(e) and 15d-15(e)) for the registrant and we have:
 - a) designed such disclosure controls and procedures, or caused such disclosure controls and procedures to be designed under our supervision, to ensure that material information relating to the registrant, including its consolidated subsidiaries, is made known to us by others within those entities, particularly during the period in which this report is being prepared;
 - b) evaluated the effectiveness of the registrant's disclosure controls and procedures and presented in this report our conclusions about the effectiveness of the disclosure controls and procedures, as of the end of the period covered by this report based on such evaluations;
 - c) disclosed in this report any change in the registrant's internal control over financial reporting that occurred during the registrant's most recent fiscal quarter that has materially affected, or is reasonably likely to materially affect, the registrant's internal control over financial reporting;
5. The registrant's other certifying officers and I have disclosed, based on our most recent evaluation of internal control over financial reporting, to the registrant's auditors and the audit committee of the registrant's board of directors (or persons performing the equivalent function):
 - a) all significant deficiencies and material weaknesses in the design or operation of internal control over financial reporting which are reasonably likely to adversely affect the registrant's ability to record, process, summarize and report financial information; and
 - b) any fraud, whether or not material, that involves management or other employees who have a significant role in the registrant's internal control over financial reporting.

Date: March 15, 2004

/s/ JOHN R. SCHIMKAITIS

John R. Schimkaitis

President and Chief Executive Officer

**CERTIFICATE PURSUANT TO RULE 13A-14(A)
UNDER THE SECURITIES EXCHANGE ACT OF 1934**

I, Michael P. McMasters, certify that:

1. I have reviewed this annual report on Form 10-K of Chesapeake Utilities Corporation;
2. Based on my knowledge, this report does not contain any untrue statement of a material fact or omit to state a material fact necessary to make the statements made, in light of the circumstances under which such statements were made, not misleading with respect to the period covered by this report;
3. Based on my knowledge, the financial statements, and other financial information included in this annual report, fairly present in all material respects the financial condition, results of operations and cash flows of the registrant as of, and for, the periods presented in this annual report;
4. The registrant's other certifying officers and I are responsible for establishing and maintaining disclosure controls and procedures (as defined in Exchange Act Rules 13a-15(e) and 15d-15(e)) for the registrant and we have:
 - a) designed such disclosure controls and procedures, or caused such disclosure controls and procedures to be designed under our supervision, to ensure that material information relating to the registrant, including its consolidated subsidiaries, is made known to us by others within those entities, particularly during the period in which this report is being prepared;
 - b) evaluated the effectiveness of the registrant's disclosure controls and procedures and presented in this report our conclusions about the effectiveness of the disclosure controls and procedures, as of the end of the period covered by this report based on such evaluations;
 - c) disclosed in this report any change in the registrant's internal control over financial reporting that occurred during the registrant's most recent fiscal quarter that has materially affected, or is reasonably likely to materially affect, the registrant's internal control over financial reporting;
5. The registrant's other certifying officers and I have disclosed, based on our most recent evaluation of internal control over financial reporting, to the registrant's auditors and the audit committee of the registrant's board of directors (or persons performing the equivalent function):
 - a) all significant deficiencies and material weaknesses in the design or operation of internal control over financial reporting which are reasonably likely to adversely affect the registrant's ability to record, process, summarize and report financial information; and
 - b) any fraud, whether or not material, that involves management or other employees who have a significant role in the registrant's internal control over financial reporting.

Date: March 15, 2004

/s/ MICHAEL P. MCMASTERS

Michael P. McMasters

Vice President and Chief Financial Officer

Certificate of Chief Executive Officer

of

Chesapeake Utilities Corporation

(pursuant to 18 U.S.C. Section 1350)

I, John R. Schimkaitis, President and Chief Executive Officer of Chesapeake Utilities Corporation, certify that, to the best of my knowledge, the Annual Report on Form 10-K of Chesapeake Utilities Corporation (“Chesapeake”) for the year ended December 31, 2003, filed with the Securities and Exchange Commission on the date hereof (i) fully complies with the requirements of section 13(a) or 15(d) of the Securities Exchange Act of 1934, as amended, and (ii) the information contained therein fairly presents, in all material respects, the financial condition and results of operations of Chesapeake.

/s/ JOHN R. SCHIMKAITIS

John R. Schimkaitis

March 15, 2004

A signed original of this written statement required by Section 906 of the Sarbanes-Oxley Act of 2002, or other document authenticating, acknowledging, or otherwise adopting the signature that appears in typed form within the electronic version of this written statement required by Section 906, has been provided to Chesapeake Utilities Corporation and will be retained by Chesapeake Utilities Corporation and furnished to the Securities and Exchange Commission or its staff upon request.

Certificate of Chief Financial Officer

of

Chesapeake Utilities Corporation

(pursuant to 18 U.S.C. Section 1350)

I, Michael P. McMasters, Vice President and Chief Financial Officer of Chesapeake Utilities Corporation, certify that, to the best of my knowledge, the Annual Report on Form 10-K of Chesapeake Utilities Corporation (“Chesapeake”) for the year ended December 31, 2003, filed with the Securities and Exchange Commission on the date hereof (i) fully complies with the requirements of section 13(a) or 15(d) of the Securities Exchange Act of 1934, as amended, and (ii) the information contained therein fairly presents, in all material respects, the financial condition and results of operations of Chesapeake.

/s/ MICHAEL P. MCMASTERS

Michael P. McMasters

March 15, 2004

A signed original of this written statement required by Section 906 of the Sarbanes-Oxley Act of 2002, or other document authenticating, acknowledging, or otherwise adopting the signature that appears in typed form within the electronic version of this written statement required by Section 906, has been provided to Chesapeake Utilities Corporation and will be retained by Chesapeake Utilities Corporation and furnished to the Securities and Exchange Commission or its staff upon request.

*Upon written request,
Chesapeake will provide, free of
charge, a copy of any exhibit to
the 2003 Annual Report on
Form 10-K not included
in this document.*

SECURITIES AND EXCHANGE COMMISSION
WASHINGTON, D.C. 20549

FORM 10-Q

QUARTERLY REPORT PURSUANT TO SECTION 13 OR 15(d) OF THE SECURITIES EXCHANGE ACT OF 1934

For the quarterly period ended: June 30, 2004

OR

TRANSITION REPORT PURSUANT TO SECTION 13 OR 15(d) OF THE SECURITIES EXCHANGE ACT OF 1934

For the transition period from _____ to _____

Commission File Number: **001-11590**

CHESAPEAKE UTILITIES CORPORATION

(Exact name of registrant as specified in its charter)

Delaware

(State or other jurisdiction of
incorporation or organization)

51-0064146

(I.R.S. Employer
Identification No.)

909 Silver Lake Boulevard, Dover, Delaware 19904

(Address of principal executive offices, including Zip Code)

(302) 734-6799

(Registrant's Telephone Number, including Area Code)

Indicate by check mark whether the registrant (1) has filed all reports required to be filed by Section 13 or 15 (d) of the Securities Exchange Act of 1934 during the preceding 12 months (or for such shorter period that the registrant was required to file such reports), and (2) has been subject to such filing requirements for the past 90 days. Yes No

Indicate by check mark whether the registrant is an accelerated filer (as defined in Rule 12b-2 of the Exchange Act). Yes No

Common Stock, par value \$.4867 — 5,725,500 shares outstanding as of June 30, 2004.

TABLE OF CONTENTS

PART I — FINANCIAL INFORMATION	1
ITEM 1. FINANCIAL STATEMENTS	1
NOTES TO CONDENSED CONSOLIDATED FINANCIAL STATEMENTS	7
1. Quarterly Financial Data	7
2. Calculation of Earnings Per Share	9
3. Commitments and Contingencies	9
Environmental Matters	9
Other Commitments and Contingencies	11
4. Recent Authoritative Pronouncements on Financial Reporting and Accounting	11
5. Segment Information	12
6. Discontinued Operations	13
7. Employee Benefit Plans	14
ITEM 2. MANAGEMENT'S DISCUSSION AND ANALYSIS OF FINANCIAL CONDITION AND	
RESULTS OF OPERATIONS	14
Business Description	14
FINANCIAL POSITION, LIQUIDITY AND CAPITAL RESOURCES	15
Off-Balance Sheet Arrangements and Contractual Obligations	16
RESULTS OF OPERATIONS FOR THE QUARTER ENDED JUNE 30, 2004	17
Consolidated Overview	17
Natural Gas Distribution and Transmission	18
Propane	18
Advanced Information Services	19
Other Business Operations and Eliminations	20
Discontinued Operations	20
Income Taxes	20
Interest Expense	20
RESULTS OF OPERATIONS FOR THE SIX MONTHS ENDED JUNE 30, 2004	21
Consolidated Overview	21
Natural Gas Distribution and Transmission	22
Propane	23
Advanced Information Services	23
Other Business Operations and Eliminations	24
Discontinued Operations	24
Income Taxes	24
Interest Expense	24
Environmental Matters	24
OTHER MATTERS	25
Regulatory Matters	25
Competition	27
Recent Pronouncements	28
Inflation	28
Cautionary Statement	29
ITEM 3. QUANTITATIVE AND QUALITATIVE DISCLOSURES ABOUT MARKET RISK	29
ITEM 4. CONTROLS AND PROCEDURES	30
Evaluation of Disclosure Controls and Procedures	30
Changes in Internal Control Over Financial Reporting	30

TABLE OF CONTENTS

PART II — OTHER INFORMATION..... 31

SIGNATURES..... 33

EXHIBIT 31.1 34

EXHIBIT 31.2 35

EXHIBIT 32.1 36

EXHIBIT 32.2 37

PART I — FINANCIAL INFORMATION

Item 1. Financial Statements

Chesapeake Utilities Corporation and Subsidiaries

Condensed Consolidated Statements of Income (Unaudited)

For the Three Months Ended June 30,	2004	2003 Restated
Operating Revenues	\$ 34,292,997	\$ 30,784,922
Operating Expenses		
Cost of sales, excluding costs below	20,234,037	16,893,451
Operations	8,634,728	7,772,767
Maintenance	415,567	431,112
Depreciation and amortization	1,811,171	1,791,128
Other taxes	1,034,700	1,034,947
Total operating expenses	32,130,203	27,923,405
Operating Income	2,162,794	2,861,517
Other Income net of Other Expenses	74,217	34,257
Interest Charges	1,328,231	1,429,005
Income Before Income Taxes	908,780	1,466,769
Income Taxes	297,262	532,233
Income from Continuing Operations	611,518	934,536
Net Income (Loss) from Discontinued Operations, net of tax		
Discontinued operations, net of tax of \$11,234 and (\$2,899), respectively	19,148	(71,961)
Gain on sale	-	71,574
Total income (loss) from discontinued operations, net	19,148	(387)
Net Income	\$ 630,666	\$ 934,149
Earnings Per Share of Common Stock:		
Basic		
From continuing operations	\$ 0.11	\$ 0.17
From discontinued operations	0.00	0.00
Net Income	\$ 0.11	\$ 0.17
Diluted		
From continuing operations	\$ 0.11	\$ 0.17
From discontinued operations	0.00	0.00
Net Income	\$ 0.11	\$ 0.17
Cash Dividends Declared Per Share of Common Stock	\$ 0.280	\$ 0.275

The accompanying notes are an integral part of these financial statements.

Chesapeake Utilities Corporation and Subsidiaries

Condensed Consolidated Statements of Income (Unaudited)

For the Six Months Ended June 30,	2004	2003 Restated
Operating Revenues	\$ 98,055,357	\$ 93,744,437
Operating Expenses		
Cost of sales, excluding costs below	60,638,245	55,317,606
Operations	17,795,187	16,632,945
Maintenance	796,137	850,272
Depreciation and amortization	3,621,795	3,527,227
Other taxes	2,341,893	2,243,691
Total operating expenses	85,193,257	78,571,741
Operating Income	12,862,100	15,172,696
Other Income net of Other Expenses	176,694	88,157
Interest Charges	2,654,997	2,894,855
Income Before Income Taxes	10,383,797	12,365,998
Income Taxes	3,998,745	4,794,359
Income from Continuing Operations	6,385,052	7,571,639
Net Income (Loss) from Discontinued Operations, net of tax		
Discontinued operations, net of tax		
of (\$7,257) and (\$87,619), respectively	(15,187)	(234,289)
Gain on sale	-	71,574
Total loss from discontinued operations, net	(15,187)	(162,715)
Net Income	\$ 6,369,865	\$ 7,408,924
Earnings Per Share of Common Stock:		
Basic		
From continuing operations	\$ 1.12	\$ 1.36
From discontinued operations	0.00	(0.03)
Net Income	\$ 1.12	\$ 1.33
Diluted		
From continuing operations	\$ 1.10	\$ 1.33
From discontinued operations	(0.01)	(0.03)
Net Income	\$ 1.09	\$ 1.30
Cash Dividends Declared Per Share of Common Stock	\$ 0.555	\$ 0.550

The accompanying notes are an integral part of these financial statements.

Chesapeake Utilities Corporation and Subsidiaries

Consolidated Statements of Cash Flows (Unaudited)

For the Six Months Ended June 30,	2004	2003 Restated
Operating Activities		
Net Income	\$ 6,369,865	\$ 7,408,924
Adjustments to reconcile net income to net operating cash:		
Depreciation and amortization	3,621,795	3,980,473
Depreciation and accretion included in other costs	1,286,104	1,255,024
Deferred income taxes, net	822,082	957,212
Mark-to-market adjustments	140,089	604,430
Employee benefits and compensation	440,404	579,775
Other	(14,620)	21,449
Changes in assets and liabilities:		
Accounts receivable and accrued revenue	10,773,033	8,125,498
Inventory, materials, supplies and storage gas	(648,888)	1,187,467
Prepaid expenses and other current assets	221,095	427,248
Other deferred charges	303,234	346,101
Accounts payable, net	(6,699,976)	(8,709,145)
Refunds payable to customers	236,603	(165,282)
Accrued income taxes	2,609,586	1,506,928
Accrued interest	1,144,624	1,186,664
Accrued compensation	(1,139,897)	299,966
Over (under) recovered deferred purchased gas costs	745,519	(2,808,638)
Other current liabilities	456,922	(405,652)
Other liabilities	(94,088)	201,446
Net cash provided by operating activities	20,573,486	15,999,888
Investing Activities		
Property, plant and equipment expenditures, net	(6,582,168)	(4,607,407)
Sale of discontinued operations	65,998	790,496
Environmental recoveries, net of expenditures	262,946	731,633
Net cash used by investing activities	(6,253,224)	(3,085,278)
Financing Activities		
Common stock dividends	(3,125,798)	(3,055,339)
Issuance of stock:		
Dividend Reinvestment Plan optional cash	102,483	166,486
Dividends reinvested by stockholders	385,169	362,536
Retirement Savings Plan	588,794	574,632
Conversion of debentures	205,663	113,834
Purchase of treasury stock	(193,625)	-
Net repayment under line of credit agreements	(3,515,258)	(9,400,000)
Repayment of long-term debt	(1,584,000)	(1,761,380)
Net cash used by financing activities	(7,136,572)	(12,999,231)
Net Increase (Decrease) in Cash and Cash Equivalents	7,183,690	(84,621)
Cash and Cash Equivalents — Beginning of Period	3,108,501	2,458,276
Cash and Cash Equivalents — End of Period	\$ 10,292,191	\$ 2,373,655

The accompanying notes are an integral part of these financial statements.

Chesapeake Utilities Corporation and Subsidiaries

Condensed Consolidated Balance Sheets (Unaudited)

Assets	June 30, 2004	December 31, 2003
Property, Plant and Equipment		
Natural gas distribution and transmission	\$ 189,999,737	\$ 186,661,469
Propane	36,843,142	35,577,104
Advanced information services	1,431,674	1,396,595
Water services	750,947	762,383
Other plant	8,840,050	8,796,305
Total property, plant and equipment	237,865,550	233,193,856
Plus: Construction work in progress	2,224,284	1,724,721
Less: Accumulated depreciation and amortization	(69,873,829)	(67,046,318)
Net property, plant and equipment	170,216,005	167,872,259
Investments	341,602	386,710
Current Assets		
Cash and cash equivalents	10,292,191	3,108,501
Accounts receivable (less allowance for uncollectibles of \$698,078 and \$659,047, respectively)	18,577,898	26,191,845
Accrued revenue	1,272,668	4,497,752
Materials and supplies, at average cost	987,460	923,556
Appliance and other inventory, at FIFO	143,106	173,044
Propane inventory, at average cost	5,222,715	3,387,535
Storage gas prepayments	3,402,343	4,622,601
Underrecovered purchased gas costs	-	660,601
Income taxes receivable	-	489,841
Deferred income taxes receivable	79,685	-
Prepaid expenses	1,763,805	2,069,988
Other current assets	713,957	768,958
Total current assets	42,455,828	46,894,222
Deferred Charges and Other Assets		
Environmental regulatory assets	316,414	353,092
Environmental expenditures	101,142	364,088
Goodwill, net	674,451	674,451
Other intangible assets, net	297,597	305,213
Long-term receivables	1,543,811	1,637,998
Other regulatory assets	1,408,683	1,693,401
Other deferred charges	1,011,032	983,230
Total deferred charges and other assets	5,353,130	6,011,473
Total Assets	\$ 218,366,565	\$ 221,164,664

The accompanying notes are an integral part of these financial statements.

Capitalization and Liabilities	June 30, 2004	December 31, 2003
Capitalization		
Stockholders' equity		
Common Stock, par value \$.4867 per share; (authorized 12,000,000 shares; issued and outstanding 5,734,853 and 5,660,594 shares, respectively)	\$ 2,790,720	\$ 2,754,748
Additional paid-in capital	35,856,549	34,176,361
Retained earnings	39,186,041	36,008,246
Treasury stock	(193,625)	-
Total stockholders' equity	77,639,685	72,939,355
Long-term debt, net of current maturities	68,209,546	69,415,545
Total capitalization	145,849,231	142,354,900
Current Liabilities		
Current portion of long-term debt	3,287,091	3,665,091
Short-term borrowing	-	3,515,258
Accounts payable	15,297,436	21,997,413
Refunds payable to customers	443,185	206,582
Customer deposits	1,969,981	2,008,379
Income taxes payable	2,119,745	
Accrued interest	1,796,991	652,367
Dividends payable	1,604,427	1,556,631
Overrecovered purchased gas costs	84,918	-
Deferred income taxes payable	-	119,814
Accrued compensation	1,921,388	3,266,072
Other accrued liabilities	2,152,843	1,657,523
Total current liabilities	30,678,005	38,645,130
Deferred Credits and Other Liabilities		
Deferred income taxes	20,612,576	19,590,995
Deferred investment tax credits	465,317	492,725
Environmental liabilities	508,910	562,194
Accrued pension costs	2,226,268	2,015,128
Accrued asset removal cost	14,198,070	13,536,209
Other liabilities	3,828,188	3,967,383
Total deferred credits and other liabilities	41,839,329	40,164,634
Commitments and Contingencies (Note 3)		
Total Capitalization and Liabilities	\$ 218,366,565	\$ 221,164,664

The accompanying notes are an integral part of these financial statements

This page intentionally left blank.

NOTES TO CONDENSED CONSOLIDATED FINANCIAL STATEMENTS

1. Quarterly Financial Data

The financial information for Chesapeake Utilities Corporation (the "Company" or "Chesapeake") included herein is unaudited and should be read in conjunction with the Company's Annual Report on Form 10-K; however, the year-end balance sheet data has been derived from audited financial statements. In the opinion of management, this financial information reflects normal recurring adjustments which are necessary for a fair presentation of the Company's interim results. In accordance with United States Generally Accepted Accounting Principles, the Company's management makes certain estimates and assumptions regarding: 1) reported amounts of assets and liabilities, 2) disclosure of contingent assets and liabilities at the date of the financial statements and 3) reported amounts of revenues and expenses during the reporting period. Actual results could differ from those estimates. Due to the seasonal nature of the Company's business, there are substantial variations in the results of operations reported on a quarterly basis and, accordingly, results for any particular quarter may not give a true indication of results for the year.

Chesapeake does not have any material components of comprehensive income that are required to be reported by Financial Accounting Standards Board ("FASB") Statement of Financial Accounting Standards ("SFAS") No. 130, "Reporting Comprehensive Income."

As reported on the Company's December 31, 2003 Annual Report on Form 10-K, the Company has restated its quarterly financial statements for prior periods in order to reflect the results of its Delaware and Maryland natural gas divisions on the "accrual" revenue recognition method rather than the "as billed" revenue recognition method. This change had an insignificant effect on the Company's annual results for 2003. Under the "as billed" method, revenues from customer sales are not recognized until the meter is read. Under the "accrual" method, at the end of each period, the amount of gas used is estimated and is recognized as revenue. The Company's Florida division has historically used the "accrual" method in accordance with Florida Public Service Commission requirements. Prior to December 31, 2003, the Delaware and Maryland divisions used the "as billed" method to recognize revenues consistent with the rate-setting processes in those states. In order to consistently apply the "accrual" method, the Company met separately with the staffs of the Delaware and Maryland Public Service Commissions to determine the regulatory impact of the change. Having determined that there is little to no regulatory impact, the Company has conformed the revenue recognition method used in its Delaware and Maryland divisions to the method used by its Florida division. In order to provide comparable information, the Company has restated its 2003 quarterly interim financial statements to reflect the "accrual" revenue recognition method. Dollars are shown in thousands, except per share amounts.

	<u>Three Months Ended</u>			<u>Six Months Ended</u>		
	June 30, 2003 As Previously Reported (1)	Impact of Revenue Recognition Change	June 30, 2003 As Restated	June 30, 2003 As Previously Reported (1)	Impact of Revenue Recognition Change	June 30, 2003 As Restated
Selected Income Statement Information						
Operating Revenues	\$32,237	(\$1,452)	\$30,785	\$96,160	(\$2,416)	\$93,744
Operating Income	3,268	(406)	2,862	15,835	(662)	15,173
Income from Continuing Operations	1,177	(242)	935	7,967	(395)	7,572
Net Income	1,176	(242)	934	7,804	(395)	7,409
Earnings Per Share of Common Stock						
Basic						
From Continuing Operations	\$0.21	(\$0.04)	\$0.17	\$1.43	(\$0.07)	\$1.36
Net Income	\$0.21	(\$0.04)	\$0.17	\$1.40	(\$0.07)	\$1.33
Diluted						
From Continuing Operations	\$0.21	(\$0.04)	\$0.17	\$1.40	(\$0.07)	\$1.33
Net Income	\$0.21	(\$0.04)	\$0.17	\$1.37	(\$0.07)	\$1.30
Selected Balance Sheet Information						
Assets						
Accounts receivable and accrued revenue	\$18,337	\$881	\$19,218			
Unrecovered purchased gas costs	4,023	(451)	3,572			
Deferred income taxes	1,465	(467)	998			
Other regulatory assets	2,118	9	2,127			
Liabilities						
Income taxes	1,285	(293)	992			
Stockholders' Equity						
Retained earnings	\$36,967	\$265	\$37,232			

⁽¹⁾ Operating Revenue, Operating Income and Income from Continuing Operations exclude the results of the operations discontinued in 2003 and include minor reclassifications to conform with the presentation of the 2004 results.

2. Calculation of Earnings Per Share

For the Period Ended June 30,	Three Months Ended		Six Months Ended	
	2004	2003 Restated	2004	2003 Restated
Calculation of Basic Earnings Per Share from Continuing Operations:				
Net income from continuing operations	\$ 611,518	\$ 934,536	\$ 6,385,052	\$ 7,571,639
Weighted average shares outstanding	5,728,158	5,599,525	5,708,294	5,580,620
Basic Earnings Per Share from Continuing Operations	\$ 0.11	\$ 0.17	\$ 1.12	\$ 1.36
Calculation of Diluted Earnings Per Share from Continuing Operations:				
Reconciliation of Numerator:				
Net Income from continuing operations — Basic	\$ 611,518	\$ 934,536	\$ 6,385,052	\$ 7,571,639
Effect of 8.25% Convertible debentures *	-	-	70,421	80,457
Adjusted numerator — Diluted	\$ 611,518	\$ 934,536	\$ 6,455,473	\$ 7,652,096
Reconciliation of Denominator:				
Weighted shares outstanding — Basic	5,728,158	5,599,525	5,708,294	5,580,620
Effect of dilutive securities *				
Stock options	2,369	852	3,414	
Warrants	6,492	4,359	7,682	3,016
8.25% Convertible debentures	-	-	165,867	190,027
Adjusted denominator — Diluted	5,737,019	5,604,736	5,885,257	5,773,663
Diluted Earnings Per Share from Continuing Operations	\$ 0.11	\$ 0.17	\$ 1.10	\$ 1.33

* Amounts associated with securities resulting in an anti-dilutive effect on earnings per share are not included in this calculation.

3. Commitments and Contingencies

Environmental Matters

In 2003, Chesapeake completed its responsibilities related to one former gas manufacturing plant site and is currently participating in the investigation, assessment or remediation of two other former gas manufacturing plant sites. These sites are located in three different jurisdictions. The Company has accrued liabilities for these three sites referred to respectively as the Dover Gas Light, Salisbury Town Gas Light and the Winter Haven Coal Gas sites. The Company is currently in discussions with the Maryland Department of the Environment ("MDE") regarding the possible responsibilities of the Company with respect to a fourth former gas manufacturing plant site in Cambridge, Maryland.

Dover Gas Light Site

The Dover Gas Light site is a former manufactured gas plant site located in Dover, Delaware. On January 15, 2004, the Company received a Certificate of Completion of Work from the United States Environmental Protection Agency ("EPA") regarding this site. This concluded Chesapeake's remedial action obligation related to this site and relieves Chesapeake from liability for future remediation at the site, unless previously unknown conditions are discovered at the site, or information previously unknown to the EPA is received that indicates the remedial action that has been taken is not sufficiently protective. These contingencies are standard and are required by the United States in all liability settlements.

At June 30, 2004, the Company had accrued \$10,000 for costs associated with the Dover Gas Light site and had recorded an associated regulatory asset for the same amount. Through June 30, 2004, the Company has incurred approximately \$9.7 million in costs relating to environmental testing and remedial action studies at the site. Approximately \$9.6 million has been recovered through June 2004 from other parties or through rates.

Salisbury Town Gas Light Site

In cooperation with the MDE, the Company has completed an assessment of the Salisbury manufactured gas plant site, located in Salisbury, Maryland, which determined that there was localized ground-water contamination. During 1996, the Company completed construction and began Air Sparging and Soil-Vapor Extraction ("AS/SVE") remediation procedures. Chesapeake has been reporting the remediation and monitoring results to the MDE on an ongoing basis since 1996. In February 2002, the MDE granted permission to permanently decommission the AS/SVE system and to discontinue all on-site and off-site well monitoring, except for one well that is being maintained for continued product monitoring and recovery. In November 2002, Chesapeake submitted a letter to the MDE requesting No Further Action ("NFA") determination. In December 2002, the MDE recommended that the Company submit work plans to MDE and place deed restrictions on the property as conditions prior to receiving an NFA. The Company has completed the MDE recommended work plans and has executed the deed restrictions. During the third quarter of 2003 the Company submitted a revised request for the NFA. The MDE has not yet responded to the request.

The Company has adjusted the liability with respect to the Salisbury Town Gas Light site to \$7,000 at June 30, 2004. This amount is based on the estimated costs to perform limited product monitoring and recovery efforts and fulfill ongoing reporting requirements. A corresponding regulatory asset has been recorded, reflecting the Company's belief that costs incurred will be recoverable in base rates.

Through June 30, 2004, the Company has incurred approximately \$2.9 million for remedial actions and environmental studies at the Salisbury Town Gas Light site. Of this amount, approximately \$1.8 million has been recovered through insurance proceeds or in rates. The Company expects to recover the remaining costs through rates.

Winter Haven Coal Gas Site

The Winter Haven Coal Gas site is located in Winter Haven, Florida. Chesapeake has been working with the Florida Department of Environmental Protection ("FDEP") in assessing this coal gas site. In May 1996, the Company filed an Air Sparging and Soil Vapor Extraction Pilot Study Work Plan (the "Work Plan") for the Winter Haven site with the FDEP. The Work Plan described the Company's proposal to undertake an AS/SVE pilot study to evaluate the site. After discussions with the FDEP, the Company filed a modified AS/SVE Pilot Study Work Plan, the description of the scope of work to complete the site assessment activities and a report describing a limited sediment investigation performed in 1997. In December 1998, the FDEP approved the AS/SVE Pilot Study Work Plan, which the Company completed during the third quarter of 1999. In February 2001, the Company filed a Remedial Action Plan ("RAP") with the FDEP to address the contamination of the subsurface soil and ground-water in a portion of the site. The FDEP approved the RAP on May 4, 2001. Construction of the AS/SVE system was completed in the fourth quarter of 2002 and the system is now fully operational.

FDEP has indicated that the Company may be required to remediate sediments along the shoreline of Lake Shipp, immediately west of the Winter Haven site. Based on studies performed to date, the Company objects to FDEP's suggestion that the sediments have been contaminated and require remediation. Early estimates by the Company's environmental consultant indicate that some of the corrective measures discussed by FDEP may cost as much as \$1 million. Given the Company's view as to the absence of ecological effects, the Company believes that cost expenditures of this magnitude are unwarranted and plans to vigorously oppose any requirements that it undertake corrective measures in the offshore sediments. Chesapeake anticipates that it will be several years before this issue is resolved. At this time, the Company has not recorded a liability for sediment remediation. The outcome of this matter cannot be predicted at this time.

The Company has accrued a liability of \$492,000 as of June 30, 2004 for the Florida site. Through June 30, 2004, the Company has incurred approximately \$1.3 million of environmental costs associated with

the Florida site. At June 30, 2004 the Company had collected through rates \$193,000 in excess of costs incurred. A regulatory asset of approximately \$299,000, representing the uncollected portion of the estimated clean-up costs, has also been recorded. The Company expects to recover the remaining costs through rates.

Other

The Company is in discussions with the MDE regarding the possible responsibilities of the Company for remediation of a fourth gas manufacturing plant site located in Cambridge, Maryland. The outcome of this matter cannot be determined at this time.

Other Commitments and Contingencies

The Company's natural gas and propane distribution operations have entered into contractual commitments to purchase gas from various suppliers. The contracts have various expiration dates. In November 2003, the Company entered into a one-year contract with an energy marketing and risk management company to manage a portion of the Company's natural gas transportation and storage capacity.

The Company has issued corporate guarantees to certain vendors of its propane wholesale marketing subsidiary. The corporate guarantees provide for the payment of propane purchases by the subsidiary, in the event of the subsidiary's default. The aggregate amount guaranteed at June 30, 2004 totaled \$4.5 million, with the guarantees expiring on various dates through February 2005.

The Company has issued a letter of credit to its primary insurance company for \$694,000, which expires June 1, 2005.

The Company is involved in certain legal actions and claims arising in the normal course of business. The Company is also involved in certain legal and administrative proceedings before various governmental agencies concerning rates. In the opinion of management, the ultimate disposition of these proceedings and claims will not have a material effect on the consolidated financial position, results of operations or cash flows of the Company.

Certain assets and liabilities of the Company are accounted for in accordance with SFAS No. 71. SFAS No. 71 provides guidance for public utilities and other regulated operations where the rates (prices) charged to customers are subject to regulatory review and approval. Regulators sometimes include costs in allowable costs in a period other than the period in which the costs would be charged to expense by an unregulated enterprise. That procedure can create assets, reduce assets, or create liabilities for the regulated enterprise. For general-purpose financial reporting, an incurred cost for which a regulator permits recovery in a future period is accounted for like an incurred cost that is reimbursable under a cost-reimbursement-type contract. If the Company were required to terminate the application of SFAS No. 71 to its regulated operations, all such deferred amounts would be recognized in the income statement at that time. This would result in a charge to earnings, net of applicable income taxes, in an amount which could be material.

4. Recent Authoritative Pronouncements on Financial Reporting and Accounting

On January 12, 2004, the FASB released FASB Staff Position No. SFAS 106-1 "Accounting and Disclosure Requirements Related to the Medicare Prescription Drug, Improvement and Modernization Act of 2003" (the "Act"). On May 19, 2004, the FASB released FASB Staff Position No. SFAS 106-2 which superseded SFAS 106-1. SFAS No. 106-2 provides guidance on the accounting for the effects of the Act and requires certain disclosures regarding the effect of the federal subsidy provided by the Act. It is effective for the first interim or annual period beginning after June 15, 2004. Adoption of SFAS No. 106-2 is not expected to have a material impact on the Company's post-retirement benefit obligation.

The Emerging Issues Task Force ("EITF") of the FASB issued EITF No. 03-6 on February 9, 2004. It requires that earnings used to calculate earnings per share be allocated between common shareholders and other securities holders based on their respective rights to receive dividends. This requirement was effective for the second quarter of 2004. It had no impact on the Company's calculation of earnings per share.

5. Segment Information

Chesapeake uses the management approach to identify operating segments. Chesapeake organizes its business around differences in products or services and the operating results of each segment are regularly reviewed by the Company's chief operating decision maker in order to make decisions about resources and to assess performance. The following table presents information about the Company's reportable segments. Results exclude discontinued operations.

For the Period Ended June 30,	Three Months Ended		Six Months Ended	
	2004	2003 Restated	2004	2003 Restated
Operating Revenues, Unaffiliated Customers				
Natural gas distribution and transmission	\$ 25,101,267	\$ 22,064,115	\$ 67,402,252	\$ 61,545,956
Propane	5,754,405	5,537,407	24,214,662	25,784,434
Advanced information services	3,437,325	3,185,153	6,438,443	6,418,571
Other	-	(1,753)	-	(4,524)
Total operating revenues, unaffiliated customers	\$ 34,292,997	\$ 30,784,922	\$ 98,055,357	\$ 93,744,437
Intersegment Revenues ⁽¹⁾				
Natural gas distribution and transmission	\$ 35,004	\$ 61,727	\$ 95,991	\$ 101,766
Advanced information services	13,570	30,190	22,587	68,024
Other	168,686	176,903	338,132	357,094
Total intersegment revenues	\$ 217,260	\$ 268,820	\$ 456,710	\$ 526,884
Operating Income				
Natural gas distribution and transmission	\$ 2,696,914	\$ 2,993,220	\$ 9,914,667	\$ 10,273,874
Propane	(881,576)	(390,032)	2,440,082	4,495,450
Advanced information services	259,750	164,301	331,835	226,634
Other	87,706	94,028	175,516	176,738
Total	\$ 2,162,794	\$ 2,861,517	\$ 12,862,100	\$ 15,172,696

⁽¹⁾ All significant intersegment revenues are billed at market rates and have been eliminated from consolidated revenues.

	June 30, 2004	December 31, 2003
Identifiable Assets		
Natural gas distribution and transmission	\$ 158,763,569	\$ 169,865,930
Propane	38,659,073	38,359,251
Advanced information services	2,912,282	2,912,733
Other	17,080,992	7,791,796
Total identifiable assets	\$ 217,415,916	\$ 218,929,710

The Company's operations are all domestic. The advanced information services segment has infrequent transactions with foreign companies, located primarily in Canada, that are denominated and paid in U.S. dollars. These transactions are immaterial to the consolidated revenues.

6. Discontinued Operations

The following table presents the balance sheet accounts for discontinued operations.

Chesapeake Utilities Corporation — Discontinued Operations

Balance Sheets (Unaudited)

	June 30, 2004	December 31, 2003
Assets		
Property, Plant and Equipment		
Property, plant and equipment	\$ 750,947	\$ 762,383
Less: Accumulated depreciation and amortization	(319,127)	(326,792)
Net property, plant and equipment	431,820	435,591
Current Assets		
Cash and cash equivalents	19,903	1,437,821
Accounts receivable (less allowance for uncollectibles of \$1,619 and \$5,346, respectively)	217,184	273,799
Appliance and other inventory, at FIFO	95,594	99,839
Deferred income taxes receivable	20,725	20,725
Prepaid expenses	95,405	110,175
Total current assets	448,811	1,942,359
Deferred Charges and Other Assets		
Other intangible assets, net	70,018	70,018
Deferred income taxes receivable	125,369	150,847
Total deferred charges and other assets	195,387	220,865
Total Assets	\$ 1,076,018	\$ 2,598,815
Stockholders' Equity and Liabilities		
Stockholders' Equity		
Common Stock	\$ 51,010	\$ 51,010
Additional paid-in capital	3,914,783	3,914,783
Retained deficits	(6,386,352)	(5,271,164)
Total stockholders' equity	(2,420,559)	(1,305,371)
Current Liabilities		
Accounts payable	16,684	67,303
Due to parent company	3,252,016	3,558,434
Customer deposits	9,342	11,403
Income taxes payable	159,556	192,290
Other accrued liabilities	58,979	74,756
Total current liabilities	3,496,577	3,904,186
Total Stockholders' Equity and Liabilities	\$ 1,076,018	\$ 2,598,815

During 2003, the Company sold the assets of six of its seven water services businesses. The Company expects to dispose of the remaining operation, located in Stuart, Florida, during 2004. The assets are recorded at their estimated fair value. Results for all the water dealerships were reclassified to discontinued operations in accordance with SFAS No. 144, "Accounting for the Impairment or Disposal of Long-Lived Assets." The results of the water companies' operations for all periods presented in the consolidated income statements have been reclassified to discontinued operations and shown net of tax.

7. Employee Benefit Plans

Net periodic benefit costs for the defined benefit pension plan, the executive excess benefit plan and other post-retirement benefits are shown below:

For the Three Months Ended June 30,	Defined Benefit Pension Plan		Executive Excess Benefit Plan		Other Post-Retirement Benefits	
	2004	2003	2004	2003	2004	2003
Service Cost	\$ 84,690	\$ 81,341	\$ 23,851	\$ 26,970	\$ 1,315	\$ 1,284
Interest Cost	176,727	171,060	20,597	20,010	22,042	21,330
Expected return on plan assets	(235,889)	(196,119)	-	-	-	-
Amortization of transition amount	(3,776)	(3,776)	-	-	6,965	6,965
Amortization of prior service cost	(1,175)	(1,175)	697	697	-	-
Amortization of net (gain) loss	-	-	4,479	4,670	(3,752)	16,568
Net periodic benefit cost	\$ 20,577	\$ 51,331	\$ 49,624	\$ 52,347	\$ 26,570	\$ 46,147

For the Six Months Ended June 30,	Defined Benefit Pension Plan		Executive Excess Benefit Plan		Other Post-Retirement Benefits	
	2004	2003	2004	2003	2004	2003
Service Cost	\$ 169,379	\$ 162,683	\$ 52,438	\$ 53,939	\$ 2,677	\$ 2,569
Interest Cost	353,454	342,120	41,502	40,020	43,442	42,660
Expected return on plan assets	(471,778)	(392,238)	-	-	-	-
Amortization of transition amount	(7,552)	(7,552)	-	-	13,930	13,930
Amortization of prior service cost	(2,350)	(2,350)	1,394	1,394	-	-
Amortization of net (gain) loss	-	-	8,274	9,339	39,450	33,136
Net periodic benefit cost	\$ 41,153	\$ 102,663	\$ 103,608	\$ 104,692	\$ 99,499	\$ 92,295

As disclosed in the December 31, 2003 financial statements, no contributions are expected to be required in 2004 for the defined benefit pension plan. The executive excess benefit plan and other post-retirement benefit plans are unfunded. Cash benefits paid under the executive excess plan for the first six months of 2004 were \$12,550. Benefits paid under other post-retirement benefits are primarily for medical claims and were \$87,000 for the first six months of 2004.

Item 2. Management's Discussion and Analysis of Financial Condition and Results of Operations

Business Description

Chesapeake Utilities Corporation (the "Company" or "Chesapeake") is a diversified utility company engaged in natural gas distribution and transmission, propane distribution and wholesale marketing, advanced information services and other related businesses.

The Company's strategy is to grow earnings from a stable utility foundation by investing in related businesses and services that provide opportunities for higher, unregulated returns. This growth strategy includes acquisitions and investments in unregulated businesses as well as the continued investment and expansion of the Company's utility operations that provide the stable base of earnings. The Company continually reevaluates its investments to ensure that they are consistent with its strategy and the goal of enhancing shareholder value. The Company's unregulated businesses and services currently include propane distribution and wholesale marketing, advanced information services and other related businesses.

Chesapeake sold the assets and operations of six of its seven water dealerships during 2003. The Company expects to dispose of the remaining operation during 2004.

FINANCIAL POSITION, LIQUIDITY AND CAPITAL RESOURCES

The Company's capital requirements reflect the capital-intensive nature of its business and are principally attributable to its construction program (described below) and the retirement of outstanding debt. The Company relies on cash generated by operations and short-term borrowing to meet normal working capital requirements and to finance, temporarily, capital expenditures. During the first six months of 2004, net cash provided by operating activities, net cash used by investing activities and net cash used by financing activities were approximately \$20.6 million, \$6.3 million and \$7.1 million, respectively.

The Board of Directors has authorized the Company to borrow up to \$35.0 million of short-term debt from various banks and trust companies. As of June 30, 2004, Chesapeake had five unsecured bank lines of credit with three financial institutions, totaling \$65.0 million, for short-term cash needs to meet seasonal working capital requirements and to fund, temporarily, portions of its capital expenditures. Two of the bank lines, totaling \$15.0 million, are committed. The remaining three lines are subject to the banks' availability of funds. In the first six months of 2004, cash provided by operations was adequate to fund capital expenditures and repay the \$3.5 million of short-term debt that was outstanding at December 31, 2003. At June 30, 2004, the Company had outstanding an irrevocable letter of credit in the amount of \$694,000 issued to one of the Company's insurance providers. The letter of credit reduced the available borrowing under the short-term lines.

During the six-month periods ended June 30, 2004 and 2003, capital expenditures were approximately \$6.6 million and \$4.6 million, respectively. Chesapeake has budgeted \$20.8 million for capital expenditures during 2004. This amount includes \$15.8 million for natural gas distribution and transmission, \$4.1 million for propane distribution and marketing, \$285,000 for advanced information services and \$614,000 for other operations. The natural gas distribution and transmission expenditures are for expansion and improvement of facilities. The propane expenditures are to support customer growth and for the replacement of equipment. The advanced information services expenditures are for computer hardware, software and related equipment. The other operations budget includes general plant, computer software and hardware expenditures. Financing for the capital expenditure program for the balance of 2004 is expected to be provided from cash on hand, short-term borrowing and cash provided by operating activities. The capital expenditure program is subject to continual review and modification. Actual capital requirements may vary from the above estimates due to a number of factors including acquisition opportunities, changing economic conditions, customer growth in existing areas, regulation, availability of capital and new growth opportunities.

The Company has budgeted \$170,000 for capital expenditures in 2004 related to environmental remediation projects, and expects to make additional expenditures in future years. Management does not expect any such expenditures or financing to have a material adverse effect on the financial position or capital resources of the Company (see Note 3 to the Condensed Consolidated Financial Statements).

As of June 30, 2004 common equity represented 53.2 percent of total capitalization, compared to 51.2 percent as of December 31, 2003. Combining short-term financing with total capitalization, the equity component would have been 52.1 percent and 48.8 percent for 2004 and 2003, respectively. The Company remains committed to maintaining a sound capital structure and strong credit ratings in order to provide the financial flexibility needed to access the capital markets when required. This commitment, along with adequate and timely rate relief for the Company's regulated operations, is intended to ensure that the Company will be able to attract capital from outside sources at a reasonable cost.

Interest expense for the first six months of 2004 decreased approximately \$240,000, or 8 percent, versus the same period in 2003. Interest on long-term debt accounted for \$176,000 of the decrease. The average long-term debt balance in the first six months of 2004 was \$72.0 million with an average interest rate of 7.2 percent, compared to \$76.0 million with an average interest rate of 7.2 percent in the first six months of 2003.

Additionally, interest on short-term debt decreased \$46,000 during the first half of 2004, compared to the first half of 2003. This decrease was the result of a decline in the average balance of short-term debt from \$3.8 million in the first six months of 2003 to \$298,000 for the first six months of 2004.

Off-Balance Sheet Arrangements and Contractual Obligations

As noted in the Company's 2003 Annual Report on Form 10-K, the only off-balance sheet arrangements are corporate guarantees to certain vendors of its propane wholesale marketing subsidiary and a letter of credit issued to its main insurance carrier. See Note 3 to the Condensed Consolidated Financial Statements for further information.

There have been no material changes in the contractual obligations presented in the Company's 2003 Annual Report on Form 10-K, except for commodity purchase obligations and forward contracts entered into in the ordinary course of the Company's business. Below is a summary of the commodity and forward contract obligations at June 30, 2004. None of the commodity or forward contracts extend beyond 2005.

Contractual Obligations:	Payments Due by Period		
	2004	2005	Total
Commodities ⁽¹⁾	\$ 1,877,446	\$ 501,000	\$ 2,378,446
Forward contracts — propane ⁽²⁾	5,363,707	-	5,363,707
Total	\$ 7,241,153	\$ 501,000	\$ 7,742,153

⁽¹⁾ In addition to the obligations noted above, the natural gas distribution and propane distribution operations have agreements with commodity suppliers that have provisions which allow the Company to reduce or eliminate the quantities purchased. There are no monetary penalties for reducing the amounts purchased; however, the propane contracts allow the suppliers to reduce the amounts available in the winter season if the Company does not purchase specified amounts during the summer season. Under these contracts, the commodity prices will fluctuate with a market-based index.

⁽²⁾ The Company has also entered into forward and future sale contracts of \$8,041,169. See the "Quantitative and Qualitative Disclosures about Market Risk" section of the Management's Discussion and Analysis of Financial Condition and Results of Operations portion of this report for further information.

Results of Operations for the Quarter Ended June 30, 2004

Consolidated Overview

The Company earned net income from continuing operations of \$612,000 or \$0.11 per share, for the second quarter of 2004, a decline of \$323,000 compared to net income from continuing operations of \$935,000, or \$0.17 per share for the corresponding period in 2003. The decrease in earnings principally reflects a decline in margins and operating income for the Company's Delmarva natural gas and propane operations caused by warmer temperatures on the Delmarva Peninsula. Management estimates that the warmer weather reduced margins and operating income by \$677,000 for the quarter. Gross margin increases related to residential customer growth for natural gas distribution and natural gas transmission's firm transportation services partially offset this decline. Operating expenses were also up as a result of customer growth.

See Note 1 to the Condensed Consolidated Financial Statements for a description of the restatement that was made in the fourth quarter of 2003. Additional information can also be found in the Company's report on Form 10-K for the year ended December 31, 2003.

For the Three Months Ended June 30,	2004	2003 Restated	Change
Operating Income			
Natural Gas Distribution & Transmission	\$ 2,696,914	\$ 2,993,220	\$ (296,306)
Propane	(881,576)	(390,032)	(491,544)
Advanced Information Services	259,750	164,301	95,449
Other	87,706	94,028	(6,322)
Operating Income	2,162,794	2,861,517	(698,723)
Other Income	74,217	34,257	39,960
Interest Charges	1,328,231	1,429,005	(100,774)
Income Taxes	297,262	532,233	(234,971)
Net Income from Continuing Operations	\$ 611,518	\$ 934,536	\$ (323,018)

The following discussions of segment results include use of the term "gross margin." Gross margin is determined by deducting the cost of sales from operating revenue. Cost of sales includes the purchased gas cost for the natural gas and propane segments and the cost of labor spent on direct revenue-producing activities for advanced information services segment. Gross margin should not be considered an alternative to operating income or net income, which are determined in accordance with Generally Accepted Accounting Principles ("GAAP"). Chesapeake believes that gross margin, although a non-GAAP measure, is useful and meaningful to investors as a basis for making investment decisions. It provides investors with information that demonstrates the profitability achieved by the Company under its allowed rates for regulated operations and under its competitive pricing structure for non-regulated segments. Chesapeake's management uses gross margin in measuring certain performance goals and has historically analyzed and reported gross margin information in its public filings and presentations. Other companies may calculate gross margin in a different manner.

Natural Gas Distribution and Transmission

The natural gas distribution and transmission segment earned operating income of \$2.7 million for the second quarter of 2004 compared to \$3.0 million for the corresponding period last year, a decrease of \$296,000.

For the Three Months Ended June 30,	2004	2003 Restated	Change
Revenue	\$ 25,136,271	\$ 22,125,842	\$ 3,010,429
Cost of gas	15,111,043	12,365,393	2,745,650
Gross margin	10,025,228	9,760,449	264,779
Other Operating Expenses:			
Operations & maintenance	5,216,174	4,752,182	463,992
Depreciation & amortization	1,359,816	1,315,830	43,986
Other taxes	752,324	699,217	53,107
Other operating expenses	7,328,314	6,767,229	561,085
Total Operating Income	\$ 2,696,914	\$ 2,993,220	\$ (296,306)

Gross margins for the Delaware and Maryland distribution divisions decreased \$270,000 from 2003. This was caused primarily by a temperature decline of 31 percent (194 heating degree-days) for the second quarter of 2004 compared to the second quarter of 2003. Management estimates that warmer weather negatively impacted 2004 margins by \$349,000. In the second quarter of 2004, temperatures were 14 percent warmer (68 heating degree-days) than the 10-year average. The Company estimates that, on an annual basis, for each heating degree-day variance from the 10-year average, the gross margin on gas sales changes by \$1,800. The decline due to temperatures was partially offset by customer growth. Delaware and Maryland experienced an increase of 2,211 residential customers, or 7 percent, in the second quarter of 2004 compared to the second quarter of 2003. The increase was primarily the result of new housing construction. The Company estimates that each residential customer added contributes \$372 annually to gross margin and requires an additional cost of \$104 for operations and maintenance expenses. Gross margin for the Florida operations increased by \$239,000, due to an increase of 6.8 percent in the number of residential customers and growth in the industrial gross margin. The natural gas transmission gross margin increased by \$292,000 resulting from an increase in transportation services. Other operating expenses, primarily payroll, pension, insurance and customer service costs, were higher primarily as a result of customer growth. Depreciation was also higher, reflecting the continued investment in plant assets.

Propane

During the second quarter of 2004, the propane segment experienced a decrease of \$492,000 in operating income compared to the second quarter of 2003, reflecting a gross margin decrease of \$370,000 and an increase of \$121,000 in operating expenses.

For the Three Months Ended June 30,	2004	2003	Change
Revenue	\$ 5,754,405	\$ 5,537,407	\$ 216,998
Cost of sales	3,258,284	2,671,033	587,251
Gross margin	2,496,121	2,866,374	(370,253)
Other Operating Expenses:			
Operations & maintenance	2,854,614	2,694,718	159,896
Depreciation & amortization	370,935	373,461	(2,526)
Other taxes	152,148	188,227	(36,079)
Other operating expenses	3,377,697	3,256,406	121,291
Total Operating Loss	\$ (881,576)	\$ (390,032)	\$ (491,544)

The Delmarva distribution operations experienced a drop in gross margin of \$393,000. Management estimates that warmer weather negatively impacted margins by \$328,000. Temperatures in the second quarter of 2004

were 31 percent warmer than the second quarter of 2003 (194 heating degree-days) and 14 percent warmer than the 10-year average (68 heating degree-days). The Company estimates that on an annual basis, gross margin changes by \$1,691 for each heating degree-day. The Florida propane distribution operations experienced an increase in operating losses of \$26,000. An increase of \$20,000 in gross margin was more than offset by an increase in other operating expenses, primarily sales and marketing.

The Company's propane wholesale marketing operation increased operating income \$18,000 over the second quarter of 2003. Gross margins were essentially the same; however, other operating expenses were lower.

Advanced Information Services

The advanced information services business contributed operating income of \$260,000 for the second quarter of 2004, an increase of \$95,000 or 58 percent over the second quarter of last year.

For the Three Months Ended June 30,	2004	2003	Change
Revenue	\$ 3,450,895	\$ 3,215,343	\$ 235,552
Cost of sales	1,864,710	1,870,909	(6,199)
Gross margin	1,586,185	1,344,434	241,751
Other Operating Expenses:			
Operations & maintenance	1,176,368	997,277	179,091
Depreciation & amortization	34,530	48,758	(14,228)
Other taxes	115,537	134,098	(18,561)
Other operating expenses	1,326,435	1,180,133	146,302
Total Operating Income	\$ 259,750	\$ 164,301	\$ 95,449

The advanced information services segment has increased its revenue primarily due to increased software sales. The cost of sales did not rise in proportion because all development costs associated with internally-developed software products are expensed as incurred. Additionally, compensation arrangements with the Company's consultants have been revised to include lower base pay, but higher incentive compensation based on productive hours. Operations and maintenance costs increased primarily due to software development costs to enhance a software product and increased incentive compensation for administrative and management employees.

Other Business Operations and Eliminations

Other operations and eliminating entries contributed operating income of \$88,000 for the second quarter of 2004 compared to income of \$94,000 for the second quarter of last year. Other operations consist primarily of subsidiaries that own real estate leased to other Company subsidiaries. Eliminations are entries required to eliminate activities between business segments from the consolidated results.

For the Three Months Ended June 30,	2004	2003	Change
Revenue	\$ 168,686	\$ 175,150	\$ (6,464)
Cost of sales	-	-	-
Gross margin	168,686	175,150	(6,464)
Other Operating Expenses:			
Operations & maintenance	20,399	12,902	7,497
Depreciation & amortization	53,929	59,529	(5,600)
Other taxes	14,691	13,405	1,286
Other operating expenses	89,019	85,836	3,183
Operating Income - Other	79,667	89,314	(9,647)
Operating Income - Eliminations	8,039	4,714	3,325
Total Operating Income	\$ 87,706	\$ 94,028	\$ (6,322)

Discontinued Operations

In 2003, Chesapeake decided to exit the water services business. Six of seven water dealerships were sold during 2003. The Company expects to dispose of the remaining operation during 2004. Accordingly, the assets are recorded at their fair value. The results of the water companies' operations for all periods presented in the consolidated income statements, have been reclassified to discontinued operations and shown net of tax. For the second quarter of 2004 they earned income of \$19,000, compared to an immaterial loss in the second quarter of 2003.

Income Taxes

The Company's income tax cost for the second quarter of 2004 was lower than 2003 due to lower income. The federal income tax rate was consistent from year to year.

Interest Expense

Interest for the second quarter of 2004 decreased approximately \$101,000, or 7 percent, over the same period in 2003. The decrease resulted from the scheduled repayments of principal of long-term debt and lower short-term borrowing.

The average long-term debt balance in the second quarter of 2004 was \$72.0 million with an average interest rate of 7.2 percent, compared to \$76.0 million with an average interest rate of 7.3 percent in the second quarter of 2003. The Company did not borrow against its short-term credit facilities during the second quarter of 2004. In the second quarter of 2003 the average borrowing balance for short-term debt was \$337,000.

Results of Operations for the Six Months Ended June 30, 2004

Consolidated Overview

The Company earned income from continuing operations of \$6.4 million or \$1.10 per share, for the first six months of 2004, a decline of \$1.2 million compared to income from continuing operations of \$7.6 million, or \$1.33 per share for the corresponding period in 2003. The decrease in earnings principally reflects a decline in operating income caused by warmer temperatures on the Delmarva Peninsula. Management estimates that warmer weather negatively impacted margins by \$1.1 million. The natural gas segment was able to partially offset the impact of warmer weather through customer growth.

See Note 1 to the Condensed Consolidated Financial Statements for a description of the restatement that was made in the fourth quarter of 2003. Additional information can also be found in the Company's report on Form 10-K for the year ended December 31, 2003.

For the Six Months Ended June 30,	2004	2003 Restated	Change
Operating Income			
Natural Gas Distribution & Transmission	\$ 9,914,667	\$ 10,273,874	\$ (359,207)
Propane	2,440,082	4,495,450	(2,055,368)
Advanced Information Services	331,835	226,634	105,201
Other & eliminations	175,516	176,738	(1,222)
Operating Income	12,862,100	15,172,696	(2,310,596)
Other Income	176,694	88,157	88,537
Interest Charges	2,654,997	2,894,855	(239,858)
Income Taxes	3,998,745	4,794,359	(795,614)
Net Income from Continuing Operations	\$ 6,385,052	\$ 7,571,639	\$ (1,186,587)

The following discussions of segment results include use of the term "gross margin." Gross margin is determined by deducting the cost of sales from operating revenue. Cost of sales includes the purchased gas cost for the natural gas and propane segments and the cost of labor spent on direct revenue-producing activities for advanced information services segment. Gross margin should not be considered an alternative to operating income or net income, which are determined in accordance with Generally Accepted Accounting Principles ("GAAP"). Chesapeake believes that gross margin, although a non-GAAP measure, is useful and meaningful to investors as a basis for making investment decisions. It provides investors with information that demonstrates the profitability achieved by the Company under its allowed rates for regulated operations and under its competitive pricing structure for non-regulated segments. Chesapeake's management uses gross margin in measuring certain performance goals and has historically analyzed and reported gross margin information in its public filings and presentations. Other companies may calculate gross margin in a different manner.

Natural Gas Distribution and Transmission

The natural gas distribution and transmission segment earned operating income of \$9.9 million for the first six months of 2004 compared to \$10.3 million for the corresponding period last year, a decrease of \$359,000.

For the Six Months Ended June 30,	2004	2003 Restated	Change
Revenue	\$ 67,498,243	\$ 61,647,722	\$ 5,850,521
Cost of gas	42,529,942	37,613,199	4,916,743
Gross margin	24,968,301	24,034,523	933,778
Other Operating Expenses			
Operations & maintenance	10,739,027	9,689,101	1,049,926
Depreciation & amortization	2,703,097	2,563,832	139,265
Other taxes	1,611,510	1,507,716	103,794
Other operating expenses	15,053,634	13,760,649	1,292,985
Total Operating Income	\$ 9,914,667	\$ 10,273,874	\$ (359,207)

Gross margin for the Delaware and Maryland distribution divisions was essentially even with 2003 due to an increase in customers that offset the negative impact of warmer temperatures. Delaware and Maryland experienced an increase of 2,144 residential customers, or 6.7 percent, in the first half of 2004 compared to 2003. The increase was primarily the result of new housing construction. The Company estimates that each residential customer added contributes \$372 annually to gross margin and requires an additional cost of \$104 for operations and maintenance expenses. This growth offset a temperature decline of 10 percent (307 heating degree-days) for the first six months of 2004 compared to the same period of 2003. Management estimates that warmer temperatures negatively impacted margins by \$553,000. Temperatures were 4 percent colder (114 heating degree-days) than the 10-year average. The Company estimates that, on an annual basis, each heating degree-day changes gross margin on gas sales by \$1,800.

Gross margin for the Florida distribution operations increased by \$509,000, due to an increase of 6 percent in the number of residential customers and growth in the industrial gross margin. The natural gas transmission gross margin increased by \$424,000. Firm transportation services increased \$293,000 due to firm customers adding capacity. Additionally, interruptible transportation increased \$130,000 over 2003.

The gross margin increases were offset by higher operating expenses primarily due to customer growth. Payroll, benefits and insurance costs were up. Depreciation was also higher, reflecting the continued investment in plant assets.

Propane

During the first six months of 2004, the propane segment experienced a decrease of \$2.1 million in operating income compared to the first half of 2003, reflecting a gross margin decrease of \$2.2 million that was partially offset by a \$123,000 decrease in operating expenses.

For the Six Months Ended June 30,	2004	2003	Change
Revenue	\$ 24,214,662	\$ 25,784,434	\$ (1,569,772)
Cost of sales	14,564,816	13,956,129	608,687
Gross margin	9,649,846	11,828,305	(2,178,459)
Other Operating Expenses:			
Operations & maintenance	6,037,163	6,156,925	(119,762)
Depreciation & amortization	753,962	758,365	(4,403)
Other taxes	418,639	417,565	1,074
Other operating expenses	7,209,764	7,332,855	(123,091)
Total Operating Income	\$ 2,440,082	\$ 4,495,450	\$ (2,055,368)

The Delmarva distribution operations experienced a drop in gross margin of \$1.1 million, caused primarily by warmer temperatures. Retail volumes sold decreased 837,000 gallons, or 6 percent for the first six months of 2004 compared to 2003. Management estimates that the negative impact of weather on gross margin was \$519,000. Temperatures in the first six months of 2004 were 10 percent warmer than the first six months of 2003 (307 heating degree-days) but 4 percent colder than the 10-year average (114 heating degree-days). The Company estimates that on an annual basis, each heating degree-day generates gross margin of \$1,691. Additionally, there was a reduction caused by the closing of a poultry processing plant and by an outbreak of avian influenza on the Delmarva Peninsula. The Florida propane distribution operations experienced a decrease in gross margin of \$162,000. The decrease was due primarily to a one-time service project that contributed \$192,000 to the 2003 gross margin.

The Company's propane wholesale marketing operation experienced a decrease in gross margin of \$921,000 and a decrease of \$284,000 in operating expenses, leading to a reduction of \$637,000 in operating income. Results for the second quarter were consistent for 2004 and 2003; however, lower wholesale price volatility reduced trading opportunities during the first quarter of 2004 compared to 2003.

Advanced Information Services

The advanced information services business contributed operating income of \$332,000 for the first six months of 2004 compared to \$227,000 for the first six months of last year, an increase of \$105,000.

For the Six Months Ended June 30,	2004	2003	Change
Revenue	\$ 6,461,030	\$ 6,486,595	\$ (25,565)
Cost of sales	3,543,487	3,762,162	(218,675)
Gross margin	2,917,543	2,724,433	193,110
Other Operating Expenses:			
Operations & maintenance	2,230,196	2,108,123	122,073
Depreciation & amortization	73,675	98,871	(25,196)
Other taxes	281,837	290,805	(8,968)
Other operating expenses	2,585,708	2,497,799	87,909
Total Operating Income	\$ 331,835	\$ 226,634	\$ 105,201

During the first half of 2004 revenues for the advanced information services operations remained consistent with 2003; however, a reduction in the cost of sales resulted in increased gross margins. The reduced cost of sales reflects a staff reduction that reduced non-billable hours and a change in compensation arrangements

with the Company's consultants that reduced base pay and increased incentive compensation that is based on billable hours worked. Operations expenses increased as a result of increases in incentive compensation and development work to enhance a software product.

Other Business Operations and Eliminations

Other operations and eliminating entries contributed operating income of \$176,000 for the first six months of 2004 compared to income of \$177,000 for the first six months of last year. Other operations consist primarily of subsidiaries that own real estate leased to other Company subsidiaries. Eliminations are entries required to eliminate activities between business segments from the consolidated results.

For the Six Months Ended June 30,	2004	2003	Change
Revenue	\$ 338,132	\$ 352,570	\$ (14,438)
Cost of sales	-	-	-
Gross margin	338,132	352,570	(14,438)
Other Operating Expenses:			
Operations & maintenance	41,648	40,332	1,316
Depreciation & amortization	107,139	119,059	(11,920)
Other taxes	29,907	27,605	2,302
Other operating expenses	178,694	186,996	(8,302)
Operating Income - Other	159,438	165,574	(6,136)
Operating Income - Eliminations	16,078	11,164	4,914
Total Operating Income	\$ 175,516	\$ 176,738	\$ (1,222)

Discontinued Operations

In 2003, Chesapeake decided to exit the water services business. Six of seven water dealerships were sold during 2003. The Company expects to dispose of the remaining operation during 2004. Accordingly, the assets are recorded at their fair value. The results of the water companies' operations for all periods presented in the consolidated income statements, have been reclassified to discontinued operations and shown net of tax. For the first six months of 2004 they experienced an operating loss of \$15,000, compared to a loss of \$163,000 for the same period in 2003.

Income Taxes

The Company's income tax cost for the six months ended June 30, 2004 was lower than 2003 due to lower income. The federal income tax rate was consistent from year to year.

Interest Expense

Interest for the first half of 2004 decreased approximately \$240,000, or 8 percent, over the same period in 2003. The decrease resulted from the scheduled repayments of principal of long-term debt and lower short-term borrowing.

The average long-term debt balance for the first six months of 2004 was \$72.0 million with an average interest rate of 7.2 percent, compared to \$76.0 million with an average interest rate of 7.2 percent for the same period in 2003. The average short-term borrowing for the first half of 2004 was \$298,000 compared to \$3.8 million for 2003.

Environmental Matters

As more fully described in Note 3 to the Condensed Consolidated Financial Statements, Chesapeake has completed its responsibilities related to one former gas manufacturing plant site and is currently participating in the investigation, assessment or remediation of two other former gas manufacturing plant sites. The Company continues to work with federal and state environmental agencies to assess the environmental impact and explore options for corrective action at these sites. The Company believes that future costs associated with

these sites will be recoverable in rates or through sharing arrangements with, or contributions by, other responsible parties. The Company is in discussions with the Maryland Department of the Environment regarding a fourth former gas manufacturing plant site located in Cambridge, Maryland. The outcome of this matter cannot be determined at this time.

OTHER MATTERS

Regulatory Matters

The Delaware, Maryland and Florida Public Service Commissions regulate the Company's natural gas distribution operations, while its natural gas transmission operation is regulated by the Federal Energy Regulatory Commission ("FERC").

On April 1, 2003, Eastern Shore filed an application before the FERC requesting authorization for the following: (1) Phase I – upgrade of Parkesburg Metering & Regulating Station; (2) Phase II – construct and operate 2.7 miles of 16-inch mainline looping in Pennsylvania; and (3) Phase III – construct and operate 3.0 miles of 16-inch mainline looping and a pressure control station in Delaware. The purpose of this construction is to enable Eastern Shore to provide additional daily firm transportation capacity of 15,100 dekatherms on Eastern Shore's system phased in over a three-year period commencing November 1, 2003. Phase I of this expansion was completed and placed into service on November 1, 2003. Bids for Phase II construction were received and a contract awarded. Construction for Phase II started in July 2004 with a projected completion and in-service date of November 2004.

During October 2002, Eastern Shore filed an application with the FERC for recovery of gas supply realignment costs associated with the implementation of FERC Order No. 636. The costs totaled \$196,000 (including interest). The FERC has declined to review Eastern Shore's filing until it had first settled a related matter with another transmission company. The other transmission company submitted a filing on December 5, 2003. Eastern Shore will resubmit its transition cost recovery filing immediately upon learning of the FERC's approval.

On December 16, 2003, Eastern Shore filed with the FERC revised tariff sheets to implement revisions to its Fuel Retention and Cash Out provisions. Fuel Retention refers to the in-kind reimbursement of natural gas by Eastern Shore's customers necessary to transport natural gas on Eastern Shore's pipeline. Such Fuel Retention is designed to reimburse Eastern Shore for the Gas Required for Operations ("GRO"), which consists of (1) gas used for compressor fuel and (2) gas otherwise used, lost or unaccounted for. Cash Out refers to the month-end process of resolving customer imbalances, that is, the difference, either positive or negative, between natural gas received by Eastern Shore for a customer's account and the natural gas delivered by Eastern Shore to that customer. Rather than carry such in-kind imbalances forward on a continuing basis, Eastern Shore's tariff permits it to buy or sell such imbalance gas to its customers, thus effectively eliminating any imbalance created through the month. These revisions went into effect on January 15, 2004.

The proposed tariff revisions permit Eastern Shore to incorporate its Deferred Gas Required for Operations amounts into the calculation of its annual Fuel Retention Percentage ("FRP") Adjustment and to implement a surcharge, effective July 1 of each year, to recover cash-out amounts. Deferred Gas Required for Operations is the difference between Eastern Shore's calculated fuel retention using its approved FRP and its actual fuel requirements resulting from actual operations in a given month. Such differences, either positive or negative, are determined each month during the determination period and become a component of Eastern Shore's prospective FRP. This calculation is effectively a "true-up" to the fuel retained by Eastern Shore so it recovers no more and no less than its actual fuel requirements. Fuel Retention Percentage Adjustment is the annual establishment of Eastern Shore's new FRP to be effective July 1 of each year. The percentage adjustment is simply the difference between the current FRP in effect and the new FRP as proposed to be in effect. The

FERC accepted Eastern Shore's revised tariff sheets on January 15, 2004, subject to certain revisions to clarify the tariff sheets. On January 30, 2004, Eastern Shore submitted the revised tariff sheets.

Eastern Shore, on February 9, 2004, filed with the FERC a Plan and Schedule for Standards of Conduct Compliance as directed by the FERC's Order No. 2004, issued on November 25, 2003. Such Standards of Conduct govern the relationship between transmission providers such as Eastern Shore and their energy affiliates.

Order No. 2004 revises and conforms the current gas and electric standards by broadening the definition of an energy affiliate covered by such standards of conduct and applies them uniformly to natural gas pipeline and electric transmission providers. Further, the standards will assure that transmission providers cannot extend their market power over transmission to other energy markets by giving their energy affiliates undue preferential treatment. The standards also help ensure transmission providers offer service to all customers on a non-discriminatory basis. The deadline for compliance with the Standards of Conduct is September 1, 2004. Numerous requests for clarifications and a rehearing have been submitted to FERC by other parties. At this time, there has been no change in the September 1, 2004 compliance deadline, Eastern Shore continues to monitor this closely and will react appropriately to any future rulings of the FERC.

Eastern Shore is also following the FERC's recent rulemaking pertaining to creditworthiness standards for interstate natural gas pipelines. Eastern Shore will evaluate its current tariff creditworthiness provisions and make any necessary revisions to conform to the FERC's rules relating to such standards.

On May 27, 2004 the FERC accepted Eastern Shore's annual Interruptible Transportation ("IT") Revenue Sharing report. Eastern Shore refunded \$119,595 to its customers in compliance with the IT revenue sharing provision detailed in the Stipulation and Agreement in Docket No. RP02-34-000 currently in effect.

On May 28, 2004 the FERC accepted Eastern Shore's annual GRO filing authorizing a new FRP to be made effective July 1, 2004. The new FRP is based on Eastern Shore's actual GRO quantities attributable to system-wide operations for the twelve-month period ending April 30, 2004 plus the balance of \$548,203 accumulated in its Deferred GRO Account at March 31, 2004.

On June 22, 2004 the FERC accepted Eastern Shore's annual Cash Out filing authorizing a new Cash Out surcharge of \$0.0033 per dekatherm to be made effective July 1, 2004. The new Cash Out surcharge is designed to recover the under-recovered balance of \$59,304 accumulated in its Cash Out account at March 31, 2004.

On November 19, 2001, the Florida division filed a petition with the Florida Public Service Commission ("PSC") for approval of certain transportation cost recovery rates. The Florida PSC approved the rates on January 24, 2002, which provide for the recovery, over a two-year period, of the Florida division's actual and projected non-recurring expenses incurred in the implementation of the transportation provisions of the tariff as approved in a November 2000 rate case. The Florida division filed a petition on February 4, 2004, to dispose of a minor under-recovery of the actual expenses incurred to implement the tariff provisions. The petition was approved by the Florida PSC at its March 23, 2004 agenda conference.

On November 5, 2002, the Florida PSC authorized a pilot program under which the Florida division converted all remaining sales customers to transportation service and exited the gas merchant function. Implementation of Phase One of the Transitional Transportation Service ("TTS") program was completed in November 2002, and the Florida division is now actively providing the administrative services as approved by the Florida PSC, including billing, collection service, payment tracking, non-pay disconnects, various account reports and related administrative activities.

On July 15, 2003, the Florida PSC approved a rate restructuring proposed by the Florida division. The restructuring created three new low volume rate classes, with customer charge levels that ensure that all customers receive benefits from the TTS program.

On January 4, 2004, the Florida PSC authorized the Florida division to refund the remaining balance in its over-recovered purchased gas costs account, totaling \$246,000, as a final step in its exit of the gas merchant function. The refund was completed in March 2004.

On May 3, 2004, the Florida division filed its Conservation Program Cost Recovery True-up for the calendar year 2003 with the Florida PSC. The Florida PSC will audit the program's revenues and expenditures and issue a report on its findings during the third quarter of 2004.

Competition

The Company's natural gas operations compete with other forms of energy including electricity, oil and propane. The principal competitive factors are price, and to a lesser extent, accessibility. The Company's natural gas distribution operations have several large volume industrial customers that have the capacity to use fuel oil as an alternative to natural gas. When oil prices decline, these interruptible customers convert to oil to satisfy their fuel requirements. Lower levels in interruptible sales occur when oil prices are lower relative to the price of natural gas. Oil prices, as well as the prices of electricity and other fuels are subject to fluctuation for a variety of reasons; therefore, future competitive conditions are not predictable. To address this uncertainty, the Company uses flexible pricing arrangements on both the supply and sales sides of its business to maximize sales volumes. As a result of the transmission business' conversion to open access, this business has shifted from providing competitive sales service to providing transportation and contract storage services.

The Company's natural gas distribution operations located in Delaware, Maryland and Florida offer transportation services to certain industrial customers. In 2001, the Florida operation extended transportation service to commercial customers and, in 2002, to residential customers. With transportation service now available on the Company's distribution systems, the Company is competing with third party suppliers to sell gas to industrial customers. As it relates to transportation services, the Company's competitors include the interstate transmission company if the distribution customer is located close enough to the transmission company's pipeline to make a connection economically feasible. *The customers at risk are usually large volume commercial and industrial customers with the financial resources and capability to bypass the distribution operations in this manner.* In certain situations, the distribution operations may adjust services and rates for these customers to retain their business. The Company expects to continue to expand the availability of transportation service to additional classes of distribution customers in the future. The Company established a natural gas sales and supply operation in Florida in 1994 to compete for customers eligible for transportation services.

The Company's propane distribution operations compete with several other propane distributors in their service territories, primarily on the basis of service and price, emphasizing reliability of service and responsiveness. Competition is generally from local outlets of national distribution companies and local businesses, because distributors located in close proximity to customers incur lower costs of providing service. Propane competes primarily with electricity and heating oil as energy sources. Since natural gas has historically been less expensive than propane, propane is generally not distributed in geographic areas serviced by natural gas pipeline or distribution systems.

The propane wholesale marketing operation competes against various marketers, many of which have significantly greater resources and are able to obtain price or volumetric advantages.

The advanced information services business faces significant competition from a number of larger competitors having substantially greater resources available to them than does the Company. In addition, changes in the advanced information services business are occurring rapidly, which could adversely impact the markets for the products and services offered by these businesses. This segment competes on the basis of technological expertise, reputation and price.

Recent Pronouncements

On January 12, 2004, the Financial Accounting Standards Board ("FASB") released FASB Staff Position No. Statement of Financial Accounting Standards ("SFAS") 106-1 "Accounting and Disclosure Requirements Related to the Medicare Prescription Drug, Improvement and Modernization Act of 2003" ("the Act"). On May 19, 2004, the FASB released FASB Staff Position No. SFAS 106-2 which superseded SFAS 106-1. SFAS No. 106-2 provides guidance on the accounting for the effects of the Act and requires certain disclosures regarding the effect of the federal subsidy provided by the Act. It is effective for the first interim or annual period beginning after June 15, 2004. Adoption of SFAS No. 106-2 is not expected to have a material impact on the Company's post-retirement benefit obligation.

The Emerging Issues Task Force ("EITF") of the FASB issued EITF No. 03-6 on February 9, 2004. It requires that earnings used to calculate earnings per share be allocated between common shareholders and other securities holders based on their respective rights to receive dividends. This requirement was effective for the second quarter of 2004. It had no impact on the Company's calculation of earnings per share.

Inflation

Inflation affects the cost of labor, products and services required for operations, maintenance and capital improvements. While the impact of inflation has remained low in recent years, natural gas and propane prices are subject to rapid fluctuations. Fluctuations in natural gas prices are passed on to customers through the gas cost recovery mechanism in the Company's tariffs. To help cope with the effects of inflation on its capital investments and returns, the Company seeks rate relief from regulatory commissions for regulated operations while monitoring the returns of its unregulated business operations. To compensate for fluctuations in propane gas prices, the Company adjusts its propane selling prices to the extent allowed by the market.

Cautionary Statement

Chesapeake has made statements in this report that are considered to be forward-looking statements. These statements are not matters of historical fact. Sometimes they contain words such as “believes,” “expects,” “intends,” “plans,” “will,” or “may,” and other similar words of a predictive nature. These statements relate to matters such as the potential sale of the water businesses, customer growth, changes in revenues or gross margins, capital expenditures, environmental remediation costs, regulatory approvals, market risks associated with the Company’s propane wholesale marketing operation, competition, inflation and other matters. It is important to understand that these forward-looking statements are *not guarantees, but are subject to certain risks and uncertainties* and other important factors that could cause actual results to differ materially from those in the forward-looking statements. *These factors include, among other things:*

- the temperature sensitivity of the natural gas and propane businesses;
- the effect of spot, forward and futures market prices on the Company’s distribution, wholesale marketing and energy trading businesses;
- the effects of competition on the Company’s unregulated and regulated businesses;
- the effect of changes in federal, state or local regulatory and tax requirements, including deregulation;
- the effect of accounting changes;
- the effect of compliance with environmental regulations or the remediation of environmental damage;
- the effects of general economic conditions on the Company and its customers;
- the ability of the Company’s new and planned facilities and acquisitions to generate expected revenues; and
- the Company’s ability to obtain the rate relief and cost recovery requested from utility regulators and the *timing of the requested regulatory actions.*

Item 3. Quantitative and Qualitative Disclosures about Market Risk

Market risk represents the potential loss arising from adverse changes in market rates and prices. Long-term debt is subject to potential losses based on the change in interest rates. The Company’s long-term debt consists primarily of fixed rate senior notes, first mortgage bonds and convertible debentures, none of which was issued for trading purposes. The carrying value of long-term debt at June 30, 2004 was \$71.5 million, with a fair value of \$76.8 million, based mainly on current market prices or discounted cash flows using current rates for similar issues with similar terms and remaining maturities. The Company is exposed to changes in interest rates due to the use of fixed rate long-term debt to finance the business. Management continually monitors fluctuations in interest rates and debt markets to assess the benefits of changing the mix of long and short-term debt or refinancing existing debt.

The Company’s propane distribution business is exposed to market risk as a result of propane storage activities and entering into fixed price contracts for supply. The Company can store up to approximately 4 million gallons (including leased storage) of propane during the winter season to meet its customers’ peak requirements and to serve metered customers. Decreases in the wholesale price of propane will cause the value of stored propane to decline. To mitigate the impact of price fluctuations, the Company has adopted a risk management policy that allows the propane distribution operation to enter into fair value hedges of its inventory. However, at June 30, 2004 the Company did not have any hedging contracts outstanding.

The Company’s propane wholesale marketing operation is a party to natural gas liquids (“NGL”) forward contracts, primarily propane contracts, with various third parties. These contracts require that the propane wholesale marketing operation purchase or sell NGL at a fixed price at fixed future dates. At expiration, the contracts are settled by the delivery of NGL to the Company or the counter party or booking out the transaction. (Booking out is a procedure for financially settling a contract in lieu of the physical delivery of energy.) The propane wholesale marketing operation also enters into futures contracts that are traded on the New York Mercantile Exchange. In certain cases, the futures contracts are settled by the payment or receipt of

a net amount equal to the difference between the current market price of the futures contract and the original contract price; however, they may also be settled for physical receipt or delivery of propane.

The forward and futures contracts are entered into for trading and wholesale marketing purposes. The propane wholesale marketing business is subject to commodity price risk on its open positions to the extent that market prices for NGL deviate from fixed contract settlement prices. Market risk associated with the trading of futures and forward contracts are monitored daily for compliance with the Company's Risk Management Policy, which includes volumetric limits for open positions. To manage exposures to changing market prices, open positions are marked up or down to market prices and reviewed by oversight officials on a daily basis. Additionally, the Risk Management Committee reviews periodic reports on market and the credit risk of counter-parties, approves any exceptions to the Risk Management Policy (within limits established by the Board of Directors) and authorizes the use of any new types of contracts. Quantitative information on forward and futures contracts at June 30, 2004 is presented in the following table. All of the contracts mature within twelve months.

At June 30, 2004	Quantity in gallons	Estimated Market Prices	Weighted Average Contract Prices
Forward Contracts			
Sale	11,592,000	\$0.6750 — \$0.6925	\$0.6592
Purchase	7,938,000	\$0.6750 — \$0.6925	\$0.6757
Futures Contracts			
Sale	588,000	\$0.6750 — \$0.6925	\$0.6798

Estimated market prices and weighted average contract prices are in dollars per gallon.

Item 4. Controls and Procedures

Evaluation of Disclosure Controls and Procedures

The Chief Executive Officer and Chief Financial Officer of the Company, with the participation of other Company officials, have evaluated the Company's "disclosure controls and procedures" (as such term is defined under Rule 13a-15(e) and 15d-15(e) promulgated under the Securities Exchange Act of 1934, as amended) as of June 30, 2004. Based upon their evaluation, the Chief Executive Officer and Chief Financial Officer concluded that the Company's disclosure controls and procedures are effective.

Changes in Internal Control Over Financial Reporting

During the quarter ended June 30, 2004, there was no change in the Company's internal control over financial reporting that has materially affected, or is reasonably likely to materially affect, the Company's internal control over financial reporting.

PART II — OTHER INFORMATION

Item 1. Legal Proceedings

The Company is involved in certain legal actions and claims arising in the normal course of business. The Company is also involved in certain legal and administrative proceedings before various government agencies concerning rates. In the opinion of management, the ultimate disposition of these proceedings and claims will not have a material effect on the consolidated financial position, results of operations or cash flows of the Company.

Item 2. Changes in Securities, Use of Proceeds and Issuer Purchases of Equity Securities

The table below sets forth information with respect to shares of common stock repurchased by the Company during the three months ended June 30, 2004.

Period	Total Number of Shares Purchased	Average Price Paid per Share	Total Number of Shares Purchased as Part of Publicly Announced Plans or Programs ⁽²⁾	Maximum Number of Shares That May Yet Be Purchased Under the Plans or Programs ⁽²⁾
April 1, 2004 through April 30, 2004 ⁽¹⁾	5,882	\$25.4861	0	0
May 1, 2004 through May 31, 2004 ⁽³⁾	0	\$0.0000	0	0
June 1, 2004 through June 30, 2004	0	\$0.0000	0	0
Total	5,882	\$25.4861	0	0

⁽¹⁾ Chesapeake purchased 5,850 shares of stock on the open market to use for the Board of Directors' Stock Compensation Plan. The stock was distributed in May, 2004. Additionally, 32 shares were purchased on the open market and were added to shares held in a Rabbi Trust to adjust the balance to the contractual value.

⁽²⁾ Chesapeake has no publicly announced plans or programs to repurchase its shares

⁽³⁾ The Company maintains a Rabbi Trust ("the Trust") that holds Chesapeake Utilities Corporation common stock, pursuant to a deferred compensation plan. The stock in the Trust is recorded as treasury stock. There is an offsetting liability that is also recorded in the equity section of the balance sheet. In prior periods, these accounts netted to a zero balance. In May 2004, there was a distribution of shares from the Trust. As allowed by the deferred compensation plan, the recipient elected to have the Company withhold shares in an amount equivalent to the participant's share of payroll taxes. The Company remitted cash in payment of the participant's payroll taxes and continues to hold 9,353 shares in the Rabbi Trust, that are not currently offset by a deferred compensation liability. The Company has the option of canceling these shares or using them to satisfy future deferred compensation commitments.

Item 3. Defaults upon Senior Securities

None

Item 4. Submission of Matters to a Vote of Security Holders

- (a) The matters described in Item 4(c) below were submitted to a vote of stockholders at the Annual Meeting of Stockholders on May 6, 2004 in connection with which, proxies were solicited in accordance with Regulation 14A under the Securities Exchange Act of 1934, as amended.
- (b) Not applicable.
- (c) Proposals as submitted in the proxy statement were voted on as follows:
- i. The election of Class II Directors for three-year terms ending in 2007, and until their successors are elected and qualified.

<u>Name</u>	<u>Votes For</u>	<u>Votes Withheld</u>	<u>Shares not Voted</u>
Ralph J. Adkins	5,098,137	101,222	508,733
Richard Bernstein	5,108,720	90,639	508,733

Item 5. Other Information

None

Item 6. Exhibits and Reports on Form 8-K

- (a) Exhibits:
- Exhibit 31.1 — Certificate of Chief Executive Officer of Chesapeake Utilities Corporation pursuant to Rule 13a-14(a) under the Securities Exchange Act of 1934, dated August 9, 2004
 - Exhibit 31.2 — Certificate of Chief Financial Officer of Chesapeake Utilities Corporation pursuant to Rule 13a-14(a) under the Securities Exchange Act of 1934, dated August 9, 2004
 - Exhibit 32.1 — Certificate of Chief Executive Officer of Chesapeake Utilities Corporation pursuant to 18 U.S.C. Section 1350, dated August 9, 2004
 - Exhibit 32.2 — Certificate of Chief Financial Officer of Chesapeake Utilities Corporation pursuant to 18 U.S.C. Section 1350, dated August 9, 2004
- (b) Reports on Form 8-K:
May 4, 2004 furnishing the Company's earnings press release for the quarter ended March 31, 2004 (Items 7 and 12).

SIGNATURES

Pursuant to the requirements of the Securities Exchange Act of 1934, the registrant has duly caused this report to be signed on its behalf by the undersigned, thereunto duly authorized.

CHESAPEAKE UTILITIES CORPORATION

/s/ MICHAEL P. MCMASTERS

Michael P. McMasters
Vice President and Chief Financial Officer

Date: August 9, 2004

**CERTIFICATE PURSUANT TO RULE 13A-14(A)
UNDER THE SECURITIES EXCHANGE ACT OF 1934**

I, John R. Schimkaitis, certify that:

1. I have reviewed this quarterly report on Form 10-Q for the quarter ended June 30, 2004 of Chesapeake Utilities Corporation;
2. Based on my knowledge, this report does not contain any untrue statement of a material fact or omit to state a material fact necessary to make the statements made, in light of the circumstances under which such statements were made, not misleading with respect to the period covered by this report;
3. Based on my knowledge, the financial statements, and other financial information included in this report, fairly present in all material respects the financial condition, results of operations and cash flows of the registrant as of, and for, the periods presented in this report;
4. The registrant's other certifying officers and I are responsible for establishing and maintaining disclosure controls and procedures (as defined in Exchange Act Rules 13a-15(e) and 15d-15(e)) for the registrant and we have:
 - a) designed such disclosure controls and procedures, or caused such disclosure controls and procedures to be designed under our supervision, to ensure that material information relating to the registrant, including its consolidated subsidiaries, is made known to us by others within those entities, particularly during the period in which this report is being prepared;
 - b) evaluated the effectiveness of the registrant's disclosure controls and procedures and presented in this report our conclusions about the effectiveness of the disclosure controls and procedures, as of the end of the period covered by this report based on such evaluation;
 - c) disclosed in this report any change in the registrant's internal control over financial reporting that occurred during the registrant's most recent fiscal quarter that has materially affected, or is reasonably likely to materially affect, the registrant's internal control over financial reporting;
5. The registrant's other certifying officer and I have disclosed, based on our most recent evaluation of internal control over financial reporting, to the registrant's auditors and the audit committee of the registrant's board of directors (or persons performing the equivalent function):
 - a) all significant deficiencies and material weakness in the design or operation of internal control over financial reporting which are reasonably likely to adversely affect the registrant's ability to record, process, summarize and report financial information; and
 - b) any fraud, whether or not material, that involves management or other employees who have a significant role in the registrant's internal control over financial reporting.

Date: August 9, 2004

/s/ JOHN R. SCHIMKAITIS

John R. Schimkaitis

President and Chief Executive Officer

**CERTIFICATE PURSUANT TO RULE 13A-14(A)
UNDER THE SECURITIES EXCHANGE ACT OF 1934**

I, Michael P. McMasters, certify that:

1. I have reviewed this quarterly report on Form 10-Q for the quarter ended June 30, 2004 of Chesapeake Utilities Corporation;
2. Based on my knowledge, this report does not contain any untrue statement of a material fact or omit to state a material fact necessary to make the statements made, in light of the circumstances under which such statements were made, not misleading with respect to the period covered by this report;
3. Based on my knowledge, the financial statements, and other financial information included in this report, fairly present in all material respects the financial condition, results of operations and cash flows of the registrant as of, and for, the periods presented in this report;
4. The registrant's other certifying officers and I are responsible for establishing and maintaining disclosure controls and procedures (as defined in Exchange Act Rules 13a-15(e) and 15d-15(e)) for the registrant and we have:
 - a) designed such disclosure controls and procedures, or caused such disclosure controls and procedures to be designed under our supervision, to ensure that material information relating to the registrant, including its consolidated subsidiaries, is made known to us by others within those entities, particularly during the period in which this report is being prepared;
 - b) evaluated the effectiveness of the registrant's disclosure controls and procedures and presented in this report our conclusions about the effectiveness of the disclosure controls and procedures, as of the end of the period covered by this report based on such evaluation;
 - c) disclosed in this report any change in the registrant's internal control over financial reporting that occurred during the registrant's most recent fiscal quarter that has materially affected, or is reasonably likely to materially affect, the registrant's internal control over financial reporting;
5. The registrant's other certifying officer and I have disclosed, based on our most recent evaluation of internal control over financial reporting, to the registrant's auditors and the audit committee of the registrant's board of directors (or persons performing the equivalent function):
 - a) all significant deficiencies and material weakness in the design or operation of internal control over financial reporting which are reasonably likely to adversely affect the registrant's ability to record, process, summarize and report financial information; and
 - b) any fraud, whether or not material, that involves management or other employees who have a significant role in the registrant's internal control over financial reporting.

Date: August 9, 2004

/s/ MICHAEL P. MCMASTERS

Michael P. McMasters

Vice President and Chief Financial Officer

Certificate of Chief Executive Officer

of

Chesapeake Utilities Corporation

(pursuant to 18 U.S.C. Section 1350)

I, John R. Schimkaitis, President and Chief Executive Officer of Chesapeake Utilities Corporation, certify that, to the best of my knowledge, the Quarterly Report on Form 10-Q of Chesapeake Utilities Corporation ("Chesapeake") for the period ended June 30, 2004, filed with the Securities and Exchange Commission on the date hereof (i) fully complies with the requirements of section 13(a) or 15(d) of the Securities Exchange Act of 1934, as amended, and (ii) the information contained therein fairly presents, in all material respects, the financial condition and results of operations of Chesapeake.

/s/ JOHN R. SCHIMKAITIS

John R. Schimkaitis

August 9, 2004

A signed original of this written statement required by Section 906 of the Sarbanes-Oxley Act of 2002, or other document authenticating, acknowledging, or otherwise adopting the signature that appears in typed form within the electronic version of this written statement required by Section 906, has been provided to Chesapeake Utilities Corporation and will be retained by Chesapeake Utilities Corporation and furnished to the Securities and Exchange Commission or its staff upon request.

Certificate of Chief Financial Officer

of

Chesapeake Utilities Corporation

(pursuant to 18 U.S.C. Section 1350)

I, Michael P. McMasters, Vice President and Chief Financial Officer of Chesapeake Utilities Corporation, certify that, to the best of my knowledge, the Quarterly Report on Form 10-Q of Chesapeake Utilities Corporation ("Chesapeake") for the period ended June 30, 2004, filed with the Securities and Exchange Commission on the date hereof (i) fully complies with the requirements of section 13(a) or 15(d) of the Securities Exchange Act of 1934, as amended, and (ii) the information contained therein fairly presents, in all material respects, the financial condition and results of operations of Chesapeake.

/s/ MICHAEL P. MCMASTERS
Michael P. McMasters
August 9, 2004

A signed original of this written statement required by Section 906 of the Sarbanes-Oxley Act of 2002, or other document authenticating, acknowledging, or otherwise adopting the signature that appears in typed form within the electronic version of this written statement required by Section 906, has been provided to Chesapeake Utilities Corporation and will be retained by Chesapeake Utilities Corporation and furnished to the Securities and Exchange Commission or its staff upon request.

CHESAPEAKE UTILITIES CORPORATION
 2005 SUMMARY OF ESTIMATED CAPITAL EXPENDITURES
 DISTRIBUTION UTILITY PLANT
 UNAUDITED

EXHIBIT B

<u>PLANT ACCOUNT NUMBER</u>	<u>DESCRIPTION</u>	<u>TOTAL 2005 CAPITAL ESTIMATED</u>
301	ORGANIZATION	\$0
302	FRANCHISE AND CONSENTS	\$0
303	INTANGIBLE PLANT	\$0
304	LAND AND LAND RIGHTS	\$0
305	STRUCTURES AND IMPROVEMENTS	\$0
311	PROPANE PLANT	\$0
374	LAND AND LAND RIGHTS	\$0
375	STRUCTURES AND IMPROVEMENTS	\$125,000
376	MAINS	\$1,900,000
378	M & R EQUIPMENT - GENERAL	\$95,000
379	M & R EQUIPMENT - CITY GATE	\$50,000
380	SERVICES	\$609,116
381	METERS	\$227,476
382	METER INSTALLATIONS	\$117,343
383	HOUSE REGULATORS	\$108,408
384	REGULATOR INSTALLATIONS	\$0
385	INDUSTRIAL M & R STATION	\$128,750
387	OTHER EQUIPMENT	\$24,496
389	LAND AND LAND RIGHTS	\$0
390	STRUCTURES AND IMPROVEMENTS	\$25,000
391	OFFICE FURNITURE AND EQUIPMENT	\$17,742
392	TRANSPORTATION	\$169,715
393	STORES EQUIPMENT	\$0
394	TOOLS, SHOP, AND GARAGE EQUIP	\$8,210
395	LABORATORY EQUIPMENT	\$0
396	POWER OPERATED EQUIPMENT	\$0
397	COMMUNICATIONS EQUIPMENT	\$151,101
398	MISCELLANEOUS EQUIPMENT	\$5,150
399	OTHER TANGIBLE PROPERTY	\$0
	TOTAL CAPITAL EXPENDITURES	\$3,762,507

SOURCES AND USES OF FUNDS

The proceeds from stock and debt issuances will be used to administer the Company's Retirement Savings Plan, Performance Incentive Plan, Automatic Dividend Reinvestment and Stock Purchase Plan, Convertible Debentures, and Stock Warrant Plan, as well as for other corporate purposes including, but not limited to, working capital, retirement of short-term debt, retirement of long-term debt, capital improvements and/or acquisitions.