

ORIGINAL



R. Wade Litchfield
Senior Attorney
Florida Authorized House Counsel
Florida Power & Light Company
700 Universe Boulevard
Juno Beach, FL 33408-0420
(561) 691-7135 (Facsimile)

RECEIVED-FPSC

04 OCT 29 PM 4:25

COMMISSION
CLERK

October 29, 2004

Writer's Direct Dial:
(561) 691-7101

VIA HAND DELIVERY

Ms. Blanca S. Bayó, Director
Division of the Commission Clerk and
Administrative Services
Florida Public Service Commission
Betty Easley Conference Center, Room 110
2540 Shumard Oak Boulevard
Tallahassee, Florida 32399-0850

Re: **Docket No. 040001-EI – Monthly Fuel Filings**

Dear Ms. Bayó:

Enclosed herewith for filing are the original and five (5) copies of the following monthly fuel reports for FPL:

- (a) FPSC Forms 423-1, 423-1(a), and 423-1(b) for Florida Power & Light Company for the month of July 2004;
- (b) FPSC Forms 423-2, 423-2(a), and 423-2(b) for St. Johns River Power Park (SJRPP) for the month of July 2004; and
- (c) FPSC Forms 423-2, 423-2(a), and 423-2(b) for Plant Scherer for the month of June 2004.

FPL's Request for Confidential Classification of the information removed from FPL FPSC Form 423 1(a) and SJRPP FPSC Forms 423-2, 423-2(a), and 423-2(b) is being filed under separate cover. Should you have any questions regarding this filing, please contact me at (561) 691-7101.

CMP _____
 COM 5
 CTR _____
 ECR _____
 GCL _____
 OPC _____
 MMS _____
 RCA _____
 SCR _____
 SEC 1
 OTH _____

Thank you for your attention to this matter, I remain,

RECEIVED & FILED

Oh
FPSC-BUREAU OF RECORDS

Sincerely,

R. Wade Litchfield
R. Wade Litchfield

RWL/ec
Enclosures
cc: Service List

Doc/423 Fuel Filing/July 2004

DOCUMENT NUMBER-DATE


11718 OCT 29 04

FPSC-COMMISSION CLERK

MONTHLY REPORT OF COST AND QUALITY OF FUEL OIL FOR ELECTRIC PLANTS
ORIGIN, VOLUME, DELIVERED PRICE AND AS RECEIVED QUANTITY

FPSC FORM NO. 423-1

1. REPORTING MONTH: JUL YEAR: 2004
2. REPORTING COMPANY: FLORIDA POWER & LIGHT COMPANY

3. NAME, TITLE ,TELEPHONE NUMBER OF CONTACT PERSON CONCERNING DATA
SUBMITTED ON THIS FORM: KORY DUBIN, REGULATORY AFFAIRS, (305) 552-4910.
4. SIGNATURE OF OFFICIAL SUBMITTING REPORT: 
5. DATE COMPLETED: 10/05/2004

DOCUMENT NUMBER - DATE

11718 OCT 29 05

FPSC-COMMISSION CLERK

LINE NO	PLANT	SUPPLIER	SHIPPING POINT	PURCHASE TYPE	DELIVERY LOCATION	DELIVERY DATE	TYPE OIL	SULFUR (%)	BTU CONTENT (BTU / GAL)	VOLUME (BBLs)	PRICE (\$/BBL)
1	MARTIN	CONOCO	MARRERO	MTC	PALM BEACH	07/21/2004	F06	0.91	153714	145421	30.2180
2	MARTIN	CONOCO	ST. ROSE	MTC	PALM BEACH	07/31/2004	F06	0.98	153238	147778	30.2180
3	CAPE CANAVERAL	FAMM	BORCO, BAHAMAS	MTC	PORT CANAVERAL	07/11/2004	F06	1.00	151190	190970	30.4880
4	CAPE CANAVERAL	FAMM	BAHAMAS	MTC	PORT CANAVERAL	07/21/2004	F06	1.00	150952	82189	28.9450
5	CAPE CANAVERAL	FAMM	BAHAMAS	MTC	PORT CANAVERAL	07/30/2004	F06	0.98	151119	169796	29.3880
6	MANATEE	FAMM	BORCO, BAHAMAS	MTC	PORT MANATEE	07/15/2004	F06	1.00	151000	169690	29.2410
7	TURKEY POINT	FAMM	BORCO, BAHAMAS	MTC	FISHER ISLAND	07/02/2004	F06	1.00	151333	154572	30.5280
8	TURKEY POINT	FAMM	BAHAMAS	MTC	FISHER ISLAND	07/20/2004	F06	1.00	151262	72972	28.9500
9	SANFORD	GLENCORE	RIVER	MTC	JACKSONVILLE	07/14/2004	F06	1.00	153405	64267	28.7520
10	TURKEY POINT	GLENCORE	RIVER	MTC	FISHER ISLAND	07/16/2004	F06	0.98	152905	82658	28.7520
11	MANATEE	PETROBRAS	BORCO, BAHAMAS	MTC	PORT MANATEE	07/01/2004	F06	0.87	151405	329804	30.3710
12	PT. EVERGLADES	PETROBRAS	BORCO, BAHAMAS	MTC	PORT EVERGLADES	07/27/2004	F06	0.98	152262	266269	28.7000
13	MANATEE	SEMPRA	BAHAMAS	MTC	PORT MANATEE	07/30/2004	F06	0.98	151762	308851	28.5170
14	RIVIERA	SEMPRA	RIVER	MTC	RIVIERA	07/04/2004	F06	0.98	153262	147506	31.3190
15	RIVIERA	SEMPRA	ST. ROSE	MTC	RIVIERA	07/15/2004	F06	0.97	153571	146095	29.7880
16	TURKEY POINT	SEMPRA	RIVER	MTC	FISHER ISLAND	07/26/2004	F06	0.97	152786	148493	29.8400
17	MARTIN	SHELL	RIVER	MTC	PALM BEACH	07/03/2004	F06	0.96	151667	109768	29.4790
18	MARTIN	SHELL	GRETNA	MTC	PALM BEACH	07/09/2004	F06	1.00	150976	110486	29.4790
19	MARTIN	SHELL	NEW ORLEANS	MTC	PALM BEACH	07/24/2004	F06	0.96	152357	110452	29.4790
20	RIVIERA	SHELL	BAHAMAS	MTC	RIVIERA	07/27/2004	F06	1.00	151571	99616	29.4800
21	MARTIN	CONOCO	NEW YORK	S	PALM BEACH	07/11/2004	F06	0.58	151619	147360	32.7500
22	PT. EVERGLADES	FAMM	GREAT BRITAIN / UN	S	PORT EVERGLADES	07/02/2004	F06	0.98	151905	295839	30.8430
23	RIVIERA	GLENCORE	RIVER	S	RIVIERA	07/02/2004	F06	0.98	153119	144990	32.1440
24	RIVIERA	GLENCORE	RIVER	S	RIVIERA	07/29/2004	F06	0.99	152714	89864	30.8400
25	TURKEY POINT	GLENCORE	RIVER	S	FISHER ISLAND	07/30/2004	F06	0.99	153167	57864	30.6400
26	MARTIN	SHELL	ST. ROSE	S	PALM BEACH	07/16/2004	F06	0.67	151738	109983	32.1500
27	PT. EVERGLADES	SHELL	NORWAY	S	PORT EVERGLADES	07/07/2004	F06	0.92	150762	327694	28.7410

MONTHLY REPORT OF COST AND QUALITY OF FUEL OIL FOR ELECTRIC PLANTS
ORIGIN, VOLUME, DELIVERED PRICE AND AS RECEIVED QUANTITY

FPSC FORM NO. 423-1

1. REPORTING MONTH: JUL YEAR: 2004

2. REPORTING COMPANY: FLORIDA POWER & LIGHT COMPANY

3. NAME, TITLE, TELEPHONE NUMBER OF CONTACT PERSON CONCERNING DATA
SUBMITTED ON THIS FORM: KORY DUBIN, REGULATORY AFFAIRS, (305) 552-4910.4. SIGNATURE OF OFFICIAL SUBMITTING REPORT: 

5. DATE COMPLETED: 10/05/2004

LINE NO	PLANT	SUPPLIER	SHIPPING POINT	PURCHASE TYPE	DELIVERY LOCATION	DELIVERY DATE	TYPE OIL	SULFUR (%)	BTU CONTENT (BTU / GAL)	VOLUME (BBLs)	PRICE (\$/BBL)
28	MANATEE	TRAFIGURA	BAHAMAS	S	PORT MANATEE	07/13/2004	F06	0.87	150524	317879	28.4130
29	PT. EVERGLADES	WPI	BORCO, BAHAMAS	S	PORT EVERGLADES	07/21/2004	F06	0.92	152405	264109	28.7020
30	MARTIN	PORT	NA-TRUCK DELIVERY			07/07/2004	F03	N/A	N/A	1429	55.1100
31	MARTIN	PORT	NA-TRUCK DELIVERY			07/21/2004	F03	N/A	N/A	9497	51.4022
32	MARTIN	PORT	NA-TRUCK DELIVERY			07/23/2004	F03	N/A	N/A	11647	51.4619
33	MARTIN	PORT	NA-TRUCK DELIVERY			07/12/2004	F03	N/A	N/A	703	51.4500
34	FT. MYERS	ROYAL	NA-TRUCK DELIVERY			07/28/2004	F03	N/A	N/A	24408	48.1203
35	PT. EVERGLADES	AMERIGAS	NA-TRUCK DELIVERY	STC		07/01/2004	PRO	N/A	N/A	6	53.1300
36	PT. EVERGLADES	AMERIGAS	NA-TRUCK DELIVERY	STC		07/15/2004	PRO	N/A	N/A	11	54.3500
37	PT. EVERGLADES	AMERIGAS	NA-TRUCK DELIVERY	STC		07/30/2004	PRO	N/A	N/A	8	54.3500
38	TURKEY POINT	AMERIGAS	NA-TRUCK DELIVERY	STC		07/16/2004	PRO	N/A	N/A	6	54.3500
39	RIVIERA	FERRELL	NA-TRUCK DELIVERY	STC		07/02/2004	PRO	N/A	N/A	3	50.8300
40	RIVIERA	FERRELL	NA-TRUCK DELIVERY	STC		07/06/2004	PRO	N/A	N/A	5	51.2500
41	RIVIERA	FERRELL	NA-TRUCK DELIVERY	STC		07/09/2004	PRO	N/A	N/A	4	52.1400
42	RIVIERA	FERRELL	NA-TRUCK DELIVERY	STC		07/12/2004	PRO	N/A	N/A	5	52.2200
43	RIVIERA	FERRELL	NA-TRUCK DELIVERY	STC		07/16/2004	PRO	N/A	N/A	4	52.0400
44	RIVIERA	FERRELL	NA-TRUCK DELIVERY	STC		07/19/2004	PRO	N/A	N/A	4	52.4600
45	RIVIERA	FERRELL	NA-TRUCK DELIVERY	STC		07/22/2004	PRO	N/A	N/A	2	52.5700
46	RIVIERA	FERRELL	NA-TRUCK DELIVERY	STC		07/26/2004	PRO	N/A	N/A	4	52.9600
47	RIVIERA	FERRELL	NA-TRUCK DELIVERY	STC		07/29/2004	PRO	N/A	N/A	4	53.9700
48	MARTIN	INDIANTOWN	NA-TRUCK DELIVERY	STC		07/26/2004	PRO	N/A	N/A	10	44.1000
49	CAPE CANAVERAL	SUBURBAN	NA-TRUCK DELIVERY	STC		07/16/2004	PRO	N/A	N/A	7	50.7100
50	MANATEE	SUBURBAN	NA-TRUCK DELIVERY	STC		07/16/2004	PRO	N/A	N/A	18	51.3900
51	SANFORD	SUBURBAN	NA-TRUCK DELIVERY	STC		07/07/2004	PRO	N/A	N/A	4	49.0100

MONTHLY REPORT OF COST AND QUALITY OF FUEL OIL FOR ELECTRIC PLANTS
 DETAIL OF INVOICE AND TRANSPORTATION CHARGES

FPSC FORM NO. 423-1 (a)

1. REPORTING MONTH: JUL YEAR: 2004

2. REPORTING COMPANY: FLORIDA POWER LIGHT COMPANY

3. NAME, TITLE TELEPHONE NUMBER OF CONTACT PERSON CONCERNING DATA
 SUBMITTED ON THIS FORM: KORY DUBIN, REGULATORY AFFAIRS, (305) 552-4910.4. SIGNATURE OF OFFICIAL SUBMITTING REPORT: 

5. DATE COMPLETED: 10/05/2004

EDITED COPY

(A)	(B)	(C)	(D)	(E)	(F)	(G)	(H)	(I)	(J)	(K)	(L)	(M)	(N)	(O)	(P)	(Q)	(R)
LINE NO.	PLANT	SUPPLIER	DELIVERY LOCATION	DELIVERY DATE	TYPE OIL	VOLUME (BBL)	INVOICE PRICE (\$/BBL)	INVOICE AMOUNT (\$)	DISCOUNT	NET AMOUNT (\$)	NET PRICE (\$/BBL)	QUALITY ADJUST. (\$/BBL)	EFFECTIVE PUR PRICE (\$/BBL)	TRANSP TO TERM (\$/BBL)	ADDITIONAL TRANS CHGS (\$/BBL)	OTHER CHGS (\$/BBL)	DELIVERED PRICE (\$/BBL)
1	PMR	CONOCO	PALM BEACH	07/21/2004	F06	145421								0.0000			30.6559
2	PMR	CONOCO	PALM BEACH	07/31/2004	F06	147778								0.0000			30.6559
3	PCC	FAMM	PORT CANAVERAL	07/11/2004	F06	190970								0.0000			31.0445
4	PCC	FAMM	PORT CANAVERAL	07/21/2004	F06	82189								0.0000			29.5015
5	PCC	FAMM	PORT CANAVERAL	07/30/2004	F06	169796								0.0000			29.9445
6	PMT	FAMM	PORT MANATEE	07/15/2004	F06	169690								0.0000			29.4767
7	PTF	FAMM	FISHER ISLAND	07/02/2004	F06	154572								0.0000			31.3109
8	PTF	FAMM	FISHER ISLAND	07/20/2004	F06	72972								0.0000			29.7329
9	PSN	GLENCORE	JACKSONVILLE	07/14/2004	F06	64267								0.0000			30.0191
10	PTF	GLENCORE	FISHER ISLAND	07/16/2004	F06	82658								0.0000			29.5349
11	PMT	PETROBRAS	PORT MANATEE	07/01/2004	F06	329804								0.0000			30.6067
12	PPE	PETROBRAS	PORT EVERGLADES	07/27/2004	F06	266269								0.0000			28.9442
13	PMT	SEMPRA	PORT MANATEE	07/30/2004	F06	308851								0.0000			28.7527
14	PRV	SEMPRA	RIVIERA	07/04/2004	F06	147506								0.0000			31.5110
15	PRV	SEMPRA	RIVIERA	07/15/2004	F06	146095								0.0000			29.9800
16	PTF	SEMPRA	FISHER ISLAND	07/26/2004	F06	148493								0.0000			30.6229
17	PMR	SHELL	PALM BEACH	07/03/2004	F06	109768								0.0000			29.9169
18	PMR	SHELL	PALM BEACH	07/09/2004	F06	110486								0.0000			29.9169
19	PMR	SHELL	PALM BEACH	07/24/2004	F06	110452								0.0000			29.9169
20	PRV	SHELL	RIVIERA	07/27/2004	F06	99616								0.0000			29.6720
21	PMR	CONOCO	PALM BEACH	07/11/2004	F06	147360								0.0000			33.1879
22	PPE	FAMM	PORT EVERGLADES	07/02/2004	F06	295839								0.0000			31.0872
23	PRV	GLENCORE	RIVIERA	07/02/2004	F06	144990								0.0000			32.3360
24	PRV	GLENCORE	RIVIERA	07/29/2004	F06	89864								0.0000			31.0320
25	PTF	GLENCORE	FISHER ISLAND	07/30/2004	F06	57864								0.0000			31.4229
26	PMR	SHELL	PALM BEACH	07/16/2004	F06	109983								0.0000			32.5879

MONTHLY REPORT OF COST AND QUALITY OF FUEL OIL FOR ELECTRIC PLANTS

DETAIL OF INVOICE AND TRANSPORTATION CHARGES

FPSC FORM NO. 423-1 (a)

3. NAME, TITLE, TELEPHONE NUMBER OF CONTACT PERSON CONCERNING DATA
 SUBMITTED ON THIS FORM: KORY DUBIN, REGULATORY AFFAIRS, (305) 552-4910.

1. REPORTING MONTH: JUL YEAR: 2004

4. SIGNATURE OF OFFICIAL SUBMITTING REPORT: 

2. REPORTING COMPANY: FLORIDA POWER LIGHT COMPANY

5. DATE COMPLETED: 10/05/2004

EDITED COPY

(A) LINE NO.	(B) PLANT	(C) SUPPLIER	(D) DELIVERY LOCATION	(E) DELIVERY DATE	(F) TYPE OIL	(G) VOLUME (BBLs)	(H) INVOICE PRICE (\$/BBL)	(I) INVOICE AMOUNT (\$)	(J) DISCOUNT	(K) NET AMOUNT (\$)	(L) NET PRICE (\$/BBL)	(M) QUALITY ADJUST. (\$/BBL)	(N) EFFECTIVE PUR PRICE (\$/BBL)	(O) TRANSP TO TERM (\$/BBL)	(P) ADDITIONAL TRANS CHGS (\$/BBL)	(Q) OTHER CHGS (\$/BBL)	(R) DELIVERED PRICE (\$/BBL)
27	PPE	SHELL	PORT EVERGLADES	07/07/2004	F06	327694								0.0000			28.9852
28	PMT	TRAFIGURA	PORT MANATEE	07/13/2004	F06	317879								0.0000			28.6487
29	PPE	WPI	PORT EVERGLADES	07/21/2004	F06	264109								0.0000			28.9462
30	PMR	PORT		07/07/2004	F03	1429								0.0000			55.1100
31	PMR	PORT		07/21/2004	F03	9497								0.0000			51.4022
32	PMR	PORT		07/23/2004	F03	11647								0.0000			51.4619
33	PMR	PORT		07/12/2004	F03	703								0.0000			51.4500
34	PFM	ROYAL		07/28/2004	F03	24408								0.0000			48.1203
35	PPE	AMERIGAS		07/01/2004	PRO	6	53.1300	319	0	319	53.1300	0.0000	53.1300	0.0000	0.0000	0.0000	53.1300
36	PPE	AMERIGAS		07/15/2004	PRO	11	54.3500	598	0	598	54.3500	0.0000	54.3500	0.0000	0.0000	0.0000	54.3500
37	PPE	AMERIGAS		07/30/2004	PRO	8	54.3500	435	0	435	54.3500	0.0000	54.3500	0.0000	0.0000	0.0000	54.3500
38	PTF	AMERIGAS		07/16/2004	PRO	6	54.3500	326	0	326	54.3500	0.0000	54.3500	0.0000	0.0000	0.0000	54.3500
39	PRV	FERRELL		07/02/2004	PRO	3	50.8300	152	0	152	50.8300	0.0000	50.8300	0.0000	0.0000	0.0000	50.8300
40	PRV	FERRELL		07/06/2004	PRO	5	51.2500	256	0	256	51.2500	0.0000	51.2500	0.0000	0.0000	0.0000	51.2500
41	PRV	FERRELL		07/09/2004	PRO	4	52.1400	209	0	209	52.1400	0.0000	52.1400	0.0000	0.0000	0.0000	52.1400
42	PRV	FERRELL		07/12/2004	PRO	5	52.2200	261	0	261	52.2200	0.0000	52.2200	0.0000	0.0000	0.0000	52.2200
43	PRV	FERRELL		07/16/2004	PRO	4	52.0400	208	0	208	52.0400	0.0000	52.0400	0.0000	0.0000	0.0000	52.0400
44	PRV	FERRELL		07/19/2004	PRO	4	52.4600	210	0	210	52.4600	0.0000	52.4600	0.0000	0.0000	0.0000	52.4600
45	PRV	FERRELL		07/22/2004	PRO	2	52.5700	105	0	105	52.5700	0.0000	52.5700	0.0000	0.0000	0.0000	52.5700
46	PRV	FERRELL		07/26/2004	PRO	4	52.9600	212	0	212	52.9600	0.0000	52.9600	0.0000	0.0000	0.0000	52.9600
47	PRV	FERRELL		07/29/2004	PRO	4	53.9700	216	0	216	53.9700	0.0000	53.9700	0.0000	0.0000	0.0000	53.9700
48	PMR	INDIANTOWN		07/26/2004	PRO	10	44.1000	441	0	441	44.1000	0.0000	44.1000	0.0000	0.0000	0.0000	44.1000
49	PCC	SUBURBAN		07/16/2004	PRO	7	50.7100	355	0	355	50.7100	0.0000	50.7100	0.0000	0.0000	0.0000	50.7100
50	PMT	SUBURBAN		07/16/2004	PRO	18	51.3900	925	0	925	51.3900	0.0000	51.3900	0.0000	0.0000	0.0000	51.3900
51	PSN	SUBURBAN		07/07/2004	PRO	4	49.0100	196	0	196	49.0100	0.0000	49.0100	0.0000	0.0000	0.0000	49.0100

FPSC FORM NO. 423-1(b)

MONTHLY REPORT OF COST AND QUALITY OF FUEL OIL FOR ELECTRIC PLANTS
 REPORT OF ADJUSTMENTS TO PREVIOUS OIL DELIVERIES

1. REPORTING MONTH: JULY YEAR: 2004

3. NAME, TITLE, & TELEPHONE NUMBER OF CONTACT PERSON CONCERNING DATA
 SUBMITTED ON THIS FORM: RITA McLELLAN, REGULATORY AFFAIRS,

2. REPORTING COMPANY: FLORIDA POWER & LIGHT COMPANY

4. SIGNATURE OF OFFICIAL SUBMITTING REPORT: 

5. DATE COMPLETE 9/15/2004

LINE NO.	MONTH REPORTED	FORM PLANT NAME	SUPPLIER	ORIGINAL LINE NUMBER	OLD VOLUME (BBLs)	FORM NO.	COLUMN DESIGNATOR & TITLE	OLD VALUE	NEW VALUE	NEW DELIVERED PRICE (\$/BBL)	REASON FOR REVISION
(A)	(B)	(C)	(D)	(E)	(F)	(G)	(H)	(I)	(J)	(K)	(L)
1	NONE										

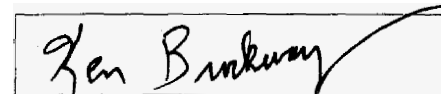
**MONTHLY REPORT OF COST AND QUALITY OF COAL FOR ELECTRIC PLANTS
ORIGIN, TONNAGE, DELIVERED PRICE AND AS RECEIVED QUALITY**

1. Report For Month/Yr: **July 2004**

4. Name, Title & Telephone Number of Contact
Person Concerning Data Submitted on this Form: **Korel M. Dubin (305-552-4910)**

2. Reporting Company: **Florida Power & Light**

5. Signature of Official Submitting Report:



3. Plant Name: **St. Johns River Power Park (SJRPP)**

6. Date Completed: **August 11, 2004**

Line No.	Supplier Name	Mine Location	Purchase Type	Transportation Mode	Tons	Effective Purchase Price (\$/Ton)	Total Trans Cost (\$/Ton)	FOB Plant Price (\$/Ton)	As Received Coal Quality			
									Sulfur Content (%)	Btu Content (%)	Ash Content (%)	Moisture Content (%)
(a)	(b)	(c)	(d)	(e)	(f)	(g)	(h)	(i)	(j)	(k)	(l)	(m)
1	Coal Marketing Company	45,IM,999	LTC	OC	38,237			40.33	0.65	11,824	7.57	11.02
2	DTE Clover, LLC	08,KY,095	LTC	UR	3,999			49.54	1.21	12,705	8.49	6.67
3	Energy Coal S.p.A.	,LA,	S	OC	7,614			23.29	5.69	14,083	0.67	6.28
4	TCP Petcoke Corporation	,TX,	LTC	OC	7,634			37.48	6.41	14,082	0.19	7.30

EDITED COPY


**MONTHLY REPORT OF COST AND QUALITY OF COAL FOR ELECTRIC PLANTS
DETAIL OF INVOICE PURCHASE PRICE**

1. Report For Month/Yr: **July 2004**

4. Name, Title & Telephone Number of Contact
Person Concerning Data Submitted on this Form: **Korel M. Dubin (305-552-4910)**

2. Reporting Company: **Florida Power & Light**

5. Signature of Official Submitting Report:



3. Plant Name: **St. Johns River Power Park (SJRPP)**

6. Date Completed: **August 11, 2004**

Line No.	Supplier Name	Mine Location	Purchase Type	Tons	FOB Mine Price (\$/Ton)	Short Haul & Loading Charge	Original Invoice Price (\$/Ton)	Retro-active Price Increases (\$/Ton)	Base Price (\$/Ton)	Quality Adjust-ments (\$/Ton)	Effective Purchase Price (\$/Ton)
(a)	(b)	(c)	(d)	(e)	(f)	(g)	(h)	(i)	(j)	(k)	(l)
1	Coal Marketing Company	45,IM,999	LTC	38,237		0.00		0.00		0.00	
2	DTE Clover, LLC	08,KY,095	LTC	3,999		0.00		0.00		0.00	
3	Energy Coal S.p.A.	,LA,	S	7,614		0.00		0.00		0.00	
4	TCP Petcoke Corporation	,TX,	LTC	7,634		0.00		0.00		0.00	

EDITED COPY

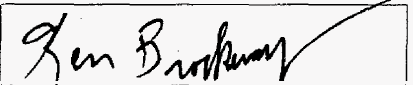
**MONTHLY REPORT OF COST AND QUALITY OF COAL FOR ELECTRIC PLANTS
DETAIL OF TRANSPORTATION CHARGES**

1. Report For Month/Yr: **July 2004**

4. Name, Title & Telephone Number of Contact
Person Concerning Data Submitted on this Form: **Korel M. Dubin (305-552-4910)**

2. Reporting Company: **Florida Power & Light**

5. Signature of Official Submitting Report:



3. Plant Name: **St. Johns River Power Park (SJRPP)**

6. Date Completed:

August 11, 2004


Line No.	Supplier Name	Mine Location	Shipping Point	Transportation Mode	Tons	Effective Purchase Price (\$/Ton)	Short Haul & Loading Charge (\$/Ton)	Rail Charges		Waterborne Charges					Total Transport Charges (\$/Ton)	FOB Plant Price (\$/Ton)
								Rail Rate (\$/Ton)	Other Rail Charges (\$/Ton)	River Barge Rate (\$/Ton)	Trans-loading Rate (\$/Ton)	Ocean Barge Rate (\$/Ton)	Other Water Charges (\$/Ton)	Related Charges (\$/Ton)		
(a)	(b)	(c)	(d)	(e)	(f)	(g)	(h)	(i)	(j)	(k)	(l)	(m)	(n)	(o)	(p)	(q)
1	Coal Marketing Company	45,IM,999	EL CERREJON	OC	38,237		0.00		0.00	0.00	0.00	0.00	0.00	0.00		40.33
2	DTE Clover, LLC	08,KY,095	CLOVER DTE	UR	3,999		0.00		0.00	0.00	0.00	0.00	0.00	0.00		49.54
3	Energy Coal S.p.A.	,LA,	CONOCO PHILLI	OC	7,614		0.00		0.00	0.00	0.00	0.00	0.00	0.00		23.29
4	TCP Petcoke Corporation	,TX,	TCP-DOMESTIC	OC	7,634		0.00		0.00	0.00	0.00	0.00	0.00	0.00		37.48

EDITED COPY

**MONTHLY REPORT OF COST AND QUALITY OF COAL FOR ELECTRIC PLANTS
ORIGIN, TONNAGE, DELIVERED PRICE, AND AS RECEIVED QUALITY**

1. Reporting Month: **June** Year: **2004** 4. Name, Title & Telephone Number of Contact Person Concerning Data
Submitted on this Form: Karel M. Dubin
(305) 552-4910

2. Reporting Company: **FLORIDA POWER & LIGHT COMPANY**

3. Plant Name: **R.W.SCHERER** 5. Signature of Official Submitting Report: 

6. Date Completed: **05-Oct-04**

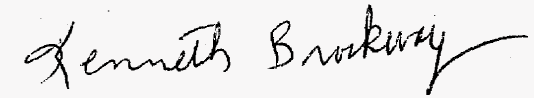
<u>Line No.</u> (a)	<u>Supplier Name</u> (b)	<u>Mine Location</u> (c)	<u>Purchase Type</u> (d)	<u>Transport Mode</u> (e)	<u>Tons</u> (f)	<u>Purchase Price (\$/Ton)</u> (g)	<u>Effective Transport Charges (\$/Ton)</u> (h)	<u>Total FOB Plant Price (\$/Ton)</u> (i)	<u>Sulfur Content (%)</u> (j)	<u>Btu Content (Btu/lb)</u> (k)	<u>Ash Content (%)</u> (l)	<u>Moisture Content (%)</u> (m)
(1)	ARCH COAL SALES	19WY/5	S	UR	38,373.17	6.850	20.93	27.780	0.31	8,876	5.14	26.76
(2)	KENNECOTT COAL SALES	19WY/5	S	UR	16,696.00	6.520	20.03	26.550	0.45	8,694	5.31	27.83
(3)	KENNECOTT COAL SALES	19WY/5	S	UR	5,600.26	7.654	19.68	27.334	0.34	8,937	5.21	25.63
(4)	KENNECOTT COAL SALES	19WY/5	S	UR	5,527.36	6.720	19.98	26.700	0.43	8,659	5.41	28.10
(5)	KENNECOTT COAL SALES	19WY/5	S	UR	5,536.62	7.740	19.94	27.680	0.24	8,844	5.20	26.20
(6)	POWDER RIVER COAL	19WY/5	S	UR	76,320.46	7.790	20.00	27.790	0.23	8,839	4.44	26.87

**MONTHLY REPORT OF COST AND QUALITY OF COAL FOR ELECTRIC PLANTS
DETAILED PURCHASED COAL INVOICE INFORMATION**

1. Reporting Month: **June** Year: **2004**
 2. Reporting Company: **FLORIDA POWER & LIGHT COMPANY**
 3. Plant Name: **R.W.SCHERER**

4. Name, Title & Telephone Number of Contact Person Concerning Data
 Submitted on this Form: **Korel M. Dubin**
 (305) 552-4910

5. Signature of Official Submitting Report:



6. Date Completed: **05-Oct-04**

<u>Line No.</u>	<u>Supplier Name</u>	<u>Mine Location</u>	<u>Purch. Type</u>	<u>Tons</u>	<u>FOB Mine Price (\$/Ton)</u>	<u>Shorthaul & Loading Charges (\$/Ton)</u>	<u>Original Invoice Price (\$/Ton)</u>	<u>Retroactive Price Increase (\$/Ton)</u>	<u>Base Price (\$/Ton)</u>	<u>Quality Adjustments (\$/Ton)</u>	<u>Effective Purchase Price (\$/Ton)</u>
(a)	(b)	(c)	(d)	(e)	(f)	(g)	(h)	(i)	(j)	(k)	(l)
(1)	ARCH COAL SALES	19/WY/5	S	38,373.17	6.795	-	6.795	-	6.795	0.055	6.850
(2)	KENNECOTT COAL SALES	19/WY/5	S	16,696.00	6.538	-	6.538	-	6.538	(0.018)	6.520
(3)	KENNECOTT COAL SALES	19/WY/5	S	5,600.26	7.544	-	7.544	-	7.544	0.110	7.654
(4)	KENNECOTT COAL SALES	19/WY/5	S	5,527.36	6.720	-	6.720	-	6.720	0.000	6.720
(5)	KENNECOTT COAL SALES	19/WY/5	S	5,536.62	7.704	-	7.704	-	7.704	0.036	7.740
(6)	POWDER RIVER COAL	19/WY/5	S	76,320.46	7.758	-	7.758	-	7.758	0.032	7.790

**MONTHLY REPORT OF COST AND QUALITY OF COAL FOR ELECTRIC PLANTS
DETAILED TRANSPORTATION INVOICE INFORMATION**

1. Reporting Month: **June** Year: **2004**
 2. Reporting Company: **FLORIDA POWER & LIGHT COMPANY**
 3. Plant Name: **R.W.SCHERER**

4. Name, Title & Telephone Number of Contact Person Concerning Data
 Submitted on this Form: **Korel M. Dubin**
 (305) 552-4910

5. Signature of Official Submitting Report:



6. Date Completed: **05-Oct-04**

Line No.	Supplier Name	Mine Location	Shipping Point	Transport Mode	Tons	Effective Purchase Price (\$/Ton)	Additional Shorthaul & Loading Charges (\$/Ton)	Rail Charges		Waterborne Charges				Other Related Charges (\$/Ton)	Total Transportation Charges (\$/Ton)	FOB Plant Price (\$/Ton)
								Rail Rate (\$/Ton)	Other Rail Charges (\$/Ton)	River Barge Rate (\$/Ton)	Trans-loading Rate (\$/Ton)	Ocean Barge Rate (\$/Ton)	Other Water Charges (\$/Ton)			
(a)	(b)	(c)	(d)	(e)	(f)	(g)	(h)	(i)	(j)	(k)	(l)	(m)	(n)	(o)	(p)	(q)
(1)	ARCH COAL SALES	19/WY/5	THUNDER JCT, WY	UR	38,373.17	6.850	-	20.93	-	-	-	-	-	-	20.93	27.780
(2)	KENNECOTT COAL SALES	19/WY/5	JACOBS JCT, WY	UR	16,696.00	6.520	-	20.03	-	-	-	-	-	-	20.03	26.550
(3)	KENNECOTT COAL SALES	19/WY/5	CONVERSE JCT, WY	UR	5,600.26	7.654	-	19.68	-	-	-	-	-	-	19.68	27.334
(4)	KENNECOTT COAL SALES	19/WY/5	JACOBS JCT, WY	UR	5,527.36	6.720	-	19.98	-	-	-	-	-	-	19.98	26.700
(5)	KENNECOTT COAL SALES	19/WY/5	CONVERSE JCT, WY	UR	5,536.62	7.740	-	19.94	-	-	-	-	-	-	19.94	27.680
(6)	POWDER RIVER COAL	19/WY/5	NACCO JCT, WY	UR	76,320.46	7.790	-	20.00	-	-	-	-	-	-	20.00	27.790

CERTIFICATE OF SERVICE

I, THE UNDERSIGNED COUNSEL, HEREBY CERTIFY that copies of Florida Power & Light Company's forms 423-1, 423-1(a) edited, and 423-1(b) for the month of July, 2004, copies of St. Johns River Power Park edited forms 423-2, 423-2(a), and 423-2(b) for the month of July, 2004; and copies of Plant Scherer forms 423-2, 423-2(a), and 423-2(b) for the month of June, 2004 have been served via first class mail, postage prepaid to the parties listed below, this 29th day of October, 2004

Adrienne Vining, Esq.
Division of Legal Services
Florida Public Service Commission
2540 Shumard Oak Blvd.
Tallahassee, Florida 32399-0850

Lee L. Willis, Esq.
James D. Beasley, Esq.
Ausley & McMullen
Attorneys for TECO
P.O. Box 391
Tallahassee, Florida 32302

Patricia Christensen, Esq.
Office of Public Counsel
111 West Madison Street
Room 812
Tallahassee, Florida 32399

James A. McGee, Esq.
Progress Energy Florida, Inc.
P.O. Box 14042
St. Petersburg, Florida 33733

Norman H. Horton, Esq.
Floyd R. Self, Esq.
Messer, Caparello & Self
Attorneys for FPUC
P.O. Box 1876
Tallahassee, Florida 32302-1876

Joseph A. McGlothlin, Esq.
Vicki Gordon Kaufman, Esq.
McWhirter, Reeves, McGlothlin,
Davidson, et al.
Attorneys for FIPUG
117 South Gadsden Street
Tallahassee, Florida 32301

John W. McWhirter, Jr., Esq.
McWhirter, Reeves, McGlothlin,
Davidson, et al.
Attorneys for FIPUG
400 North Tampa Street, Suite 2450
Tampa, Florida 33602

Jeffrey A. Stone, Esq.
Russell A. Badders, Esq.
Beggs & Lane
Attorneys for Gulf Power
P.O. Box 12950
Pensacola, Florida 32591-2950



R. Wade Litchfield