

MONTHLY REPORT OF COST AND QUALITY OF FUEL FOR ELECTRIC PLANTS
ORIGIN, VOLUME, DELIVERED PRICE AND AS RECEIVED QUALITY

1. REPORTING MONTH: 08/2004
2. REPORTING COMPANY: FLORIDA POWER CORPORATION

070001-3I

3. NAME, TITLE TELEPHONE NUMBER OF CONTACT PERSON CONCERNING DATA

SUBMITTED ON THIS FORM: JIMMY L. WILSON, PROJECT ANALYST (919) 546-2132

4. SIGNATURE OF OFFICIAL SUBMITTED REPORT:

Donna Massengill 10/27/04
DONNA MASSENGILL

CONTROLLER, REGULATED COMMERCIAL OPERATIONS

5. DATE COMPLETED: 10/27/2004

DOCUMENT NUMBER - DATE

11776 NOV -2 06

FPSC-COMMISSION CLERK

CONFIDENTIAL

LINE NO.	PLANT NAME	SUPPLIER NAME	SHIPPING POINT	PURCHASE TYPE	DELIVERY LOCATION	DELIVERY DATE	TYPE OIL	SULFUR CONTENT (%)	BTU CONTENT (Btu/gal)	VOLUME (Bbls)	DELIVERED PRICE (\$/Bbl)
(a)	(b)	(c)	(d)	(e)	(f)	(g)	(h)	(i)	(j)	(k)	(l)
	Ancloct	BP Amoco Oil	F- BP Tampa, FL	MTC	FOB PLANT	8/2004	FO2	0.34	137,998	528	\$53.5471
	Ancloct	NO DELIVERIES									
	Avon Park Peakers	BP Amoco Oil	F- BP Tampa, FL	MTC	FOB PLANT	8/2004	FO2	0.34	137,785	5,605	\$54.8525
	Bartow Peakers	NO DELIVERIES									
	Bartow Steam Plant	NO DELIVERIES									
	Bartow Steam Plant	RIO Energy International, Inc	F- Rio Houston, TX	MTC	FOB TERMINAL	8/2004	FO6	1.04	156,830	702,745	\$29.8064
	Bartow Steam Plant	RIO Energy International, Inc	F- Rio Houston, TX	MTC	FOB TERMINAL	8/2004	FO6	1.38	156,434	283,607	\$29.0845
	Bayboro Peakers	NO DELIVERIES									
	Central Tampa Tank Farm	RIO Energy International, Inc	F- Rio Houston, TX	MTC	FOB PLANT	8/2004	FO2	0.15	139,000	21,729	\$50.7804
	Crystal River	BP Amoco Oil	F- BP Tampa, FL	MTC	FOB PLANT	8/2004	FO2	0.33	138,261	11,321	\$53.6462
	Crystal River	BP Amoco Oil	F- BP Tampa, FL	MTC	FOB PLANT	8/2004	FO2	0.34	137,925	1,071	\$54.4254
	Crystal River	NO DELIVERIES									
	Crystal River	Royal Petroleum	F- Royal, FL	MTC	FOB PLANT	8/2004	FO2	0.34	137,785	1,233	\$56.4537
	Crystal River	Sommers Oil Co	F- Sommers Bainbridge, GA	MTC	FOB PLANT	8/2004	FO2	0.50	138,000	1,376	\$56.8840
	Debary Peakers	BP Amoco Oil	F- BP Jacksonville, FL	MTC	FOB PLANT	8/2004	FO2	0.19	138,313	2,298	\$57.1143
	Debary Peakers	BP Amoco Oil	F- BP Taft, FL	MTC	FOB PLANT	8/2004	FO2	0.19	138,387	16,557	\$55.3578
	Debary Peakers	BP Amoco Oil	F- BP Tampa, FL	MTC	FOB PLANT	8/2004	FO2	0.19	138,425	4,739	\$55.6308
	Debary Peakers	NO DELIVERIES									
	Higgins Peakers	NO DELIVERIES									

MLR 1-14-07 (entire DN)
DECLASSIFIED CONFIDENTIAL

MONTHLY REPORT OF COST AND QUALITY OF FUEL FOR ELECTRIC PLANTS
ORIGIN, VOLUME, DELIVERED PRICE AND AS RECEIVED QUALITY

1. REPORTING MONTH: 08/2004
2. REPORTING COMPANY: FLORIDA POWER CORPORATION

3. NAME, TITLE TELEPHONE NUMBER OF CONTACT PERSON CONCERNING DATA

SUBMITTED ON THIS FORM: JIMMY L. WILSON, PROJECT ANALYST (916) 446-2132

4. SIGNATURE OF OFFICIAL SUBMITTED REPORT:

Donna Massegill 10/27/04
DONNA MASSEGILL
CONTROLLER, REGULATED COMMERCIAL OPERATIONS

5. DATE COMPLETED: 10/27/2004

LINE NO	PLANT NAME	SUPPLIER NAME	DELIVERY LOCATION	DELIVERY DATE	TYPE OIL	VOLUME (Bbl)	INVOICE PRICE	INVOICE AMOUNT	DISCOUNT	NET AMOUNT	NET PRICE	QUALITY ADJUST	EFFECTIVE PURCHASE PRICE	TO TERMINAL	ADDITIONAL TRANSPORT	OTHER CHARGES	DELIVERED PRICE
							(\$/Bbl)	(\$)	(\$)	(\$)	(\$/Bbl)	(\$/Bbl)	(\$/Bbl)	(\$/Bbl)	(\$/Bbl)	(\$/Bbl)	(\$/Bbl)
(a)	(b)	(c)	(d)	(e)	(f)	(g)	(h)	(i)	(j)	(k)	(l)	(m)	(n)	(o)	(p)	(q)	(r)
19	Higgins Peakers	NO DELIVERIES															
20	Hines Energy Complex	NO DELIVERIES															
21	Intercession City Peakers	BP Amoco Oil	FOB PLANT	8/2004	FO2	29,515	\$54.35	\$1,604,219.15	\$0.00	\$1,604,219.15	\$54.35	\$0.00	\$54.35	\$0.00	\$0.00	\$0.66	\$55.01
22	Intercession City Peakers	NO DELIVERIES															
23	Rio Pinar Peakers	BP Amoco Oil	FOB PLANT	8/2004	FO2	531	\$55.69	\$29,547.25	\$0.00	\$29,547.25	\$55.69	\$0.00	\$55.69	\$0.00	\$0.00	\$0.67	\$56.37
24	Suwannee Peakers	BP Amoco Oil	FOB PLANT	8/2004	FO2	6,547	\$53.38	\$349,504.15	\$0.00	\$349,504.15	\$53.38	\$0.00	\$53.38	\$0.00	\$0.00	\$0.65	\$54.03
25	Suwannee Peakers	BP Amoco Oil	FOB PLANT	8/2004	FO2	376	\$53.94	\$20,282.66	\$0.00	\$20,282.66	\$53.94	\$0.00	\$53.94	\$0.00	\$0.00	\$0.65	\$54.59
26	Suwannee Steam Plant	Colonial Oil Industries, Inc.	FOB PLANT	8/2004	FO6	9,548	\$34.97	\$333,935.88	\$0.00	\$333,935.88	\$34.97	\$0.00	\$34.97	\$0.00	\$0.00	\$0.72	\$35.69
27	Suwannee Steam Plant	Colonial Oil Industries, Inc.	FOB PLANT	8/2004	FO6	13,364	\$34.97	\$467,406.81	\$0.00	\$467,406.81	\$34.97	\$0.00	\$34.97	\$0.00	\$0.00	\$0.72	\$35.69
28	Suwannee Steam Plant	Martin Product Sales	FOB PLANT	8/2004	FO6	11,513	\$38.82	\$446,928.60	\$0.00	\$446,928.60	\$38.82	\$0.00	\$38.82	\$0.00	\$0.00	\$0.80	\$39.62
29	Suwannee Steam Plant	Martin Product Sales	FOB PLANT	8/2004	FO6	12,879	\$38.82	\$499,982.56	\$0.00	\$499,982.56	\$38.82	\$0.00	\$38.82	\$0.00	\$0.00	\$0.80	\$39.62
30	Suwannee Steam Plant	NO DELIVERIES															
31	Suwannee Steam Plant	Texpar Energy LLC	FOB PLANT	8/2004	FO6	37,761	\$30.96	\$1,169,183.30	\$0.00	\$1,169,183.30	\$30.96	\$0.00	\$30.96	\$0.00	\$0.00	\$0.64	\$31.60
32	Suwannee Steam Plant	Texpar Energy LLC	FOB PLANT	8/2004	FO6	25,077	\$29.94	\$750,901.64	\$0.00	\$750,901.64	\$29.94	\$0.00	\$29.94	\$0.00	\$0.00	\$0.62	\$30.56
33	Suwannee Steam Plant	TransMontaigne Product	FOB PLANT	8/2004	FO6	4,499	\$37.46	\$168,545.56	\$0.00	\$168,545.56	\$37.46	\$0.00	\$37.46	\$0.00	\$0.00	\$0.77	\$38.23
34	Suwannee Steam Plant	TransMontaigne Product	FOB PLANT	8/2004	FO6	7,318	\$36.73	\$268,827.05	\$0.00	\$268,827.05	\$36.73	\$0.00	\$36.73	\$0.00	\$0.00	\$0.75	\$37.49
35	Turner Peakers	BP Amoco Oil	FOB PLANT	8/2004	FO2	5,491	\$51.81	\$284,509.98	\$0.00	\$284,509.98	\$51.81	\$0.00	\$51.81	\$0.00	\$0.00	\$0.63	\$52.44
36	Turner Peakers	BP Amoco Oil	FOB PLANT	8/2004	FO2	177	\$51.94	\$9,182.50	\$0.00	\$9,182.50	\$51.94	\$0.00	\$51.94	\$0.00	\$0.00	\$0.63	\$52.57

**MONTHLY REPORT OF COST AND QUALITY OF COAL FOR ELECTRIC PLANTS
ORIGIN, TONNAGE, DELIVERED PRICE AND AS RECEIVED QUALITY**

- 1. Report for: Mo. August 2004
- 2. Reporting Company: Florida Power Corporation
- 3. Plant Name: McDuffie Coal Terminal

4. Name, Title and Telephone Number of Contact
Person Concerning Data Submitted on this Form
Donna M. Davis, Director - Regulatory & Adm. Services
(727) 824-6627

5. Signature of Official Submitting Report



Donna M. Davis, Director - Regulatory & Adm. Services

6. Date Completed: October 15, 2004

**SPECIFIED
CONFIDENTIAL**

Line No.	Supplier Name	Mine Location	Purchase Type	Transportation Mode	Tons	Effective Purchase Price (\$/Ton)	Total Transportation Cost (\$/Ton)	F.O.B. Plant Price (\$/Ton)	As Received Coal Quality			
									Percent Sulfur (%)	Btu Content (Btu/lb)	Percent Ash (%)	Percent Moisture (%)
(a)	(b)	(c)	(d)	(e)	(f)	(g)	(h)	(i)	(j)	(k)	(l)	(m)
1	Drummond Coal Sales, Inc.	25 , IM , 999	S	GB	47,629	\$38.55	\$3.74	\$42.29	0.46	11,763	4.34	11.78

**MONTHLY REPORT OF COST AND QUALITY OF COAL FOR ELECTRIC PLANTS
ORIGIN, TONNAGE, DELIVERED PRICE AND AS RECEIVED QUALITY**

- 1. Report for: Mo. August 2004
- 2. Reporting Company: Florida Power Corporation
- 3. Plant Name: Transfer Facility - IMT

4. Name, Title and Telephone Number of Contact
Person Concerning Data Submitted on this Form
Donna M. Davis, Director - Regulatory & Adm. Services
(727) 824-6627

5. Signature of Official Submitting Report


Donna M. Davis, Director - Regulatory & Adm. Services

6. Date Completed: October 15, 2004

**SPECIFIED
CONFIDENTIAL**


Line No.	Supplier Name	Mine Location	Purchase Type	Transportation Mode	Tons	Effective Purchase Price (\$/Ton)	Total Transportation Cost (\$/Ton)	F.O.B. Plant Price (\$/Ton)	As Received Coal Quality			
									Percent Sulfur (%)	Btu Content (Btu/lb)	Percent Ash (%)	Percent Moisture (%)
(a)	(b)	(c)	(d)	(e)	(f)	(g)	(h)	(i)	(j)	(k)	(l)	(m)
1	Central Coal Co.	08 , WV , 39	S	B	20,788	\$38.75	\$15.94	\$54.69	0.69	12,400	12.13	5.59
2	Central Coal Co.	08 , WV , 39	S	B	5,052	\$39.50	\$15.94	\$55.44	0.59	12,288	11.39	7.59
3	Keystone Coal Company	08 , WV , 39	S	B	12,054	\$42.30	\$15.94	\$58.24	0.71	12,319	12.27	5.87
4	Progress Fuels Corporation	08 , WV , 39	S	B	22,265	\$33.00	\$15.94	\$48.94	0.62	12,383	11.65	6.65
5	Progress Fuels Corporation	08 , KY , 127	S	B	14,295	\$33.00	\$15.94	\$48.94	0.70	11,897	11.37	8.35
6	Guasare Coal Sales Corp.	50 , IM , 999	S	GB	96,463	\$39.94	\$3.74	\$43.68	0.66	12,905	6.30	7.09

**MONTHLY REPORT OF COST AND QUALITY OF COAL FOR ELECTRIC PLANTS
ORIGIN, TONNAGE, DELIVERED PRICE AND AS RECEIVED QUALITY**

- 1. Report for: Mo. August 2004
- 2. Reporting Company: Florida Power Corporation
- 3. Plant Name: Crystal River 1 & 2

4. Name, Title and Telephone Number of Contact
Person Concerning Data Submitted on this Form
Donna M. Davis, Director - Regulatory & Adm. Services
(727) 824-6627

5. Signature of Official Submitting Report



Donna M. Davis, Director - Regulatory & Adm. Services

DW

6. Date Completed: October 15, 2004

**SPECIFIED
CONFIDENTIAL**


Line No.	Supplier Name	Mine Location	Purchase Type	Transportation Mode	Tons	Effective Purchase Price (\$/Ton)	Total Transportation Cost (\$/Ton)	F.O.B. Plant Price (\$/Ton)	As Received Coal Quality			
									Percent Sulfur (%)	Btu Content (Btu/lb)	Percent Ash (%)	Percent Moisture (%)
(a)	(b)	(c)	(d)	(e)	(f)	(g)	(h)	(i)	(j)	(k)	(l)	(m)
1	AEP Coal Company, Inc.	08 , Ky , 195	MTC	UR	73,613	\$36.50	\$18.43	\$54.93	1.09	12,578	10.91	5.36
2	Consolidated Coal Sales	08 , Ky , 133	MTC	UR	44,467	\$33.75	\$18.43	\$52.18	1.22	12,789	7.37	5.68
3	Massey Coal Sales Company, Inc.	08 , Ky , 195	MTC	UR	28,022	\$33.85	\$18.43	\$52.28	1.02	12,564	10.39	5.83
4	Transfer Facility	N/A	N/A	OB	1,143	\$48.99	\$6.96	\$55.95	0.70	12,250	10.16	7.88

**MONTHLY REPORT OF COST AND QUALITY OF COAL FOR ELECTRIC PLANTS
ORIGIN, TONNAGE, DELIVERED PRICE AND AS RECEIVED QUALITY**

- 1. Report for: Mo. August 2004
- 2. Reporting Company: Florida Power Corporation
- 3. Plant Name: Crystal River 4 & 5

4. Name, Title and Telephone Number of Contact
 Person Concerning Data Submitted on this Form
 Donna M. Davis, Director - Regulatory & Adm. Services
 (727) 824-6627

5. Signature of Official Submitting Report


 Donna M. Davis, Director - Regulatory & Adm. Services

6. Date Completed: October 15, 2004

**SPECIFIED
CONFIDENTIAL**

Line No.	Supplier Name	Mine Location	Purchase Type	Transportation Mode	Tons	Effective Purchase Price (\$/Ton)	Total Transportation Cost (\$/Ton)	F.O.B. Plant Price (\$/Ton)	As Received Coal Quality			
									Percent Sulfur (%)	Btu Content (Btu/lb)	Percent Ash (%)	Percent Moisture (%)
(a)	(b)	(c)	(d)	(e)	(f)	(g)	(h)	(i)	(j)	(k)	(l)	(m)
1	AEP Coal Company, Inc.	08 , Ky , 195	MTC	UR	57,225	\$34.75	\$18.43	\$53.18	0.70	12,592	10.62	5.69
2	Alliance Coal Sales Corp.	08 , Ky , 195	MTC	UR	48,425	\$34.68	\$18.43	\$53.11	0.61	12,824	7.90	6.53
3	Asset Management Group	08 , WV , 005	S	UR	18,664	\$42.00	\$19.81	\$61.81	0.60	12,273	11.03	5.90
4	Virginia Power Marketing, Inc.	08 , Ky , 195	MTC	UR	10,050	\$33.25	\$18.43	\$51.68	0.62	12,786	7.80	6.81
5	Massey Coal Sales	08 , Wv , 005	MTC	UR	18,432	\$32.25	\$19.81	\$52.06	0.73	12,573	11.90	5.58
6	Progress Fuels Corporation	08 , Va , 105	S	UR	19,145	\$65.00	\$19.81	\$84.81	0.62	11,977	13.53	7.01
7	Progress Fuels Corporation	08 , Va , 105	S	UR	9,633	\$65.00	\$19.50	\$84.50	0.74	12,947	9.36	4.84
8	Transfer Facility	N/A	N/A	OB	145,399	\$49.62	\$6.96	\$56.58	0.68	12,325	10.00	7.61
9	Transfer Facility	N/A	N/A	OB	32,258	\$42.23	\$6.96	\$49.19	0.45	11,782	4.29	11.69

**MONTHLY REPORT OF COST AND QUALITY OF COAL FOR ELECTRIC PLANTS
ORIGIN, TONNAGE, DELIVERED PRICE AND AS RECEIVED QUALITY**

- 1. Report for: Mo. August 2004
- 2. Reporting Company: Florida Power Corporation
- 3. Plant Name: McDuffie Coal Terminal

4. Name, Title and Telephone Number of Contact
Person Concerning Data Submitted on this Form
Donna M. Davis, Director - Regulatory & Adm. Services
(727) 824-6627

5. Signature of Official Submitting Report



Donna M. Davis, Director - Regulatory & Adm. Services

6. Date Completed: October 15, 2004

**SPECIFIED
CONFIDENTIAL**


Line No.	Supplier Name	Mine Location	Purchase Type	Tons	F.O.B. Mine Price (\$/Ton)	Short Haul & Loading Charges (\$/Ton)	Original Invoice Price (\$/Ton)	Retro-active Price Increases (\$/Ton)	Base Price (\$/Ton)	Quality Adjustments (\$/Ton)	Effective Purchase Price (\$/Ton)
(a)	(b)	(c)	(d)	(e)	(f)	(g)	(h)	(i)	(j)	(k)	(l)
1	Drummond Coal Sales, Inc.	25 , IM , 999	S	47,629	\$38.55	\$0.00	\$38.55	\$0.00	\$38.55	\$0.00	\$38.55

**MONTHLY REPORT OF COST AND QUALITY OF COAL FOR ELECTRIC PLANTS
ORIGIN, TONNAGE, DELIVERED PRICE AND AS RECEIVED QUALITY**

1. Report for: Mo. August 2004
2. Reporting Company: Florida Power Corporation
3. Plant Name: Transfer Facility - IMT

4. Name, Title and Telephone Number of Contact
Person Concerning Data Submitted on this Form
Donna M. Davis, Director - Regulatory & Adm. Services
(727) 824-6627

5. Signature of Official Submitting Report


Donna M. Davis, Director - Regulatory & Adm. Services

6. Date Completed: October 15, 2004

**SPECIFIED
CONFIDENTIAL**

Line No.	Supplier Name	Mine Location	Purchase Type	Tons	F.O.B. Mine Price (\$/Ton)	Short Haul & Loading Charges (\$/Ton)	Original Invoice Price (\$/Ton)	Retro-active Price Inc(Dec) (\$/Ton)	Base Price (\$/Ton)	Quality Adjustments (\$/Ton)	Effective Purchase Price (\$/Ton)
(a)	(b)	(c)	(d)	(e)	(f)	(g)	(h)	(i)	(j)	(k)	(l)
1	Central Coal Co.	08 , WV , 39	S	20,788	\$38.75	\$0.00	\$38.75	\$0.00	\$38.75	\$0.00	\$38.75
2	Central Coal Co.	08 , WV , 39	S	5,052	\$39.50	\$0.00	\$39.50	\$0.00	\$39.50	\$0.00	\$39.50
3	Keystone Coal Company	08 , WV , 39	S	12,054	\$42.30	\$0.00	\$42.30	\$0.00	\$42.30	\$0.00	\$42.30
4	Progress Fuels Corporation	08 , WV , 39	S	22,265	\$33.00	\$0.00	\$33.00	\$0.00	\$33.00	\$0.00	\$33.00
5	Progress Fuels Corporation	08 , KY , 127	S	14,295	\$33.00	\$0.00	\$33.00	\$0.00	\$33.00	\$0.00	\$33.00
6	Guasare Coal Sales Corp.	50 , IM , 999	S	96,463	\$39.94	\$0.00	\$39.94	\$0.00	\$39.94	\$0.00	\$39.94

**MONTHLY REPORT OF COST AND QUALITY OF COAL FOR ELECTRIC PLANTS
ORIGIN, TONNAGE, DELIVERED PRICE AND AS RECEIVED QUALITY**

- 1. Report for: Mo. August 2004
- 2. Reporting Company: Florida Power Corporation
- 3. Plant Name: Crystal River 1 & 2

4. Name, Title and Telephone Number of Contact
Person Concerning Data Submitted on this Form
Donna M. Davis, Director - Regulatory & Adm. Services
(727) 824-6627

5. Signature of Official Submitting Report


Donna M. Davis, Director - Regulatory & Adm. Services
Dw

6. Date Completed: October 15, 2004

**SPECIFIED
CONFIDENTIAL**

Line No.	Supplier Name	Mine Location	Purchase Type	Tons	F.O.B. Mine Price (\$/Ton)	Short Haul & Loading Charges (\$/Ton)	Original Invoice Price (\$/Ton)	Retro-active Price Inc(Dec) (\$/Ton)	Base Price (\$/Ton)	Quality Adjustments (\$/Ton)	Effective Purchase Price (\$/Ton)
(a)	(b)	(c)	(d)	(e)	(f)	(g)	(h)	(i)	(j)	(k)	(l)
1	AEP Coal Company, Inc.	08 , Ky , 195	MTC	73,613	\$36.50	\$0.00	\$36.50	\$0.00	\$36.50	\$0.00	\$36.50
2	Consolidated Coal Sales	08 , Ky , 133	MTC	44,467	\$33.75	\$0.00	\$33.75	\$0.00	\$33.75	\$0.00	\$33.75
3	Massey Coal Sales Company, Inc.	08 , Ky , 195	MTC	28,022	\$33.85	\$0.00	\$33.85	\$0.00	\$33.85	\$0.00	\$33.85
4	Transfer Facility	N/A	N/A	1,143	\$48.99	\$0.00	\$48.99	\$0.00	\$48.99	\$0.00	\$48.99

**MONTHLY REPORT OF COST AND QUALITY OF COAL FOR ELECTRIC PLANTS
ORIGIN, TONNAGE, DELIVERED PRICE AND AS RECEIVED QUALITY**

- 1. Report for: Mo. August 2004
- 2. Reporting Company: Florida Power Corporation
- 3. Plant Name: Crystal River 4 & 5

4. Name, Title and Telephone Number of Contact
Person Concerning Data Submitted on this Form
Donna M. Davis, Director - Regulatory & Adm. Services
(727) 824-6627

5. Signature of Official Submitting Report


Donna M. Davis, Director - Regulatory & Adm. Services

6. Date Completed: October 15, 2004

**SPECIFIED
CONFIDENTIAL**

Line No.	Supplier Name	Mine Location	Purchase Type	Tons	F.O.B. Mine Price (\$/Ton)	Short Haul & Loading Charges (\$/Ton)	Original Invoice Price (\$/Ton)	Retro-active Price Inc(Dec) (\$/Ton)	Base Price (\$/Ton)	Quality Adjustments (\$/Ton)	Effective Purchase Price (\$/Ton)
(a)	(b)	(c)	(d)	(e)	(f)	(g)	(h)	(i)	(j)	(k)	(l)
1	AEP Coal Company, Inc.	08 , Ky , 195	MTC	57,225	\$34.75	\$0.00	\$34.75	\$0.00	\$34.75	\$0.00	\$34.75
2	Alliance Coal Sales Corp.	08 , Ky , 195	MTC	48,425	\$34.68	\$0.00	\$34.68	\$0.00	\$34.68	\$0.00	\$34.68
3	Asset Management Group	08 , WV , 005	S	18,664	\$42.00	\$0.00	\$42.00	\$0.00	\$42.00	\$0.00	\$42.00
4	Virginia Power Marketing, Inc.	08 , Ky , 195	MTC	10,050	\$33.25	\$0.00	\$33.25	\$0.00	\$33.25	\$0.00	\$33.25
5	Massey Coal Sales	08 , Wv , 005	MTC	18,432	\$32.25	\$0.00	\$32.25	\$0.00	\$32.25	\$0.00	\$32.25
6	Progress Fuels Corporation	08 , Va , 105	S	19,145	\$65.00	\$0.00	\$65.00	\$0.00	\$65.00	\$0.00	\$65.00
7	Progress Fuels Corporation	08 , Va , 105	S	9,633	\$65.00	\$0.00	\$65.00	\$0.00	\$65.00	\$0.00	\$65.00
8	Transfer Facility	N/A	N/A	145,399	\$49.62	\$0.00	\$49.62	N/A	\$49.62	N/A	\$49.62
9	Transfer Facility	N/A	N/A	32,258	\$42.23	\$0.00	\$42.23	N/A	\$42.23	N/A	\$42.23

**MONTHLY REPORT OF COST AND QUALITY OF COAL FOR ELECTRIC PLANTS
ORIGIN, TONNAGE, DELIVERED PRICE AND AS RECEIVED QUALITY**

- 1. Report for: Mo. August 2004
- 2. Reporting Company: Florida Power Corporation
- 3. Plant Name: McDuffie Coal Terminal

4. Name, Title and Telephone Number of Contact Person Concerning Data Submitted on this Form
 Donna M. Davis, Director - Regulatory & Adm. Services
 (727) 824-6627

5. Signature of Official Submitting Report



 Donna M. Davis, Director - Regulatory & Adm. Services

6. Date Completed: October 15, 2004

**SPECIFIED
CONFIDENTIAL**

Line No.	Supplier Name	Mine Location	Shipping Point	Transportation Mode	Tons	Purchase Price (\$/Ton)	Additional Effective Shorthaul & Loading Charges (\$/Ton)	Rail Rate (\$/Ton)	Other Rail Charges (\$/Ton)	River Barge Rate (\$/Ton)	Trans-Ocean Barge Rate (\$/Ton)	Other Water Charges (\$/Ton)	Other Related Charges (\$/Ton)	Transportation Charges (\$/Ton)	F.O.B. Plant Price (\$/Ton)	
(a)	(b)	(c)	(d)	(e)	(f)	(g)	(h)	(i)	(j)	(k)	(l)	(m)	(n)	(o)	(p)	(q)
1	Drummond Coal Sales, Inc.	25 , IM , 999	Cartagena, Col	GB	47,629	\$38.55	N/A	N/A	N/A	N/A	N/A	N/A	\$0.00	\$0.00	\$3.74	\$42.29

**MONTHLY REPORT OF COST AND QUALITY OF COAL FOR ELECTRIC PLANTS
ORIGIN, TONNAGE, DELIVERED PRICE AND AS RECEIVED QUALITY**

- 1. Report for: Mo. August 2004
- 2. Reporting Company: Florida Power Corporation
- 3. Plant Name: Transfer Facility - IMT

4. Name, Title and Telephone Number of Contact
Person Concerning Data Submitted on this Form
Donna M. Davis, Director - Regulatory & Adm. Services
(727) 824-6627

5. Signature of Official Submitting Report



Donna M. Davis, Director - Regulatory & Adm. Services
DM

6. Date Completed: October 15, 2004

**SPECIFIED
CONFIDENTIAL**

Line No.	Supplier Name	Mine Location	Shipping Point	Transportation Mode	Tons	Effective Purchase Price (\$/Ton)	Additional Shorthaul & Loading Charges (\$/Ton)	Rail Rate (\$/Ton)	Other Rail Charges (\$/Ton)	River Barge Rate (\$/Ton)	Trans-loading Rate (\$/Ton)	Ocean Barge Rate (\$/Ton)	Other Water Charges (\$/Ton)	Other Related Charges (\$/Ton)	Transportation Charges (\$/Ton)	F.O.B. Plant Price (\$/Ton)
1	Central Coal Co.	08 , WV , 39	Kanawha,Wv	B	20,788	\$38.75	N/A	N/A	N/A	N/A	N/A	N/A	N/A	N/A	\$15.94	\$54.69
2	Central Coal Co.	08 , WV , 39	Kanawha,Wv	B	5,052	\$39.50	N/A	N/A	N/A	N/A	N/A	N/A	N/A	N/A	\$15.94	\$55.44
3	Keystone Coal Company	08 , WV , 39	Kanawha,Wv	B	12,054	\$42.30	N/A	N/A	N/A	N/A	N/A	N/A	N/A	N/A	\$15.94	\$58.24
4	Progress Fuels Corporation	08 , WV , 39	Kanawha,Wv	B	22,265	\$33.00	N/A	N/A	N/A	N/A	N/A	N/A	N/A	N/A	\$15.94	\$48.94
5	Progress Fuels Corporation	08 , KY , 127	Big Sandy, Ky	B	14,295	\$33.00	N/A	N/A	N/A	N/A	N/A	N/A	N/A	N/A	\$15.94	\$48.94
6	Guasare Coal Sales Corp.	50 , IM , 999	Maracaibo, VZ	GB	96,463	\$39.94	N/A	N/A	N/A	N/A	N/A	N/A	N/A	N/A	\$3.74	\$43.68

**MONTHLY REPORT OF COST AND QUALITY OF COAL FOR ELECTRIC PLANTS
ORIGIN, TONNAGE, DELIVERED PRICE AND AS RECEIVED QUALITY**

1. Report for: Mo. August 2004
2. Reporting Company: Florida Power Corporation
3. Plant Name: Crystal River 1 & 2

4. Name, Title and Telephone Number of Contact
Person Concerning Data Submitted on this Form
Donna M. Davis, Director - Regulatory & Adm. Services
(727) 824-6627

5. Signature of Official Submitting Report



Donna M. Davis, Director - Regulatory & Adm. Services
Dw

6. Date Completed: October 15, 2004

**SPECIFIED
CONFIDENTIAL**

Line No.	Supplier Name	Mine Location	Shipping Point	Transportation Mode	Tons	Effective Purchase Price (\$/Ton)	Additional Shorthaul & Loading Charges (\$/Ton)	Rail Rate (\$/Ton)	Other Rail Charges (\$/Ton)	River Barge Rate (\$/Ton)	Trans-loading Rate (\$/Ton)	Ocean Barge Rate (\$/Ton)	Other Water Charges (\$/Ton)	Other Related Charges (\$/Ton)	Transportation Charges (\$/Ton)	F.O.B. Plant Price (\$/Ton)
1	AEP Coal Company, Inc.	08 , Ky , 195	Pike, Ky	UR	73,613	\$36.50	N/A	\$16.95	\$1.48	N/A	N/A	N/A	\$0.00	\$0.00	\$18.43	\$54.93
2	Consolidated Coal Sales	08 , Ky , 133	Letcher, Ky	UR	44,467	\$33.75	N/A	\$16.95	\$1.48	N/A	N/A	N/A	\$0.00	\$0.00	\$18.43	\$52.18
3	Massey Coal Sales Company, Inc.	08 , Ky , 195	Pike, Ky	UR	28,022	\$33.85	N/A	\$16.95	\$1.48	N/A	N/A	N/A	\$0.00	\$0.00	\$18.43	\$52.28
4	Transfer Facility	N/A	Plaquemines	OB	1,143	\$48.99	N/A	N/A	N/A	N/A	N/A	N/A	\$0.00	\$0.00	\$6.96	\$55.95

**MONTHLY REPORT OF COST AND QUALITY OF COAL FOR ELECTRIC PLANTS
ORIGIN, TONNAGE, DELIVERED PRICE AND AS RECEIVED QUALITY**

- 1. Report for: Mo. August 2004
- 2. Reporting Company: Florida Power Corporation
- 3. Plant Name: Crystal River 4 & 5

4. Name, Title and Telephone Number of Contact
Person Concerning Data Submitted on this Form
Donna M. Davis, Director - Regulatory & Adm. Services
(727) 824-6627

5. Signature of Official Submitting Report


Donna M. Davis, Director - Regulatory & Adm. Services

6. Date Completed: October 15, 2004

**SPECIFIED
CONFIDENTIAL**

Line No.	Supplier Name	Mine Location	Shipping Point	Transportation Mode	Tons	Effective Purchase Price (\$/Ton)	Additional Shorthaul & Loading Charges (\$/Ton)	Rail Rate (\$/Ton)	Other Rail Charges (\$/Ton)	River Barge Rate (\$/Ton)	Trans-loading Rate (\$/Ton)	Ocean Barge Rate (\$/Ton)	Other Water Charges (\$/Ton)	Other Related Charges (\$/Ton)	Transportation Charges (\$/Ton)	F.O.B. Plant Price (\$/Ton)
1	AEP Coal Company, Inc.	08 , Ky , 195	Pike, Ky	UR	57,225	\$34.75	N/A	\$16.95	\$1.48	N/A	N/A	N/A	\$0.00	\$0.00	\$18.43	\$53.18
2	Alliance Coal Sales Corp.	08 , Ky , 195	Pike, Ky	UR	48,425	\$34.68	N/A	\$16.95	\$1.48	N/A	N/A	N/A	\$0.00	\$0.00	\$18.43	\$53.11
3	Asset Management Group	08 , WV , 005	Boone, Wv	UR	18,664	\$42.00	N/A	\$18.33	\$1.48	N/A	N/A	N/A	\$0.00	\$0.00	\$19.81	\$61.81
4	Virginia Power Marketing, Inc.	08 , Ky , 195	Pike, Ky	UR	10,050	\$33.25	N/A	\$16.95	\$1.48	N/A	N/A	N/A	\$0.00	\$0.00	\$18.43	\$51.68
5	Massey Coal Sales	08 , WV , 005	Boone, Wv	UR	18,432	\$32.25	N/A	\$18.33	\$1.48	N/A	N/A	N/A	\$0.00	\$0.00	\$19.81	\$52.06
6	Progress Fuels Corporation	08 , Va , 105	Logan, Wv	UR	19,145	\$65.00	N/A	\$18.33	\$1.48	N/A	N/A	N/A	\$0.00	\$0.00	\$19.81	\$84.81
7	Progress Fuels Corporation	08 , Va , 105	Knott, Ky	UR	9,633	\$65.00	N/A	\$18.02	\$1.48	N/A	N/A	N/A	\$0.00	\$0.00	\$19.50	\$84.50
8	Transfer Facility	N/A	Plaquemines, Pa	OB	145,399	\$49.62	N/A	N/A	N/A	N/A	N/A	N/A	\$0.00	\$0.00	\$6.96	\$56.58
9	Transfer Facility	N/A	Mobile, Al	OB	32,258	\$42.23	N/A	N/A	N/A	N/A	N/A	N/A	\$0.00	\$0.00	\$6.96	\$49.19

**MONTHLY REPORT OF COST AND QUALITY OF COAL FOR ELECTRIC PLANTS
REPORT OF ADJUSTMENTS TO PREVIOUS COAL DELIVERIES**

- 1. Report for: Mo. August 2004
- 2. Reporting Company: Florida Power Corporation
- 3. Plant Name: Transfer Facility - IMT

4. Name, Title and Telephone Number of Contact
 Person Concerning Data Submitted on this Form
 Donna M. Davis, Director - Regulatory & Adm. Services
 (727) 824-6627

5. Signature of Official Submitting Report


 Donna M. Davis, Director - Regulatory & Adm. Services

6. Date Completed: October 15, 2004

**SPECIFIED
CONFIDENTIAL**

Line No.	Month Reported	Form Plant Name	Intended Generating Plant	Supplier	Original Line Number	Old Volume (tons)	Form No.	Column Title	Old Value	New Value	New F.O.B. Plant Price	Reason for Revision
(a)	(b)	(c)	(d)	(e)	(f)	(g)	(h)	(i)	(j)	(k)	(l)	(m)
1	07/04	Transfer Facility-IMT		Guasare Coal Sales Corp	9	48,123	2A	(k) Quality Adjustments		\$ 0.66	\$44.34	Quality Adjustment
2	06/04	Transfer Facility-IMT		Guasare Coal Sales Corp	6	43,011	2A	(k) Quality Adjustments		\$ 0.65	\$45.24	Quality Adjustment
3	06/04	Transfer Facility-IMT		Progress Fuels Corporation	5	25,444	2A	(k) Quality Adjustments		\$ (2.75)	\$46.19	Quality Adjustment
4	07/04	Transfer Facility-IMT		Keystone Industries, LLC	4	8,794	2A	(k) Quality Adjustments		\$ 0.33	\$58.57	Quality Adjustment
5	06/04	Transfer Facility-IMT		Central Coal Co	1	19,176	2A	(k) Quality Adjustments		\$ 1.02	\$55.71	Quality Adjustment
6	07/04	Transfer Facility-IMT		Central Coal Co	2	17,483	2A	(k) Quality Adjustments		\$ 0.66	\$55.35	Quality Adjustment
7	05/04	Transfer Facility-IMT		Central Coal Co	1	18,951	2A	(k) Quality Adjustments		\$ 0.65	\$57.30	Quality Adjustment
8	05/04	Transfer Facility-IMT		Central Coal Co	2	5,019	2A	(k) Quality Adjustments		\$ 0.21	\$55.65	Quality Adjustment

Handwritten calculation:
 $38.25 + 1.96 + 1.65 = 57.30$

**MONTHLY REPORT OF COST AND QUALITY OF COAL FOR ELECTRIC PLANTS
REPORT OF ADJUSTMENTS TO PREVIOUS COAL DELIVERIES**

1. Report for: Mo. August 2004

2. Reporting Company: Florida Power Corporation

3. Plant Name: Crystal River 1 & 2

4. Name, Title and Telephone Number of Contact
Person Concerning Data Submitted on this Form
Donna M. Davis, Director - Regulatory & Adm. Services
(727) 824-6627

5. Signature of Official Submitting Report


Donna M. Davis, Director - Regulatory & Adm. Services

6. Date Completed: October 15, 2004

**SPECIFIED
CONFIDENTIAL**

Line No.	Month Reported	Form Plant Name	Intended Generating Plant	Supplier	Original Line Number	Old Volume (tons)	Form No.	Column Title	Old Value	New Value	New F.O.B. Plant Price	Reason for Revision
(a)	(b)	(c)	(d)	(e)	(f)	(g)	(h)	(i)	(j)	(k)	(l)	(m)
1	5/04	CR1&2	CR1&2	Massey Coal Sales	3	38,785	2A	(k) Quality Adjustments		\$ (0.38)	\$51.97 /	Quality Adjustment
2	6/04	CR1&2	CR1&2	Massey Coal Sales	3	35,895	2A	(k) Quality Adjustments		\$ (0.50)	\$52.12 /	Quality Adjustment

**MONTHLY REPORT OF COST AND QUALITY OF COAL FOR ELECTRIC PLANTS
REPORT OF ADJUSTMENTS TO PREVIOUS COAL DELIVERIES**

- 1. Report for: Mo. August 2004
- 2. Reporting Company: Florida Power Corporation
- 3. Plant Name: Crystal River 4 & 5

4. Name, Title and Telephone Number of Contact
Person Concerning Data Submitted on this Form
Donna M. Davis, Director - Regulatory & Adm. Services
(727) 824-6627

5. Signature of Official Submitting Report



Donna M. Davis, Director - Regulatory & Adm. Services

6. Date Completed: October 15, 2004

**SPECIFIED
CONFIDENTIAL**

Line No.	Month Reported	Form Plant Name	Intended Generating Plant	Supplier	Original Line Number	Old Volume (tons)	Form No.	Column Title	Old Value	New Value	New F.O.B. Plant Price	Reason for Revision
(a)	(b)	(c)	(d)	(e)	(f)	(g)	(h)	(i)	(j)	(k)	(l)	(m)
1	5/04	CR4&5	CR4&5	Massey Coal Sales Co.	4	18,677	2A	(k) Quality Adjustments		\$ 1.13	\$53.24	Quality Adjustment
2	7/04	CR4&5	CR4&5	Asset Management Group	3	9,111	2A	(k) Quality Adjustments		\$ (0.96)	\$60.60	Quality Adjustment
3	6/04	CR4&5	CR4&5	Alliance Coal Sales Corp	2	37,935	2A	(k) Quality Adjustments		\$ 0.67	\$54.11	Quality Adjustment
4	7/04	CR4&5	CR4&5	Virginia Power Marketing, Inc	4	9,385	2A	(k) Quality Adjustments		\$ 0.71	\$52.14	Quality Adjustment
5	6/04	CR4&5	CR4&5	Massey Coal Sales Co.	4	15,678	2A	(k) Quality Adjustments		\$ 1.74	\$54.11	Quality Adjustment