

ORIGINAL



R. Wade Litchfield  
Senior Attorney  
Florida Authorized House Counsel  
Florida Power & Light Company  
700 Universe Boulevard  
Juno Beach, FL 33408-0420  
(561) 691-7135 (Facsimile)

RECEIVED FPSC  
04 DEC 15 PM 12:23

COMMISSION  
CLERK

December 15, 2004

Writer's Direct Dial:  
(561) 691-7101

**VIA HAND DELIVERY**

Ms. Blanca S. Bayó, Director  
Division of the Commission Clerk and  
Administrative Services  
Florida Public Service Commission  
Betty Easley Conference Center, Room 110  
2540 Shumard Oak Boulevard  
Tallahassee, Florida 32399-0850

Re: **Docket No. 040001-EI - Monthly Fuel Filings**

Dear Ms. Bayó:

Enclosed herewith for filing are the original and five (5) copies of the following monthly fuel reports for FPL:

- (a) FPSC Forms 423-1, 423-1(a), and 423-1(b) for Florida Power & Light Company for the month of September 2004;
- (b) FPSC Forms 423-2, 423-2(a), and 423-2(b) for St. Johns River Power Park (SJRPP) for the month of September 2004; and
- (c) FPSC Forms 423-2, 423-2(a), and 423-2(b) for Plant Scherer for the month of August 2004.

FPL's Request for Confidential Classification of the information removed from FPL FPSC Form 423 1(a) and SJRPP FPSC Forms 423-2, 423-2(a), and 423-2(b) is being filed under separate cover. Should you have any questions regarding this filing, please contact me at (561) 691-7101.

CMP \_\_\_\_\_  
 COM 5  
 CTR \_\_\_\_\_  
 ECR \_\_\_\_\_  
 GCL \_\_\_\_\_  
 OPC \_\_\_\_\_  
 MMS \_\_\_\_\_  
 RCA \_\_\_\_\_  
 SCR \_\_\_\_\_  
 SEC 1  
 OTH \_\_\_\_\_

Thank you for your attention to this matter, I remain,

Sincerely,

RECEIVED & FILED

FPSC-BUREAU OF RECORDS

RWL/ec  
Enclosures  
cc: Service List

R. Wade Litchfield

Doc/423 Fuel Filing/September 2004


DOCUMENT NUMBER-DAT  
13191 DEC 15 2004  
FPSC-COMMISSION CLERK

# ORIGINAL

FPSC FORM NO. 423-1

### MONTHLY REPORT OF COST AND QUALITY OF FUEL OIL FOR ELECTRIC PLANTS ORIGIN, VOLUME, DELIVERED PRICE AND AS RECEIVED QUANTITY

- 1. REPORTING MONTH: SEP YEAR: 2004
- 2. REPORTING COMPANY: FLORIDA POWER & LIGHT COMPANY

- 3. NAME, TITLE, TELEPHONE NUMBER OF CONTACT PERSON CONCERNING DATA  
SUBMITTED ON THIS FORM: KORY DUBIN, REGULATORY AFFAIRS, (305) 552-4910.
- 4. SIGNATURE OF OFFICIAL SUBMITTING REPORT: 
- 5. DATE COMPLETED: 12/07/2004

DOCUMENT NUMBER - DATE  
13191 DEC 15 08  
FPSC - COMMISSION CLERK

LINE NO	PLANT	SUPPLIER	SHIPPING POINT	PURCHASE TYPE	DELIVERY LOCATION	DELIVERY DATE	TYPE OIL	SULFUR (%)	BIU CONTENT (BTU / GAL)	VOLUME (BBL)	PRICE (\$/BBL)
1	MANATEE	SHELL	NA-TRUCK DELIVERY			09/10/2004	F06	0.00	0	108562	28.5680
2	TURKEY POINT	SHELL	NA-TRUCK DELIVERY			09/29/2004	F06	0.00	0	36090	29.0160
3	MANATEE	CONOCO	RIVER	MTC	PORT MANATEE	09/21/2004	F06	0.98	153452	147428	29.8150
4	MANATEE	FAMM	BAHAMAS	MTC	PORT MANATEE	09/02/2004	F06	0.98	151714	170246	28.7900
5	RIVIERA	SEMPRA	RIVER	MTC	RIVIERA	09/01/2004	F06	0.98	151857	127551	29.4300
6	RIVIERA	SEMPRA	RIVER	MTC	RIVIERA	09/29/2004	F06	0.97	153238	105564	29.5510
7	TURKEY POINT	SEMPRA	RIVER	MTC	FISHER ISLAND	09/21/2004	F06	0.99	153762	41848	29.7870
8	MARTIN	SHELL	RIVER	MTC	PALM BEACH	09/10/2004	F06	0.98	153238	74389	29.0680
9	MARTIN	SHELL	RIVER	MTC	PALM BEACH	09/29/2004	F06	0.96	151024	73192	29.0680
10	PT. EVERGLADES	SHELL	RIVER	MTC	PORT EVERGLADES	09/09/2004	F06	0.96	154000	34205	28.4080
11	TURKEY POINT	SHELL	RIVER	MTC	FISHER ISLAND	09/28/2004	F06	1.00	151476	36380	29.0180
12	CAPE CANAVERAL	WESTPORT	BAHAMAS	MTC	PORT CANAVERAL	09/01/2004	F06	0.95	151619	130798	28.5670
13	MANATEE	FAMM	RIVER	S	PORT MANATEE	09/24/2004	F06	0.98	153643	160069	30.4550
14	MARTIN	GLENCORE	RIVER	S	PALM BEACH	09/23/2004	F06	0.96	151524	95705	29.9100
15	TURKEY POINT	GLENCORE	RIVER	S	FISHER ISLAND	09/20/2004	F06	0.99	152167	58996	29.9100
16	PT. EVERGLADES	WPI	NORWAY	S	PORT EVERGLADES	09/21/2004	F06	0.77	150000	347997	31.3000
17	SANFORD	WPI	NEW YORK	S	JACKSONVILLE	09/28/2004	F06	0.97	150952	65766	30.3920
18	MARTIN	PORT	NA-TRUCK DELIVERY			09/19/2004	F03	N/A	N/A	1366	60.6687
19	MARTIN	PORT	NA-TRUCK DELIVERY			09/23/2004	F03	N/A	N/A	2996	61.5529
20	PT. EVERGLADES	TPSI	NA-TRUCK DELIVERY			09/24/2004	F03	N/A	N/A	44992	65.2630
21	PT. EVERGLADES	TPSI	NA-TRUCK DELIVERY			09/16/2004	F03	N/A	N/A	5077	62.7500
22	PT. EVERGLADES	AMERIGAS	NA-TRUCK DELIVERY	STC		09/09/2004	PRO	N/A	N/A	7	58.6300
23	PT. EVERGLADES	AMERIGAS	NA-TRUCK DELIVERY	STC		09/23/2004	PRO	N/A	N/A	9	56.8300
24	TURKEY POINT	AMERIGAS	NA-TRUCK DELIVERY	STC		09/09/2004	PRO	N/A	N/A	6	61.3200
25	RIVIERA	FERRELL	NA-TRUCK DELIVERY	STC		09/02/2004	PRO	N/A	N/A	4	54.8900
26	RIVIERA	FERRELL	NA-TRUCK DELIVERY	STC		09/07/2004	PRO	N/A	N/A	2	55.6500
27	RIVIERA	FERRELL	NA-TRUCK DELIVERY	STC		09/16/2004	PRO	N/A	N/A	6	55.6500

MONTHLY REPORT OF COST AND QUALITY OF FUEL OIL FOR ELECTRIC PLANTS  
ORIGIN, VOLUME, DELIVERED PRICE AND AS RECEIVED QUANTITY

1. REPORTING MONTH: SEP YEAR: 2004

2. REPORTING COMPANY: FLORIDA POWER & LIGHT COMPANY

3. NAME, TITLE TELEPHONE NUMBER OF CONTACT PERSON CONCERNING DATA  
SUBMITTED ON THIS FORM: KORY DUBIN, REGULATORY AFFAIRS, (305) 552-4910.

4. SIGNATURE OF OFFICIAL SUBMITTING REPORT: 

5. DATE COMPLETED: 12/07/2004

LINE NO	PLANT	SUPPLIER	SHIPPING POINT	PURCHASE TYPE	DELIVERY LOCATION	DELIVERY DATE	TYPE OIL	SULFUR (%)	BTU CONTENT (BTU / GAL)	VOLUME (BBLs)	PRICE (\$/BBL)
28	RIVIERA	FERRELL	NA-TRUCK DELIVERY	STC		09/20/2004	PRO	N/A	N/A	4	53.8400
29	RIVIERA	FERRELL	NA-TRUCK DELIVERY	STC		09/23/2004	PRO	N/A	N/A	1	55.3100
30	MARTIN	INDIANTOWN	NA-TRUCK DELIVERY	STC		09/08/2004	PRO	N/A	N/A	15	50.4000
31	MANATEE	SUBURBAN	NA-TRUCK DELIVERY	STC		09/19/2004	PRO	N/A	N/A	38	55.1500
32	CAPE CANAVERAL	SUBURBAN	NA-TRUCK DELIVERY	STC		09/21/2004	PRO	N/A	N/A	7	56.7800
33	MANATEE	SUBURBAN	NA-TRUCK DELIVERY	STC		09/03/2004	PRO	N/A	N/A	14	55.2300

MONTHLY REPORT OF COST AND QUALITY OF FUEL OIL FOR ELECTRIC PLANTS  
 DETAIL OF INVOICE AND TRANSPORTATION CHARGES

FPSC FORM NO. 423-1 (a)

3. NAME, TITLE, TELEPHONE NUMBER OF CONTACT PERSON CONCERNING DATA  
 SUBMITTED ON THIS FORM: KORY DUBIN, REGULATORY AFFAIRS, (305) 552-4910.

1. REPORTING MONTH: SEP YEAR: 2004

4. SIGNATURE OF OFFICIAL SUBMITTING REPORT: 

2. REPORTING COMPANY: FLORIDA POWER LIGHT COMPANY

5. DATE COMPLETED: 12/07/2004

**EDITED COPY**

(A) LINE NO.	(B) PLANT	(C) SUPPLIER	(D) DELIVERY LOCATION	(E) DELIVERY DATE	(F) TYPE OIL	(G) VOLUME (BBL)	(H) INVOICE PRICE (\$/BBL)	(I) INVOICE AMOUNT (\$)	(J) DISCOUNT (\$)	(K) NET AMOUNT (\$)	(L) NET PRICE (\$/BBL)	(M) QUALITY ADJUST. (\$/BBL)	(N) EFFECTIVE PUR PRICE (\$/BBL)	(O) TRANSP TO TERM (\$/BBL)	(P) ADDITIONAL TRANS CHGS (\$/BBL)	(Q) OTHER CHGS (\$/BBL)	(R) DELIVERED PRICE (\$/BBL)
1	PMT	SHELL		09/10/2004	F06	108562								0.0000			28.8037
2	PTF	SHELL		09/29/2004	F06	36090								0.0000			29.7989
3	PMT	CONOCO	PORT MANATEE	09/21/2004	F06	147428								0.0000			30.0507
4	PMT	FAMM	PORT MANATEE	09/02/2004	F06	170246								0.0000			29.0257
5	PRV	SEMPRA	RIVIERA	09/01/2004	F06	127551								0.0000			29.6220
6	PRV	SEMPRA	RIVIERA	09/29/2004	F06	105564								0.0000			29.7430
7	PTF	SEMPRA	FISHER ISLAND	09/21/2004	F06	41848								0.0000			30.5699
8	PMR	SHELL	PALM BEACH	09/10/2004	F06	74389								0.0000			29.5059
9	PMR	SHELL	PALM BEACH	09/29/2004	F06	73192								0.0000			29.5059
10	PPE	SHELL	PORT EVERGLADES	09/09/2004	F06	34205								0.0000			28.6522
11	PTF	SHELL	FISHER ISLAND	09/28/2004	F06	36380								0.0000			29.8009
12	PCC	WESTPORT	PORT CANAVERAL	09/01/2004	F06	130798								0.0000			29.1235
13	PMT	FAMM	PORT MANATEE	09/24/2004	F06	160069								0.0000			30.6907
14	PMR	GLENORE	PALM BEACH	09/23/2004	F06	95705								0.0000			30.3479
15	PTF	GLENORE	FISHER ISLAND	09/20/2004	F06	58996								0.0000			30.6929
16	PPE	WPI	PORT EVERGLADES	09/21/2004	F06	347997								0.0000			31.5442
17	PSN	WPI	JACKSONVILLE	09/28/2004	F06	65766								0.0000			31.6591
18	PMR	PORT		09/19/2004	F03	1366								0.0000			60.6687
19	PMR	PORT		09/23/2004	F03	2996								0.0000			61.5529
20	PFL	TPSI		09/24/2004	F03	44992								0.0000			65.2630
21	PPE	TPSI		09/16/2004	F03	5077								0.0000			62.7500
22	PPE	AMERIGAS		09/09/2004	PRO	7	58.6300	410	0	410	58.6300	0.0000	58.6300	0.0000	0.0000	0.0000	58.6300
23	PPE	AMERIGAS		09/23/2004	PRO	9	56.8300	511	0	511	56.8300	0.0000	56.8300	0.0000	0.0000	0.0000	56.8300
24	PTF	AMERIGAS		09/09/2004	PRO	6	61.3200	368	0	368	61.3200	0.0000	61.3200	0.0000	0.0000	0.0000	61.3200
25	PRV	FERRELL		09/02/2004	PRO	4	54.8900	220	0	220	54.8900	0.0000	54.8900	0.0000	0.0000	0.0000	54.8900
26	PRV	FERRELL		09/07/2004	PRO	2	55.6500	111	0	111	55.6500	0.0000	55.6500	0.0000	0.0000	0.0000	55.6500


MONTHLY REPORT OF COST AND QUALITY OF FUEL OIL FOR ELECTRIC PLANTS  
 DETAIL OF INVOICE AND TRANSPORTATION CHARGES

FPSC FORM NO. 423-1 (a)

1. REPORTING MONTH: SEP YEAR: 2004

2. REPORTING COMPANY: FLORIDA POWER LIGHT COMPANY

3. NAME, TITLE, TELEPHONE NUMBER OF CONTACT PERSON CONCERNING DATA  
 SUBMITTED ON THIS FORM: KORY DUBIN, REGULATORY AFFAIRS, (305) 552-4910.

4. SIGNATURE OF OFFICIAL SUBMITTING REPORT: 

5. DATE COMPLETED: 12/07/2004

(A) LINE NO.	(B) PLANT	(C) SUPPLIER	(D) DELIVERY LOCATION	(E) DELIVERY DATE	(F) TYPE OIL	(G) VOLUME (BBLs)	(H) INVOICE PRICE (\$/BBL)	(I) INVOICE AMOUNT (\$)	(J) DISCOUNT (\$)	(K) NET AMOUNT (\$)	(L) NET PRICE (\$/BBL)	(M) QUALITY ADJUST. (\$/BBL)	(N) EFFECTIVE PUR PRICE (\$/BBL)	(O) TRANSP TO TERM (\$/BBL)	(P) ADDITIONAL TRANS CHGS (\$/BBL)	(Q) OTHER CHGS (\$/BBL)	(R) DELIVERED PRICE (\$/BBL)
27	PRV	FERRELL		09/16/2004	PRO	6	55.6500	334	0	334	55.6500	0.0000	55.6500	0.0000	0.0000	0.0000	55.6500
28	PRV	FERRELL		09/20/2004	PRO	4	53.8400	215	0	215	53.8400	0.0000	53.8400	0.0000	0.0000	0.0000	53.8400
29	PRV	FERRELL		09/23/2004	PRO	1	55.3100	55	0	55	55.3100	0.0000	55.3100	0.0000	0.0000	0.0000	55.3100
30	PMR	INDIANTOWN		09/08/2004	PRO	15	50.4000	756	0	756	50.4000	0.0000	50.4000	0.0000	0.0000	0.0000	50.4000
31	PMT	SUBURBAN		09/19/2004	PRO	38	55.1500	2,096	0	2,096	55.1500	0.0000	55.1500	0.0000	0.0000	0.0000	55.1500
32	PCC	SUBURBAN		09/21/2004	PRO	7	56.7800	397	0	397	56.7800	0.0000	56.7800	0.0000	0.0000	0.0000	56.7800
33	PMT	SUBURBAN		09/03/2004	PRO	14	55.2300	773	0	773	55.2300	0.0000	55.2300	0.0000	0.0000	0.0000	55.2300


**MONTHLY REPORT OF COST AND QUALITY OF COAL FOR ELECTRIC PLANTS  
ORIGIN, TONNAGE, DELIVERED PRICE AND AS RECEIVED QUALITY**

1. Report For Month/Yr: **September 2004**

4. Name, Title & Telephone Number of Contact  
Person Concerning Data Submitted on this Form: **Korel M. Dubin (305-552-4910)**

2. Reporting Company: **Florida Power & Light**

5. Signature of Official Submitting Report:



3. Plant Name: **St. Johns River Power Park (SJRPP)**

6. Date Completed: **October 5, 2004**

Line No.	Supplier Name	Mine Location	Purchase Type	Transportation Mode	Tons	Effective Purchase Price (\$/Ton)	Total Trans Cost (\$/Ton)	FOB Plant Price (\$/Ton)	As Received Coal Quality			
									Sulfur Content (%)	Btu Content (%)	Ash Content (%)	Moisture Content (%)
(a)	(b)	(c)	(d)	(e)	(f)	(g)	(h)	(i)	(j)	(k)	(l)	(m)
1	Coal Marketing Company	45,IM,999	LTC	OC	38,518			49.39	0.64	11,836	7.63	11.02
2	DTE Clover, LLC	08,KY,095	LTC	UR	15,908			49.54	1.26	12,743	8.53	6.37
3	James River Coal Sales, Inc.	08,KY,095	LTC	UR	1,991			54.17	0.75	12,588	8.52	7.62

**EDITED COPY**

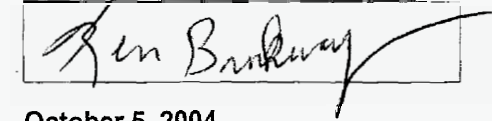
**MONTHLY REPORT OF COST AND QUALITY OF COAL FOR ELECTRIC PLANTS  
DETAIL OF INVOICE PURCHASE PRICE**

1. Report For Month/Yr: **September 2004**

4. Name, Title & Telephone Number of Contact  
Person Concerning Data Submitted on this Form: **Korel M. Dubin (305-552-4910)**

2. Reporting Company: **Florida Power & Light**

5. Signature of Official Submitting Report:



3. Plant Name: **St. Johns River Power Park (SJRPP)**

6. Date Completed:

**October 5, 2004**

Line No.	Supplier Name	Mine Location	Purchase Type	Tons	FOB Mine Price (\$/Ton)	Short Haul & Loading Charge	Original Invoice Price (\$/Ton)	Retro-active Price Increases (\$/Ton)	Base Price (\$/Ton)	Quality Adjustments (\$/Ton)	Effective Purchase Price (\$/Ton)
(a)	(b)	(c)	(d)	(e)	(f)	(g)	(h)	(i)	(j)	(k)	(l)
1	Coal Marketing Company	45,IM,999	LTC	38,518		0.00		0.00		0.00	
2	DTE Clover, LLC	08,KY,095	LTC	15,908		0.00		0.00		0.00	
3	James River Coal Sales, Inc.	08,KY,095	LTC	1,991		0.00		0.00		0.00	

**EDITED COPY**


**MONTHLY REPORT OF COST AND QUALITY OF COAL FOR ELECTRIC PLANTS  
DETAIL OF TRANSPORTATION CHARGES**

1. Report For Month/Yr: **September 2004**

4. Name, Title & Telephone Number of Contact  
Person Concerning Data Submitted on this Form: **Korel M. Dubin (305-552-4910)**

2. Reporting Company: **Florida Power & Light**

5. Signature of Official Submitting Report:



3. Plant Name: **St. Johns River Power Park (SJRPP)**

6. Date Completed: **October 5, 2004**

Line No.	Supplier Name	Mine Location	Shipping Point	Transportation Mode	Tons	Effective Purchase Price (\$/Ton)	Short Haul & Loading Charge (\$/Ton)	Rail Charges		Waterborne Charges					Total Transport Charges (\$/Ton)	FOB Plant Price (\$/Ton)
								Rail Rate (\$/Ton)	Other Rail Charges (\$/Ton)	River Barge Rate (\$/Ton)	Trans-loading Rate (\$/Ton)	Ocean Barge Rate (\$/Ton)	Other Water Charges (\$/Ton)	Related Charges (\$/Ton)		
(a)	(b)	(c)	(d)	(e)	(f)	(g)	(h)	(i)	(j)	(k)	(l)	(m)	(n)	(o)	(p)	(q)
1	Coal Marketing Company	45,IM,999	EL CERREJON	OC	38,518		0.00	0.00	0.00	0.00	0.00	0.00	0.00	0.00		49.39
2	DTE Clover, LLC	08,KY,095	CLOVER DTE	UR	15,908		0.00	0.00	0.00	0.00	0.00	0.00	0.00	0.00		49.54
3	James River Coal Sales, Inc.	08,KY,095	BLUE DIAMOND	UR	1,991		0.00	0.00	0.00	0.00	0.00	0.00	0.00	0.00		54.17

**EDITED COPY**



**MONTHLY REPORT OF COST AND QUALITY OF COAL FOR ELECTRIC PLANTS  
ORIGIN, TONNAGE, DELIVERED PRICE, AND AS RECEIVED QUALITY**

1. Reporting Month: **August** Year: **2004**  
 2. Reporting Company: **FLORIDA POWER & LIGHT COMPANY**  
 3. Plant Name: **R.W.SCHERER**

4. Name, Title & Telephone Number of Contact Person Concerning Data  
 Submitted on this Form: Korel M. Dubin  
 (305) 552-4910  
 5. Signature of Official Submitting Report:  
 6. Date Completed: 15-Oct-04



<u>Line No.</u> (a)	<u>Supplier Name</u> (b)	<u>Mine Location</u> (c)	<u>Purchase Type</u> (d)	<u>Transport Mode</u> (e)	<u>Tons</u> (f)	<u>Purchase Price (\$/Ton)</u> (g)	<u>Effective Transport Charges (\$/Ton)</u> (h)	<u>Total FOB Plant Price (\$/Ton)</u> (i)	<u>Sulfur Content (%)</u> (j)	<u>Btu Content (Btu/lb)</u> (k)	<u>Ash Content (%)</u> (l)	<u>Moisture Content (%)</u> (m)
(1)	ARCH COAL SALES	19WY/5	S	UR	69,195.03	6.819	19.92	26.739	0.28	8,833	5.41	26.84
(2)	KENNECOTT COAL SALES	19WY/5	S	UR	33,293.29	6.557	20.00	26.557	0.43	8,727	5.76	27.60
(3)	KENNECOTT COAL SALES	19WY/5	S	UR	8,359.77	7.615	19.83	27.445	0.24	8,889	5.38	25.63
(4)	KENNECOTT COAL SALES	19WY/5	S	UR	5,571.53	6.773	20.03	26.803	0.43	8,774	5.52	27.66
(5)	KENNECOTT COAL SALES	19WY/5	S	UR	19,540.30	7.757	19.97	27.727	0.28	8,865	5.55	25.85
(6)	POWDER RIVER COAL	19WY/5	S	UR	52,463.86	7.798	19.96	27.758	0.21	8,848	4.53	26.75
(7)	KENNECOTT COAL SALES	19WY/5	S	UR	43,738.35	6.218	19.87	26.088	0.44	8,796	5.49	27.60
(8)	PEABODY COAL TRADE	19WY/5	S	UR	28,863.75	6.698	10.72	17.418	0.30	8,891	5.54	25.81
(9)	RAG COAL WEST	19WY/5	S	UR	19,550.36	5.825	25.28	31.105	0.28	8,384	4.46	30.30
(10)	CONSTELLATION POWER	19WY/5	S	UR	7,252.48	5.940	20.00	25.940	0.27	8,888	4.89	21.45

**MONTHLY REPORT OF COST AND QUALITY OF COAL FOR ELECTRIC PLANTS  
DETAILED PURCHASED COAL INVOICE INFORMATION**

1. Reporting Month: **August** Year: **2004**  
 2. Reporting Company: **FLORIDA POWER & LIGHT COMPANY**  
 3. Plant Name: **R.W.SCHERER**

4. Name, Title & Telephone Number of Contact Person Concerning Data  
 Submitted on this Form: Korel M. Dubin  
 (305) 552-4910

5. Signature of Official Submitting Report:



6. Date Completed: 15-Oct-04

<u>Line No.</u> (a)	<u>Supplier Name</u> (b)	<u>Mine Location</u> (c)	<u>Purch. Type</u> (d)	<u>Tons</u> (e)	<u>FOB Mine Price (\$/Ton)</u> (f)	<u>Shorthaul &amp; Loading Charges (\$/Ton)</u> (g)	<u>Original Invoice Price (\$/Ton)</u> (h)	<u>Retroactive Price Increase (\$/Ton)</u> (i)	<u>Base Price (\$/Ton)</u> (j)	<u>Quality Adjustments (\$/Ton)</u> (k)	<u>Effective Purchase Price (\$/Ton)</u> (l)
(1)	ARCH COAL SALES	19/WY/5	S	69,195.03	6.795	-	6.795	-	6.795	0.024	6.819
(2)	KENNECOTT COAL SALES	19/WY/5	S	33,293.29	6.538	-	6.538	-	6.538	0.019	6.557
(3)	KENNECOTT COAL SALES	19/WY/5	S	8,359.77	7.544	-	7.544	-	7.544	0.071	7.615
(4)	KENNECOTT COAL SALES	19/WY/5	S	5,571.53	6.720	-	6.720	-	6.720	0.053	6.773
(5)	KENNECOTT COAL SALES	19/WY/5	S	19,540.30	7.704	-	7.704	-	7.704	0.053	7.757
(6)	POWDER RIVER COAL	19/WY/5	S	52,463.86	7.758	-	7.758	-	7.758	0.040	7.798
(7)	KENNECOTT COAL SALES	19/WY/5	S	43,738.35	6.153	-	6.153	-	6.153	0.065	6.218
(8)	PEABODY COAL TRADE	19/WY/5	S	28,863.75	6.634	-	6.634	-	6.634	0.064	6.698
(9)	RAG COAL WEST	19/WY/5	S	19,550.36	5.885	-	5.885	-	5.885	(0.060)	5.825
(10)	CONSTELLATION POWER	19/WY/5	S	7,252.48	5.885	-	5.885	-	5.885	0.055	5.940

**MONTHLY REPORT OF COST AND QUALITY OF COAL FOR ELECTRIC PLANTS  
DETAILED TRANSPORTATION INVOICE INFORMATION**

1. Reporting Month: **August** Year: **2004**  
 2. Reporting Company: **FLORIDA POWER & LIGHT COMPANY**  
 3. Plant Name: **R.W.SCHERER**

4. Name, Title & Telephone Number of Contact Person Concerning Data  
 Submitted on this Form: **Korel M. Dubin**  
 (305) 552-4910

5. Signature of Official Submitting Report: 

6. Date Completed: **15-Oct-04**

Line No.	Supplier Name	Mine Location	Shipping Point	Transport Mode	Tons	Effective Purchase Price (\$/Ton)	Additional Shorthaul & Loading Charges (\$/Ton)	Rail Charges		Waterborne Charges				Other Related Charges (\$/Ton)	Total Transportation Charges (\$/Ton)	FOB Plant Price (\$/Ton)
								Rail Rate (\$/Ton)	Other Rail Charges (\$/Ton)	River Barge Rate (\$/Ton)	Trans-loading Rate (\$/Ton)	Ocean Barge Rate (\$/Ton)	Other Water Charges (\$/Ton)			
(a)	(b)	(c)	(d)	(e)	(f)	(g)	(h)	(i)	(j)	(k)	(l)	(m)	(n)	(o)	(p)	(q)
(1)	ARCH COAL SALES	19/WY/5	THUNDER JCT, WY	UR	69,195.03	6.819		19.92	-						19.92	26.739
(2)	KENNECOTT COAL SALES	19/WY/5	JACOBS JCT, WY	UR	33,293.29	6.557		20.00	-						20.00	26.557
(3)	KENNECOTT COAL SALES	19/WY/5	CONVERSE JCT, WY	UR	8,359.77	7.615		19.83	-						19.83	27.445
(4)	KENNECOTT COAL SALES	19/WY/5	JACOBS JCT, WY	UR	5,571.53	6.773		20.03	-						20.03	26.803
(5)	KENNECOTT COAL SALES	19/WY/5	CONVERSE JCT, WY	UR	19,540.30	7.757		19.97	-						19.97	27.727
(6)	POWDER RIVER COAL	19/WY/5	NACCO JCT, WY	UR	52,463.86	7.798		19.96	-						19.96	27.758
(7)	KENNECOTT COAL SALES	19/WY/5	JACOBS JCT, WY	UR	43,738.35	6.218		19.87	-						19.87	26.088
(8)	PEABODY COAL TRADE	19/WY/5	CONVERSE JCT, WY	UR	28,863.75	6.698		10.72	-						10.72	17.418
(9)	RAG COAL WEST	19/WY/5	EAGLE JCT, WY	UR	19,550.36	5.825		25.28	-						25.28	31.105
(10)	CONSTELLATION POWER	19/WY/5	CONVERSE JCT, WY	UR	7,252.48	5.940		20.00	-						20.00	25.940

## CERTIFICATE OF SERVICE

I, THE UNDERSIGNED COUNSEL, HEREBY CERTIFY that copies of Florida Power & Light Company's forms 423-1, 423-1(a) edited, and 423-1(b) for the month of September, 2004, copies of St. Johns River Power Park edited forms 423-2, 423-2(a), and 423-2(b) for the month of September, 2004; and copies of Plant Scherer forms 423-2, 423-2(a), and 423-2(b) for the month of August, 2004 have been served via first class mail, postage prepaid to the parties listed below, this 15<sup>th</sup> day of December, 2004

Adrienne Vining, Esq.  
Division of Legal Services  
Florida Public Service Commission  
2540 Shumard Oak Blvd.  
Tallahassee, Florida 32399-0850

Lee L. Willis, Esq.  
James D. Beasley, Esq.  
Ausley & McMullen  
Attorneys for TECO  
P.O. Box 391  
Tallahassee, Florida 32302

Patricia Christensen, Esq.  
Office of Public Counsel  
111 West Madison Street  
Room 812  
Tallahassee, Florida 32399


James A. McGee, Esq.  
Progress Energy Florida, Inc.  
P.O. Box 14042  
St. Petersburg, Florida 33733

Norman H. Horton, Esq.  
Floyd R. Self, Esq.  
Messer, Caparello & Self  
Attorneys for FPUC  
P.O. Box 1876  
Tallahassee, Florida 32302-1876

Joseph A. McGlothlin, Esq.  
Vicki Gordon Kaufman, Esq.  
McWhirter, Reeves, McGlothlin,  
Davidson, et al.  
Attorneys for FIPUG  
117 South Gadsden Street  
Tallahassee, Florida 32301

John W. McWhirter, Jr., Esq.  
McWhirter, Reeves, McGlothlin,  
Davidson, et al.  
Attorneys for FIPUG  
400 North Tampa Street, Suite 2450  
Tampa, Florida 33602

Jeffrey A. Stone, Esq.  
Russell A. Badders, Esq.  
Beggs & Lane  
Attorneys for Gulf Power  
P.O. Box 12950  
Pensacola, Florida 32591-2950

  
R. Wade Litchfield