



JAMES A. MCGEE

ASSOCIATE GENERAL COUNSEL
PROGRESS ENERGY SERVICE CO., LLC

December 22, 2004

Ms. Blanca S. Bayó, Director
Division of the Commission Clerk
and Administrative Services
Florida Public Service Commission
2540 Shumard Oak Boulevard
Tallahassee, Florida 32399-0850

Re: Docket No. 040001-EI

Dear Ms. Bayó:

Enclosed for filing on behalf of Progress Energy Florida, Inc. are an original plus ten (10) copies of FPSC 423 forms for the month of October 2004. Forms 423-1A, 423-2, 423-2A, 423-2B, and 423-2C contained in this filing have been edited to delete certain confidential information. Progress Energy Florida, Inc.'s Request for Specified Confidential Treatment, which includes an unedited copy of the 423 forms, has been submitted for filing this date under separate cover.

Please acknowledge your receipt and filing of the above on the enclosed copy of this letter and return same to me.

Very truly yours,

A handwritten signature in black ink, appearing to read 'James A. McGee', written over a horizontal line.

James A. McGee

JAM:at
Enclosures
cc: Parties of record

DOCUMENT NUMBER-DATE
13452 DEC 23 2004
FPSC-COMMISSION CLERK

Progress Energy Florida, Inc.

CERTIFICATE OF SERVICE

Docket No. 040001-EI

I HEREBY CERTIFY that a true copy of Progress Energy Florida, Inc.'s FPSC 423 Forms for the month of October 2004 have been furnished to the following individuals by regular U.S. Mail this 22nd day of December 2004.


John Butler
Steel, Hector & Davis
200 S. Biscayne Blvd.
Suite 4000
Tallahassee, FL 32301-1804

John McWhirter, Jr.
McWhirter, Reeves et al.
400 North Tampa Street
Suite 2450
Tampa, FL 33601

Jeffrey A. Stone, Esquire
Russell A. Badders, Esquire
Beggs and Lane
P. O. Box 12950
Pensacola, FL 32576-2950

Norman Horton, Jr., Esquire
Messer, Caparello & Self
P. O. Box 1876
Tallahassee, FL 32302

Lee L. Willis, Esquire
James D. Beasley, Esquire
Ausley & McMullen
P. O. Box 391
Tallahassee, FL 32302



Attorney

Wm. Cochran Keating, IV
Office of the General Counsel
Economic Regulation Section
Florida Public Service Commission
2540 Shumard Oak Boulevard
Tallahassee, FL 32399-0850

Robert Vandiver, Esquire
Office of the Public Counsel
C/o The Florida Legislature
111 West Madison Street
Room 812
Tallahassee, FL 32399-1400


Vicki Gordon Kaufman, Esquire
McWhirter, Reeves
117 S. Gadsden Street
Tallahassee, FL 32301

MONTHLY REPORT OF COST AND QUALITY OF COAL FOR ELECTRIC PLANTS
ORIGIN, TONNAGE, DELIVERED PRICE AND AS RECEIVED QUALITY

- 1. Report for: Mo. October 2004
- 2. Reporting Company: Florida Power Corporation
- 3. Plant Name: McDuffie Coal Terminal

4. Name, Title and Telephone Number of Contact
Person Concerning Data Submitted on this Form
Donna M. Davis, Director - Regulatory & Adm. Service
(727) 824-6627

5. Signature of Official Submitting Report


Donna M. Davis, Director - Regulatory & Adm. Services

6. Date Completed: December 15, 2004

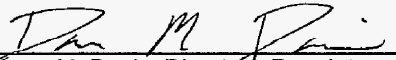
Line No.	Supplier Name	Mine Location	Purchase Type	Transportation Mode	Tons	Effective Purchase Price (\$/Ton)	Total Transportation Cost (\$/Ton)	F.O.B. Plant Price (\$/Ton)	As Received Coal Quality			
									Percent Sulfur (%)	Btu Content (Btu/lb)	Percent Ash (%)	Percent Moisture (%)
(a)	(b)	(c)	(d)	(e)	(f)	(g)	(h)	(i)	(j)	(k)	(l)	(m)
1	Drummond Coal Sales, Inc.	25 , IM , 999	S	GB	14,997			\$ 43.35	0.52	12,006	4.12	10.71

MONTHLY REPORT OF COST AND QUALITY OF COAL FOR ELECTRIC PLANTS
ORIGIN, TONNAGE, DELIVERED PRICE AND AS RECEIVED QUALITY

- 1. Report for: Mo. October 2004
- 2. Reporting Company: Florida Power Corporation
- 3. Plant Name: Transfer Facility - IMT

4. Name, Title and Telephone Number of Contact
Person Concerning Data Submitted on this Form
Donna M. Davis, Director - Regulatory & Adm. Services
(727) 824-6627

5. Signature of Official Submitting Report


Donna M. Davis, Director - Regulatory & Adm. Services
DW

6. Date Completed: December 15, 2004

Line No.	Supplier Name	Mine Location	Purchase Type	Transportation Mode	Tons	Effective Purchase Price (\$/Ton)	Total Transportation Cost (\$/Ton)	F.O.B. Plant Price (\$/Ton)	As Received Coal Quality			
									Percent Sulfur (%)	Btu Content (Btu/lb)	Percent Ash (%)	Percent Moisture (%)
(a)	(b)	(c)	(d)	(e)	(f)	(g)	(h)	(i)	(j)	(k)	(l)	(m)
1	Central Coal Co.	8 , Wv , 39	S	B	20,464			\$ 54.69	0.69	12,367	11.75	6.18
2	Central Coal Co.	8 , Wv , 39	S	B	5,415			\$ 55.44	0.60	12,362	10.71	7.86
3	Keystone Coal Company	8 , Wv , 39	S	B	8,918			\$ 58.24	0.67	12,161	12.77	6.42
4	Progress Fuels Corporation	8 , Wv , 39	S	B	27,890			\$ 48.94	0.66	12,423	11.35	6.81
5	Progress Fuels Corporation	8 , Ky , 127	S	B	3,128			\$ 48.94	0.64	11,996	11.92	7.95
6	Emerald Coal Sales	10 , IL , 55	S	B	31,846			\$ 71.29	1.10	11,854	7.01	11.80

MONTHLY REPORT OF COST AND QUALITY OF COAL FOR ELECTRIC PLANTS
ORIGIN, TONNAGE, DELIVERED PRICE AND AS RECEIVED QUALITY

- 1. Report for: Mo. October 2004
- 2. Reporting Company: Florida Power Corporation
- 3. Plant Name: Crystal River 1 & 2

4. Name, Title and Telephone Number of Contact
Person Concerning Data Submitted on this Form
Donna M. Davis, Director - Regulatory & Adm. Services
(727) 824-6627

5. Signature of Official Submitting Report


Donna M. Davis, Director - Regulatory & Adm. Services

6. Date Completed: December 15, 2004

Line No.	Supplier Name	Mine Location	Purchase Type	Transportation Mode	Tons	Effective Purchase Price (\$/Ton)	Total Transportation Cost (\$/Ton)	F.O.B. Plant Price (\$/Ton)	As Received Coal Quality			
									Percent Sulfur (%)	Btu Content (Btu/lb)	Percent Ash (%)	Percent Moisture (%)
(a)	(b)	(c)	(d)	(e)	(f)	(g)	(h)	(i)	(j)	(k)	(l)	(m)
1	Central Appalachian Mining, formerly	08 , Ky , 195	MTC	UR	29,589			\$54.42	1.04	12,505	10.38	6.33
2	Central Appalachian Mining, formerly	08 , Ky , 195	MTC	UR	19,207			\$81.27	1.13	12,471	10.76	6.26
3	Consolidated Coal Sales	08 , Ky , 133	MTC	UR	54,469			\$52.62	1.19	12,520	10.04	6.18
4	Massey Coal Sales Company, Inc.	08 , Ky , 195	MTC	UR	47,714			\$51.77	1.21	12,497	10.02	6.50
5	Progress Fuels Corporation	08 , Ky , 193	S	UR	37,519			\$80.99	0.74	12,661	11.15	4.49
6	Alpha Natural Resources	08 Ky 133	S	UR	10,875			\$57.74	1.22	12,331	11.02	6.78
7	Central Coal Company	08 Wv 005	S	UR	11,011			\$60.80	0.71	12,205	10.57	7.81
8	Transfer Facility	00 N/A 000	N/A	OB	28,996			\$75.37	1.00	12,068	7.01	10.75

MONTHLY REPORT OF COST AND QUALITY OF COAL FOR ELECTRIC PLANTS
ORIGIN, TONNAGE, DELIVERED PRICE AND AS RECEIVED QUALITY

- 1. Report for: Mo. October 2004
- 2. Reporting Company: Florida Power Corporation
- 3. Plant Name: Crystal River 4 & 5

4. Name, Title and Telephone Number of Contact
Person Concerning Data Submitted on this Form
Donna M. Davis, Director - Regulatory & Adm. Services
(727) 824-6627

5. Signature of Official Submitting Report


Donna M. Davis, Director - Regulatory & Adm. Services

6. Date Completed: December 15, 2004

Line No.	Supplier Name	Mine Location	Purchase Type	Transportation Mode	Tons	Effective Purchase Price (\$/Ton)	Total Transportation Cost (\$/Ton)	F.O.B. Plant Price (\$/Ton)	As Received Coal Quality			
									Percent Sulfur (%)	Btu Content (Btu/lb)	Percent Ash (%)	Percent Moisture (%)
(a)	(b)	(c)	(d)	(e)	(f)	(g)	(h)	(i)	(j)	(k)	(l)	(m)
1	Central Appalachian Mining, formerly	08 , Ky , 195	MTC	UR	39,626			\$52.67	0.68	12,524	10.25	6.60
2	Alliance Coal Sales Corp.	08 , Ky , 195	MTC	UR	56,951			\$52.60	0.68	12,743	8.43	6.25
3	Asset Management Group	08 , WV , 005	S	UR	18,652			\$61.30	0.65	12,583	10.22	5.69
4	Virginia Power Marketing, Inc.	08 , Ky , 195	MTC	UR	10,199			\$51.17	0.67	12,521	8.46	7.80
5	Massey Coal Sales	08 , Wv , 005	MTC	UR	26,779			\$51.55	0.72	12,191	12.97	6.33
6	Transfer Facility	00 N/A 000	N/A	OB	204,728			\$63.13	0.66	12,057	8.11	9.80
7	Transfer Facility	00 N/A 000	N/A	OB	14,997			\$50.43	0.52	12,006	4.12	10.71

MONTHLY REPORT OF COST AND QUALITY OF COAL FOR ELECTRIC PLANTS
ORIGIN, TONNAGE, DELIVERED PRICE AND AS RECEIVED QUALITY

- 1. Report for: Mo. October 2004
- 2. Reporting Company: Florida Power Corporation
- 3. Plant Name: McDuffie Coal Terminal

4. Name, Title and Telephone Number of Contact
Person Concerning Data Submitted on this Form
Donna M. Davis, Director - Regulatory & Adm. Services
(727) 824-6627

5. Signature of Official Submitting Report



Donna M. Davis, Director - Regulatory & Adm. Services


6. Date Completed: December 15, 2004

Line No.	Supplier Name	Mine Location	Purchase Type	Tons	F.O.B. Mine Price (\$/Ton)	Short Haul & Loading Charges (\$/Ton)	Original Invoice Price (\$/Ton)	Retro-active Price Increases (\$/Ton)	Base Price (\$/Ton)	Quality Adjustments (\$/Ton)	Effective Purchase Price (\$/Ton)
(a)	(b)	(c)	(d)	(e)	(f)	(g)	(h)	(i)	(j)	(k)	(l)
1	Drummond Coal Sales, Inc.	25 , IM , 999	S	14,997	██████████	\$ -	██████████	██████████	██████████	██████████	██████████

MONTHLY REPORT OF COST AND QUALITY OF COAL FOR ELECTRIC PLANTS
ORIGIN, TONNAGE, DELIVERED PRICE AND AS RECEIVED QUALITY

- 1. Report for: Mo. October 2004
- 2. Reporting Company: Florida Power Corporation
- 3. Plant Name: Transfer Facility - IMT

4. Name, Title and Telephone Number of Contact
Person Concerning Data Submitted on this Form
Donna M. Davis, Director - Regulatory & Adm. Services
(727) 824-6627

5. Signature of Official Submitting Report

Donna M. Davis, Director - Regulatory & Adm. Services

6. Date Completed: December 15, 2004


Line No.	Supplier Name	Mine Location	Purchase Type	Tons	F.O.B. Mine Price (\$/Ton)	Short Haul & Loading Charges (\$/Ton)	Original Invoice Price (\$/Ton)	Retro-active Price Inc(Dec) (\$/Ton)	Base Price (\$/Ton)	Quality Adjust-ments (\$/Ton)	Effective Purchase Price (\$/Ton)
(a)	(b)	(c)	(d)	(e)	(f)	(g)	(h)	(i)	(j)	(k)	(l)
1	Central Coal Co.	08 , Wv ,	39 S	20,464		\$0.00					
2	Central Coal Co.	08 , Wv ,	39 S	5,415		\$0.00					
3	Keystone Coal Company	08 , Wv ,	39 S	8,918		\$0.00					
4	Progress Fuels Corporation	08 , Wv ,	39 S	27,890		\$0.00					
5	Progress Fuels Corporation	08 , Ky ,	127 S	3,128		\$0.00					
6	Emerald Coal Sales	10 , IL ,	55 S	31,846		\$0.00					

MONTHLY REPORT OF COST AND QUALITY OF COAL FOR ELECTRIC PLANTS
ORIGIN, TONNAGE, DELIVERED PRICE AND AS RECEIVED QUALITY

- 1. Report for: Mo. October 2004
- 2. Reporting Company: Florida Power Corporation
- 3. Plant Name: Crystal River 1 & 2

4. Name, Title and Telephone Number of Contact
Person Concerning Data Submitted on this Form
Donna M. Davis, Director - Regulatory & Adm. Services
(727) 824-6627

5. Signature of Official Submitting Report


Donna M. Davis, Director - Regulatory & Adm. Services
DM

6. Date Completed: December 15, 2004


Line No.	Supplier Name	Mine Location	Purchase Type	Tons	F.O.B. Mine Price (\$/Ton)	Short Haul & Loading Charges (\$/Ton)	Original Invoice Price (\$/Ton)	Retro-active Price Increases (\$/Ton)	Base Price (\$/Ton)	Quality Adjust-ments (\$/Ton)	Effective Purchase Price (\$/Ton)
(a)	(b)	(c)	(d)	(e)	(f)	(g)	(h)	(i)	(j)	(k)	(l)
1	Central Appalachian Mining, formerly	08 , Ky ,	195 MTC	29,589		\$0.00					
2	Central Appalachian Mining, formerly	08 , Ky ,	195 MTC	19,207		\$0.00					
3	Consolidated Coal Sales	08 , Ky ,	133 MTC	54,469		\$0.00					
4	Massey Coal Sales Company, Inc.	08 , Ky ,	195 MTC	47,714		\$0.00					
5	Progress Fuels Corporation	08 , Ky ,	193 S	37,519		\$0.00					
6	Alpha Natural Resources	08 Ky	133 S	10,875		\$0.00					
7	Central Coal Company	08 Wv	005 S	11,011		\$0.00					
8	Transfer Facility	00 N/A	000 N/A	28,996		\$0.00					

MONTHLY REPORT OF COST AND QUALITY OF COAL FOR ELECTRIC PLANTS
ORIGIN, TONNAGE, DELIVERED PRICE AND AS RECEIVED QUALITY

- 1. Report for: Mo. October 2004
- 2. Reporting Company: Florida Power Corporation
- 3. Plant Name: Crystal River 4 & 5

4. Name, Title and Telephone Number of Contact
Person Concerning Data Submitted on this Form
Donna M. Davis, Director - Regulatory & Adm. Services
(727) 824-6627

5. Signature of Official Submitting Report


Donna M. Davis, Director - Regulatory & Adm. Services

6. Date Completed: December 15, 2004

Line No.	Supplier Name	Mine Location	Purchase Type	Tons	F.O.B. Mine Price (\$/Ton)	Short Haul & Loading Charges (\$/Ton)	Original Invoice Price (\$/Ton)	Retro-active Price Increases (\$/Ton)	Base Price (\$/Ton)	Quality Adjustments (\$/Ton)	Effective Purchase Price (\$/Ton)
(a)	(b)	(c)	(d)	(e)	(f)	(g)	(h)	(i)	(j)	(k)	(l)
1	Central Appalachian Mining, formerly	08 , Ky , 195	MTC	39,626		\$0.00					
2	Alliance Coal Sales Corp.	08 , Ky , 195	MTC	56,951		\$0.00					
3	Asset Management Group	08 , WV , 005	S	18,652		\$0.00					
4	Virginia Power Marketing, Inc.	08 , Ky , 195	MTC	10,199		\$0.00					
5	Massey Coal Sales	08 , Wv , 005	MTC	26,779		\$0.00					
6	Transfer Facility	00 N/A 000	N/A	204,728		\$0.00					
7	Transfer Facility	00 N/A 000	N/A	14,997		\$0.00					

MONTHLY REPORT OF COST AND QUALITY OF COAL FOR ELECTRIC PLANTS
ORIGIN, TONNAGE, DELIVERED PRICE AND AS RECEIVED QUALITY

- 1. Report for: Mo. October 2004
- 2. Reporting Company: Florida Power Corporation
- 3. Plant Name: McDuffie Coal Terminal

4. Name, Title and Telephone Number of Contact Person Concerning Data Submitted on this Form
Donna M. Davis, Director - Regulatory & Adm. Services
(727) 824-6627

5. Signature of Official Submitting Report


Donna M. Davis, Director - Regulatory & Adm. Services

6. Date Completed: December 15, 2004

Line No	Supplier Name	Mine Location	Shipping Point	Transportation Mode	Tons	Effective Purchase Price (\$/Ton)	Additional Shorthaul Charges (\$/Ton)	Rail Rate (\$/Ton)	Other Rail Charges (\$/Ton)	River Barge Rate (\$/Ton)	Trans-loading Barge Rate (\$/Ton)	Ocean Barge Rate (\$/Ton)	Other Water Charges (\$/Ton)	Other Related Charges (\$/Ton)	Transportation Charges (\$/Ton)	F.O.B. Plant Price (\$/Ton)
(a)	(b)	(c)	(d)	(e)	(f)	(g)	(h)	(i)	(j)	(k)	(l)	(m)	(n)	(o)	(p)	(q)
1	Drummond Coal Sales, Inc.	25 IM, 999	Pike, Ky	GB	14,997	██████████	N/A	██████████	\$ -	N/A	N/A	N/A	\$ -	\$ -	██████████	\$ 43.35

MONTHLY REPORT OF COST AND QUALITY OF COAL FOR ELECTRIC PLANTS
ORIGIN, TONNAGE, DELIVERED PRICE AND AS RECEIVED QUALITY

- 1. Report for: Mo. October 2004
- 2. Reporting Company: Florida Power Corporation
- 3. Plant Name: Transfer Facility - IMT

4. Name, Title and Telephone Number of Contact
Person Concerning Data Submitted on this Form
Donna M. Davis, Director - Regulatory & Adm. Services
(727) 824-6627

5. Signature of Official Submitting Report


Donna M. Davis, Director - Regulatory & Adm. Services

6. Date Completed: December 15, 2004


Line No.	Supplier Name	Mine Location	Shipping Point	Transportation Mode	Tons	Effective Purchase Price (\$/Ton)	Additional Shorthaul & Loading Charges (\$/Ton)	Rail Rate (\$/Ton)	Other Rail Charges (\$/Ton)	River Barge Rate (\$/Ton)	Trans-loading Rate (\$/Ton)	Ocean Barge Rate (\$/Ton)	Other Water Charges (\$/Ton)	Other Related Charges (\$/Ton)	Transportation Charges (\$/Ton)	F.O.B. Plant Price (\$/Ton)
(a)	(b)	(c)	(d)	(e)	(f)	(g)	(h)	(i)	(j)	(k)	(l)	(m)	(n)	(o)	(p)	(q)
1	Central Coal Co.	08 , Wv , 39	Kanawha,Wv	B	20,464		N/A	N/A	N/A	N/A	N/A	N/A	N/A	N/A		\$54.69
2	Central Coal Co.	08 , Wv , 39	Kanawha,Wv	B	5,415		N/A	N/A	N/A	N/A	N/A	N/A	N/A	N/A		\$55.44
3	Keystone Coal Company	08 , Wv , 39	Kanawha,Wv	B	8,918		N/A	N/A	N/A	N/A	N/A	N/A	N/A	N/A		\$58.24
4	Progress Fuels Corporation	08 , Wv , 39	Kanawha,Wv	B	27,890		N/A	N/A	N/A	N/A	N/A	N/A	N/A	N/A		\$48.94
5	Progress Fuels Corporation	08 , Ky , 127	Big Sandy, Ky	B	3,128		N/A	N/A	N/A	N/A	N/A	N/A	N/A	N/A		\$48.94
6	Emerald Coal Sales	10 , IL , 55	Franklin, IL	B	31,846		N/A	N/A	N/A	N/A	N/A	N/A	N/A	N/A		\$71.29

MONTHLY REPORT OF COST AND QUALITY OF COAL FOR ELECTRIC PLANTS
ORIGIN, TONNAGE, DELIVERED PRICE AND AS RECEIVED QUALITY

- 1. Report for: Mo. October 2004
- 2. Reporting Company: Florida Power Corporation
- 3. Plant Name: Crystal River 1 & 2

4. Name, Title and Telephone Number of Contact
Person Concerning Data Submitted on this Form
Donna M. Davis, Director - Regulatory & Adm. Services
(727) 824-6627

5. Signature of Official Submitting Report


Donna M. Davis, Director - Regulatory & Adm. Services

6. Date Completed: December 15, 2004

Line No.	Supplier Name	Mine Location	Shipping Point	Transportation Mode	Tons	Effective Purchase Price (\$/Ton)	Additional Shorthaul & Loading Charges (\$/Ton)	Rail Rate (\$/Ton)	Other Rail Charges (\$/Ton)	River Barge Rate (\$/Ton)	Trans-loading Rate (\$/Ton)	Ocean Barge Rate (\$/Ton)	Other Water Charges (\$/Ton)	Other Related Charges (\$/Ton)	Transportation Charges (\$/Ton)	F.O.B. Plant Price (\$/Ton)
1	Central Appalachian Mining, formerly AEP	08 , Ky , 195	Pike, Ky	UR	29,589		N/A			N/A	N/A	N/A	\$0.00	\$0.00		\$54.42
2	Central Appalachian Mining, formerly AEP	08 , Ky , 195	Pike, Ky	UR	19,207		N/A			N/A	N/A	N/A	\$0.00	\$0.00		\$81.27
3	Consolidated Coal Sales	08 , Ky , 133	Letcher, Ky	UR	54,469		N/A			N/A	N/A	N/A	\$0.00	\$0.00		\$52.62
4	Massey Coal Sales Company, Inc.	08 , Ky , 195	Pike, Ky	UR	47,714		N/A			N/A	N/A	N/A	\$0.00	\$0.00		\$51.77
5	Progress Fuels Corporation	08 , Ky , 193	Perry, Ky	UR	37,519		N/A			N/A	N/A	N/A	\$0.00	\$0.00		\$80.99
6	Alpha Natural Resources	08 Ky 133	Letcher, Ky	UR	10,875		N/A			N/A	N/A	N/A	\$0.00	\$0.00		\$57.74
7	Central Coal Company	08 Wv 005	Boone, Wv	UR	11,011		N/A			N/A	N/A	N/A	\$0.00	\$0.00		\$60.80
8	Transfer Facility	00 N/A 000	Plaquemines	OB	28,996		N/A			N/A	N/A	N/A	\$0.00	\$0.00		\$75.37

MONTHLY REPORT OF COST AND QUALITY OF COAL FOR ELECTRIC PLANTS
ORIGIN, TONNAGE, DELIVERED PRICE AND AS RECEIVED QUALITY

- 1. Report for: Mo. October 2004
- 2. Reporting Company: Florida Power Corporation
- 3. Plant Name: Crystal River 4 & 5

4. Name, Title and Telephone Number of Contact Person Concerning Data Submitted on this Form
Donna M. Davis, Director - Regulatory & Adm. Services
(727) 824-6627

5. Signature of Official Submitting Report


Donna M. Davis, Director - Regulatory & Adm. Services

6. Date Completed: December 15, 2004

Line No.	Supplier Name	Mine Location	Shipping Point	Transportation Mode	Tons	Effective Purchase Price (\$/Ton)	Additional Shorthaul & Loading Charges (\$/Ton)	Rail Rate (\$/Ton)	Other Rail Charges (\$/Ton)	River Barge Rate (\$/Ton)	Trans-loading Rate (\$/Ton)	Ocean Barge Rate (\$/Ton)	Other Water Charges (\$/Ton)	Other Related Charges (\$/Ton)	Transportation Charges (\$/Ton)	F.O.B. Plant Price (\$/Ton)
1	Central Appalachian Mining, formerly AEP	08 , Ky , 195	Pike, Ky	UR	39,626		N/A			N/A	N/A	N/A	\$0.00	\$0.00		\$52.67
2	Alliance Coal Sales Corp.	08 , Ky , 195	Pike, Ky	UR	56,951		N/A			N/A	N/A	N/A	\$0.00	\$0.00		\$52.60
3	Asset Management Group	08 , WV , 005	Boone, Wv	UR	18,652		N/A			N/A	N/A	N/A	\$0.00	\$0.00		\$61.30
4	Virginia Power Marketing, Inc.	08 , Ky , 195	Pike, Ky	UR	10,199		N/A			N/A	N/A	N/A	\$0.00	\$0.00		\$51.17
5	Massey Coal Sales	08 , Wv , 005	Boone, Wv	UR	26,779		N/A			N/A	N/A	N/A	\$0.00	\$0.00		\$51.55
6	Transfer Facility	00 N/A 000	Plaquemines, Pa	OB	204,728		N/A			N/A	N/A	N/A	\$0.00	\$0.00		\$63.13
7	Transfer Facility	00 N/A 000	Mobile, Al	OB	14,997		N/A			N/A	N/A	N/A	\$0.00	\$0.00		\$50.43

MONTHLY REPORT OF COST AND QUALITY OF COAL FOR ELECTRIC PLANTS
 REPORT OF ADJUSTMENTS TO PREVIOUS COAL DELIVERIES

1. Report for: Mo. October 2004

2. Reporting Company: Florida Power Corporation

3. Plant Name: McDuffie Coal Terminal

4. Name, Title and Telephone Number of Contact
 Person Concerning Data Submitted on this Form
 Donna M. Davis, Director - Regulatory & Adm. Services
 (727) 824-6627

5. Signature of Official Submitting Report


 Donna M. Davis, Director - Regulatory & Adm. Services
DM

6. Date Completed: December 15, 2004

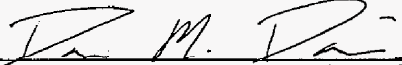
Line No.	Month Reported	Form Plant Name	Intended Generating Plant	Supplier	Original Line Number	Old Volume (tons)	Form No.	Column Title	Old Value	New Value	New F.O.B. Plant Price	Reason for Revision
(a)	(b)	(c)	(d)	(e)	(f)	(g)	(h)	(i)	(j)	(k)	(l)	(m)

MONTHLY REPORT OF COST AND QUALITY OF COAL FOR ELECTRIC PLANTS
 REPORT OF ADJUSTMENTS TO PREVIOUS COAL DELIVERIES

- 1. Report for: Mo. October 2004
- 2. Reporting Company: Florida Power Corporation
- 3. Plant Name: Transfer Facility - IMT

4. Name, Title and Telephone Number of Contact
 Person Concerning Data Submitted on this Form
 Donna M. Davis, Director - Regulatory & Adm. Services
 (727) 824-6627

5. Signature of Official Submitting Report


 Donna M. Davis, Director - Regulatory & Adm. Services

6. Date Completed: December 15, 2004

Line No.	Month Reported	Form Plant Name	Intended Generating Plant	Supplier	Original Line Number	Old Volume (tons)	Form No.	Column Title	Old Value	New Value	New F.O.B. Plant Price	Reason for Revision
(a)	(b)	(c)	(d)	(e)	(f)	(g)	(h)	(i)	(j)	(k)	(l)	(m)
1	09/04	Transfer Facility-IMT		Keystone Industries, LLC	3	13,987	2A	(k) Quality Adjustments			\$ 58.59	Quality Adjustment
2	09/04	Transfer Facility-IMT		Progress Fuels Corporation	4	13,600	2A	(k) Quality Adjustments			\$ 49.05	Quality Adjustment
3	09/04	Transfer Facility-IMT		Guasare Coal Sales Corp	8	50,248	2A	(k) Quality Adjustments			\$ 44.64	Quality Adjustment
4	09/04	Transfer Facility-IMT		Guasare Coal Sales Corp	9	46,703	2A	(k) Quality Adjustments			\$ 85.91	Quality Adjustment
5	09/04	Transfer Facility-IMT		Drummond Coal Sales, Inc	11	74,612	2A	(k) Quality Adjustments			\$ 73.69	Quality Adjustment
6	09/04	Transfer Facility-IMT		Central Coal Co.	2	7,028	2A	(k) Quality Adjustments			\$ 54.74	Quality Adjustment
7	09/04	Transfer Facility-IMT		Central Coal Co.	1	19,372	2A	(k) Quality Adjustments			\$ 56.22	Quality Adjustment
8	08/04	Transfer Facility-IMT		Progress Fuels Corporation	4	22,265	2A	(k) Quality Adjustments			\$ 48.61	Quality Adjustment
9	2/04	Transfer Facility-IMT		AEP Coal Co., Inc.	2	9,742	2C				\$ 48.30	Reported on wrong sheet Moved to CR 4&5

MONTHLY REPORT OF COST AND QUALITY OF COAL FOR ELECTRIC PLANTS
 REPORT OF ADJUSTMENTS TO PREVIOUS COAL DELIVERIES

- 1. Report for: Mo. October 2004
- 2. Reporting Company: Florida Power Corporation
- 3. Plant Name: Crystal River 1 & 2

4. Name, Title and Telephone Number of Contact
 Person Concerning Data Submitted on this Form
 Donna M. Davis, Director - Regulatory & Adm. Services
 (727) 824-6627

5. Signature of Official Submitting Report


 Donna M. Davis, Director - Regulatory & Adm. Services

6. Date Completed: December 15, 2004


Line No.	Month Reported	Form Plant Name	Intended Generating Plant	Supplier	Original Line Number	Old Volume (tons)	Form No.	Column Title	Old Value	New Value	New F.O.B. Plant Price	Reason for Revision
(a)	(b)	(c)	(d)	(e)	(f)	(g)	(h)	(i)	(j)	(k)	(l)	(m)
1	7/04	CR1&2	CR1&2	Massey Coal Sales Company, Inc	3	56,205	2A	(k) Quality Adjustments			\$ 51.46	Quality Adjustment
2	8/04	CR1&2	CR1&2	Massey Coal Sales Company, Inc	3	28,022	2A	(k) Quality Adjustments			\$ 52.50	Quality Adjustment
3	9/04	CR1&2	CR1&2	Consolidated Coal Sales	3	36,991	2A	(k) Quality Adjustments			\$ 52.76	Quality Adjustment

MONTHLY REPORT OF COST AND QUALITY OF COAL FOR ELECTRIC PLANTS
 REPORT OF ADJUSTMENTS TO PREVIOUS COAL DELIVERIES

- 1. Report for: Mo. October 2004
- 2. Reporting Company: Florida Power Corporation
- 3. Plant Name: Crystal River 4 & 5

4. Name, Title and Telephone Number of Contact
 Person Concerning Data Submitted on this Form
 Donna M. Davis, Director - Regulatory & Adm. Services
 (727) 824-6627

5. Signature of Official Submitting Report


 Donna M. Davis, Director - Regulatory & Adm. Services

6. Date Completed: December 15, 2004

Line No.	Month Reported	Form Plant Name	Intended Generating Plant	Supplier	Original Line Number	Old Volume (tons)	Form No.	Column Title	Old Value	New Value	New F.O.B. Plant Price	Reason for Revision
(a)	(b)	(c)	(d)	(e)	(f)	(g)	(h)	(i)	(j)	(k)	(l)	(m)
1	8/04	CR4&5	CR4&5	Massey Coal Sales Company, Inc.	5	18,432	2A	(k) Quality Adjustments			\$ 54.07	Quality Adjustment
2	9/04	CR4&5	CR4&5	Progress Fuels Corporation	6	9,261	2A	(k) Quality Adjustments			\$ 86.48	Quality Adjustment
3	9/04	CR4&5	CR4&5	Virginia Power Marketing, Inc	4	8,722	2A	(k) Quality Adjustments			\$ 53.53	Quality Adjustment
4	8/04	CR4&5	CR4&5	Progress Fuels Corporation	7	9,633	2A	(k) Quality Adjustments			\$ 86.82	Quality Adjustment
5	9/04	CR4&5	CR4&5	Asset Management Group	3	18,003	2A	(k) Quality Adjustments			\$ 63.36	Quality Adjustment
6	5/04	CR4&5	CR4&5	Progress Fuels Corporation	9	9,863	2C	(e) Supplier			\$ 52.47	Incorrect Supplier
7	5/04	CR4&5	CR4&5	Virginia Power Marketing, Inc	9	9,863	2C	(e) Supplier			\$ 52.47	To correct supplier
8	9/04	CR4&5	CR4&5	Progress Fuels Corporation	1	19,560	2C	(l) New FOB Price			\$ 61.73	Plant price correction
9	1/04	CR4&5	CR4&5	AEP Coal Company, Inc.	2	9,742	2A	(k) Quality Adjustments			\$ 48.30	Quality Adjustment