

AUSLEY & McMULLEN

ATTORNEYS AND COUNSELORS AT LAW

227 SOUTH CALHOUN STREET
P.O. BOX 391 (ZIP 32302)
TALLAHASSEE, FLORIDA 32301
(850) 224-9115 FAX (850) 222-7560

January 14, 2005

HAND DELIVERED

Ms. Blanca S. Bayo, Director
Division of Commission Clerk
and Administrative Services
Florida Public Service Commission
2540 Shumard Oak Boulevard
Tallahassee, Florida 32399-0850

Re: Fuel and Purchased Power Cost Recovery Clause
and Generating Performance Incentive Factor;
FPSC Docket No. 050001-EI


Dear Ms. Bayo:

Enclosed for filing in the above-styled docket are the original and ten (10) copies of Tampa Electric Company's Forms 423-1, 423-1(a), 423-1(b), 423-2, 423-2(a), 423-2(b) and 423-2(c) for the month of November 2004. Portions of Forms 423-1(a), 423-2, 423-2(a) and 423-2(b) have been whited out to delete certain confidential proprietary business information which is the subject of a separate request for specified confidential treatment being simultaneously filed herewith.

Please acknowledge receipt and filing of the above by stamping the duplicate copy of this letter and returning same to this writer.

Thank you for your assistance in connection with this matter.

Sincerely,


James D. Beasley

JDB/pp
Enclosures

cc: All Parties of Record (w/o encls.)

DOCUMENT NUMBER-DATE


00509 JAN 14 05

FPSC-COMMISSION CLERK

MONTHLY REPORT OF COST AND QUALITY OF FUEL OIL FOR ELECTRIC PLANTS
ORIGIN, VOLUME, DELIVERED PRICE AND AS RECEIVED QUALITY

1. Reporting Month: November Year: 2004
2. Reporting Company: Tampa Electric Company

3. Name, Title & Telephone Number of Contact Person Concerning Data
Submitted on this Form: Jeffrey Chronister, Assistant Controller
(813) - 228 - 1609

4. Signature of Official Submitting Report: 
Jeffrey Chronister, Assistant Controller

5. Date Completed: January 14, 2005

Line No. (a)	Plant Name (b)	Supplier Name (c)	Shipping Point (d)	Purchase Type (e)	Delivery Location (f)	Delivery Date (g)	Type Oil (h)	Sulfur Content % (i)	BTU Content (BTU/Gal) (j)	Volume (Bbls) (k)	Delivered Price (\$/Bbl) (l)
1.	Polk	BP/ Polk	Tampa	MTC	Polk	11/09/04	F02	*	*	907.86	\$58.1788
2.	Polk	BP/ Polk	Tampa	MTC	Polk	11/10/04	F02	*	*	1,430.50	\$60.9301
3.	Polk	BP/ Polk	Tampa	MTC	Polk	11/11/04	F02	*	*	545.90	\$59.5025
4.	Polk	BP/ Polk	Tampa	MTC	Polk	11/12/04	F02	*	*	1,059.69	\$59.1240
5.	Polk	BP/ Polk	Tampa	MTC	Polk	11/13/04	F02	*	*	359.62	\$59.1239
6.	Polk	BP/ Polk	Tampa	MTC	Polk	11/15/04	F02	*	*	182.64	\$58.0539
7.	Polk	BP/ Polk	Tampa	MTC	Polk	11/23/04	F02	*	*	908.38	\$60.6990
8.	Polk	BP/ Polk	Tampa	MTC	Polk	11/24/04	F02	*	*	179.79	\$61.9155
9.	Polk	BP/ Polk	Tampa	MTC	Polk	11/25/04	F02	*	*	1,092.74	\$61.9168
10.	Polk	BP/ Polk	Tampa	MTC	Polk	11/26/04	F02	*	*	1,271.98	\$61.9168
11.	Polk	BP/ Polk	Tampa	MTC	Polk	11/27/04	F02	*	*	362.90	\$61.9178
12.	Polk	BP/ Polk	Tampa	MTC	Polk	11/28/04	F02	*	*	727.35	\$61.9176
13.	Phillips	Transmontaigne	Tampa	MTC	Phillips	11/11/04	F06	*	*	320.24	\$38.1790
14.	Phillips	Transmontaigne	Tampa	MTC	Phillips	11/02/04	F06	*	*	483.07	\$38.1790
15.	Phillips	Transmontaigne	Tampa	MTC	Phillips	11/03/04	F06	*	*	642.01	\$38.1790
16.	Phillips	Transmontaigne	Tampa	MTC	Phillips	11/04/04	F06	*	*	460.03	\$38.1790
17.	Phillips	Transmontaigne	Tampa	MTC	Phillips	11/05/04	F06	*	*	626.67	\$38.1790
18.	Phillips	Transmontaigne	Tampa	MTC	Phillips	11/08/04	F06	*	*	1,105.58	\$33.4160
19.	Phillips	Transmontaigne	Tampa	MTC	Phillips	11/09/04	F06	*	*	483.97	\$33.4160
20.	Phillips	Transmontaigne	Tampa	MTC	Phillips	11/10/04	F06	*	*	788.33	\$33.4160
21.	Phillips	Transmontaigne	Tampa	MTC	Phillips	11/11/04	F06	*	*	312.42	\$33.4161
22.	Phillips	Transmontaigne	Tampa	MTC	Phillips	11/12/04	F06	*	*	322.28	\$33.4160

* No analysis Taken
FPSC FORM 423-1 (2/87)

MONTHLY REPORT OF COST AND QUALITY OF FUEL OIL FOR ELECTRIC PLANTS
 DETAIL OF INVOICE AND TRANSPORTATION CHARGES


1. Reporting Month: November Year: 2004

2. Reporting Company: Tampa Electric Company

3. Name, Title & Telephone Number of Contact Person Concerning Data

Submitted on this Form: Jeffrey Chronister, Assistant Controller
 (813) - 228 - 1609

4. Signature of Official Submitting Report:



Jeffrey Chronister, Assistant Controller

5. Date Completed: January 14, 2005

Line No. (a)	Plant Name (b)	Supplier Name (c)	Delivery Location (d)	Delivery Date (e)	Type Oil (f)	Volume (Bbls) (g)	Invoice Price (\$/Bbl) (h)	Invoice Amount \$ (i)	Discount \$ (j)	Net Amount \$ (k)	Net Price (\$/Bbl) (l)	Quality Adjust. (\$/Bbl) (m)	Effective Purchase Price (\$/Bbl) (n)	Transport to Terminal (\$/Bbl) (o)	Add'l Transport Charges (\$/Bbl) (p)	Other Charges (\$/Bbl) (q)	Delivered Price (\$/Bbl) (r)
1.	Polk	BP/ Polk	Polk	11/09/04	F02	907.86									\$0.0000	\$0.0000	\$58.1788
2.	Polk	BP/ Polk	Polk	11/10/04	F02	1,430.50									\$0.0000	\$0.0000	\$60.9301
3.	Polk	BP/ Polk	Polk	11/11/04	F02	545.90									\$0.0000	\$0.0000	\$59.5025
4.	Polk	BP/ Polk	Polk	11/12/04	F02	1,059.69									\$0.0000	\$0.0000	\$59.1240
5.	Polk	BP/ Polk	Polk	11/13/04	F02	359.62									\$0.0000	\$0.0000	\$59.1239
6.	Polk	BP/ Polk	Polk	11/15/04	F02	182.64									\$0.0000	\$0.0000	\$58.0539
7.	Polk	BP/ Polk	Polk	11/23/04	F02	908.38									\$0.0000	\$0.0000	\$60.6990
8.	Polk	BP/ Polk	Polk	11/24/04	F02	179.79									\$0.0000	\$0.0000	\$61.9155
9.	Polk	BP/ Polk	Polk	11/25/04	F02	1,092.74									\$0.0000	\$0.0000	\$61.9168
10.	Polk	BP/ Polk	Polk	11/26/04	F02	1,271.98									\$0.0000	\$0.0000	\$61.9168
11.	Polk	BP/ Polk	Polk	11/27/04	F02	362.90									\$0.0000	\$0.0000	\$61.9178
12.	Polk	BP/ Polk	Polk	11/28/04	F02	727.35									\$0.0000	\$0.0000	\$61.9176
13.	Phillips	Transmontaigne	Phillips	11/11/04	F06	320.24									\$0.0000	\$0.0000	\$38.1790
14.	Phillips	Transmontaigne	Phillips	11/02/04	F06	483.07									\$0.0000	\$0.0000	\$38.1790
15.	Phillips	Transmontaigne	Phillips	11/03/04	F06	642.01									\$0.0000	\$0.0000	\$38.1790
16.	Phillips	Transmontaigne	Phillips	11/04/04	F06	460.03									\$0.0000	\$0.0000	\$38.1790
17.	Phillips	Transmontaigne	Phillips	11/05/04	F06	626.67									\$0.0000	\$0.0000	\$38.1790
18.	Phillips	Transmontaigne	Phillips	11/08/04	F06	1,105.58									\$0.0000	\$0.0000	\$33.4160
19.	Phillips	Transmontaigne	Phillips	11/09/04	F06	483.97									\$0.0000	\$0.0000	\$33.4160
20.	Phillips	Transmontaigne	Phillips	11/10/04	F06	788.33									\$0.0000	\$0.0000	\$33.4160
21.	Phillips	Transmontaigne	Phillips	11/11/04	F06	312.42									\$0.0000	\$0.0000	\$33.4161
22.	Phillips	Transmontaigne	Phillips	11/12/04	F06	322.28									\$0.0000	\$0.0000	\$33.4160

* No analysis Taken


MONTHLY REPORT OF COST AND QUALITY OF FUEL OIL FOR ELECTRIC PLANTS
 REPORT OF ADJUSTMENTS TO PREVIOUS OIL DELIVERIES

1. Reporting Month: November Year: 2004

2. Reporting Company: Tampa Electric Company

3. Name, Title & Telephone Number of Contact Person Concerning Data
 Submitted on this Form: Jeffrey Chronister, Director Financial Reporting
 (813) - 228 - 1609

4. Signature of Official Submitting Report:



Jeffrey Chronister, Assistant Controller

5. Date Completed: January 14, 2005

Line No. (a)	Month Reported (b)	Form Plant Name (c)	Supplier (d)	Original Line Number (e)	Old Volume (Bbls) (f)	Form No. (g)	Column Designator & Title (h)	Old Value (i)	New Value (j)	New Delivered Price (\$/Bbls) (k)	Reason for Revision (l)
1.	October 2004	Phillips	Transmontaigne	15.	343.50	423-1(a)	Col. (h), Invoice Price	\$35.5731	\$35.5730	\$35.5730	Price Adjustment


MONTHLY REPORT OF COST AND QUALITY OF COAL FOR ELECTRIC PLANTS
ORIGIN, TONNAGE, DELIVERED PRICE AND AS RECEIVED QUALITY

1. Reporting Month: November Year: 2004

2. Reporting Company: Tampa Electric Company

3. Plant Name: TECO Bulk Terminal Transfer Facility - Big Bend Station (1)

4. Name, Title & Telephone Number of Contact Person Concerning Data
Submitted on this Form: Jeffrey Chronister, Assistant Controller
(813) - 228 - 1609

5. Signature of Official Submitting Form: 
Jeffrey Chronister, Assistant Controller

6. Date Completed: January 14, 2005

Line No. (a)	Supplier Name (b)	Mine Location (c)	Purchase Type (d)	Transport Mode (e)	Tons (f)	Effective Purchase Price (\$/Ton) (g)	Total Transport Charges (\$/Ton) (h)	Delivered Price Transfer Facility (\$/Ton) (i)	As Received Coal Quality			
									Sulfur Content % (j)	BTU Content (BTU/lb) (k)	Ash Content % (l)	Moisture Content % (m)
1.	Zeigler Coal	10,IL,145,157	LTC	RB	17,684.60			\$47.061	2.84	10,793	8.28	15.38
2.	Dodge Hill Mining	9,KY,225	LTC	RB	37,840.50			\$38.973	2.53	12,686	8.65	6.97
3.	Synthetic American Fuel	10, IL,165	LTC	RB	50,540.60			\$33.814	2.84	12,027	8.76	9.56
4.	American Coal	4, OH, 13	S	RB	18,467.47			\$37.690	4.44	12,445	8.18	7.70
5.	Dodge Hill Mining	9,KY,225	LTC	RB	13,078.60			\$38.404	2.50	12,634	8.72	7.14
6.	Dodge Hill Mining	9,KY,225	LTC	RB	8,542.90			\$38.073	3.22	11,727	7.30	12.15
7.	Dodge Hill Mining	9,KY,225	LTC	RB	1,631.20			\$37.504	3.23	11,568	7.71	12.61
8.	American Coal	10,IL,165	LTC	RB	8,769.00			\$36.150	1.30	11,885	7.13	12.47
9.	Freeman United	10,IL,117	S	RB	10,641.25			\$35.500	3.52	10,492	8.56	17.22
10.	No. 1 Contractors	9,KY,107	S	RB	6,478.20			\$31.530	4.27	11,117	13.27	10.11
11.	Peabody Development	10,IL,165	LTC	RB	43,455.30			\$39.710	2.87	12,153	8.58	9.02
12.	Energy Coal SPA	50,Venezuela,999	S	OB	28,943.33			\$46.440	1.56	9,814	13.95	12.25

(1) As TECO Bulk Terminal Transfer Facility is a central storage site for coal prior to its delivery to the power plant, the coal from suppliers noted on this schedule is usually delivered to Big Bend Station but could ultimately be delivered to Polk Station.

MONTHLY REPORT OF COST AND QUALITY OF COAL FOR ELECTRIC PLANTS
 DETAILED PURCHASED COAL INVOICE INFORMATION

1. Reporting Month: November Year: 2004

2. Reporting Company: Tampa Electric Company


3. Plant Name: TECO Bulk Terminal Transfer Facility - Big Bend Station (1)

4. Name, Title & Telephone Number of Contact Person Concerning Data

Submitted on this Form: Jeffrey Chronister, Assistant Controller

(813) - 228 - 1609

5. Signature of Official Submitting Form:


 Jeffrey Chronister, Assistant Controller

6. Date Completed: January 14, 2005

Line No. (a)	Supplier Name (b)	Mine Location (c)	Purchase Type (d)	Tons (e)	F.O.B. (2) Mine Price (\$/Ton) (f)	Shorthaul & Loading Charges (\$/Ton) (g)	Original Invoice Price (\$/Ton) (h)	Retro-active Price Adjustments (\$/Ton) (i)	Base Price (\$/Ton) (j)	Quality Adjustments (\$/Ton) (k)	Effective Purchase Price (\$/Ton) (l)
1.	Zeigler Coal	10,IL,145,157	LTC	17,684.60	N/A	\$0.00		(\$1.054)		\$0.000	
2.	Dodge Hill Mining	9,KY,225	LTC	37,840.50	N/A	\$0.00		\$0.000		\$1.143	
3.	Synthetic American Fuel	10, IL,165	LTC	50,540.60	N/A	\$0.00		(\$0.156)		\$0.000	
4.	American Coal	4, OH, 13	S	18,467.47	N/A	\$0.00		\$0.000		\$0.000	
5.	Dodge Hill Mining	9,KY,225	LTC	13,078.60	N/A	\$0.00		\$0.000		\$1.064	
6.	Dodge Hill Mining	9,KY,225	LTC	8,542.90	N/A	\$0.00		\$0.000		\$1.143	
7.	Dodge Hill Mining	9,KY,225	LTC	1,631.20	N/A	\$0.00		\$0.000		\$1.064	
8.	American Coal	10,IL,165	LTC	8,769.00	N/A	\$0.00		\$0.000		(\$0.410)	
9.	Freeman United	10,IL,117	S	10,641.25	N/A	\$0.00		\$1.250		\$0.000	
10.	No. 1 Contractors	9,KY,107	S	6,478.20	N/A	\$0.00		\$0.000		(\$1.420)	
11.	Peabody Development	10,IL,165	LTC	43,455.30	N/A	\$0.00		\$0.000		\$0.000	
12.	Energy Coal SPA	50,Venezuela,999	S	28,943.33	N/A	\$0.00		\$0.000		\$0.000	

(1) As TECO Bulk Terminal Transfer Facility is a central storage site for coal prior to its delivery to the power plant, the coal from suppliers noted on this schedule is usually delivered to Big Bend Station but could ultimately be delivered to Polk Station.

(2) Tampa Electric purchases coal F.O.B. shipping point or F.O.B. destination.

MONTHLY REPORT OF COST AND QUALITY OF COAL FOR ELECTRIC PLANTS
 DETAIL OF TRANSPORTATION CHARGES

1. Reporting Month: November Year: 2004


2. Reporting Company: Tampa Electric Company

3. Plant Name: TECO Bulk Terminal Transfer Facility - Big Bend Station (1)

4. Name, Title & Telephone Number of Contact Person Concerning Data.

Submitted on this Form: Jeffrey Chronister, Assistant Controller
 (813) - 228 - 1609

5. Signature of Official Submitting Form:



Jeffrey Chronister, Assistant Controller

6. Date Completed: January 14, 2005

Line No. (a)	Supplier Name (b)	Mine Location (c)	Shipping Point (d)	Transport Mode (e)	Tons (f)	(2) Effective Purchase Price (\$/Ton) (g)	Add'l Shorthaul & Loading Charges (\$/Ton) (h)	Rail Charges		Waterborne Charges					Total Transportation Charges (\$/Ton) (p)	Delivered Price Transfer Facility (\$/Ton) (q)	
								Rail Rate (\$/Ton) (i)	Other Rail Charges (\$/Ton) (j)	River Barge Rate (\$/Ton) (k)	Trans-loading Rate (\$/Ton) (l)	Ocean Barge Rate (\$/Ton) (m)	Other Water Charges (\$/Ton) (n)	Other Related Charges (\$/Ton) (o)			
1.	Zeigler Coal	10,IL,145,157	Randolph & Perry Cnty, IL	RB	17,684.60		\$0.000		\$0.000								\$47.061
2.	Dodge Hill Mining	9,KY,225	Union Cnty, KY	RB	37,840.50		\$0.000		\$0.000								\$38.973
3.	Synthetic American Fuel	10, IL,165	Saline Cnty, IL	RB	50,540.60		\$0.000		\$0.000								\$33.814
4.	American Coal	4, OH, 13	Belmont Cnty, Ohio	RB	18,467.47		\$0.000		\$0.000								\$37.690
5.	Dodge Hill Mining	9,KY,225	Union Cnty, KY	RB	13,078.60		\$0.000		\$0.000								\$38.404
6.	Dodge Hill Mining	9,KY,225	Union Cnty, KY	RB	8,542.90		\$0.000		\$0.000								\$38.073
7.	Dodge Hill Mining	9,KY,225	Union Cnty, KY	RB	1,631.20		\$0.000		\$0.000								\$37.504
8.	American Coal	10,IL,165	Saline Cnty., IL	RB	8,769.00		\$0.000		\$0.000								\$36.150
9.	Freeman United	10,IL,117	Macoupin Cnty, IL	RB	10,641.25		\$0.000		\$0.000								\$35.500
10.	No. 1 Contractors	9,KY,107	Hopkins Cnty, KY	RB	6,478.20		\$0.000		\$0.000								\$31.530
11.	Peabody Development	10,IL,165	Saline Cnty, IL	RB	43,455.30		\$0.000		\$0.000								\$39.710
12.	Energy Coal SPA	50,Venezuela,999	Fila Maestra	OB	28,943.33		\$0.000		\$0.000								\$46.440

(1) As TECO Bulk Terminal Transfer Facility is a central storage site for coal prior to its delivery to the power plant, the coal from suppliers noted on this schedule is usually delivered to Big Bend Station but could ultimately be delivered to Polk Station.

(2) Tampa Electric purchases coal F.O.B. shipping point or F.O.B. destination.
 FPSC FORM 423-2(b) (2/87)


MONTHLY REPORT OF COST AND QUALITY OF COAL FOR ELECTRIC PLANTS
ORIGIN, TONNAGE, DELIVERED PRICE AND AS RECEIVED QUALITY

1. Reporting Month: November Year: 2004

2. Reporting Company: Tampa Electric Company

3. Plant Name: TECO Bulk Terminal Transfer Facility - Polk Station (1)

4. Name, Title & Telephone Number of Contact Person Concerning Data
Submitted on this Form: Jeffrey Chronister, Assistant Controller
(813) 228 - 1609

5. Signature of Official Submitting Form: 
Jeffrey Chronister, Assistant Controller

6. Date Completed: January 14, 2005

Line No. (a)	Supplier Name (b)	Mine Location (c)	Purchase Type (d)	Transport Mode (e)	Tons (f)	Effective Purchase Price (\$/Ton) (g)	Total Transport Charges (\$/Ton) (h)	Delivered Price Transfer Facility (\$/Ton) (i)	As Received Coal Quality			
									Sulfur Content % (j)	BTU Content (BTU/lb) (k)	Ash Content % (l)	Moisture Content % (m)
1.	SSM Petcoke	N/A	S	RB	45,934.85			\$21.311	4.78	13,621	0.39	10.13
2.	RAG- Venezuelan	50,Venezuela,999	S	OB	32,695.00			\$82.580	0.70	13,022	5.97	6.84

(1) As TECO Bulk Terminal Transfer Facility is a central storage site for coal prior to its delivery to the power plant, the coal from suppliers noted on this schedule is usually delivered to Polk Station but could ultimately be delivered to Big Bend Station.


MONTHLY REPORT OF COST AND QUALITY OF COAL FOR ELECTRIC PLANTS
 DETAILED PURCHASED COAL INVOICE INFORMATION

1. Reporting Month: November Year: 2004

2. Reporting Company: Tampa Electric Company

3. Plant Name: TECO Bulk Terminal Transfer Facility - Polk Station (1)

4. Name, Title & Telephone Number of Contact Person Concerning Data
 Submitted on this Form: Jeffrey Chronister, Manager Financial Reporting
 (813) - 228 - 1609

5. Signature of Official Submitting Form: 
 Jeffrey Chronister, Assistant Controller

6. Date Completed: January 14, 2005

No. (a)	Line Supplier Name (b)	Mine Location (c)	Purchase Type (d)	Tons (e)	F.O.B.(2) Mine Price (\$/Ton) (f)	Shorthaul & Loading Charges (\$/Ton) (g)	Original Invoice Price (\$/Ton) (h)	Retro- active Price Adjustments (\$/Ton) (i)	Base Price (\$/Ton) (j)	Quality Adjust- ments (\$/Ton) (k)	Effective Purchase Price (\$/Ton) (l)
1.	SSM Petcoke	N/A	S	45,934.85	N/A	\$0.000		\$0.000		(\$0.399)	
2.	RAG- Venezuelan	50,Venezuela,999	S	32,695.00	N/A	\$0.000		\$0.000		\$0.000	

(1) As TECO Bulk Terminal Transfer Facility is a central storage site for coal prior to its delivery to the power plant, the coal from suppliers noted on this schedule is usually delivered to Polk Station but could ultimately be delivered to Big Bend Station.

(2) Tampa Electric purchases coal F.O.B. shipping point or F.O.B. destination.

MONTHLY REPORT OF COST AND QUALITY OF COAL FOR ELECTRIC PLANTS
 DETAIL OF TRANSPORTATION CHARGES


1. Reporting Month: November Year: 2004

2. Reporting Company: Tampa Electric Company

3. Plant Name: TECO Bulk Terminal Transfer Facility - Polk Station (1)

4. Name, Title & Telephone Number of Contact Person Concerning Data
 Submitted on this Form: Jeffrey Chronister, Assistant Controller
 (813) 228 - 1609

5. Signature of Official Submitting Form:



Jeffrey Chronister, Assistant Controller

6. Date Completed: January 14, 2005


Line No. (a)	Supplier Name (b)	Mine Location (c)	Shipping Point (d)	Transport Mode (e)	Tons (f)	(2) Effective Purchase Price (\$/Ton) (g)	Add'l Shorthaul & Loading Charges (\$/Ton) (h)	Rail Charges		Waterborne Charges					Total Transportation Charges (\$/Ton) (p)	Delivered Price Transfer Facility (\$/Ton) (q)	
								Rail Rate (\$/Ton) (i)	Other Rail Charges (\$/Ton) (j)	River Barge Rate (\$/Ton) (k)	Trans-loading Rate (\$/Ton) (l)	Ocean Barge Rate (\$/Ton) (m)	Other Water Charges (\$/Ton) (n)	Other Related Charges (\$/Ton) (o)			
1.	SSM Petcoke	N/A	Davant, La.	RB	45,934.85		\$0.000		\$0.000								\$21.311
2.	RAG- Venezuelan	50,Venezuela,999	Paso Diablo	OB	32,695.00		\$0.000		\$0.000								\$82.580

(1) As TECO Bulk Terminal Transfer Facility is a central storage site for coal prior to its delivery to the power plant, the coal from suppliers noted on this schedule is usually delivered to Polk Station but could ultimately be delivered to Big Bend Station.

MONTHLY REPORT OF COST AND QUALITY OF COAL FOR ELECTRIC PLANTS
 ORIGIN, TONNAGE, DELIVERED PRICE AND AS RECEIVED QUALITY

- 1. Reporting Month: November Year: 2004
- 2. Reporting Company: Tampa Electric Company
- 3. Plant Name: Big Bend Station

4. Name, Title & Telephone Number of Contact Person Concerning Data
 Submitted on this Form: Jeffrey Chronister, Assistant Controller
 (813) - 228 - 1609

5. Signature of Official Submitting Form: 
 Jeffrey Chronister, Assistant Controller

6. Date Completed: January 14, 2005

Line No. (a)	Supplier Name (b)	Mine Location (c)	Purchase Type (d)	Transport Mode (e)	Tons (f)	Effective Purchase Price (\$/Ton) (g)	Total Transport Charges (\$/Ton) (h)	FOB Plant Price (\$/Ton) (i)	Sulfur Content % (j)	BTU Content (BTU/lb) (k)	Ash Content % (l)	Moisture Content % (m)
1.	Transfer Facility	N/A	N/A	OB	287,998.00			\$51.910	2.75	11527	8.87	11.80

MONTHLY REPORT OF COST AND QUALITY OF COAL FOR ELECTRIC PLANTS
 DETAILED PURCHASED COAL INVOICE INFORMATION

1. Reporting Month: November Year: 2004
 2. Reporting Company: Tampa Electric Company
 3. Plant Name: Big Bend Station

4. Name, Title & Telephone Number of Contact Person Concerning Data
 Submitted on this Form: Jeffrey Chronister, Assistant Controller
 (813) - 228 - 1609

5. Signature of Official Submitting Form:



Jeffrey Chronister, Assistant Controller

6. Date Completed: January 14, 2005


Line No. (a)	Supplier Name (b)	Mine Location (c)	Purchase Type (d)	Tons (e)	F.O.B. Mine Price (\$/Ton) (f)	Shorthaul & Loading Charges (\$/Ton) (g)	Original Invoice Price (\$/Ton) (h)	Retro-active Price Adjustments (\$/Ton) (i)	Base Price (\$/Ton) (j)	Quality Adjustments (\$/Ton) (k)	Effective Purchase Price (\$/Ton) (l)
1.	Transfer Facility	N/A	N/A	287,998.00	N/A	\$0.000		\$0.000		\$0.000	

MONTHLY REPORT OF COST AND QUALITY OF COAL FOR ELECTRIC PLANTS
 DETAIL OF TRANSPORTATION CHARGES

1. Reporting Month: November Year: 2004
 2. Reporting Company: Tampa Electric Company
 3. Plant Name: Big Bend Station

4. Name, Title & Telephone Number of Contact Person Concerning Data
 Submitted on this Form: Jeffrey Chronister, Assistant Controller
 (813) - 228 - 1609

5. Signature of Official Submitting Form:



Jeffrey Chronister, Assistant Controller


6. Date Completed: January 14, 2005

Line No. (a)	Supplier Name (b)	Mine Location (c)	Shipping Point (d)	Transport Mode (e)	Tons (f)	Effective Purchase Price (\$/Ton) (g)	Add'l Shorthaul & Loading Charges (\$/Ton) (h)	Rail Rate (\$/Ton) (i)	Other Rail Charges (\$/Ton) (j)	River Barge Rate (\$/Ton) (k)	Trans-loading Rate (\$/Ton) (l)	Ocean Barge Rate (\$/Ton) (m)	Other Water Charges (\$/Ton) (n)	Other Related Charges (\$/Ton) (o)	Total Transportation Charges (\$/Ton) (p)	FOB Plant Price (\$/Ton) (q)
1.	Transfer Facility	N/A	Davant, La.	OB	287,998.00		\$0.000		\$0.000							\$51.910

MONTHLY REPORT OF COST AND QUALITY OF COAL FOR ELECTRIC PLANTS
 ORIGIN, TONNAGE, DELIVERED PRICE AND AS RECEIVED QUALITY

1. Reporting Month: November Year: 2004
 2. Reporting Company: Tampa Electric Company
 3. Plant Name: Polk Station

4. Name, Title & Telephone Number of Contact Person Concerning Data
 Submitted on this Form: Jeffrey Chronister, Assistant Controller
 (813) 228 - 1609

5. Signature of Official Submitting Form: 
 Jeffrey Chronister, Assistant Controller

6. Date Completed: January 14, 2005

Line No. (a)	Supplier Name (b)	Mine Location (c)	Purchase Type (d)	Transport Mode (e)	Tons (f)	Effective Purchase Price (\$/Ton) (g)	Total Transport Charges (\$/Ton) (h)	FOB Plant Price (\$/Ton) (i)	As Received Coal Quality			
									Sulfur Content % (j)	BTU Content (BTU/lb) (k)	Ash Content % (l)	Moisture Content % (m)
1.	Transfer facility	N/A	N/A	OB	64,303.00			52.678	2.92	12,739	4.18	10.68

MONTHLY REPORT OF COST AND QUALITY OF COAL FOR ELECTRIC PLANTS
 DETAILED PURCHASED COAL INVOICE INFORMATION

1. Reporting Month: November Year: 2004
 2. Reporting Company: Tampa Electric Company
 3. Plant Name: Polk Station

4. Name, Title & Telephone Number of Contact Person Concerning Data
 Submitted on this Form: Jeffrey Chronister, Assistant Controller
 (813) 228 - 1609

5. Signature of Official Submitting Form:



Jeffrey Chronister, Assistant Controller

6. Date Completed: January 14, 2005

Line No. (a)	Supplier Name (b)	Mine Location (c)	Purchase Type (d)	Tons (e)	F.O.B. Mine Price (\$/Ton) (f)	Shorthaul & Loading Charges (\$/Ton) (g)	Original Invoice Price (\$/Ton) (h)	Retro-active Price Adjustments (\$/Ton) (i)	Base Price (\$/Ton) (j)	Quality Adjustments (\$/Ton) (k)	Effective Purchase Price (\$/Ton) (l)
1.	Transfer facility	N/A	N/A	64,303.00	N/A	0.000		0.000		0.000	


MONTHLY REPORT OF COST AND QUALITY OF COAL FOR ELECTRIC PLANTS
 DETAIL OF TRANSPORTATION CHARGES

1. Reporting Month: November Year: 2004

2. Reporting Company: Tampa Electric Company

3. Plant Name: Polk Station

4. Name, Title & Telephone Number of Contact Person Concerning Data
 Submitted on this Form: Jeffrey Chronister, Assistant Controller
 (813) 228 - 1609

5. Signature of Official Submitting Form:  Jeffrey Chronister, Assistant Controller

6. Date Completed: January 14, 2005

Line No. (a)	Supplier Name (b)	Mine Location (c)	Shipping Point (d)	Transport Mode (e)	Tons (f)	Effective Purchase Price (\$/Ton) (g)	Add'l Shorthaul & Loading Charges (\$/Ton) (h)	Rail Charges		Waterborne Charges					Total Transportation Charges (\$/Ton) (p)	FOB Plant Price (\$/Ton) (q)	
								Rail Rate (\$/Ton) (i)	Other Rail Charges (\$/Ton) (j)	River Barge Rate (\$/Ton) (k)	Trans-loading Rate (\$/Ton) (l)	Ocean Barge Rate (\$/Ton) (m)	Other Water Charges (\$/Ton) (n)	Other Related Charges (\$/Ton) (o)			
1.	Transfer facility	N/A	Davant, La.	OB	64,303.00		\$0.000		\$0.000								\$52.678

MONTHLY REPORT OF COST AND QUALITY OF COAL FOR ELECTRIC PLANTS
 REPORT OF ADJUSTMENTS TO PREVIOUS COAL DELIVERED


1. Reporting Month: November Year: 2004

2. Reporting Company: Tampa Electric Company

3. Name, Title & Telephone Number of Contact Person Concerning Data

Submitted on this Form: Jeffrey Chronister, Assistant Controller
 (813) 228 - 1609

4. Signature of Official Submitting Report:



Jeffrey Chronister, Assistant Controller

5. Date Completed: January 14, 2005

Line No. (a)	Month Reported (b)	Form Plant Name (c)	Intended Generating Plant (d)	Supplier (e)	Original Line Number (f)	Old Volume Tons (g)	Form No. (h)	Column Designator & Title (i)	Old Value (j)	New Value (k)	Delivered Price Transfer Facility (\$/Ton) (l)	Reason for Revision (m)
1.	July 2004	Transfer Facility	Big Bend	Zeigler	1.	91,274.10	423-2(a)	Col. (k), Quality Adjustments (\$/Ton)	\$0.000	(\$0.040)	\$49.855	Quality Adjustment
2.	August 2004	Transfer Facility	Big Bend	Zeigler	1.	87,824.50	423-2(a)	Col. (k), Quality Adjustments (\$/Ton)	\$0.000	(\$0.040)	\$50.085	Quality Adjustment
3.	September 2004	Transfer Facility	Big Bend	Zeigler	1.	40,478.90	423-2(a)	Col. (k), Quality Adjustments (\$/Ton)	\$0.000	(\$0.040)	\$50.085	Quality Adjustment
4.	October 2004	Transfer Facility	Big Bend	Dodge Hill Mining	2.	28,643.70	423-2(a)	Col. (i), Retro-active Price Adjustments (\$/Ton)	\$0.000	\$0.960	\$37.830	Price Adjustment
5.	October 2004	Transfer Facility	Big Bend	Dodge Hill Mining	2.	28,643.70	423-2(a)	Col. (k), Quality Adjustments (\$/Ton)	\$0.000	\$1.143	\$38.973	Quality Adjustment
6.	October 2004	Transfer Facility	Big Bend	Dodge Hill Mining	5.	9,398.30	423-2(a)	Col. (i), Retro-active Price Adjustments (\$/Ton)	\$0.000	\$0.960	\$37.330	Price Adjustment
7.	October 2004	Transfer Facility	Big Bend	Dodge Hill Mining	5.	9,398.30	423-2(a)	Col. (k), Quality Adjustments (\$/Ton)	\$0.000	\$1.064	\$38.394	Quality Adjustment
8.	October 2004	Transfer Facility	Big Bend	Dodge Hill Mining	6.	7,576.90	423-2(a)	Col. (k), Quality Adjustments (\$/Ton)	\$0.000	\$1.143	\$38.073	Quality Adjustment
9.	October 2004	Transfer Facility	Big Bend	Dodge Hill Mining	7.	3,621.00	423-2(a)	Col. (k), Quality Adjustments (\$/Ton)	\$0.000	\$1.064	\$37.494	Quality Adjustment
10.	October 2004	Transfer Facility	Polk	SSM Petcoke	1.	34,833.97	423-2(a)	Col. (k), Quality Adjustments (\$/Ton)	\$0.000	(\$0.161)	\$22.456	Quality Adjustment
11.	October 2004	Transfer Facility	Big Bend	Synthetic American Fuel	3.	31,458.90	423-2(a)	Col. (k), Quality Adjustments (\$/Ton)	\$0.000	(\$0.100)	\$33.714	Quality Adjustment
12.	October 2004	Transfer Facility	Big Bend	Zeigler	1.	108,347.10	423-2(a)	Col. (i), Retro-active Price Adjustments (\$/Ton)	(\$1.255)	(\$1.054)	\$48.457	Price Adjustment