

# AUSLEY & McMULLEN

ATTORNEYS AND COUNSELORS AT LAW

227 SOUTH CALHOUN STREET  
P.O. BOX 391 (ZIP 32302)  
TALLAHASSEE, FLORIDA 32301  
(850) 224-9115 FAX (850) 222-7560

March 15, 2005

HAND DELIVERED

Ms. Blanca S. Bayo, Director  
Division of Commission Clerk  
and Administrative Services  
Florida Public Service Commission  
2540 Shumard Oak Boulevard  
Tallahassee, Florida 32399-0850

Re: Fuel and Purchased Power Cost Recovery Clause  
and Generating Performance Incentive Factor;  
FPSC Docket No. 050001-EI

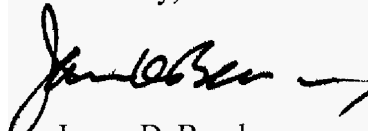
Dear Ms. Bayo:

Enclosed for filing in the above-styled docket are the original and ten (10) copies of Tampa Electric Company's Forms 423-1, 423-1(a), 423-1(b), 423-2, 423-2(a), 423-2(b) and 423-2(c) for the month of January 2005. Portions of Forms 423-1(a), 423-2, 423-2(a) and 423-2(b) have been whited out to delete certain confidential proprietary business information which is the subject of a separate request for specified confidential treatment being simultaneously filed herewith.

Please acknowledge receipt and filing of the above by stamping the duplicate copy of this letter and returning same to this writer.

Thank you for your assistance in connection with this matter.

Sincerely,



James D. Beasley

JDB/pp  
Enclosures

cc: All Parties of Record (w/o encls.)

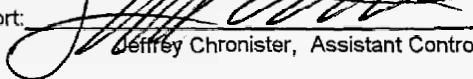
DOCUMENT NUMBER-DATE  
02515 MAR 15 2005  
FPSC-COMMISSION CLERK

MONTHLY REPORT OF COST AND QUALITY OF FUEL OIL FOR ELECTRIC PLANTS  
ORIGIN, VOLUME, DELIVERED PRICE AND AS RECEIVED QUALITY

1. Reporting Month: January Year: 2005

2. Reporting Company: Tampa Electric Company

3. Name, Title & Telephone Number of Contact Person Concerning Data  
Submitted on this Form: Jeffrey Chronister, Assistant Controller  
(813) - 228 - 1609

4. Signature of Official Submitting Report:   
Jeffrey Chronister, Assistant Controller

5. Date Completed: March 15, 2005

Line No. (a)	Plant Name (b)	Supplier Name (c)	Shipping Point (d)	Purchase Type (e)	Delivery Location (f)	Delivery Date (g)	Type Oil (h)	Sulfur Content % (i)	BTU Content (BTU/Gal) (j)	Volume (Bbls) (k)	Delivered Price (\$/Bbl) (l)
1.	Polk	BP/ Polk	Tampa	MTC	Polk	01/05/05	F02	*	*	1,264.86	\$53.1388
2.	Polk	BP/ Polk	Tampa	MTC	Polk	01/06/05	F02	*	*	179.90	\$55.7864
3.	Polk	BP/ Polk	Tampa	MTC	Polk	01/07/05	F02	*	*	532.64	\$56.1213
4.	Polk	BP/ Polk	Tampa	MTC	Polk	01/08/05	F02	*	*	717.55	\$56.1208
5.	Polk	BP/ Polk	Tampa	MTC	Polk	01/19/05	F02	*	*	359.38	\$57.8851
6.	Polk	BP/ Polk	Tampa	MTC	Polk	01/20/05	F02	*	*	540.19	\$57.8220
7.	Polk	BP/ Polk	Tampa	MTC	Polk	01/21/05	F02	*	*	1,445.95	\$59.3340
8.	Polk	BP/ Polk	Tampa	MTC	Polk	01/31/05	F02	*	*	1,250.34	\$59.3138
9.	Phillips	BP/Phillips	Tampa	MTC	Phillips	01/26/05	F02	*	*	178.71	\$58.7294
10.	Phillips	BP/Phillips	Tampa	MTC	Phillips	01/27/05	F02	*	*	362.12	\$58.7294
11.	Phillips	Transmontaigne	Tampa	MTC	Phillips	01/03/05	F06	*	*	163.86	\$29.7000
12.	Phillips	Transmontaigne	Tampa	MTC	Phillips	01/04/05	F06	*	*	158.21	\$29.7000
13.	Phillips	Transmontaigne	Tampa	MTC	Phillips	01/24/05	F06	*	*	491.40	\$32.0530
14.	Phillips	Transmontaigne	Tampa	MTC	Phillips	01/25/05	F06	*	*	322.85	\$32.0530
15.	Phillips	Transmontaigne	Tampa	MTC	Phillips	01/26/05	F06	*	*	482.55	\$32.0530
16.	Phillips	Transmontaigne	Tampa	MTC	Phillips	01/27/05	F06	*	*	477.12	\$32.0530
17.	Phillips	Transmontaigne	Tampa	MTC	Phillips	01/28/05	F06	*	*	336.93	\$32.0530
18.	Phillips	Transmontaigne	Tampa	MTC	Phillips	01/31/05	F06	*	*	487.00	\$32.9620

\* No analysis Taken  
FPSC FORM 423-1 (2/87)

MONTHLY REPORT OF COST AND QUALITY OF FUEL OIL FOR ELECTRIC PLANTS  
 DETAIL OF INVOICE AND TRANSPORTATION CHARGES

1. Reporting Month: January Year: 2005  
 2. Reporting Company: Tampa Electric Company

3. Name, Title & Telephone Number of Contact Person Concerning Data  
 Submitted on this Form: Jeffrey Chronister, Assistant Controller  
 (813) - 228 - 1609

4. Signature of Official Submitting Report:   
 Jeffrey Chronister, Assistant Controller

5. Date Completed: March 15, 2005

Line No. (a)	Plant Name (b)	Supplier Name (c)	Delivery Location (d)	Delivery Date (e)	Type Oil (f)	Volume (Bbls) (g)	Invoice Price (\$/Bbl) (h)	Invoice Amount \$ (i)	Discount \$ (j)	Net Amount \$ (k)	Net Price (\$/Bbl) (l)	Quality Adjust. (\$/Bbl) (m)	Effective Purchase Price (\$/Bbl) (n)	Transport to Terminal (\$/Bbl) (o)	Add'l Transport Charges (\$/Bbl) (p)	Other Charges (\$/Bbl) (q)	Delivered Price (\$/Bbl) (r)
1.	Polk	BP/ Polk	Polk	01/05/05	F02	1,264.86									\$0.0000	\$0.0000	\$53.1388
2.	Polk	BP/ Polk	Polk	01/06/05	F02	179.90									\$0.0000	\$0.0000	\$55.7864
3.	Polk	BP/ Polk	Polk	01/07/05	F02	532.64									\$0.0000	\$0.0000	\$56.1213
4.	Polk	BP/ Polk	Polk	01/08/05	F02	717.55									\$0.0000	\$0.0000	\$56.1208
5.	Polk	BP/ Polk	Polk	01/19/05	F02	359.38									\$0.0000	\$0.0000	\$57.8851
6.	Polk	BP/ Polk	Polk	01/20/05	F02	540.19									\$0.0000	\$0.0000	\$57.8220
7.	Polk	BP/ Polk	Polk	01/21/05	F02	1,445.95									\$0.0000	\$0.0000	\$59.3340
8.	Polk	BP/ Polk	Polk	01/31/05	F02	1,250.34									\$0.0000	\$0.0000	\$59.3138
9.	Phillips	BP/Phillips	Phillips	01/26/05	F02	178.71									\$0.0000	\$0.0000	\$58.7294
10.	Phillips	BP/Phillips	Phillips	01/27/05	F02	362.12									\$0.0000	\$0.0000	\$58.7294
11.	Phillips	Transmontaigne	Phillips	01/03/05	F06	163.86									\$0.0000	\$0.0000	\$29.7000
12.	Phillips	Transmontaigne	Phillips	01/04/05	F06	158.21									\$0.0000	\$0.0000	\$29.7000
13.	Phillips	Transmontaigne	Phillips	01/24/05	F06	491.40									\$0.0000	\$0.0000	\$32.0530
14.	Phillips	Transmontaigne	Phillips	01/25/05	F06	322.85									\$0.0000	\$0.0000	\$32.0530
15.	Phillips	Transmontaigne	Phillips	01/26/05	F06	482.55									\$0.0000	\$0.0000	\$32.0530
16.	Phillips	Transmontaigne	Phillips	01/27/05	F06	477.12									\$0.0000	\$0.0000	\$32.0530
17.	Phillips	Transmontaigne	Phillips	01/28/05	F06	336.93									\$0.0000	\$0.0000	\$32.0530
18.	Phillips	Transmontaigne	Phillips	01/31/05	F06	487.00									\$0.0000	\$0.0000	\$32.9620



MONTHLY REPORT OF COST AND QUALITY OF COAL FOR ELECTRIC PLANTS  
ORIGIN, TONNAGE, DELIVERED PRICE AND AS RECEIVED QUALITY

1. Reporting Month: January Year: 2005


2. Reporting Company: Tampa Electric Company

3. Plant Name: TECO Bulk Terminal Transfer Facility - Big Bend Station (1)

4. Name, Title & Telephone Number of Contact Person Concerning Data

Submitted on this Form: Jeffrey Chronister, Assistant Controller  
(813) - 228 - 1609

5. Signature of Official Submitting Form:



Jeffrey Chronister, Assistant Controller

6. Date Completed: March 15, 2005

Line No. (a)	Supplier Name (b)	Mine Location (c)	Purchase Type (d)	Transport Mode (e)	Tons (f)	Effective Purchase Price (\$/Ton) (g)	Total Transport Charges (\$/Ton) (h)	Delivered Price Facility (\$/Ton) (i)	As Received Coal Quality			
									Sulfur Content % (j)	BTU Content (BTU/lb) (k)	Ash Content % (l)	Moisture Content % (m)
1.	Alliance Coal	10,IL,193	LTC	RB	45,557.10			\$48.440	3.14	11,813	6.31	12.14
2.	American Coal	10,IL,165	LTC	RB	6,675.00			\$29.560	1.12	11,909	7.03	11.79
3.	American Coal	4, OH, 13	S	RB	24,905.12			\$39.110	4.40	12,463	8.87	6.83
4.	Coal Sales	N/A	S	RB	33,933.20			\$37.800	3.72	11,806	12.26	7.30
5.	Dodge Hill Mining	9,KY,225	LTC	RB	34,921.10			\$38.260	2.50	12,709	8.45	6.99
6.	Dodge Hill Mining	9,KY,225	LTC	RB	7,046.40			\$37.360	3.13	11,694	7.82	12.12
7.	Freeman United	10,IL,117	S	RB	33,123.80			\$36.310	3.46	10,571	8.47	16.96
8.	Ken American	9,KY,177	S	RB	19,893.00			\$48.340	2.72	11,766	8.65	10.97
9.	Knight Hawk	10,IL,77&145	S	RB	16,663.23			\$43.220	2.64	11,215	9.12	12.93
10.	Synthetic American Fuel	10, IL,165	LTC	RB	42,740.80			\$38.750	2.76	12,101	8.53	9.41
11.	Synthetic American Fuel	10, IL,165	LTC	RB	45,865.80			\$38.830	2.76	12,101	8.53	9.41

(1) As TECO Bulk Terminal Transfer Facility is a central storage site for coal prior to its delivery to the power plant, the coal from suppliers noted on this schedule is usually delivered to Big Bend Station but could ultimately be delivered to Polk Station.

MONTHLY REPORT OF COST AND QUALITY OF COAL FOR ELECTRIC PLANTS  
 DETAILED PURCHASED COAL INVOICE INFORMATION

1. Reporting Month: January Year: 2005

2. Reporting Company: Tampa Electric Company

3. Plant Name: TECO Bulk Terminal Transfer Facility - Big Bend Station (1)

4. Name, Title & Telephone Number of Contact Person Concerning Data  
 Submitted on this Form: Jeffrey Chronister, Assistant Controller  
 (813) - 228 - 1609

5. Signature of Official Submitting Form:



Jeffrey Chronister, Assistant Controller

6. Date Completed: March 15, 2005

Line No. (a)	Supplier Name (b)	Mine Location (c)	Purchase Type (d)	Tons (e)	F.O.B. (2) Mine Price (\$/Ton) (f)	Shorthaul & Loading Charges (\$/Ton) (g)	Original Invoice Price (\$/Ton) (h)	Retro-active Price Adjustments (\$/Ton) (i)	Base Price (\$/Ton) (j)	Quality Adjustments (\$/Ton) (k)	Effective Purchase Price (\$/Ton) (l)
1.	Alliance Coal	10,IL,193	LTC	45,557.10	N/A	\$0.00		\$0.000		\$0.000	
2.	American Coal	10,IL,165	LTC	6,675.00	N/A	\$0.00		\$0.000		\$0.000	
3.	American Coal	4, OH, 13	S	24,905.12	N/A	\$0.00		\$0.000		\$0.000	
4.	Coal Sales	N/A	S	33,933.20	N/A	\$0.00		\$0.000		\$0.000	
5.	Dodge Hill Mining	9,KY,225	LTC	34,921.10	N/A	\$0.00		\$0.000		\$0.000	
6.	Dodge Hill Mining	9,KY,225	LTC	7,046.40	N/A	\$0.00		\$0.000		\$0.000	
7.	Freeman United	10,IL,117	S	33,123.80	N/A	\$0.00		\$0.000		\$0.000	
8.	Ken American	9,KY,177	S	19,893.00	N/A	\$0.00		\$0.000		\$0.000	
9.	Knight Hawk	10,IL,77&145	S	16,663.23	N/A	\$0.00		\$0.000		\$0.000	
10.	Synthetic American Fuel	10, IL,165	LTC	42,740.80	N/A	\$0.00		\$0.000		\$0.000	
11.	Synthetic American Fuel	10, IL,165	LTC	45,865.80	N/A	\$0.00		\$0.000		\$0.000	


(1) As TECO Bulk Terminal Transfer Facility is a central storage site for coal prior to its delivery to the power plant, the coal from suppliers noted on this schedule is usually delivered to Big Bend Station but could ultimately be delivered to Polk Station.

(2) Tampa Electric purchases coal F.O.B. shipping point or F.O.B. destination.

MONTHLY REPORT OF COST AND QUALITY OF COAL FOR ELECTRIC PLANTS  
 DETAIL OF TRANSPORTATION CHARGES

1. Reporting Month: January Year: 2005  
 2. Reporting Company: Tampa Electric Company  
 3. Plant Name: TECO Bulk Terminal Transfer Facility - Big Bend Station (1)

4. Name, Title & Telephone Number of Contact Person Concerning Data  
 Submitted on this Form: Jeffrey Chronister, Assistant Controller  
 (813) - 228 - 1609

5. Signature of Official Submitting Form:   
 Jeffrey Chronister, Assistant Controller

6. Date Completed: March 15, 2005

Line No. (a)	Supplier Name (b)	Mine Location (c)	Shipping Point (d)	Transport Mode (e)	Tons (f)	(2) Effective Purchase Price (\$/Ton) (g)	Add'l Shorthaul & Loading Charges (\$/Ton) (h)	Rail Charges		Waterborne Charges				Total Transportation Charges (\$/Ton) (p)	Delivered Price Transfer Facility (\$/Ton) (q)	
								Rail Rate (\$/Ton) (i)	Other Rail Charges (\$/Ton) (j)	River Barge Rate (\$/Ton) (k)	Trans-loading Rate (\$/Ton) (l)	Ocean Barge Rate (\$/Ton) (m)	Other Water Charges (\$/Ton) (n)			Other Related Charges (\$/Ton) (o)
1.	Alliance Coal	10,IL,193	White Cnty., IL	RB	45,557.10		\$0.000		\$0.000							\$48.440
2.	American Coal	10,IL,165	Saline Cnty., IL	RB	6,675.00		\$0.000		\$0.000							\$29.560
3.	American Coal	4, OH, 13	Belmont Cnty, Ohio	RB	24,905.12		\$0.000		\$0.000							\$39.110
4.	Coal Sales	N/A	N/A	RB	33,933.20		\$0.000		\$0.000							\$37.800
5.	Dodge Hill Mining	9,KY,225	Union Cnty, KY	RB	34,921.10		\$0.000		\$0.000							\$38.260
6.	Dodge Hill Mining	9,KY,225	Union Cnty, KY	RB	7,046.40		\$0.000		\$0.000							\$37.360
7.	Freeman United	10,IL,117	Macoupin Cnty, IL	RB	33,123.80		\$0.000		\$0.000							\$36.310
8.	Ken American	9,KY,177	Muhlenburg Cnty, KY	RB	19,893.00		\$0.000		\$0.000							\$48.340
9.	Knight Hawk	10,IL,77&145	Jackson & Perry Cnty, IL	RB	16,663.23		\$0.000		\$0.000							\$43.220
10.	Synthetic American Fuel	10, IL,165	Saline Cnty, IL	RB	42,740.80		\$0.000		\$0.000							\$38.750
11.	Synthetic American Fuel	10, IL,165	Saline Cnty, IL	RB	45,865.80		\$0.000		\$0.000							\$38.830

(1) As TECO Bulk Terminal Transfer Facility is a central storage site for coal prior to its delivery to the power plant, the coal from suppliers noted on this schedule is usually delivered to Big Bend Station but could ultimately be delivered to Polk Station.

(2) Tampa Electric purchases coal F.O.B. shipping point or F.O.B. destination.

MONTHLY REPORT OF COST AND QUALITY OF COAL FOR ELECTRIC PLANTS  
ORIGIN, TONNAGE, DELIVERED PRICE AND AS RECEIVED QUALITY


1. Reporting Month: January Year: 2005

2. Reporting Company: Tampa Electric Company

3. Plant Name: TECO Bulk Terminal Transfer Facility - Polk Station (1)

4. Name, Title & Telephone Number of Contact Person Concerning Data  
Submitted on this Form: Jeffrey Chronister, Assistant Controller  
(813) 228 - 1609

5. Signature of Official Submitting Form:



Jeffrey Chronister, Assistant Controller

6. Date Completed: March 15, 2005

Line No. (a)	Supplier Name (b)	Mine Location (c)	Purchase Type (d)	Transport Mode (e)	Tons (f)	Effective Purchase Price (\$/Ton) (g)	Total Transport Charges (\$/Ton) (h)	Delivered Price Transfer Facility (\$/Ton) (i)	As Received Coal Quality			
									Sulfur Content % (j)	BTU Content (BTU/lb) (k)	Ash Content % (l)	Moisture Content % (m)
1.	SSM Petcoke	N/A	S	RB	39,065.53			\$28,290	4.76	13,850	0.38	8.93

(1) As TECO Bulk Terminal Transfer Facility is a central storage site for coal prior to its delivery to the power plant, the coal from suppliers noted on this schedule is usually delivered to Polk Station but could ultimately be delivered to Big Bend Station.




MONTHLY REPORT OF COST AND QUALITY OF COAL FOR ELECTRIC PLANTS  
 DETAILED PURCHASED COAL INVOICE INFORMATION

1. Reporting Month: January Year: 2005

2. Reporting Company: Tampa Electric Company

3. Plant Name: TECO Bulk Terminal Transfer Facility - Polk Station (1)

4. Name, Title & Telephone Number of Contact Person Concerning Data  
 Submitted on this Form: Jeffrey Chronister, Manager Financial Reporting  
 (813) - 228 - 1609

5. Signature of Official Submitting Form:   
 Jeffrey Chronister, Assistant Controller

6. Date Completed: March 15, 2005

No. (a)	Line Supplier Name (b)	Mine Location (c)	Purchase Type (d)	Tons (e)	F.O.B.(2) Mine Price (\$/Ton) (f)	Shorthaul & Loading Charges (\$/Ton) (g)	Original Invoice Price (\$/Ton) (h)	Retro- active Price Adjustments (\$/Ton) (i)	Base Price (\$/Ton) (j)	Quality Adjust- ments (\$/Ton) (k)	Effective Purchase Price (\$/Ton) (l)
1.	SSM Petcoke	N/A	S	39,065.53	N/A	\$0.000		\$0.000		\$0.000	

(1) As TECO Bulk Terminal Transfer Facility is a central storage site for coal prior to its delivery to the power plant, the coal from suppliers noted on this schedule is usually delivered to Polk Station but could ultimately be delivered to Big Bend Station.


(2) Tampa Electric purchases coal F.O.B. shipping point or F.O.B. destination.

MONTHLY REPORT OF COST AND QUALITY OF COAL FOR ELECTRIC PLANTS  
 DETAIL OF TRANSPORTATION CHARGES

1. Reporting Month: January Year: 2005  
 2. Reporting Company: Tampa Electric Company  
 3. Plant Name: TECO Bulk Terminal Transfer Facility - Polk Station (1)

4. Name, Title & Telephone Number of Contact Person Concerning Data  
 Submitted on this Form: Jeffrey Chronister, Assistant Controller  
 (813) 228 - 1609

5. Signature of Official Submitting Form:



Jeffrey Chronister, Assistant Controller

6. Date Completed: March 15, 2005

Line No. (a)	Supplier Name (b)	Mine Location (c)	Shipping Point (d)	Transport Mode (e)	Tons (f)	(2) Effective Purchase Price (\$/Ton) (g)	Add'l Shorthaul & Loading Charges (\$/Ton) (h)	Rail Charges		Waterborne Charges				Total Transportation Charges (\$/Ton) (p)	Delivered Price Transfer Facility (\$/Ton) (q)
								Rail Rate (\$/Ton) (i)	Other Rail Charges (\$/Ton) (j)	River Barge Rate (\$/Ton) (k)	Trans-loading Rate (\$/Ton) (l)	Ocean Barge Rate (\$/Ton) (m)	Other Water Charges (\$/Ton) (n)		
1.	SSM Petcoke	N/A	Davant, La.	RB	39,065.53		\$0.000		\$0.000						\$28.290

(1) As TECO Bulk Terminal Transfer Facility is a central storage site for coal prior to its delivery to the power plant, the coal from suppliers noted on this schedule is usually delivered to Polk Station but could ultimately be delivered to Big Bend Station.

MONTHLY REPORT OF COST AND QUALITY OF COAL FOR ELECTRIC PLANTS  
ORIGIN, TONNAGE, DELIVERED PRICE AND AS RECEIVED QUALITY

1. Reporting Month: January Year: 2005

2. Reporting Company: Tampa Electric Company

3. Plant Name: Big Bend Station

4. Name, Title & Telephone Number of Contact Person Concerning Data

Submitted on this Form: Jeffrey Chronister, Assistant Controller

(813) - 228 - 1609

5. Signature of Official Submitting Form:



Jeffrey Chronister, Assistant Controller

6. Date Completed: March 15, 2005

Line No. (a)	Supplier Name (b)	Mine Location (c)	Purchase Type (d)	Transport Mode (e)	Tons (f)	Effective Purchase Price (\$/Ton) (g)	Total Transport Charges (\$/Ton) (h)	FOB Plant Price (\$/Ton) (i)	Sulfur Content % (j)	BTU Content (BTU/lb) (k)	Ash Content % (l)	Moisture Content % (m)
1.	Transfer Facility	N/A	N/A	OB	194,631.00			\$52.786	3.65	11872	8.31	10.06
2.	Emerald	N/A	S	OB	66,809.10			\$58.845	3.41	11218	11.37	10.89
3.	TCP Petcoke	N/A	S	OB	32,911.96			\$39.320	6.35	14172	0.28	6.75

MONTHLY REPORT OF COST AND QUALITY OF COAL FOR ELECTRIC PLANTS  
 DETAILED PURCHASED COAL INVOICE INFORMATION

- 1. Reporting Month: January Year: 2005
- 2. Reporting Company: Tampa Electric Company
- 3. Plant Name: Big Bend Station

4. Name, Title & Telephone Number of Contact Person Concerning Data  
 Submitted on this Form: Jeffrey Chronister, Assistant Controller  
 (813) - 228 - 1609

5. Signature of Official Submitting Form:



Jeffrey Chronister, Assistant Controller

6. Date Completed: March 15, 2005

Line No. (a)	Supplier Name (b)	Mine Location (c)	Purchase Type (d)	Tons (e)	F.O.B. Mine Price (\$/Ton) (f)	Shorthaul & Loading Charges (\$/Ton) (g)	Original Invoice Price (\$/Ton) (h)	Retro-active Price Adjustments (\$/Ton) (i)	Base Price (\$/Ton) (j)	Quality Adjustments (\$/Ton) (k)	Effective Purchase Price (\$/Ton) (l)
1.	Transfer Facility	N/A	N/A	194,631.00	N/A	\$0.000		\$0.000		\$0.000	
2.	Emerald	N/A	S	66,809.10	N/A	\$0.000		\$0.000		\$0.000	
3.	TCP Petcoke	N/A	S	32,911.96	N/A	\$0.000		\$0.000		\$0.000	

MONTHLY REPORT OF COST AND QUALITY OF COAL FOR ELECTRIC PLANTS  
 DETAIL OF TRANSPORTATION CHARGES

1. Reporting Month: January Year: 2005  
 2. Reporting Company: Tampa Electric Company  
 3. Plant Name: Big Bend Station

4. Name, Title & Telephone Number of Contact Person Concerning Data  
 Submitted on this Form: Jeffrey Chronister, Assistant Controller  
 (813) - 228 - 1609

5. Signature of Official Submitting Form:   
 Jeffrey Chronister, Assistant Controller


6. Date Completed: March 15, 2005

Line No. (a)	Supplier Name (b)	Mine Location (c)	Shipping Point (d)	Transport Mode (e)	Tons (f)	Effective Purchase Price (\$/Ton) (g)	Add'l Shorthaul & Loading Charges (\$/Ton) (h)	Rail Rate (\$/Ton) (i)	Other Rail Charges (\$/Ton) (j)	River Barge Rate (\$/Ton) (k)	Trans-loading Rate (\$/Ton) (l)	Ocean Barge Rate (\$/Ton) (m)	Other Water Charges (\$/Ton) (n)	Other Related Charges (\$/Ton) (o)	Total Transportation Charges (\$/Ton) (p)	FOB Plant Price (\$/Ton) (q)
1.	Transfer Facility	N/A	Davant, La.	OB	194,631.00		\$0.000		\$0.000							\$52.786
2.	Emerald	N/A	Davant, La.	OB	66,809.10		\$0.000		\$0.000							\$58.845
3.	TCP Petcoke	N/A	Davant, La.	OB	32,911.96		\$0.000		\$0.000							\$39.320

MONTHLY REPORT OF COST AND QUALITY OF COAL FOR ELECTRIC PLANTS  
ORIGIN, TONNAGE, DELIVERED PRICE AND AS RECEIVED QUALITY

- 1. Reporting Month: January Year: 2005
- 2. Reporting Company: Tampa Electric Company
- 3. Plant Name: Polk Station

4. Name, Title & Telephone Number of Contact Person Concerning Data  
Submitted on this Form: Jeffrey Chronister, Assistant Controller  
(813) 228 - 1609

5. Signature of Official Submitting Form:   
Jeffrey Chronister, Assistant Controller

6. Date Completed: March 15, 2005


Line No. (a)	Supplier Name (b)	Mine Location (c)	Purchase Type (d)	Transport Mode (e)	Tons (f)	Effective Purchase Price (\$/Ton) (g)	Total Transport Charges (\$/Ton) (h)	FOB Plant Price (\$/Ton) (i)	As Received Coal Quality			
									Sulfur Content % (j)	BTU Content (BTU/lb) (k)	Ash Content % (l)	Moisture Content % (m)
1.	Transfer facility	N/A	N/A	OB	56,739.00			51.870	3.06	13,286	2.98	8.71

MONTHLY REPORT OF COST AND QUALITY OF COAL FOR ELECTRIC PLANTS  
 DETAILED PURCHASED COAL INVOICE INFORMATION

1. Reporting Month: January Year: 2005  
 2. Reporting Company: Tampa Electric Company  
 3. Plant Name: Polk Station

4. Name, Title & Telephone Number of Contact Person Concerning Data  
 Submitted on this Form: Jeffrey Chronister, Assistant Controller  
 (813) 228 - 1609

5. Signature of Official Submitting Form:



Jeffrey Chronister, Assistant Controller

6. Date Completed: March 15, 2005


Line No. (a)	Supplier Name (b)	Mine Location (c)	Purchase Type (d)	Tons (e)	F.O.B. Mine Price (\$/Ton) (f)	Shorthaul & Loading Charges (\$/Ton) (g)	Original Invoice Price (\$/Ton) (h)	Retro-active Price Adjustments (\$/Ton) (i)	Base Price (\$/Ton) (j)	Quality Adjustments (\$/Ton) (k)	Effective Purchase Price (\$/Ton) (l)
1.	Transfer facility	N/A	N/A	56,739.00	N/A	0.000		0.000		0.000	

MONTHLY REPORT OF COST AND QUALITY OF COAL FOR ELECTRIC PLANTS  
 DETAIL OF TRANSPORTATION CHARGES

1. Reporting Month: January Year: 2005  
 2. Reporting Company: Tampa Electric Company  
 3. Plant Name: Polk Station

4. Name, Title & Telephone Number of Contact Person Concerning Data  
 Submitted on this Form: Jeffrey Chronister, Assistant Controller  
 (813) 228 - 1609

5. Signature of Official Submitting Form:



Jeffrey Chronister, Assistant Controller

6. Date Completed: March 15, 2005

Line No. (a)	Supplier Name (b)	Mine Location (c)	Shipping Point (d)	Transport Mode (e)	Tons (f)	Effective Purchase Price (\$/Ton) (g)	Add'l Shorthaul & Loading Charges (\$/Ton) (h)	Rail Charges		Waterborne Charges					Total Transportation Charges (\$/Ton) (p)	FOB Plant Price (\$/Ton) (q)	
								Rail Rate (\$/Ton) (i)	Other Rail Charges (\$/Ton) (j)	River Barge Rate (\$/Ton) (k)	Trans-loading Rate (\$/Ton) (l)	Ocean Barge Rate (\$/Ton) (m)	Other Water Charges (\$/Ton) (n)	Other Related Charges (\$/Ton) (o)			
1.	Transfer facility	N/A	Davant, La.	OB	56,739.00		\$0.000		\$0.000								\$51.870



MONTHLY REPORT OF COST AND QUALITY OF COAL FOR ELECTRIC PLANTS  
 REPORT OF ADJUSTMENTS TO PREVIOUS COAL DELIVERED

1. Reporting Month: January Year: 2005  
 2. Reporting Company: Tampa Electric Company

3. Name, Title & Telephone Number of Contact Person Concerning Data  
 Submitted on this Form: Jeffrey Chronister, Assistant Controller  
 (813) 228 - 1609

4. Signature of Official Submitting Report:   
 Jeffrey Chronister, Assistant Controller

5. Date Completed: March 15, 2005

Line No. (a)	Month Reported (b)	Form Plant Name (c)	Intended Generating Plant (d)	Supplier (e)	Original Line Number (f)	Old Volume Tons (g)	Form No. (h)	Column Designator & Title (i)	Old Value (j)	New Value (k)	Delivered Price Transfer Facility (\$/Ton) (l)	Reason for Revision (m)
1.	October 2004	Transfer Facility	Big Bend	Dodge Hill Mining	2.	28,643.70	423-2(a)	Col. (i), Retro-active Price Adjustment (\$/Ton)	\$0.000	\$0.210	\$39.183	Price Adjustment
2.	October 2004	Transfer Facility	Big Bend	Dodge Hill Mining	5.	9,398.30	423-2(a)	Col. (i), Retro-active Price Adjustment (\$/Ton)	\$0.000	\$0.210	\$38.604	Price Adjustment
3.	November 2004	Transfer Facility	Big Bend	Dodge Hill Mining	2.	37,840.50	423-2(a)	Col. (i), Retro-active Price Adjustment (\$/Ton)	\$0.000	\$0.400	\$39.373	Price Adjustment
4.	November 2004	Transfer Facility	Big Bend	Dodge Hill Mining	5.	13,078.60	423-2(a)	Col. (i), Retro-active Price Adjustment (\$/Ton)	\$0.000	\$0.400	\$38.804	Price Adjustment
5.	December 2004	Transfer Facility	Big Bend	Dodge Hill Mining	3.	31,784.10	423-2(a)	Col. (i), Retro-active Price Adjustment (\$/Ton)	\$0.000	\$0.010	\$38.782	Price Adjustment