





# DECLASSIFIED

FPSC FORM 423-1(a)

MONTHLY REPORT OF COST AND QUALITY OF FUEL FOR ELECTRIC PLANTS  
ORIGIN, VOLUME, DELIVERED PRICE AND AS RECEIVED QUALITY

SPECIFIED CONFIDENTIAL

1. REPORTING MONTH: 01/2005  
2. REPORTING COMPANY: FLORIDA POWER CORPORATION

3. NAME, TITLE TELEPHONE NUMBER OF CONTACT PERSON CONCERNING DATA

SUBMITTED ON THIS FORM: DEBBIE PATTERSON, SBFA (919) 546-4047

4. SIGNATURE OF OFFICIAL SUBMITTED REPORT:

*Donna Massengill* 3/17/05  
DONNA MASSENGILL

CONTROLLER, REGULATED COMMERCIAL OPERATIONS

5. DATE COMPLETED: 3/16/2005

LINE NO	PLANT NAME	SUPPLIER NAME	DELIVERY LOCATION	DELIVERY DATE	TYPE OIL	VOLUME (Bbl)	INVOICE PRICE (\$/Bbl)	INVOICE AMOUNT (\$)	DISCOUNT (\$)	NET AMOUNT (\$)	NET PRICE (\$/Bbl)	QUALITY ADJUST (\$/Bbl)	EFFECTIVE TRANSPORT		ADDITIONAL TRANSPORT (\$/Bbl)	OTHER CHARGES (\$/Bbl)	DELIVERED PRICE (\$/Bbl)
													PURCHASE PRICE (\$/Bbl)	TO TERMINAL (\$/Bbl)			
(a)	(b)	(c)	(d)	(e)	(f)	(g)	(h)	(i)	(j)	(k)	(l)	(m)	(n)	(o)	(p)	(q)	(r)
1	Anclote	NO DELIVERIES															
2	Avon Park Peakers	NO DELIVERIES															
3	Bartow Peakers	NO DELIVERIES															
4	Bartow Steam Plant	NO DELIVERIES															
5	Bartow Steam Plant	RIO Energy International, Inc	FOB TERMINAL	1/2005	FO6	211,485	\$29.68	\$6,276,861.68	\$0.00	\$6,276,861.68	\$29.68	\$0.00	\$29.68	\$0.00	\$0.00	\$0.97	\$30.65
6	Bartow Steam Plant	RIO Energy International, Inc	FOB TERMINAL	1/2005	FO6	468,511	\$29.28	\$13,719,017.32	\$0.00	\$13,719,017.32	\$29.28	\$0.00	\$29.28	\$0.00	\$0.00	\$0.96	\$30.24
7	Bartow Steam Plant	RIO Energy International, Inc	FOB TERMINAL	1/2005	FO6	228,653	\$28.76	\$6,576,180.95	\$0.00	\$6,576,180.95	\$28.76	\$0.00	\$28.76	\$0.00	\$0.00	\$0.94	\$29.70
8	Bayboro Peakers	NO DELIVERIES															
9	Central Tampa Tank Farm	NO DELIVERIES															
10	Crystal River	NO DELIVERIES															
11	Debary Peakers	BP Amoco Oil	FOB PLANT	1/2005	FO2	13,965	\$58.76	\$820,532.88	\$0.00	\$820,532.88	\$58.76	\$0.00	\$58.76	\$0.00	\$0.00	\$0.00	\$58.76
12	Debary Peakers	NO DELIVERIES															
13	Higgins Peakers	NO DELIVERIES															
14	Hines Energy Complex	NO DELIVERIES															
15	Intercession City Peakers	NO DELIVERIES															
16	Rio Pinar Peakers	NO DELIVERIES															
17	Suwannee Peakers	Colonial Oil Industries, Inc.	FOB PLANT	1/2005	FO2	5,023	\$56.49	\$283,707.23	\$0.00	\$283,707.23	\$56.49	\$0.00	\$56.49	\$0.00	\$0.00	\$0.00	\$56.49
18	Suwannee Steam Plant	Colonial Oil Industries, Inc.	FOB PLANT	1/2005	FO6	6,882	\$33.72	\$232,069.26	\$0.00	\$232,069.26	\$33.72	\$0.00	\$33.72	\$0.00	\$0.00	\$1.10	\$34.83



MONTHLY REPORT OF COST AND QUALITY OF COAL FOR ELECTRIC PLANTS  
ORIGIN, TONNAGE, DELIVERED PRICE AND AS RECEIVED QUALITY

- 1. Report for: Mo. January 2005
- 2. Reporting Company: Florida Power Corporation
- 3. Plant Name: McDuffie Coal Terminal

**DECLASSIFIED**  
**SPECIFIED**  
**CONFIDENTIAL**

- 4. Name, Title and Telephone Number of Contact  
Person Concerning Data Submitted on this Form  
Donna M. Davis, Director - Regulatory & Adm. Services  
(727) 824-6627

- 5. Signature of Official Submitting Report

  
\_\_\_\_\_  
Donna M. Davis, Director - Regulatory & Adm. Services  
*DM*

- 6. Date Completed: March 15, 2005

Line No.	Supplier Name	Mine Location	Purchase Type	Transportation Mode	Tons	Effective Purchase Price (\$/Ton)	Total Transportation Cost (\$/Ton)	F.O.B. Plant Price (\$/Ton)	As Received Coal Quality			
									Percent Sulfur (%)	Btu Content (Btu/lb)	Percent Ash (%)	Percent Moisture (%)
(a)	(b)	(c)	(d)	(e)	(f)	(g)	(h)	(i)	(j)	(k)	(l)	(m)
1	Drummond Coal Sales, Inc.	25, IM, 999	S	GB	14,924	\$38.55	\$1.95	\$40.50	0.60	11,764	4.74	11.85

*2004*

**MONTHLY REPORT OF COST AND QUALITY OF COAL FOR ELECTRIC PLANTS  
ORIGIN, TONNAGE, DELIVERED PRICE AND AS RECEIVED QUALITY**

- 1. Report for: Mo. January 2005
- 2. Reporting Company: Florida Power Corporation
- 3. Plant Name: Transfer Facility - IMT

4. Name, Title and Telephone Number of Contact  
 Person Concerning Data Submitted on this Form  
 Donna M. Davis, Director - Regulatory & Adm. Services  
 (727) 824-6627

5. Signature of Official Submitting Report

  
 Donna M. Davis, Director - Regulatory & Adm. Services

6. Date Completed: March 15, 2005

**SPECIFIED  
CONFIDENTIAL  
DECLASSIFIED**

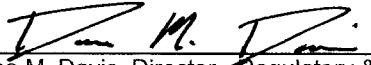
Line No.	Supplier Name	Mine Location	Purchase Type	Transportation Mode	Tons	Effective Purchase Price (\$/Ton)	Total Transportation Cost (\$/Ton)	F.O.B. Plant Price (\$/Ton)	As Received Coal Quality			
									Percent Sulfur (%)	Btu Content (Btu/lb)	Percent Ash (%)	Percent Moisture (%)
(a)	(b)	(c)	(d)	(e)	(f)	(g)	(h)	(i)	(j)	(k)	(l)	(m)
1	Central Coal Co.	08, Wv, 39	S	B	5,908	\$46.72	\$11.75	\$58.47	0.65	12,600	9.26	7.70
2	Central Coal Co.	08, Wv, 39	S	B	1,693	\$42.56	\$11.75	\$54.31	0.65	12,243	11.90	7.81
3	Central Coal Co.	08, Wv, 39	STC	B	1,762	\$50.50	\$11.75	\$62.25	0.64	12,571	10.26	6.98
4	Progress Fuels Corporation	08, Wv, 39	S	B	22,902	\$38.75	\$11.75	\$50.50	0.61	12,257	12.15	7.45
5	Progress Fuels Corporation	08, Wv, 39	S	B	9,377	\$38.75	\$12.25	\$51.00	0.61	12,257	12.15	7.45
6	Progress Fuels Corporation	17, Wv, 39 <sup>29</sup>	STC	B	11,576	\$59.65	\$7.84	\$67.49	0.44	11,871	6.68	10.98
7	Guasare Coal Sales	50, IM, 999	S	GB	47,561	\$39.94	\$1.90	\$41.84	0.68	12,905	6.67	6.85
8	Emerald International Corp	10, Wv, 055 50 IM 999	S	GB	3,623	\$55.00	\$0.00	\$55.00	0.86	11,926	7.74	11.94

**MONTHLY REPORT OF COST AND QUALITY OF COAL FOR ELECTRIC PLANTS  
ORIGIN, TONNAGE, DELIVERED PRICE AND AS RECEIVED QUALITY**

- 1. Report for: Mo. January 2005
- 2. Reporting Company: Florida Power Corporation
- 3. Plant Name: Crystal River 1 & 2

4. Name, Title and Telephone Number of Contact  
Person Concerning Data Submitted on this Form  
Donna M. Davis, Director - Regulatory & Adm. Services  
(727) 824-6627

5. Signature of Official Submitting Report

  
Donna M. Davis, Director - Regulatory & Adm. Services

6. Date Completed: March 15, 2005

**SPECIFIED  
CONFIDENTIAL**

**DECLASSIFIED**


Line No.	Supplier Name	Mine Location	Purchase Type	Transportation Mode	Tons	Effective Purchase Price (\$/Ton)	Total Transportation Cost (\$/Ton)	F.O.B. Plant Price (\$/Ton)	As Received Coal Quality			
									Percent Sulfur (%)	Btu Content (Btu/lb)	Percent Ash (%)	Percent Moisture (%)
(a)	(b)	(c)	(d)	(e)	(f)	(g)	(h)	(i)	(j)	(k)	(l)	(m)
1	Consolidated Coal Sales	08 , Ky , 119	MTC	UR	47,984	\$34.70	\$38.49	\$73.19	1.29	12,700	8.44	6.71
2	Consolidated Coal Sales	08 , Ky , 133	MTC	UR	9,763	\$34.70	\$38.90	\$73.60	1.13	12,934	7.69	6.18
3	Massey Coal Sales Company, Inc.	08 , Ky , 195	MTC	UR	38,956	\$33.85	\$38.49	\$72.34	1.16	12,308	10.63	7.30
4	Massey Coal Sales Company, Inc.	08 , Wv , 081	MTC	UR	9,554	\$33.85	\$40.30	\$74.15	1.25	13,105	10.49	4.69
5	Progress Fuels Corporation	08 , Ky , 193	S	UR	29,765	\$62.00	\$38.90	\$100.90	1.01	12,684	10.16	5.29
6	Progress Fuels Corporation	08 , Ky , 193	S	UR	10,325	\$62.00	\$38.01	\$100.01	0.94	12,287	10.53	6.82
7	B & W Resources, Inc.	08 , Ky , 051	STC	UR	9,050	\$46.50	\$38.01	\$84.51	1.40	12,498	11.16	4.68
8	Sequoia Energy, LLC	08 , Ky , 095	STC	UR	9,432	\$47.00	\$38.01	\$85.01	0.97	12,711	9.67	5.27
9	Transfer Facility	N/A	N/A	OB	34,554	\$47.28	\$4.66	\$51.94	0.85	11,966	7.83	11.62

**MONTHLY REPORT OF COST AND QUALITY OF COAL FOR ELECTRIC PLANTS  
ORIGIN, TONNAGE, DELIVERED PRICE AND AS RECEIVED QUALITY**

- 1. Report for: Mo. January 2005
- 2. Reporting Company: Florida Power Corporation
- 3. Plant Name: Crystal River 4 & 5

4. Name, Title and Telephone Number of Contact  
 Person Concerning Data Submitted on this Form  
 Donna M. Davis, Director - Regulatory & Adm. Services  
 (727) 824-6627

5. Signature of Official Submitting Report

  
 Donna M. Davis, Director - Regulatory & Adm. Services

6. Date Completed: March 15, 2005

**SPECIFIED  
CONFIDENTIAL  
DECLASSIFIED**

Line No.	Supplier Name	Mine Location	Purchase Type	Transportation Mode	Tons	Effective Purchase Price (\$/Ton)	Total Transportation Cost (\$/Ton)	F.O.B. Plant Price (\$/Ton)	As Received Coal Quality			
									Percent Sulfur (%)	Btu Content (Btu/lb)	Percent Ash (%)	Percent Moisture (%)
(a)	(b)	(c)	(d)	(e)	(f)	(g)	(h)	(i)	(j)	(k)	(l)	(m)
1	Central Appalachian Mining, formerly	08 , Ky , 195	MTC	UR	39,225	\$34.75	\$38.01	\$72.76	0.68	12,511	10.20	6.74
2	Massey Coal Sales	08 , Wv , 005	MTC	UR	15,118	\$32.25	\$39.77	\$72.02	0.71	12,218	12.99	6.74
3	Progress Fuels Corporation	08 , Ky , 119	STC	UR	18,948	\$48.50	\$39.37	\$87.87	0.73	12,558	9.68	6.07
4	Massey Coal Sales	08 , Wv , 005	MTC	UR	15,420	\$45.00	\$39.77	\$84.77	0.69	12,296	12.54	6.53
5	Transfer Facility	N/A	N/A	OB	117,625	\$49.14	\$5.62	\$54.76	0.68	12,418	8.28	8.87
6	Transfer Facility	N/A	N/A	OB	15,062	\$40.50	\$4.27	\$44.77	0.60	11,764	4.74	11.85



MONTHLY REPORT OF COST AND QUALITY OF COAL FOR ELECTRIC PLANTS  
ORIGIN, TONNAGE, DELIVERED PRICE AND AS RECEIVED QUALITY

- 1. Report for: Mo. January 2005
- 2. Reporting Company: Florida Power Corporation
- 3. Plant Name: McDuffie Coal Terminal

4. Name, Title and Telephone Number of Contact  
Person Concerning Data Submitted on this Form  
Donna M. Davis, Director - Regulatory & Adm. Services  
(727) 824-6627

5. Signature of Official Submitting Report

  
\_\_\_\_\_  
Donna M. Davis, Director - Regulatory & Adm. Services

6. Date Completed: March 15, 2005

**SPECIFIED  
CONFIDENTIAL**

**DECLASSIFIED**

Line No.	Supplier Name	Mine Location	Purchase Type	Tons	F.O.B. Mine Price (\$/Ton)	Short Haul & Loading Charges (\$/Ton)	Original Invoice Price (\$/Ton)	Retro-active Price Increases (\$/Ton)	Base Price (\$/Ton)	Quality Adjustments (\$/Ton)	Effective Purchase Price (\$/Ton)
(a)	(b)	(c)	(d)	(e)	(f)	(g)	(h)	(i)	(j)	(k)	(l)
1	Drummond Coal Sales, Inc.	25 , IM , 999	S	14,924	\$38.55	\$0.00	\$38.55	\$0.00	\$38.55	\$0.00	\$38.55

MONTHLY REPORT OF COST AND QUALITY OF COAL FOR ELECTRIC PLANTS  
ORIGIN, TONNAGE, DELIVERED PRICE AND AS RECEIVED QUALITY

- 1. Report for: Mo. January 2005
- 2. Reporting Company: Florida Power Corporation
- 3. Plant Name: Transfer Facility - IMT

4. Name, Title and Telephone Number of Contact  
Person Concerning Data Submitted on this Form  
Donna M. Davis, Director - Regulatory & Adm. Services  
(727) 824-6627

5. Signature of Official Submitting Report

  
Donna M. Davis, Director - Regulatory & Adm. Services

6. Date Completed: March 15, 2005

**SPECIFIED  
CONFIDENTIAL  
DECLASSIFIED**

Line No.	Supplier Name	Mine Location	Purchase Type	Tons	F.O.B. Mine Price (\$/Ton)	Short Haul & Loading Charges (\$/Ton)	Original Invoice Price (\$/Ton)	Retro-active Price Inc(Dec) (\$/Ton)	Base Price (\$/Ton)	Quality Adjust-ments (\$/Ton)	Effective Purchase Price (\$/Ton)
(a)	(b)	(c)	(d)	(e)	(f)	(g)	(h)	(i)	(j)	(k)	(l)
1	Central Coal Co.	08 , Wv ,	39 S	5,908	<del>\$44.50</del>	\$0.00	\$44.50	\$0.00	\$44.50	\$2.22	\$46.72
2	Central Coal Co.	08 , Wv ,	39 S	1,693	<del>\$44.50</del>	\$0.00	\$44.50	\$0.00	\$44.50	(\$1.94)	\$42.56
3	Central Coal Co.	08 , Wv ,	39 STC	1,762	<del>\$50.50</del>	\$0.00	\$50.50	\$0.00	\$50.50	\$0.00	\$50.50
4	Progress Fuels Corporation	08 , Wv ,	39 S	22,902	<del>\$38.75</del>	\$0.00	\$38.75	\$0.00	\$38.75	\$0.00	\$38.75
5	Progress Fuels Corporation	08 , Wv ,	39 S	9,377	<del>\$38.75</del>	\$0.00	\$38.75	\$0.00	\$38.75	\$0.00	\$38.75
6	Progress Fuels Corporation	<del>08 , Wv ,</del> <sup>17</sup> <del>39</del> <sup>50 IM 999</sup>	STC	11,576	<del>\$59.65</del>	\$0.00	\$59.65	\$0.00	\$59.65	\$0.00	\$59.65
7	Guasare Coal Sales	50 , IM ,	999 S	47,561	<del>\$39.94</del>	\$0.00	\$39.94	\$0.00	\$39.94	\$0.00	\$39.94
8	Emerald International Corp	<del>40 , TE ,</del> <sup>50 IM 999</sup> <del>55</del>	S	3,623	<del>\$55.00</del>	\$0.00	\$55.00	\$0.00	\$55.00	\$0.00	\$55.00

**MONTHLY REPORT OF COST AND QUALITY OF COAL FOR ELECTRIC PLANTS  
ORIGIN, TONNAGE, DELIVERED PRICE AND AS RECEIVED QUALITY**

- 1. Report for: Mo. January 2005
- 2. Reporting Company: Florida Power Corporation
- 3. Plant Name: Crystal River 1 & 2

4. Name, Title and Telephone Number of Contact  
Person Concerning Data Submitted on this Form  
Donna M. Davis, Director - Regulatory & Adm. Services  
(727) 824-6627

**DECLASSIFIED**  
**SPECIFIED**  
**CONFIDENTIAL**

5. Signature of Official Submitting Report

  
Donna M. Davis, Director - Regulatory & Adm. Services

6. Date Completed: March 15, 2005

Line No.	Supplier Name	Mine Location	Purchase Type	Tons	F.O.B. Mine Price (\$/Ton)	Short Haul & Loading Charges (\$/Ton)	Original Invoice Price (\$/Ton)	Retro-active Price Inc(Dec) (\$/Ton)	Base Price (\$/Ton)	Quality Adjustments (\$/Ton)	Effective Purchase Price (\$/Ton)
(a)	(b)	(c)	(d)	(e)	(f)	(g)	(h)	(i)	(j)	(k)	(l)
1	Consolidated Coal Sales	08 , Ky , 119	MTC	47,984	\$34.70	\$0.00	\$34.70	\$0.00	\$34.70	\$0.00	\$34.70
2	Consolidated Coal Sales	08 , Ky , 133	MTC	9,763	\$34.70	\$0.00	\$34.70	\$0.00	\$34.70	\$0.00	\$34.70
3	Massey Coal Sales Company, Inc.	08 , Ky , 195	MTC	38,956	\$33.85	\$0.00	\$33.85	\$0.00	\$33.85	\$0.00	\$33.85
4	Massey Coal Sales Company, Inc.	08 , Wv , 081	MTC	9,554	\$33.85	\$0.00	\$33.85	\$0.00	\$33.85	\$0.00	\$33.85
5	Progress Fuels Corporation	08 , Ky , 193	S	29,765	\$62.00	\$0.00	\$62.00	\$0.00	\$62.00	\$0.00	\$62.00
6	Progress Fuels Corporation	08 , Ky , 193	S	10,325	\$62.00	\$0.00	\$62.00	\$0.00	\$62.00	\$0.00	\$62.00
7	B & W Resources, Inc.	08 , Ky , 051	STC	9,050	\$46.50	\$0.00	\$46.50	\$0.00	\$46.50	\$0.00	\$46.50
8	Sequoia Energy, LLC	08 , Ky , 095	STC	9,432	\$47.00	\$0.00	\$47.00	\$0.00	\$47.00	\$0.00	\$47.00
9	Transfer Facility	N/A	N/A	34,554	\$47.28	\$0.00	\$47.28	\$0.00	\$47.28	\$0.00	\$47.28


MONTHLY REPORT OF COST AND QUALITY OF COAL FOR ELECTRIC PLANTS  
ORIGIN, TONNAGE, DELIVERED PRICE AND AS RECEIVED QUALITY

- 1. Report for: Mo. January 2005
- 2. Reporting Company: Florida Power Corporation
- 3. Plant Name: Crystal River 4 & 5

4. Name, Title and Telephone Number of Contact  
Person Concerning Data Submitted on this Form  
Donna M. Davis, Director - Regulatory & Adm. Services  
(727) 824-6627

**DECLASSIFIED  
SPECIFIED  
CONFIDENTIAL**

5. Signature of Official Submitting Report

  
Donna M. Davis, Director - Regulatory & Adm. Services

6. Date Completed: March 15, 2005

Line No.	Supplier Name	Mine Location	Purchase Type	Tons	F.O.B. Mine Price (\$/Ton)	Short Haul & Loading Charges (\$/Ton)	Original Invoice Price (\$/Ton)	Retro-active Price Inc(Dec) (\$/Ton)	Base Price (\$/Ton)	Quality Adjustments (\$/Ton)	Effective Purchase Price (\$/Ton)
(a)	(b)	(c)	(d)	(e)	(f)	(g)	(h)	(i)	(j)	(k)	(l)
1	Central Appalachian Mining, formerly	08 , Ky , 195	MTC	39,225	\$34.75	\$0.00	\$34.75	\$0.00	\$34.75	\$0.00	\$34.75
2	Massey Coal Sales	08 , Wv , 005	MTC	15,118	\$32.25	\$0.00	\$32.25	\$0.00	\$32.25	\$0.00	\$32.25
3	Progress Fuels Corporation	08 , Ky , 119	MTC	18,948	\$48.50	\$0.00	\$48.50	\$0.00	\$48.50	\$0.00	\$48.50
4	Massey Coal Sales	08 , Wv , 005	MTC	15,420	\$45.00	\$0.00	\$45.00	\$0.00	\$45.00	\$0.00	\$45.00
5	Transfer Facility	N/A	N/A	117,625	\$49.14	\$0.00	\$49.14	\$0.00	\$49.14	N/A	\$49.14
6	Transfer Facility	N/A	N/A	15,062	\$40.50	\$0.00	\$40.50	\$0.00	\$40.50	N/A	\$40.50

MONTHLY REPORT OF COST AND QUALITY OF COAL FOR ELECTRIC PLANTS  
ORIGIN, TONNAGE, DELIVERED PRICE AND AS RECEIVED QUALITY

- 1. Report for: Mo. January 2005
- 2. Reporting Company: Florida Power Corporation
- 3. Plant Name: McDuffie Coal Terminal

4. Name, Title and Telephone Number of Contact  
Person Concerning Data Submitted on this Form  
Donna M. Davis, Director - Regulatory & Adm. Services  
(727) 824-6627

5. Signature of Official Submitting Report



Donna M. Davis, Director - Regulatory & Adm. Services

6. Date Completed: March 15, 2005

**SPECIFIED  
CONFIDENTIAL  
DECLASSIFIED**


Line No.	Supplier Name	Mine Location	Shipping Point	Transportation Mode	Tons	Effective Purchase Price (\$/Ton)	Additional Shorthaul & Loading Charges (\$/Ton)	Rail Rate (\$/Ton)	Other Rail Charges (\$/Ton)	River Barge Rate (\$/Ton)	Trans-Ocean loading Rate (\$/Ton)	Ocean Barge Rate (\$/Ton)	Other Water Charges (\$/Ton)	Other Related Charges (\$/Ton)	Transportation Charges (\$/Ton)	F.O.B. Plant Price (\$/Ton)
(a)	(b)	(c)	(d)	(e)	(f)	(g)	(h)	(i)	(j)	(k)	(l)	(m)	(n)	(o)	(p)	(q)
1	Drummond Coal Sales, Inc.	25 IM 999	Cartagena, Col	GB	14,924	\$38.55	N/A	N/A	N/A	N/A	\$1.95	N/A	N/A	N/A	\$1.95	\$40.50

MONTHLY REPORT OF COST AND QUALITY OF COAL FOR ELECTRIC PLANTS  
ORIGIN, TONNAGE, DELIVERED PRICE AND AS RECEIVED QUALITY

- 1. Report for: Mo. January 2005
- 2. Reporting Company: Florida Power Corporation
- 3. Plant Name: Transfer Facility - IMT

4. Name, Title and Telephone Number of Contact Person Concerning Data Submitted on this Form  
Donna M. Davis, Director - Regulatory & Adm. Services  
(727) 824-6627

5. Signature of Official Submitting Report

  
Donna M. Davis, Director - Regulatory & Adm. Services

6. Date Completed: March 15, 2005

**SPECIFIED  
CONFIDENTIAL  
DECLASSIFIED**

Line No.	Supplier Name	Mine Location	Shipping Point	Transportation Mode	Tons	Effective Purchase Price (\$/Ton)	Additional Shorthaul & Loading Charges (\$/Ton)	Rail Rate (\$/Ton)	Other Rail Charges (\$/Ton)	River Barge Rate (\$/Ton)	Trans-loading Rate (\$/Ton)	Ocean Barge Rate (\$/Ton)	Other Water Charges (\$/Ton)	Other Related Charges (\$/Ton)	Transportation Charges (\$/Ton)	F.O.B. Plant Price (\$/Ton)
(a)	(b)	(c)	(d)	(e)	(f)	(g)	(h)	(i)	(j)	(k)	(l)	(m)	(n)	(o)	(p)	(q)
1	Central Coal Co.	08 , Wv ,	39 Kanawha,Wv	B	5,908	\$46.72	N/A	N/A	N/A	\$10.15	\$1.60	N/A	N/A	N/A	\$11.75	\$58.47
2	Central Coal Co.	08 , Wv ,	39 Kanawha,Wv	B	1,693	\$42.56	N/A	N/A	N/A	\$10.15	\$1.60	N/A	N/A	N/A	\$11.75	\$54.31
3	Central Coal Co.	08 , Wv ,	39 Kanawha,Wv	B	1,762	\$50.50	N/A	N/A	N/A	\$10.15	\$1.60	N/A	N/A	N/A	\$11.75	\$62.25
4	Progress Fuels Corporation	08 , Wv ,	39 Kanawha,Wv	B	22,902	\$38.75	N/A	N/A	N/A	\$10.15	\$1.60	N/A	N/A	N/A	\$11.75	\$50.50
5	Progress Fuels Corporation	08 , Wv ,	39 Kanawha,Wv	B	9,377	\$38.75	N/A	N/A	N/A	\$10.15	\$2.10	N/A	N/A	N/A	\$12.25	\$51.00
6	Progress Fuels Corporation	08 , Wv ,	39 Mt. Vernon, IL	B	11,576	\$59.65	N/A	N/A	N/A	\$6.24	\$1.60	N/A	N/A	N/A	\$7.84	\$67.49
7	Guasare Coal Sales	50 , IM ,	999 Maracaibo, VZ	GB	47,561	\$39.94	N/A	N/A	N/A	\$0.00	\$1.90	N/A	N/A	N/A	\$1.90	\$41.84
8	Emerald International Corp	10 , IL ,	55 Maracaibo, VZ	GB	3,623	\$55.00	N/A	N/A	N/A	\$0.00	\$0.00	N/A	N/A	N/A	\$0.00	\$55.00

**MONTHLY REPORT OF COST AND QUALITY OF COAL FOR ELECTRIC PLANTS  
ORIGIN, TONNAGE, DELIVERED PRICE AND AS RECEIVED QUALITY**

- 1. Report for: Mo. January 2005
- 2. Reporting Company: Florida Power Corporation
- 3. Plant Name: Crystal River 1 & 2

4. Name, Title and Telephone Number of Contact  
Person Concerning Data Submitted on this Form  
Donna M. Davis, Director - Regulatory & Adm. Services  
(727) 824-6627

5. Signature of Official Submitting Report

  
Donna M. Davis, Director - Regulatory & Adm. Services

6. Date Completed: March 15, 2005

**SPECIFIED  
CONFIDENTIAL  
DECLASSIFIED**

Line No.	Supplier Name	Mine Location	Shipping Point	Transportation Mode	Tons	Effective Purchase Price (\$/Ton)	Additional Shorthaul & Loading Charges (\$/Ton)	Rail Rate (\$/Ton)	Other Rail Charges (\$/Ton)	River Barge Rate (\$/Ton)	Trans-loading Rate (\$/Ton)	Ocean Barge Rate (\$/Ton)	Other Water Charges (\$/Ton)	Other Related Charges (\$/Ton)	Transportation Charges (\$/Ton)	F.O.B. Plant Price (\$/Ton)
(a)	(b)	(c)	(d)	(e)	(f)	(g)	(h)	(i)	(j)	(k)	(l)	(m)	(n)	(o)	(p)	(q)
1	Consolidated Coal Sales	08 , Ky ,	119 Knott, Ky	UR	47,984	\$34.70	N/A	\$37.25	\$1.24	N/A	N/A	N/A	N/A	N/A	\$38.49	\$73.19
2	Consolidated Coal Sales	08 , Ky ,	133 Letcher, Ky	UR	9,763	\$34.70	N/A	\$37.66	\$1.24	N/A	N/A	N/A	N/A	N/A	\$38.90	\$73.60
3	Massey Coal Sales Company, Inc.	08 , Ky ,	195 Pike, Ky	UR	38,956	\$33.85	N/A	\$37.25	\$1.24	N/A	N/A	N/A	N/A	N/A	\$38.49	\$72.34
4	Massey Coal Sales Company, Inc.	08 , Wv ,	081 Pike, Ky	UR	9,554	\$33.85	N/A	\$39.06	\$1.24	N/A	N/A	N/A	N/A	N/A	\$40.30	\$74.15
5	Progress Fuels Corporation	08 , Ky ,	193 Perry, Ky	UR	29,765	\$62.00	N/A	\$37.66	\$1.24	N/A	N/A	N/A	N/A	N/A	\$38.90	\$100.90
6	Progress Fuels Corporation	08 , Ky ,	193 Perry, Ky	UR	10,325	\$62.00	N/A	\$36.77	\$1.24	N/A	N/A	N/A	N/A	N/A	\$38.01	\$100.01
7	B & W Resources, Inc.	08 , Ky ,	051 Perry, Ky	UR	9,050	\$46.50	N/A	\$36.77	\$1.24	N/A	N/A	N/A	N/A	N/A	\$38.01	\$84.51
8	Sequoia Energy, LLC	08 , Ky ,	095 Perry, Ky	UR	9,432	\$47.00	N/A	\$36.77	\$1.24	N/A	N/A	N/A	N/A	N/A	\$38.01	\$85.01
9	Transfer Facility	N/A	Plaquemines Parrish, La	OB	34,554	\$47.28	N/A	N/A	N/A	N/A	N/A	N/A	N/A	N/A	\$4.66	\$51.94

MONTHLY REPORT OF COST AND QUALITY OF COAL FOR ELECTRIC PLANTS  
ORIGIN, TONNAGE, DELIVERED PRICE AND AS RECEIVED QUALITY

- 1. Report for: Mo. January 2005
- 2. Reporting Company: Florida Power Corporation
- 3. Plant Name: Crystal River 4 & 5

4. Name, Title and Telephone Number of Contact  
Person Concerning Data Submitted on this Form  
Donna M. Davis, Director - Regulatory & Adm. Services  
(727) 824-6627

5. Signature of Official Submitting Report



Donna M. Davis, Director - Regulatory & Adm. Services

6. Date Completed: March 15, 2005

**SPECIFIED  
CONFIDENTIAL  
DECLASSIFIED**

Line No.	Supplier Name	Mine Location	Shipping Point	Transportation Mode	Tons	Effective Purchase Price (\$/Ton)	Additional Shorthaul & Loading Charges (\$/Ton)	Rail Rate (\$/Ton)	Other Rail Charges (\$/Ton)	River Barge Rate (\$/Ton)	Trans-loading Rate (\$/Ton)	Ocean Barge Rate (\$/Ton)	Other Water Charges (\$/Ton)	Other Related Charges (\$/Ton)	Transportation Charges (\$/Ton)	F.O.B. Plant Price (\$/Ton)
(a)	(b)	(c)	(d)	(e)	(f)	(g)	(h)	(i)	(j)	(k)	(l)	(m)	(n)	(o)	(p)	(q)
1	Central Appalachian Mining, forme	08 , Ky ,	195 Pike, Ky	UR	39,225	\$34.75	N/A	\$36.77	\$1.24	N/A	N/A	N/A	N/A	N/A	\$38.01	\$72.76
2	Massey Coal Sales	08 , Wv ,	005 Boone, Wv	UR	15,118	\$32.25	N/A	\$38.53	\$1.24	N/A	N/A	N/A	N/A	N/A	\$39.77	\$72.02
3	Progress Fuels Corporation	08 , Ky ,	119 Pike, Ky	UR	18,948	\$48.50	N/A	\$38.13	\$1.24	N/A	N/A	N/A	N/A	N/A	\$39.37	\$87.87
4	Massey Coal Sales	08 , Wv ,	005 Boone, Wv	UR	15,420	\$45.00	N/A	\$38.53	\$1.24	N/A	N/A	N/A	N/A	N/A	\$39.77	\$84.77
5	Transfer Facility	N/A	Plaquemines, Pa	OB	117,625	\$49.14	N/A	N/A	N/A	N/A	N/A	N/A	N/A	N/A	\$5.62	\$54.76
6	Transfer Facility	N/A	Mobile, Al	OB	15,062	\$40.50	N/A	N/A	N/A	N/A	N/A	N/A	N/A	N/A	\$4.27	\$44.77




MONTHLY REPORT OF COST AND QUALITY OF COAL FOR ELECTRIC PLANTS  
 REPORT OF ADJUSTMENTS TO PREVIOUS COAL DELIVERIES

- 1. Report for: Mo. January 2005
- 2. Reporting Company: Florida Power Corporation
- 3. Plant Name: McDuffie Coal Terminal

**SPECIFIED  
 CONFIDENTIAL  
 DECLASSIFIED**

4. Name, Title and Telephone Number of Contact  
 Person Concerning Data Submitted on this Form  
 Donna M. Davis, Director - Regulatory & Adm. Services  
 (727) 824-6627

5. Signature of Official Submitting Report

  
 \_\_\_\_\_  
 Donna M. Davis, Director - Regulatory & Adm. Services

6. Date Completed: March 15, 2005

Line No.	Month Reported	Form Plant Name	Intended Generating Plant	Supplier	Original Line Number	Old Volume (tons)	Form No.	Column Title	Old Value	New Value	New F.O.B. Plant Price	Reason for Revision
(a)	(b)	(c)	(d)	(e)	(f)	(g)	(h)	(i)	(j)	(k)	(l)	(m)

MONTHLY REPORT OF COST AND QUALITY OF COAL FOR ELECTRIC PLANTS  
 REPORT OF ADJUSTMENTS TO PREVIOUS COAL DELIVERIES

- 1. Report for: Mo. January 2005
- 2. Reporting Company: Florida Power Corporation
- 3. Plant Name: Transfer Facility - IMT

4. Name, Title and Telephone Number of Contact  
 Person Concerning Data Submitted on this Form  
 Donna M. Davis, Director - Regulatory & Adm. Services  
 (727) 824-6627

5. Signature of Official Submitting Report

  
 Donna M. Davis, Director - Regulatory & Adm. Services  
*DM*

6. Date Completed: March 15, 2005

**SPECIFIED  
 CONFIDENTIAL  
 DECLASSIFIED**


Line No.	Month Reported	Form Plant Name	Intended Generating Plant	Supplier	Original Line Number	Old Volume (tons)	Form No.	Column Title	Old Value	New Value	New F.O.B. Plant Price	Reason for Revision
(a)	(b)	(c)	(d)	(e)	(f)	(g)	(h)	(i)	(j)	(k)	(l)	(m)
1	12/04	Transfer Facility-IMT		Guasare Coal Sales Corp.	8	46,990	2A	(k) Quality Adjustments	\$0.00	\$ 0.49	\$ 42.33	Quality Adjustment
2	11/04	Transfer Facility-IMT		Guasare Coal Sales Corp.	7	9,879	2A	(k) Quality Adjustments	\$0.00	\$ 0.34	\$ 44.02	Quality Adjustment
3	11/04	Transfer Facility-IMT		Guasare Coal Sales Corp.	8	135,592	2A	(k) Quality Adjustments	\$0.00	\$ 0.57	\$ 42.41	Quality Adjustment
4	12/04	Transfer Facility-IMT		Progress Fuels Corporation	6	31,916	2A	(k) Quality Adjustments	\$0.00	\$ (0.45)	\$ 49.45	Quality Adjustment
5	12/04	Transfer Facility-IMT		Progress Fuels Corporation	7	5,973	2A	(k) Quality Adjustments	\$0.00	\$ 0.04	\$ 50.44	Quality Adjustment
6	12/04	Transfer Facility-IMT		Central Coal Co.	1	9,005	2A	(k) Quality Adjustments	\$0.00	\$ 1.36	\$ 57.01	Quality Adjustment
7	11/04	Transfer Facility-IMT		Keystone Coal Company	4	9,236	2A	(k) Quality Adjustments	\$0.00	\$ 0.16	\$ 56.31	Quality Adjustment
8	07/04	Transfer Facility-IMT		Peabody Coal Trade	1	26,232	2C	(k) New Value	\$0.31	\$ 0.51	\$ 30.61	Quality Adjustment

**MONTHLY REPORT OF COST AND QUALITY OF COAL FOR ELECTRIC PLANTS  
REPORT OF ADJUSTMENTS TO PREVIOUS COAL DELIVERIES**

- 1. Report for: Mo. January 2005
- 2. Reporting Company: Florida Power Corporation
- 3. Plant Name: Crystal River 1 & 2

4. Name, Title and Telephone Number of Contact  
Person Concerning Data Submitted on this Form  
Donna M. Davis, Director - Regulatory & Adm. Services  
(727) 824-6627

5. Signature of Official Submitting Report

  
Donna M. Davis, Director - Regulatory & Adm. Services

6. Date Completed: March 15, 2005

**SPECIFIED  
CONFIDENTIAL  
DECLASSIFIED**

Line No.	Month Reported	Form Plant Name	Intended Generating Plant	Supplier	Original Line Number	Old Volume (tons)	Form No.	Column Title	Old Value	New Value	New F.O.B. Plant Price	Reason for Revision
(a)	(b)	(c)	(d)	(e)	(f)	(g)	(h)	(i)	(j)	(k)	(l)	(m)
1	12/04	CR1&2	CR1&2	Consolidated Coal Sales	2	57,183	2A	(k) Quality Adjustments	\$0.00	\$ (0.79)	\$ 52.41	Quality Adjustment ✓
2	10/04	CR1&2	CR1&2	Consolidated Coal Sales	3	54,469	2A	(k) Quality Adjustments	\$0.00	\$ (0.76)	\$ 51.86	Quality Adjustment ✓
3	05/04	CR1&2	CR1&2	Central Appalachian Mining, formerly	1	44,588	2A	(k) Quality Adjustments	\$0.00	\$ 0.08	\$ 55.08	Quality Adjustment ✓
4	06/04	CR1&2	CR1&2	Central Appalachian Mining, formerly	1	38,935	2A	(k) Quality Adjustments	\$0.00	\$ 0.19	\$ 55.46	Quality Adjustment ✓
5	07/04	CR1&2	CR1&2	Central Appalachian Mining, formerly	1	86,612	2A	(k) Quality Adjustments	\$0.00	\$ (0.10)	\$ 54.58	Quality Adjustment ✓
6	08/04	CR1&2	CR1&2	Central Appalachian Mining, formerly	1	73,613	2A	(k) Quality Adjustments	\$0.00	\$ 0.23	\$ 55.16	Quality Adjustment ✓
7	09/04	CR1&2	CR1&2	Central Appalachian Mining, formerly	1	29,132	2A	(k) Quality Adjustments	\$0.00	\$ 0.05	\$ 56.17	Quality Adjustment ✓
8	09/04	CR1&2	CR1&2	Central Appalachian Mining, formerly	2	27,188	2A	(k) Quality Adjustments	\$0.00	\$ 0.05	\$ 83.67	Quality Adjustment ✓
9	10/04	CR1&2	CR1&2	Central Appalachian Mining, formerly	1	29,589	2A	(k) Quality Adjustments	\$0.00	\$ (0.02)	\$ 54.40	Quality Adjustment ✓
10	10/04	CR1&2	CR1&2	Central Appalachian Mining, formerly	2	19,207	2A	(k) Quality Adjustments	\$0.00	\$ (0.02)	\$ 81.25	Quality Adjustment ✓
11	11/04	CR1&2	CR1&2	Central Appalachian Mining, formerly	1	60,072	2A	(k) Quality Adjustments	\$0.00	\$ 0.09	\$ 54.77	Quality Adjustment ✓
12	11/04	CR1&2	CR1&2	Central Appalachian Mining, formerly	2	9,847	2A	(k) Quality Adjustments	\$0.00	\$ 0.09	\$ 80.77	Quality Adjustment ✓


**MONTHLY REPORT OF COST AND QUALITY OF COAL FOR ELECTRIC PLANTS  
REPORT OF ADJUSTMENTS TO PREVIOUS COAL DELIVERIES**

- 1. Report for: Mo. January 2005
- 2. Reporting Company: Florida Power Corporation
- 3. Plant Name: Crystal River 4 & 5

4. Name, Title and Telephone Number of Contact  
Person Concerning Data Submitted on this Form  
Donna M. Davis, Director - Regulatory & Adm. Services  
(727) 824-6627

**SPECIFIED  
CONFIDENTIAL**

5. Signature of Official Submitting Report

  
Donna M. Davis, Director - Regulatory & Adm. Services

6. Date Completed: March 15, 2005

**DECLASSIFIED**

Line No.	Month Reported	Form Plant Name	Intended Generating Plant	Supplier	Original Line Number	Old Volume (tons)	Form No.	Column Title	Old Value	New Value	New F.O.B. Plant Price	Reason for Revision
(a)	(b)	(c)	(d)	(e)	(f)	(g)	(h)	(i)	(j)	(k)	(l)	(m)
1	12/04	CR4&5	CR4&5	Asset Management Group	5	17,884	2A	(k) Quality Adjustments	\$0.00	\$ 1.81	\$ 63.69	✓ Quality Adjustment
2	11/04	CR4&5	CR4&5	Alliance Coal Sales Corp.	2	47,125	2A	(k) Quality Adjustments	\$0.00	\$ 0.58	\$ 53.44	✓ Quality Adjustment
3	12/04	CR4&5	CR4&5	Virginia Power Marketing, Inc.	3	9,878	2A	(k) Quality Adjustments	\$0.00	\$ 0.94	\$ 52.69	✓ Quality Adjustment
4	05/04	CR4&5	CR4&5	Central Appalachian Mining, formerly	1	29,557	2A	(k) Quality Adjustments	\$0.00	\$ 0.43	\$ 53.68	✓ Quality Adjustment
5	06/04	CR4&5	CR4&5	Central Appalachian Mining, formerly	1	49,366	2A	(k) Quality Adjustments	\$0.00	\$ 0.41	\$ 53.92	✓ Quality Adjustment
6	07/04	CR4&5	CR4&5	Central Appalachian Mining, formerly	1	29,184	2A	(k) Quality Adjustments	\$0.00	\$ 0.05	\$ 52.98	✓ Quality Adjustment
7	08/04	CR4&5	CR4&5	Central Appalachian Mining, formerly	1	57,225	2A	(k) Quality Adjustments	\$0.00	\$ 0.26	\$ 53.44	✓ Quality Adjustment
8	09/04	CR4&5	CR4&5	Central Appalachian Mining, formerly	1	19,462	2A	(k) Quality Adjustments	\$0.00	\$ (0.09)	\$ 54.25	✓ Quality Adjustment
9	10/04	CR4&5	CR4&5	Central Appalachian Mining, formerly	1	39,626	2A	(k) Quality Adjustments	\$0.00	\$ 0.07	\$ 52.74	✓ Quality Adjustment
10	11/04	CR4&5	CR4&5	Central Appalachian Mining, formerly	1	49,803	2A	(k) Quality Adjustments	\$0.00	\$ 0.03	\$ 52.96	✓ Quality Adjustment