



JAMES A. MCGEE
ASSOCIATE GENERAL COUNSEL
PROGRESS ENERGY SERVICE CO., LLC

April 20, 2005

Ms. Blanca S. Bayó, Director
Division of the Commission Clerk
and Administrative Services
Florida Public Service Commission
2540 Shumard Oak Boulevard
Tallahassee, Florida 32399-0850

Re: Docket No. 050001-EI

Dear Ms. Bayó:

Enclosed for filing on behalf of Progress Energy Florida, Inc. are an original plus ten (10) copies of FPSC 423 forms for the month of December 2004. Forms 423-1A, 423-2, 423-2A, 423-2B, and 423-2C contained in this filing have been edited to delete certain confidential information. Progress Energy Florida, Inc.'s Request for Specified Confidential Treatment, which includes an unedited copy of the 423 forms, has been submitted for filing this date under separate cover.

Please acknowledge your receipt and filing of the above on the enclosed copy of this letter and return same to me.

Very truly yours,

A handwritten signature in black ink, appearing to read "James A. McGee", written over a light gray rectangular background.

James A. McGee

JAM:at
Enclosures
cc: Parties of record

DOCUMENT NUMBER-DATE

03904 APR 21 05

FPSC-COMMISSION CLERK

Progress Energy Florida, Inc.

CERTIFICATE OF SERVICE

Docket No. 050001-EI

I HEREBY CERTIFY that a true copy of Progress Energy Florida, Inc.'s FPSC 423 Forms for the month of December 2004 have been furnished to the following individuals by regular U.S. Mail this 20th day of April 2005.

John Butler
Steel, Hector & Davis
215 S. Monroe Street
Suite 601
Tallahassee, FL 32301-1804

Jeffrey A. Stone, Esquire
Russell A. Badders, Esquire
Beggs and Lane
P. O. Box 12950
Pensacola, FL 32576-2950

Lee L. Willis, Esquire
James D. Beasley, Esquire
Ausley & McMullen
P. O. Box 391
Tallahassee, FL 32302

Wm. Cochran Keating, IV
Office of the General Counsel
Economic Regulation Section
Florida Public Service Commission
2540 Shumard Oak Boulevard
Tallahassee, FL 32399-0850

Robert Vandiver, Esquire
Office of the Public Counsel
C/o The Florida Legislature
111 West Madison Street
Room 812
Tallahassee, FL 32399-1400

Vicki Gordon Kaufman, Esquire
McWhirter, Reeves
117 S. Gadsden Street
Tallahassee, FL 32301

John McWhirter, Jr.
McWhirter, Reeves et al.
400 North Tampa Street
Suite 2450
Tampa, FL 33601

Norman Horton, Jr., Esquire
Messer, Caparello & Self
P. O. Box 1876
Tallahassee, FL 32302



Attorney

FPSC FORM 423-1

MONTHLY REPORT OF COST AND QUALITY OF FUEL FOR ELECTRIC PLANTS
 ORIGIN, VOLUME, DELIVERED PRICE AND AS RECEIVED QUALITY

1. REPORTING MONTH: 12/2004

2. REPORTING COMPANY: FLORIDA POWER CORPORATION

3. NAME, TITLE TELEPHONE NUMBER OF CONTACT PERSON CONCERNING DATA

SUBMITTED ON THIS FORM: DEBBIE PATTERSON, SBEFA (919) 536-1047 *DP* 2/14/05

4. SIGNATURE OF OFFICIAL SUBMITTED REPORT:

Donna Massengill
 DONNA MASSENGILL

CONTROLLER, REGULATED COMMERCIAL OPERATIONS

5. DATE COMPLETED: 2/11/2005

LINE NO.	PLANT NAME (b)	SUPPLIER NAME (c)	SHIPPING POINT (d)
1	Anclote	BP Amoco Oil	F- BP Tampa, FL
2	Bartow Steam Plant	RIO Energy International, Inc	F- Rio Houston, TX
3	Crystal River	BP Amoco Oil	F- BP Tampa, FL
4	Crystal River	BP Amoco Oil	F- BP Tampa, FL
5	Debary Peakers	BP Amoco Oil	F- BP Taft, FL
6	Hines Energy Complex	BP Amoco Oil	F- BP Tampa, FL

PURCHASE TYPE (e)	DELIVERY LOCATION (f)	DELIVERY DATE (g)	DELIVERY TYPE (h)	SULFUR CONTENT (%) (i)	BTU CONTENT (Btu/gal) (j)	VOLUME (Bbls) (k)	DELIVERED PRICE (\$/Bbl) (l)
MTC	FOB PLANT	12/2004	FO2	0.37	138,192	533	\$51.1000
MTC	FOB TERMINAL	12/2004	FO6	1.08	158,399	338,698	\$35.4100
MTC	FOB PLANT	12/2004	FO2	0.37	138,192	824	\$50.9900
MTC	FOB PLANT	12/2004	FO2	0.37	138,192	11,241	\$51.2500
MTC	FOB PLANT	12/2004	FO2	0.20	138,238	5,497	\$55.5700
MTC	FOB PLANT	12/2004	FO2	0.04	138,000	8,933	\$51.7600

FPSC FORM 423-1(a)

MONTHLY REPORT OF COST AND QUALITY OF FUEL FOR ELECTRIC PLANTS
ORIGIN, VOLUME, DELIVERED PRICE AND AS RECEIVED QUALITY

1. REPORTING MONTH: 12/2004
2. REPORTING COMPANY: FLORIDA POWER CORPORATION

SPECIFIED CONFIDENTIAL

3. NAME, TITLE TELEPHONE NUMBER OF CONTACT PERSON CONCERNING DATA

SUBMITTED ON THIS FORM: DEBBIE PATTERSON, SBFA (919) 546-4047

4. SIGNATURE OF OFFICIAL SUBMITTED REPORT

Donna Massengill
DONNA MASSENGILL

CONTROLLER, REGULATED COMMERCIAL OPERATIONS

5. DATE COMPLETED: 2/11/2005

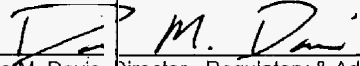
LINE NO	PLANT NAME	SUPPLIER NAME	DELIVERY LOCATION	DELIVERY DATE	TYPE OIL	VOLUME (Bbl)	INVOICE PRICE (\$/Bbl)	INVOICE AMOUNT (\$)	DISCOUNT (\$)	NET AMOUNT (\$)	NET PRICE (\$/Bbl)	QUALITY ADJUST (\$/Bbl)	EFFECTIVE TRANSPORT		ADDITIONAL TRANSPORT (\$/Bbl)	OTHER CHARGES (\$/Bbl)	DELIVERED PRICE (\$/Bbl)
													PURCHASE PRICE (\$/Bbl)	TO TERMINAL (\$/Bbl)			
(a)	(b)	(c)	(d)	(e)	(f)	(g)	(h)	(i)	(j)	(k)	(l)	(m)	(n)	(o)	(p)	(q)	(r)
1	Anclote	BP Amoco Oil	FOB PLANT	12/2004	FO2	533									\$0.00		\$51.10
2	Bartow Steam Plant	RIO Energy International, Inc	FOB TERMI	12/2004	FO6	338,698									\$0.00		\$35.41
3	Crystal River	BP Amoco Oil	FOB PLANT	12/2004	FO2	824									\$0.00		\$50.99
4	Crystal River	BP Amoco Oil	FOB PLANT	12/2004	FO2	11,241									\$0.00		\$51.25
5	Debary Peakers	BP Amoco Oil	FOB PLANT	12/2004	FO2	5,497									\$0.00		\$55.57
6	Hines Energy Complex	BP Amoco Oil	FOB PLANT	12/2004	FO2	8,933									\$0.00		\$51.76

MONTHLY REPORT OF COST AND QUALITY OF COAL FOR ELECTRIC PLANTS
ORIGIN, TONNAGE, DELIVERED PRICE AND AS RECEIVED QUALITY

- 1. Report for: Mo. December 2004
- 2. Reporting Company: Florida Power Corporation
- 3. Plant Name: McDuffie Coal Terminal

4. Name, Title and Telephone Number of Contact Person Concerning Data Submitted on this Form
Donna M. Davis, Director - Regulatory & Adm. Service
(727) 824-6027

5. Signature of Official Submitting Report


Donna M. Davis, Director - Regulatory & Adm. Services

6. Date Completed: February 15, 2005

Line No.	Supplier Name	Mine Location	Purchase Type	Transportation Mode	Tons	Effective Purchase Price (\$/Ton)	Total Transportation Cost (\$/Ton)	F.O.B. Plant Price (\$/Ton)	As Received Coal Quality			
									Percent Sulfur (%)	Btu Content (Btu/lb)	Percent Ash (%)	Percent Moisture (%)
(a)	(b)	(c)	(d)	(e)	(f)	(g)	(h)	(i)	(j)	(k)	(l)	(m)

MONTHLY REPORT OF COST AND QUALITY OF COAL FOR ELECTRIC PLANTS
ORIGIN, TONNAGE, DELIVERED PRICE AND AS RECEIVED QUALITY

1. Report for: Mo. December 2004
 2. Reporting Company: Florida Power Corporation
 3. Plant Name: Transfer Facility - IMT

4. Name, Title and Telephone Number of Contact Person Concerning Data Submitted on this Form
 Donna M. Davis, Director - Regulatory & Adm. Services
 (727) 824-6627

5. Signature of Official Submitting Report

Donna M. Davis
 Donna M. Davis, Director - Regulatory & Adm. Services

6. Date Completed: February 15, 2005


Line No.	Supplier Name	Mine Location	Purchase Type	Transportation Mode	Tons	Effective Purchase Price (\$/Ton)	Total Transportation Cost (\$/Ton)	F.O.B. Plant Price (\$/Ton)	As Received Coal Quality			
									Percent Sulfur (%)	Btu Content (Btu/lb)	Percent Ash (%)	Percent Moisture (%)
(a)	(b)	(c)	(d)	(e)	(f)	(g)	(h)	(i)	(j)	(k)	(l)	(m)
1	Central Coal Co.	8, Wv, 39	S	B	9,005			\$ 55.65	0.69	12,286	11.27	7.35
2	Central Coal Co.	8, Wv, 39	S	B	8,986			\$ 56.90	0.69	12,286	11.27	7.35
3	Central Coal Co.	8, Wv, 39	S	B	7,163			\$ 54.58	0.63	12,496	10.02	7.93
4	Keystone Coal Company	8, Wv, 39	S	B	1,793			\$ 57.43	0.68	12,370	10.85	7.49
5	Keystone Coal Company	8, Wv, 39	S	B	1,643			\$ 56.57	0.68	12,370	10.85	7.49
6	Progress Fuels Corporation	8, Wv, 39	S	B	31,916			\$ 49.90	0.62	12,365	11.68	6.96
7	Progress Fuels Corporation	8, Wv, 39	S	B	5,973			\$ 50.40	0.62	12,365	11.68	6.96
8	Guasare Coal Sales	50, IM, 999	C	GB	46,990				0.68	12,958	6.80	6.37

MONTHLY REPORT OF COST AND QUALITY OF COAL FOR ELECTRIC PLANTS
ORIGIN, TONNAGE, DELIVERED PRICE AND AS RECEIVED QUALITY

- 1. Report for: Mo. December 2004
- 2. Reporting Company: Florida Power Corporation
- 3. Plant Name: Crystal River 1 & 2

4. Name, Title and Telephone Number of Contact
Person Concerning Data Submitted on this Form
Donna M. Davis, Director - Regulatory & Adm. Services
(727) 824-6627

5. Signature of Official Submitting Report


Donna M. Davis, Director - Regulatory & Adm. Services

6. Date Completed: February 15, 2005

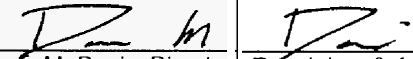
Line No.	Supplier Name	Mine Location	Purchase Type	Transportation Mode	Tons	Effective Purchase Price (\$/Ton)	Total Transportation Cost (\$/Ton)	F.O.B. Plant Price (\$/Ton)	As Received Coal Quality			
									Percent Sulfur (%)	Btu Content (Btu/lb)	Percent Ash (%)	Percent Moisture (%)
(a)	(b)	(c)	(d)	(e)	(f)	(g)	(h)	(i)	(j)	(k)	(l)	(m)
1	Central Appalachian Mining, formerly	08 , Ky , 195	MTC	UR	9,219			\$81.00	1.06	12,421	9.40	7.32
2	Consolidated Coal Sales	08 , Ky , 133	MTC	UR	57,183			\$53.20	1.19	12,510	9.74	6.53
3	Massey Coal Sales Company, Inc.	08 , Ky , 195	MTC	UR	48,726			\$52.35	1.16	12,446	9.53	7.38
4	Progress Fuels Corporation	08 Ky 193	S	UR	19,528			\$81.57	0.81	12,371	12.03	5.55

MONTHLY REPORT OF COST AND QUALITY OF COAL FOR ELECTRIC PLANTS
 ORIGIN, TONNAGE, DELIVERED PRICE AND AS RECEIVED QUALITY

- 1. Report for: Mo. December 2004
- 2. Reporting Company: Florida Power Corporation
- 3. Plant Name: Crystal River 4 & 5

4. Name, Title and Telephone Number of Contact Person Concerning Data Submitted on this Form
 Donna M. Davis, Director - Regulatory & Adm. Services
 (727) 824-6627

5. Signature of Official Submitting Report


 Donna M. Davis, Director - Regulatory & Adm. Services

6. Date Completed: February 15, 2005

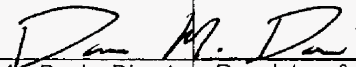
Line No.	Supplier Name	Mine Location	Purchase Type	Transportation Mode	Tons	Effective Purchase Price (\$/Ton)	Total Transportation Cost (\$/Ton)	F.O.B. Plant Price (\$/Ton)	As Received Coal Quality			
									Percent Sulfur (%)	Btu Content (Btu/lb)	Percent Ash (%)	Percent Moisture (%)
(a)	(b)	(c)	(d)	(e)	(f)	(g)	(h)	(i)	(j)	(k)	(l)	(m)
1	Central Appalachian Mining, formerly	08 , Ky , 195	MTC	UR	68,046			\$53.25	0.71	12,507	10.55	6.58
2	Alliance Coal Sales Corp.	08 , Ky , 195	MTC	UR	38,973			\$53.18	0.67	12,790	8.04	6.60
3	Virginia Power Marketing, Inc.	08 , Ky , 195	MTC	UR	9,878			\$51.75	0.73	12,852	8.13	5.96
4	Massey Coal Sales	08 , Wv , 005	MTC	UR	39,017			\$52.13	0.73	12,185	13.40	6.30
5	Asset Management Group	08 , Wv , 005	S	UR	17,884			\$61.88	0.66	13,033	10.15	3.66
6	Transfer Facility	00 N/A 000	N/A	OB	225,790			\$58.26	0.67	12,253	8.06	9.62

MONTHLY REPORT OF COST AND QUALITY OF COAL FOR ELECTRIC PLANTS
 ORIGIN, TONNAGE, DELIVERED PRICE AND AS RECEIVED QUALITY

- 1. Report for: Mo. December 2004
- 2. Reporting Company: Florida Power Corporation
- 3. Plant Name: McDuffie Coal Terminal

4. Name, Title and Telephone Number of Contact
 Person Concerning Data Submitted on this Form
 Donna M. Davis, Director - Regulatory & Adm. Services
 (727) 824-6627

5. Signature of Official Submitting Report



Donna M. Davis, Director - Regulatory & Adm. Services

6. Date Completed: February 15, 2005


Line No.	Supplier Name	Mine Location	Purchase Type	Tons	F.O.B. Mine Price (\$/Ton)	Short Haul & Loading Charges (\$/Ton)	Original Invoice Price (\$/Ton)	Retro-active Price Increase (\$/Ton)	Base Price (\$/Ton)	Quality Adjustments (\$/Ton)	Effective Purchase Price (\$/Ton)
(a)	(b)	(c)	(d)	(e)	(f)	(g)	(h)	(i)	(j)	(k)	(l)

MONTHLY REPORT OF COST AND QUALITY OF COAL FOR ELECTRIC PLANTS
ORIGIN, TONNAGE, DELIVERED PRICE AND AS RECEIVED QUALITY

- 1. Report for: Mo. December 2004
- 2. Reporting Company: Florida Power Corporation
- 3. Plant Name: Transfer Facility - IMT

4. Name, Title and Telephone Number of Contact Person Concerning Data Submitted on this Form
Donna M. Davis, Director - Regulatory & Adm. Services
(727) 824-6627

5. Signature of Official Submitting Report


Donna M. Davis, Director - Regulatory & Adm. Services

6. Date Completed: February 15, 2005


Line No.	Supplier Name	Mine Location	Purchase Type	Tons	F.O.B. Mine Price (\$/Ton)	Short Haul & Loading Charges (\$/Ton)	Original Invoice Price (\$/Ton)	Retro-active Price Inc(Dec) (\$/Ton)	Base Price (\$/Ton)	Quality Adjustments (\$/Ton)	Effective Purchase Price (\$/Ton)
(a)	(b)	(c)	(d)	(e)	(f)	(g)	(h)	(i)	(j)	(k)	(l)
1	Central Coal Co.	08 , Wv , 39	S	9,005		\$0.00		\$0.00			
2	Central Coal Co.	08 , Wv , 39	S	8,986		\$0.00		\$0.00			
3	Central Coal Co.	08 , Wv , 39	S	7,163		\$0.00		\$0.00			
4	Keystone Coal Company	08 , Wv , 39	S	1,793		\$0.00		\$0.00			
5	Keystone Coal Company	08 , Wv , 39	S	1,643		\$0.00		\$0.00			
6	Progress Fuels Corporation	08 , Wv , 39	S	31,916		\$0.00		\$0.00			
7	Progress Fuels Corporation	08 , Wv , 39	S	5,973		\$0.00		\$0.00			
8	Guasare Coal Sales	50 , IM , 999	C	46,990		\$0.00		\$0.00			

MONTHLY REPORT OF COST AND QUALITY OF COAL FOR ELECTRIC PLANTS
ORIGIN, TONNAGE, DELIVERED PRICE AND AS RECEIVED QUALITY

- 1. Report for: Mo. December 2004
- 2. Reporting Company: Florida Power Corporation
- 3. Plant Name: Crystal River 1 & 2

4. Name, Title and Telephone Number of Contact Person Concerning Data Submitted on this Form
Donna M. Davis, Director - Regulatory & Adm. Services
(727) 824-6627

5. Signature of Official Submitting Report


Donna M. Davis, Director - Regulatory & Adm. Services

6. Date Completed: February 15, 2005


Line No.	Supplier Name	Mine Location	Purchase Type	Tons	F.O.B. Mine Price (\$/Ton)	Short Haul & Loading Charges (\$/Ton)	Original Invoice Price (\$/Ton)	Retro-active Price Increase (\$/Ton)	Base Price (\$/Ton)	Quality Adjustments (\$/Ton)	Effective Purchase Price (\$/Ton)
(a)	(b)	(c)	(d)	(e)	(f)	(g)	(h)	(i)	(j)	(k)	(l)
1	Central Appalachian Mining, formerly Consolidated Coal Sales	08, Ky, 195	MTC	9,219		\$0.00		\$0.0			
2	Massey Coal Sales Company, Inc.	08, Ky, 195	MTC	48,726		\$0.00		\$0.0			
4	Progress Fuels Corporation	08 Ky 193	S	19,528		\$0.00		\$0.0			

MONTHLY REPORT OF COST AND QUALITY OF COAL FOR ELECTRIC PLANTS
ORIGIN, TONNAGE, DELIVERED PRICE AND AS RECEIVED QUALITY

- 1. Report for: Mo. December 2004
- 2. Reporting Company: Florida Power Corporation
- 3. Plant Name: Crystal River 4 & 5

4. Name, Title and Telephone Number of Contact
Person Concerning Data Submitted on this Form
Donna M. Davis, Director - Regulatory & Adm. Services
(727) 824-6627

5. Signature of Official Submitting Report


Donna M. Davis, Director - Regulatory & Adm. Services

6. Date Completed: February 15, 2005

Line No.	Supplier Name	Mine Location	Purchase Type	Tons	F.O.B. Mine Price (\$/Ton)	Short Haul & Loading Charges (\$/Ton)	Original Invoice Price (\$/Ton)	Retro-active Price Increases (\$/Ton)	Base Price (\$/Ton)	Quality Adjustments (\$/Ton)	Effective Purchase Price (\$/Ton)
(a)	(b)	(c)	(d)	(e)	(f)	(g)	(h)	(i)	(j)	(k)	(l)
1	Central Appalachian Mining, formerly	08 , Ky ,	195 MTC	68,046		\$0.00		\$0.00			
2	Alliance Coal Sales Corp.	08 , Ky ,	195 MTC	38,973		\$0.00		\$0.00			
3	Virginia Power Marketing, Inc.	08 , Ky ,	195 MTC	9,878		\$0.00		\$0.00			
4	Massey Coal Sales	08 , Wv ,	005 MTC	39,017		\$0.00		\$0.00			
5	Asset Management Group	08 , Wv ,	005 S	17,884		\$0.00		\$0.00			
6	Transfer Facility	00 N/A	000 N/A	225,790		\$0.00		\$0.00			

MONTHLY REPORT OF COST AND QUALITY OF COAL FOR ELECTRIC PLANTS
ORIGIN, TONNAGE, DELIVERED PRICE AND AS RECEIVED QUALITY

- 1. Report for: Mo. December 2004
- 2. Reporting Company: Florida Power Corporation
- 3. Plant Name: Transfer Facility - IMT

4. Name, Title and Telephone Number of Contact Person Concerning Data Submitted on this Form
Donna M. Davis, Director - Regulatory & Adm. Services
(727) 824-6627

5. Signature of Official Submitting Report

Donna M. Davis
Donna M. Davis, Director - Regulatory & Adm. Services

6. Date Completed: February 15, 2005

Line No.	Supplier Name	Mine Location	Shipping Point	Transportation Mode	Tons	Effective Purchase Price (\$/Ton)	Additional Shorthaul & Loading Charges (\$/Ton)	Rail Rate (\$/Ton)	Other Rail Charges (\$/Ton)	River Barge Rate (\$/Ton)	Trans-loading Rate (\$/Ton)	Ocean Barge Rate (\$/Ton)	Other Water Charges (\$/Ton)	Other Related Charges (\$/Ton)	Transportation Charges (\$/Ton)	F.O.B. Plant Price (\$/Ton)
(a)	(b)	(c)	(d)	(e)	(f)	(g)	(h)	(i)	(j)	(k)	(l)	(m)	(n)	(o)	(p)	(q)
1	Central Coal Co.	08 , Wv , 39	Kanawha,Wv	B	9,005		N/A	N/A	N/A			N/A	N/A	N/A		\$55.65
2	Central Coal Co.	08 , Wv , 39	Kanawha,Wv	B	8,986		N/A	N/A	N/A			N/A	N/A	N/A		\$56.9C
3	Central Coal Co.	08 , Wv , 39	Kanawha,Wv	B	7,163		N/A	N/A	N/A			N/A	N/A	N/A		\$54.58
4	Keystone Coal Company	08 , Wv , 39	Kanawha,Wv	B	1,793		N/A	N/A	N/A			N/A	N/A	N/A		\$57.43
5	Keystone Coal Company	08 , Wv , 39	Kanawha,Wv	B	1,643		N/A	N/A	N/A			N/A	N/A	N/A		\$56.57
6	Progress Fuels Corporation	08 , Wv , 39	Kanawha,Wv	B	31,916		N/A	N/A	N/A			N/A	N/A	N/A		\$49.90
7	Progress Fuels Corporation	08 , Wv , 39	Kanawha,Wv	B	5,973		N/A	N/A	N/A			N/A	N/A	N/A		\$50.40
8	Guasare Coal Sales	50 , IM , 999	Maracaibo, VZ	GB	46,990		N/A	N/A	N/A			N/A	N/A	N/A		\$41.84

MONTHLY REPORT OF COST AND QUALITY OF COAL FOR ELECTRIC PLANTS
ORIGIN, TONNAGE, DELIVERED PRICE AND AS RECEIVED QUALITY

- 1. Report for: Mo. December 2004
- 2. Reporting Company: Florida Power Corporation
- 3. Plant Name: Crystal River 1 & 2

4. Name, Title and Telephone Number of Contact Person Concerning Data Submitted on this Form
Donna M. Davis, Director - Regulatory & Adm. Services
(727) 324-6627

5. Signature of Official Submitting Report

Donna M. Davis
Donna M. Davis, Director - Regulatory & Adm. Services

6. Date Completed: February 15, 2005

Line No.	Supplier Name	Mine Location	Shipping Point	Transportation Mode	Tons	Effective Purchase Price (\$/Ton)	Additional Shorthaul & Loading Charges (\$/Ton)	Rail Rate (\$/Ton)	Other Rail Charges (\$/Ton)	River Barge Rate (\$/Ton)	Trans-loading Rate (\$/Ton)	Ocean Barge Rate (\$/Ton)	Other Water Charges (\$/Ton)	Other Related Charges (\$/Ton)	Transportation Charges (\$/Ton)	F.O.B. Plant Price (\$/Ton)
(a)	(b)	(c)	(d)	(e)	(f)	(g)	(h)	(i)	(j)	(k)	(l)	(m)	(n)	(o)	(p)	(q)
1	Central Appalachian Mining, formerly AEP	08, Ky, 195	Pike, Ky	UR	9,219		N/A			N/A	N/A	N/A	N/A	N/A		\$81.0
2	Consolidated Coal Sales	08, Ky, 133	Letcher, Ky	UR	57,183		N/A			N/A	N/A	N/A	N/A	N/A		\$53.2
3	Massey Coal Sales Company, Inc.	08, Ky, 195	Pike, Ky	UR	48,726		N/A			N/A	N/A	N/A	N/A	N/A		\$52.3
4	Progress Fuels Corporation	08 Ky 193	Perry, Ky	UR	19,528		N/A			N/A	N/A	N/A	N/A	N/A		\$81.5

MONTHLY REPORT OF COST AND QUALITY OF COAL FOR ELECTRIC PLANTS
 ORIGIN, TONNAGE, DELIVERED PRICE AND AS RECEIVED QUALITY

- 1. Report for: Mo. December 2004
- 2. Reporting Company: Florida Power Corporation
- 3. Plant Name: Crystal River 4 & 5

4. Name, Title and Telephone Number of Contact Person Concerning Data Submitted on this Form
 Donna M. Davis, Director - Regulatory & Adm. Services
 (727) 824-6627

5. Signature of Official Submitting Report


 Donna M. Davis, Director - Regulatory & Adm. Services

6. Date Completed: February 15, 2005

Line No.	Supplier Name	Mine Location	Shipping Point	Transportation Mode	Tons	Effective Purchase Price (\$/Ton)	Additional Shorthaul & Loading Charges (\$/Ton)	Rail Rate (\$/Ton)	Other Rail Charges (\$/Ton)	River	Trans-	Ocean	Other	Other	Transportation	F.O.B.
										Barge Rate (\$/Ton)	loading Rate (\$/Ton)	Barge Rate (\$/Ton)	Water Charges (\$/Ton)	Related Charges (\$/Ton)	Charges (\$/Ton)	Plant Price (\$/Ton)
(a)	(b)	(c)	(d)	(e)	(f)	(g)	(h)	(i)	(j)	(k)	(l)	(m)	(n)	(o)	(p)	(q)
1	Central Appalachian Mining, formerly AEP	08, Ky, 195	Pike, Ky	UR	68,046		N/A			N/A	N/A	N/A	N/A	N/A		\$53.25
2	Alliance Coal Sales Corp.	08, Ky, 195	Pike, Ky	UR	38,973		N/A			N/A	N/A	N/A	N/A	N/A		\$53.18
3	Virginia Power Marketing, Inc.	08, Ky, 195	Pike, Ky	UR	9,878		N/A			N/A	N/A	N/A	N/A	N/A		\$51.75
4	Massey Coal Sales	08, Wv, 005	Boone, Wv	UR	39,017		N/A			N/A	N/A	N/A	N/A	N/A		\$52.13
5	Asset Management Group	08, Wv, 005	Boone, Wv	UR	17,884		N/A			N/A	N/A	N/A	N/A	N/A		\$61.88
6	Transfer Facility	00 N/A 000	Plaquemines, Pa	OB	225,790		N/A			N/A	N/A	N/A	N/A	N/A		\$58.26

MONTHLY REPORT OF COST AND QUALITY OF COAL FOR ELECTRIC PLANTS
REPORT OF ADJUSTMENTS TO PREVIOUS COAL DELIVERIES

1. Report for: Mo. December 2004
2. Reporting Company: Florida Power Corporation
3. Plant Name: McDuffie Coal Terminal
4. Name, Title and Telephone Number of Contact Person Concerning Data Submitted on this Form
Donna M. Davis, Director - Regulatory & Adm. Services
(727) 824-6627

5. Signature of Official Submitting Report


Donna M. Davis, Director - Regulatory & Adm. Services

6. Date Completed: February 15, 2005

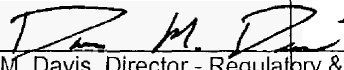
Line No.	Month Reported	Form Intended Plant Name	Supplier	Original Line Number	Old Volume (tons)	Form No.	Column Title	Old Value	New Value	New F.O.B. Plant Price	Reason for Revision
1	11/04	McDuffie Coal Terminal	Drummond Coal Sales, Inc.	1	15,414	2A	Quality Adjustments	(k)	(k)	42.33	Quality Adjustment

MONTHLY REPORT OF COST AND QUALITY OF COAL FOR ELECTRIC PLANTS
 REPORT OF ADJUSTMENTS TO PREVIOUS COAL DELIVERIES

- 1. Report for: Mo. December 2004
- 2. Reporting Company: Florida Power Corporation
- 3. Plant Name: Transfer Facility - IMT

4. Name, Title and Telephone Number of Contact
 Person Concerning Data Submitted on this Form
 Donna M. Davis, Director - Regulatory & Adm. Services
 (727) 824-6627

5. Signature of Official Submitting Report


 Donna M. Davis, Director - Regulatory & Adm. Services

6. Date Completed: February 15, 2005


Line No.	Month Reported	Form Plant Name	Intended Generating Plant	Supplier	Original Line Number	Old Volume (tons)	Form No.	Column Title	Old Value	New Value	New F.O.B. Plant Price	Reason for Revision
(a)	(b)	(c)	(d)	(e)	(f)	(g)	(h)	(i)	(j)	(k)	(l)	(m)
1	09/04	Transfer Facility-IMT		Guasare Coal Sales Corp.	7	43,174	2A	(k) Quality Adjustments			\$ 42.99	Quality Adjustment
2	09/04	Transfer Facility-IMT		Progress Fuels Corporation	6	3,221	2A	(k) Quality Adjustments			\$ 47.84	Quality Adjustment
3	11/04	Transfer Facility-IMT		Central Coal Co.	3	1,880	2A	(k) Quality Adjustments			\$ 53.71	Quality Adjustment
4	11/04	Transfer Facility-IMT		Progress Fuels Corporation	5	41,451	2A	(k) Quality Adjustments			\$ 49.26	Quality Adjustment
5	11/04	Transfer Facility-IMT		Progress Fuels Corporation	6	3,515	2A	(k) Quality Adjustments			\$ 49.88	Quality Adjustment
6	11/04	Transfer Facility-IMT		Central Coal Co.	1	15,762	2A	(k) Quality Adjustments			\$ 56.64	Quality Adjustment
7	11/04	Transfer Facility-IMT		Central Coal Co.	2	3,050	2A	(k) Quality Adjustments			\$ 56.72	Quality Adjustment

MONTHLY REPORT OF COST AND QUALITY OF COAL FOR ELECTRIC PLANTS
 REPORT OF ADJUSTMENTS TO PREVIOUS COAL DELIVERIES

- 1. Report for: Mo. December 2004
- 2. Reporting Company: Florida Power Corporation
- 3. Plant Name: Crystal River 1 & 2

4. Name, Title and Telephone Number of Contact Person Concerning Data Submitted on this Form
 Donna M. Davis, Director - Regulatory & Adm. Services
 (727) 824-6627

5. Signature of Official Submitting Report


 Donna M. Davis, Director - Regulatory & Adm. Services
 05

Line No.	Month Reported	Form Plant Name	Intended Generating Plant	Supplier	Original Line Number	Old Volume (tons)	Form No.	Column Title	Old Value	New Value	New F.O.B. Plant Price	Reason for Revision
(a)	(b)	(c)	(d)	(e)	(f)	(g)	(h)	(i)	(j)	(k)	(l)	(m)
1	10/04	CR1&2	CR1&2	Central Coal Company	7	11,011	2A	(k) Quality Adjustments			\$ 67.65	Quality Adjustment
2	09/04	CR1&2	CR1&2	Massey Coal Sales Company, Inc.	4	28,933	2A	(k) Quality Adjustments			\$ 53.32	Quality Adjustment
3	10/04	CR1&2	CR1&2	Massey Coal Sales Company, Inc.	4	47,714	2A	(k) Quality Adjustments			\$ 51.76	Quality Adjustment
4	11/04	CR1&2	CR1&2	Transfer Facility	6	29,334	2B	(p)Transportation charges			\$ 67.01	Adj trans price

MONTHLY REPORT OF COST AND QUALITY OF COAL FOR ELECTRIC PLANTS
 REPORT OF ADJUSTMENTS TO PREVIOUS COAL DELIVERIES

1. Report for: Mo. December 2004

2. Reporting Company: Florida Power Corporation

3. Plant Name: Crystal River 4 & 5

4. Name, Title and Telephone Number of Contact
 Person Concerning Data Submitted on this Form
 Donna M. Davis, Director - Regulatory & Adm. Services
 (727) 824-6627

5. Signature of Official Submitting Report



Donna M. Davis, Director - Regulatory & Adm. Services

6. Date Completed: February 15, 2005

Line No.	Month Reported	Form Plant Name	Intended Generating Plant	Supplier	Original Line Number	Old Volume (tons)	Form No.	Column Title	Old Value	New Value	New F.O.B. Plant Price	Reason for Revision
(a)	(b)	(c)	(d)	(e)	(f)	(g)	(h)	(i)	(j)	(k)	(l)	(m)
1	9/04	CR4&5	CR4&5	Massey Coal Sales	5	19,512	2A	(k) Quality Adjustments			\$ 55.26	Quality Adjustment
2	10/04	CR4&5	CR4&5	Massey Coal Sales	5	26,779	2A	(k) Quality Adjustments			\$ 52.22	Quality Adjustment
3	10/04	CR4&5	CR4&5	Alliance Coal Sales Corp.	2	56,951	2A	(k) Quality Adjustments			\$ 53.27	Quality Adjustment
4	11/04	CR4&5	CR4&5	Virginia Power Marketing, Inc.	3	9,602	2A	(k) Quality Adjustments			\$ 51.73	Quality Adjustment