

MONTHLY REPORT OF COST AND QUALITY OF FUEL OIL FOR ELECTRIC PLANTS

FPSC-COMMISSION CLERK

FPSC FORM NO. 423-1 (a)

DETAIL OF INVOICE AND TRANSPORTATION CHARGES

04175 APR 29 8

1. REPORTING MONTH: JAN YEAR: 2005

3. NAME, TITLE, TELEPHONE NUMBER OF CONTACT PERSON CONCERNING DATA
SUBMITTED ON THIS FORM: KORY DUBIN, REGULATORY AFFAIRS, (305) 552-4910.

2. REPORTING COMPANY: FLORIDA POWER LIGHT COMPANY

4. SIGNATURE OF OFFICIAL SUBMITTING REPORT: *[Signature]*

5. DATE COMPLETED: 03/10/2005

060001-EI

11-9-06
(entire DN)


CONFIDENTIAL
DECLASSIFIED

(A)	(B)	(C)	(D)	(E)	(F)	(G)	(H)	(I)	(J)	(K)	(L)	(M)	(N)	(O)	(P)	(Q)	(R)
LINE NO.	PLANT	SUPPLIER	DELIVERY LOCATION	DELIVERY DATE	TYPE OIL	VOLUME (BBL)	INVOICE PRICE (\$/BBL)	INVOICE AMOUNT (\$)	DISCOUNT (\$)	NET AMOUNT (\$)	NET PRICE (\$/BBL)	QUALITY ADJUST. (\$/BBL)	EFFECTIVE PUR PRICE (\$/BBL)	TRANSP TO TERM (\$/BBL)	ADDITIONAL TRANS CHGS (\$/BBL)	OTHER CHGS (\$/BBL)	DELIVERED PRICE (\$/BBL)
1	PMT	FAMM	PORT MANATEE	01/06/2005	F06	169726	30.6600	5,203,799	0	5,203,799	30.6600	0.0000	30.6600	0.0000	0.0672	0.1685	30.8957
2	PPE	FAMM	PORT EVERGLADES	01/15/2005	F06	169832	30.9200	5,251,205	0	5,251,205	30.9200	0.0000	30.9200	0.0000	0.0582	0.1860	31.1642
3	PMR	SEMPRA	PALM BEACH	01/08/2005	F06	148547	31.3600	4,658,434	0	4,658,434	31.3600	0.0000	31.3600	0.0000	0.2555	0.1824	31.7979
4	PTF	SEMPRA	FISHER ISLAND	01/12/2005	F06	144787	31.2300	4,521,698	0	4,521,698	31.2300	0.0000	31.2300	0.0000	0.5626	0.2203	32.0129
5	PMT	SHELL	PORT MANATEE	01/20/2005	F06	134753	30.7500	4,143,655	0	4,143,655	30.7500	0.0000	30.7500	0.0000	0.0672	0.1685	30.9857
6	PMT	SHELL	PORT MANATEE	01/29/2005	F06	169660	30.7500	5,217,045	0	5,217,045	30.7500	0.0000	30.7500	0.0000	0.0672	0.1685	30.9857
7	PMR	SEMPRA	PALM BEACH	01/17/2005	F06	146861	27.2800	4,006,368	0	4,006,368	27.2800	0.0000	27.2800	0.0000	0.2555	0.1824	27.7179
8	PMR	SEMPRA	PALM BEACH	01/23/2005	F06	142582	30.9900	4,418,616	0	4,418,616	30.9900	0.0000	30.9900	0.0000	0.2555	0.1824	31.4279
9	PMR	SEMPRA	PALM BEACH	01/25/2005	F06	148518	31.3600	4,657,524	0	4,657,524	31.3600	0.0000	31.3600	0.0000	0.2555	0.1824	31.7979
10	PPE	SEMPRA	PORT EVERGLADES	01/29/2005	F06	323991	31.0600	10,063,160	0	10,063,160	31.0600	0.0000	31.0600	0.0000	0.0582	0.1860	31.3042
11	PMR	SHELL	PALM BEACH	01/07/2005	F06	98814	31.2800	3,090,902	0	3,090,902	31.2800	0.0000	31.2800	0.0000	0.2555	0.1824	31.7179
12	PRV	SHELL	RIVIERA	01/15/2005	F06	133294	30.7500	4,098,791	0	4,098,791	30.7500	0.0000	30.7500	0.0000	0.0090	0.1830	30.9420
13	PRV	SHELL	RIVIERA	01/30/2005	F06	114778	30.7500	3,529,424	0	3,529,424	30.7500	0.0000	30.7500	0.0000	0.0090	0.1830	30.9420
14	PFM	ROYAL		01/28/2005	F03	15101	55.3800	836,293	0	836,293	55.3800	0.0000	55.3800	0.0000	0.0000	0.0000	55.3800
15	PFM	ROYAL		01/30/2005	F03	362	55.3800	20,048	0	20,048	55.3800	0.0000	55.3800	0.0000	0.0000	0.0000	55.3800
16	PPE	AMERIGAS		01/13/2005	PRO	10	53.9900	540	0	540	53.9900	0.0000	53.9900	0.0000	0.0000	0.0000	53.9900
17	PPE	AMERIGAS		01/27/2005	PRO	13	55.3900	720	0	720	55.3900	0.0000	55.3900	0.0000	0.0000	0.0000	55.3900
18	PTF	AMERIGAS		01/19/2005	PRO	8	77.2800	618	0	618	77.2800	0.0000	77.2800	0.0000	0.0000	0.0000	77.2800
19	PRV	FERRELL		01/04/2005	PRO	6	60.9000	365	0	365	60.9000	0.0000	60.9000	0.0000	0.0000	0.0000	60.9000
20	PRV	FERRELL		01/07/2005	PRO	3	58.8000	176	0	176	58.8000	0.0000	58.8000	0.0000	0.0000	0.0000	58.8000
21	PRV	FERRELL		01/13/2005	PRO	6	56.0300	336	0	336	56.0300	0.0000	56.0300	0.0000	0.0000	0.0000	56.0300
22	PRV	FERRELL		01/17/2005	PRO	3	57.2900	172	0	172	57.2900	0.0000	57.2900	0.0000	0.0000	0.0000	57.2900
23	PRV	FERRELL		01/20/2005	PRO	4	57.2900	229	0	229	57.2900	0.0000	57.2900	0.0000	0.0000	0.0000	57.2900
24	PRV	FERRELL		01/24/2005	PRO	2	56.6800	113	0	113	56.6800	0.0000	56.6800	0.0000	0.0000	0.0000	56.6800
25	PRV	FERRELL		01/27/2005	PRO	3	56.9900	171	0	171	56.9900	0.0000	56.9900	0.0000	0.0000	0.0000	56.9900
26	PRV	FERRELL		01/31/2005	PRO	2	56.5500	113	0	113	56.5500	0.0000	56.5500	0.0000	0.0000	0.0000	56.5500

MONTHLY REPORT OF COST AND QUALITY OF FUEL OIL FOR ELECTRIC PLANTS
 DETAIL OF INVOICE AND TRANSPORTATION CHARGES

FPSC FORM NO. 423-1 (a)

1. REPORTING MONTH: JAN YEAR: 2005
 2. REPORTING COMPANY: FLORIDA POWER LIGHT COMPANY

3. NAME, TITLE TELEPHONE NUMBER OF CONTACT PERSON CONCERNING DATA
 SUBMITTED ON THIS FORM: KORY DUBIN, REGULATORY AFFAIRS, (305) 552-4910.
 4. SIGNATURE OF OFFICIAL SUBMITTING REPORT: 
 5. DATE COMPLETED: 03/10/2005

(A)	(B)	(C)	(D)	(E)	(F)	(G)	(H)	(I)	(J)	(K)	(L)	(M)	(N)	(O)	(P)	(Q)	(R)
LINE NO.	PLANT	SUPPLIER	DELIVERY LOCATION	DELIVERY DATE	TYPE OIL	VOLUME (BBL)	INVOICE PRICE (\$/BBL)	INVOICE AMOUNT (\$)	DISCOUNT (\$)	NET AMOUNT (\$)	NET PRICE (\$/BBL)	QUALITY ADJUST. (\$/BBL)	EFFECTIVE PUR PRICE (\$/BBL)	TRANSP TO TERM (\$/BBL)	ADDITIONAL TRANS CHGS (\$/BBL)	OTHER CHGS (\$/BBL)	DELIVERED PRICE (\$/BBL)
27	PMR	INDIANTOWN		01/11/2005	PRO	17	52.5000	893	0	893	52.5000	0.0000	52.5000	0.0000	0.0000	0.0000	52.5000
28	PCC	SUBURBANE		01/12/2005	PRO	7	54.8100	384	0	384	54.8100	0.0000	54.8100	0.0000	0.0000	0.0000	54.8100

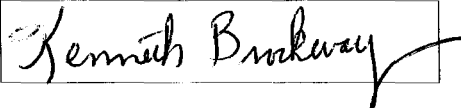
**MONTHLY REPORT OF COST AND QUALITY OF COAL FOR ELECTRIC PLANTS
ORIGIN, TONNAGE, DELIVERED PRICE AND AS RECEIVED QUALITY**

1. Report For Month/Yr: **January 2005**

4. Name, Title & Telephone Number of Contact
Person Concerning Data Submitted on this Form: **Korel M. Dubin (305-552-4910)**

2. Reporting Company: **Florida Power & Light**

5. Signature of Official Submitting Report:



3. Plant Name: **St. Johns River Power Park (SJRPP)**

6. Date Completed:

February 10, 2005

Line No.	Supplier Name	Mine Location	Purchase Type	Transportation Mode	Tons	Effective Purchase Price (\$/Ton)	Total Trans Cost (\$/Ton)	FOB Plant Price (\$/Ton)	As Received Coal Quality			
									Sulfur Content (%)	Btu Content (%)	Ash Content (%)	Moisture Content (%)
(a)	(b)	(c)	(d)	(e)	(f)	(g)	(h)	(i)	(j)	(k)	(l)	(m)
1	Coal Marketing Company	45,IM,999	LTC	OC	44,999	43.06	0.00	43.06	0.65	11,763	7.79	10.85
2	DTE Clover, LLC	08,KY,095	LTC	UR	13,721	32.27	18.25	50.52	1.29	12,743	8.39	6.66
3	TCP Petcoke Corporation	,TX,	LTC	OC	6,752	43.72	0.00	43.72	6.67	14,263	0.10	8.30

CONFIDENTIAL


**MONTHLY REPORT OF COST AND QUALITY OF COAL FOR ELECTRIC PLANTS
DETAIL OF INVOICE PURCHASE PRICE**

1. Report For Month/Yr: **January 2005**

4. Name, Title & Telephone Number of Contact
Person Concerning Data Submitted on this Form: **Korel M. Dubin (305-552-4910)**

2. Reporting Company: **Florida Power & Light**

5. Signature of Official Submitting Report:



3. Plant Name: **St. Johns River Power Park (SJRPP)**

6. Date Completed: **February 10, 2005**

Line No.	Supplier Name	Mine Location	Purchase Type	Tons	FOB Mine Price (\$/Ton)	Short Haul & Loading Charge	Original Invoice Price (\$/Ton)	Retro-active Price Increases (\$/Ton)	Base Price (\$/Ton)	Quality Adjustments (\$/Ton)	Effective Purchase Price (\$/Ton)
(a)	(b)	(c)	(d)	(e)	(f)	(g)	(h)	(i)	(j)	(k)	(l)
1	Coal Marketing Company	45,IM,999	LTC	44,999	43.06	0.00	43.06	0.00	43.06	0.00	43.06
2	DTE Clover, LLC	08,KY,095	LTC	13,721	32.27	0.00	32.27	0.00	32.27	0.00	32.27
3	TCP Petcoke Corporation	,TX,	LTC	6,752	43.72	0.00	43.72	0.00	43.72	0.00	43.72

CONFIDENTIAL

**MONTHLY REPORT OF COST AND QUALITY OF COAL FOR ELECTRIC PLANTS
DETAIL OF TRANSPORTATION CHARGES**

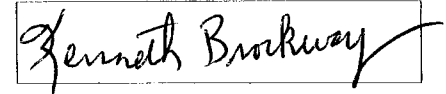
1. Report For Month/Yr: **January 2005**

4. Name, Title & Telephone Number of Contact

Person Concerning Data Submitted on this Form: **Korel M. Dubin (305-552-4910)**

2. Reporting Company: **Florida Power & Light**

5. Signature of Official Submitting Report:



3. Plant Name: **St. Johns River Power Park (SJRPP)**

6. Date Completed:

February 10, 2005

Line No.	Supplier Name	Mine Location	Shipping Point	Transportation Mode	Tons	Effective Purchase Price (\$/Ton)	Short Haul & Loading Charge (\$/Ton)	Rail Charges		Waterborne Charges				Total Transport Charges (\$/Ton)	FOB Plant Price (\$/Ton)	
								Rail Rate (\$/Ton)	Other Rail Charges (\$/Ton)	River Barge Rate (\$/Ton)	Trans-loading Rate (\$/Ton)	Ocean Barge Rate (\$/Ton)	Other Water Charges (\$/Ton)			Related Charges (\$/Ton)
(a)	(b)	(c)	(d)	(e)	(f)	(g)	(h)	(i)	(j)	(k)	(l)	(m)	(n)	(o)	(p)	(q)
1	Coal Marketing Company	45,IM,999	EL CERREJON	OC	44,999	43.06	0.00	0.00	0.00	0.00	0.00	0.00	0.00	0.00	0.00	43.06
2	DTE Clover, LLC	08,KY,095	CLOVER DTE	UR	13,721	32.27	0.00	18.25	0.00	0.00	0.00	0.00	0.00	0.00	18.25	50.52
3	TCP Petcoke Corporation	,TX,	TCP-DOMESTIC	OC	6,752	43.72	0.00	0.00	0.00	0.00	0.00	0.00	0.00	0.00	0.00	43.72

CONFIDENTIAL