



JAMES A. MCGEE

ASSOCIATE GENERAL COUNSEL
PROGRESS ENERGY SERVICE CO., LLC

June 6, 2005

Ms. Blanca S. Bayó, Director
Division of the Commission Clerk
and Administrative Services
Florida Public Service Commission
2540 Shumard Oak Boulevard
Tallahassee, Florida 32399-0850

Re: Docket No. 050001-EI

Dear Ms. Bayó:

Enclosed for filing on behalf of Progress Energy Florida, Inc. are an original plus ten (10) copies of FPSC 423 forms for the month of March 2005. Forms 423-1A, 423-2, 423-2A, 423-2B, and 423-2C contained in this filing have been edited to delete certain confidential information. Progress Energy Florida, Inc.'s Request for Specified Confidential Treatment, which includes an unedited copy of the 423 forms, has been submitted for filing this date under separate cover.

Please acknowledge your receipt and filing of the above on the enclosed copy of this letter and return same to me.

Very truly yours,

A handwritten signature in black ink, appearing to read "James A. McGee", written over a light gray rectangular background.

James A. McGee

JAM:at
Enclosures
cc: Parties of record

DOCUMENT NUMBER-DATE

05472 JUN-7 05

FPSC-COMMISSION CLERK

Progress Energy Florida, Inc.

CERTIFICATE OF SERVICE

Docket No. 050001-EI

I HEREBY CERTIFY that a true copy of Progress Energy Florida, Inc.'s FPSC 423 Forms for the month of March 2005 have been furnished to the following individuals by regular U.S. Mail this 6th day of June 2005.

John Butler
Steel, Hector & Davis
215 S. Monroe Street
Suite 601
Tallahassee, FL 32301-1804

John McWhirter, Jr.
McWhirter, Reeves et al.
400 North Tampa Street
Suite 2450
Tampa, FL 33601

Jeffrey A. Stone, Esquire
Russell A. Badders, Esquire
Beggs and Lane
P. O. Box 12950
Pensacola, FL 32576-2950

Norman Horton, Jr., Esquire
Messer, Caparello & Self
P. O. Box 1876
Tallahassee, FL 32302

Lee L. Willis, Esquire
James D. Beasley, Esquire
Ausley & McMullen
P. O. Box 391
Tallahassee, FL 32302



Attorney

Adrienne Vining, Esquire
Office of the General Counsel
Economic Regulation Section
Florida Public Service Commission
2540 Shumard Oak Boulevard
Tallahassee, FL 32399-0850

Patrica A. Christensen, Esquire
Office of the Public Counsel
C/o The Florida Legislature
111 West Madison Street
Room 812
Tallahassee, FL 32399-1400

Vicki Gordon Kaufman, Esquire
McWhirter, Reeves
117 S. Gadsden Street
Tallahassee, FL 32301

FPSC FORM 423-1(a)

SPECIFIED CONFIDENTIAL

MONTHLY REPORT OF COST AND QUALITY OF FUEL FOR ELECTRIC PLANTS
ORIGIN, VOLUME, DELIVERED PRICE AND AS RECEIVED QUALITY

1. REPORTING MONTH: 03/2005
2. REPORTING COMPANY: FLORIDA POWER CORPORATION

3. NAME, TITLE TELEPHONE NUMBER OF CONTACT PERSON CONCERNING DATA
SUBMITTED ON THIS FORM: DEBBIE PATTERSON, SBFA (919) 546-4047

4. SIGNATURE OF OFFICIAL SUBMITTED REPORT _____
DONNA MASSENGILL
CONTROLLER, REGULATED COMMERCIAL OPERATIONS

5. DATE COMPLETED: 5/5/2005


LINE NO	PLANT NAME	SUPPLIER NAME	DELIVERY LOCATION	DELIVERY DATE	TYPE OIL	VOLUME (Bbl)	INVOICE PRICE (\$/Bbl)	INVOICE AMOUNT (\$)	DISCOUNT (\$)	NET AMOUNT (\$)	NET PRICE (\$/Bbl)	QUALITY ADJUST (\$/Bbl)	EFFECTIVE TRANSPORT		ADDITIONAL TRANSPORT (\$/Bbl)	OTHER CHARGES (\$/Bbl)	DELIVERED PRICE (\$/Bbl)
													PURCHASE PRICE (\$/Bbl)	TO TERMINAL (\$/Bbl)			
(a)	(b)	(c)	(d)	(e)	(f)	(g)	(h)	(i)	(j)	(k)	(l)	(m)	(n)	(o)	(p)	(q)	(r)
1	Bartow Steam Plant	RIO Energy International, Inc	FOB TERMI	3/2005	FO6	228,816									\$0.00		\$29.88
2	Bartow Steam Plant	RIO Energy International, Inc	FOB TERMI	3/2005	FO6	224,669									\$0.00		\$33.17

**MONTHLY REPORT OF COST AND QUALITY OF COAL FOR ELECTRIC PLANTS
ORIGIN, TONNAGE, DELIVERED PRICE AND AS RECEIVED QUALITY**

- 1. Report for: Mo. March 2005
- 2. Reporting Company: Florida Power Corporation
- 3. Plant Name: McDuffie Coal Terminal

4. Name, Title and Telephone Number of Contact Person Concerning Data Submitted on this Form
 Donna M. Davis, Director - Regulatory & Adm. Service
 (727) 824-6627

5. Signature of Official Submitting Report


 Donna M. Davis, Director - Regulatory & Adm. Services

6. Date Completed: May 15, 2005

Line No.	Supplier Name	Mine Location	Purchase Type	Transportation Mode	Tons	Effective Purchase Price (\$/Ton)	Total Transportation Cost (\$/Ton)	F.O.B. Plant Price (\$/Ton)	As Received Coal Quality			
									Percent Sulfur (%)	Btu Content (Btu/lb)	Percent Ash (%)	Percent Moisture (%)
(a)	(b)	(c)	(d)	(e)	(f)	(g)	(h)	(i)	(j)	(k)	(l)	(m)
1	Drummond Coal Sales, Inc.	25 , IM , 999	S	GB	2,087			\$ 40.50	0.39	11,862	4.61	10.60
2	Drummond Coal Sales, Inc.	25 , IM , 999	S	GB	75,717			\$ 55.50	0.39	11,862	4.61	10.60

**MONTHLY REPORT OF COST AND QUALITY OF COAL FOR ELECTRIC PLANTS
ORIGIN, TONNAGE, DELIVERED PRICE AND AS RECEIVED QUALITY**

- 1. Report for: Mo. March 2005
- 2. Reporting Company: Florida Power Corporation
- 3. Plant Name: Transfer Facility - IMT

4. Name, Title and Telephone Number of Contact
 Person Concerning Data Submitted on this Form
 Donna M. Davis, Director - Regulatory & Adm. Services
 (727) 824-6627

5. Signature of Official Submitting Report


 Donna M. Davis, Director - Regulatory & Adm. Services

6. Date Completed: May 15, 2005

Line No.	Supplier Name	Mine Location	Purchase Type	Transportation Mode	Tons	Effective Purchase Price (\$/Ton)	Total Transportation Cost (\$/Ton)	F.O.B. Plant Price (\$/Ton)	As Received Coal Quality			
									Percent Sulfur (%)	Btu Content (Btu/lb)	Percent Ash (%)	Percent Moisture (%)
(a)	(b)	(c)	(d)	(e)	(f)	(g)	(h)	(i)	(j)	(k)	(l)	(m)
1	Central Coal Co.	8 , Wv , 39	STC	B	11,243			\$ 62.75	0.70	12,228	12.28	6.80
2	Central Coal Co.	8 , Wv , 39	STC	B	14,592			\$ 62.25	0.70	12,228	12.28	6.80
3	Central Coal Co.	8 , Wv , 39	S	B	6,976			\$ 56.25	0.65	12,197	11.96	7.68
4	Progress Fuels Corporation	8 , Wv , 39	STC	B	27,458			\$ 74.25	0.62	12,310	11.68	7.81
5	Progress Fuels Corporation	8 , Wv , 39	STC	B	16,026			\$ 73.75	0.62	12,310	11.68	7.81
6	Keystone Coal Company	8 , Wv , 39	S	B	1,788			\$ 57.25	0.67	12,008	12.57	7.88
7	Coal Marketing Corporation	50 , IM , 999	S	GB	79,252			\$ 67.46	0.61	11,796	7.87	10.42
8	Guasare Coal Sales	50 , IM , 999	S	GB	50,392			\$ 42.09	0.66	13,017	5.86	7.32

**MONTHLY REPORT OF COST AND QUALITY OF COAL FOR ELECTRIC PLANTS
ORIGIN, TONNAGE, DELIVERED PRICE AND AS RECEIVED QUALITY**

1. Report for: Mo. March 2005

2. Reporting Company: Florida Power Corporation

3. Plant Name: Crystal River 1 & 2

4. Name, Title and Telephone Number of Contact
Person Concerning Data Submitted on this Form
Donna M. Davis, Director - Regulatory & Adm. Services
(727) 824-6627

5. Signature of Official Submitting Report


Donna M. Davis, Director - Regulatory & Adm. Services

6. Date Completed: May 15, 2005

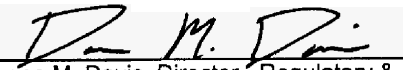
Line No.	Supplier Name	Mine Location	Purchase Type	Transportation Mode	Tons	Effective Purchase Price (\$/Ton)	Total Transportation Cost (\$/Ton)	F.O.B. Plant Price (\$/Ton)	As Received Coal Quality			
									Percent Sulfur (%)	Btu Content (Btu/lb)	Percent Ash (%)	Percent Moisture (%)
(a)	(b)	(c)	(d)	(e)	(f)	(g)	(h)	(i)	(j)	(k)	(l)	(m)
1	Consolidated Coal Sales	08 , Ky , 119	MTC	UR	68,295			\$56.68	0.92	12,559	9.80	6.44
2	Sequoia Energy, LLC	08 , Ky , 095	STC	UR	10,437			\$68.86	0.97	12,580	10.61	5.49
3	Massey Coal Sales Company, Inc.	08 , Ky , 195	MTC	UR	48,674			\$55.83	1.11	12,203	11.04	7.34
4	Progress Fuels Corporation	08 , Ky , 193	S	UR	19,662			\$85.31	0.88	12,775	9.91	5.07
5	B & W Resources, Inc.	08 , Ky , 051	STC	UR	10,481			\$68.36	1.13	12,423	10.84	4.69

**MONTHLY REPORT OF COST AND QUALITY OF COAL FOR ELECTRIC PLANTS
ORIGIN, TONNAGE, DELIVERED PRICE AND AS RECEIVED QUALITY**

- 1. Report for: Mo. March 2005
- 2. Reporting Company: Florida Power Corporation
- 3. Plant Name: Crystal River 4 & 5

4. Name, Title and Telephone Number of Contact
Person Concerning Data Submitted on this Form
Donna M. Davis, Director - Regulatory & Adm. Services
(727) 824-6627

5. Signature of Official Submitting Report


Donna M. Davis, Director - Regulatory & Adm. Services
Dm

6. Date Completed: May 15, 2005

Line No.	Supplier Name	Mine Location	Purchase Type	Transportation Mode	Tons	Effective Purchase Price (\$/Ton)	Total Transportation Cost (\$/Ton)	F.O.B. Plant Price (\$/Ton)	As Received Coal Quality			
									Percent Sulfur (%)	Btu Content (Btu/lb)	Percent Ash (%)	Percent Moisture (%)
(a)	(b)	(c)	(d)	(e)	(f)	(g)	(h)	(i)	(j)	(k)	(l)	(m)
1	Central Appalachian Mining, formerly	08 , Ky , 195	MTC	UR	38,750			\$56.73	0.67	12,464	10.97	6.18
2	Massey Coal Sales	08 , Wv , 005	MTC	UR	39,484			\$68.77	0.71	12,307	12.46	6.54
3	Progress Fuels Corporation	08 , Ky , 119	STC	UR	19,284			\$71.81	0.72	12,906	8.37	5.55
4	Alliance Coal Sales Corp	08 , Ky , 195	MTC	UR	48,950			\$56.93	0.64	12,811	8.34	6.19
5	Transfer Facility	00 N/A 000	N/A	OB	96,294			\$60.43	0.63	12,396	8.00	9.39
6	Transfer Facility	N/A	N/A	OB	77,804			\$54.09	0.43	11,738	4.71	11.59

MONTHLY REPORT OF COST AND QUALITY OF COAL FOR ELECTRIC PLANTS
ORIGIN, TONNAGE, DELIVERED PRICE AND AS RECEIVED QUALITY

- 1. Report for: Mo. March 2005
- 2. Reporting Company: Florida Power Corporation
- 3. Plant Name: McDuffie Coal Terminal

4. Name, Title and Telephone Number of Contact
Person Concerning Data Submitted on this Form
Donna M. Davis, Director - Regulatory & Adm. Services
(727) 824-6627

5. Signature of Official Submitting Report


Donna M. Davis, Director - Regulatory & Adm. Services

Dw
6. Date Completed: May 15, 2005

Line No.	Supplier Name	Mine Location	Purchase Type	Tons	F.O.B. Mine Price (\$/Ton)	Short Haul & Loading Charges (\$/Ton)	Original Invoice Price (\$/Ton)	Retro-active Price Increases (\$/Ton)	Base Price (\$/Ton)	Quality Adjustments (\$/Ton)	Effective Purchase Price (\$/Ton)
(a)	(b)	(c)	(d)	(e)	(f)	(g)	(h)	(i)	(j)	(k)	(l)
1	Drummond Coal Sales, Inc.	25 , IM , 999	S	2,087	██████████	\$ -	██████████	\$ -	██████████	██████████	██████████
2	Drummond Coal Sales, Inc.	25 , IM , 999	S	75,717	██████████	\$ -	██████████	\$ -	██████████	██████████	██████████

**MONTHLY REPORT OF COST AND QUALITY OF COAL FOR ELECTRIC PLANTS
ORIGIN, TONNAGE, DELIVERED PRICE AND AS RECEIVED QUALITY**

- 1. Report for: Mo. March 2005
- 2. Reporting Company: Florida Power Corporation
- 3. Plant Name: Transfer Facility - IMT

4. Name, Title and Telephone Number of Contact
Person Concerning Data Submitted on this Form
Donna M. Davis, Director - Regulatory & Adm. Services
(727) 824-6627

5. Signature of Official Submitting Report


Donna M. Davis, Director - Regulatory & Adm. Services

6. Date Completed: May 15, 2005

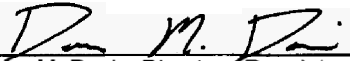
Line No.	Supplier Name	Mine Location	Purchase Type	Tons	F.O.B. Mine Price (\$/Ton)	Short Haul & Loading Charges (\$/Ton)	Original Invoice Price (\$/Ton)	Retro-active Price Inc(Dec) (\$/Ton)	Base Price (\$/Ton)	Quality Adjustments (\$/Ton)	Effective Purchase Price (\$/Ton)
(a)	(b)	(c)	(d)	(e)	(f)	(g)	(h)	(i)	(j)	(k)	(l)
1	Central Coal Co.	08 , Wv , 39	STC	11,243		\$0.00		\$0.00			
2	Central Coal Co.	08 , Wv , 39	STC	14,592		\$0.00		\$0.00			
3	Central Coal Co.	08 , Wv , 39	S	6,976		\$0.00		\$0.00			
4	Progress Fuels Corporation	08 , Wv , 39	STC	27,458		\$0.00		\$0.00			
5	Progress Fuels Corporation	08 , Wv , 39	STC	16,026		\$0.00		\$0.00			
6	Keystone Coal Company	08 , Wv , 39	S	1,788		\$0.00		\$0.00			
7	Coal Marketing Corporation	50 , IM , 999	S	79,252		\$0.00		\$0.00			
8	Guasare Coal Sales	50 , IM , 999	S	50,392		\$0.00		\$0.00			

**MONTHLY REPORT OF COST AND QUALITY OF COAL FOR ELECTRIC PLANTS
ORIGIN, TONNAGE, DELIVERED PRICE AND AS RECEIVED QUALITY**

- 1. Report for: Mo. March 2005
- 2. Reporting Company: Florida Power Corporation
- 3. Plant Name: Crystal River 1 & 2

4. Name, Title and Telephone Number of Contact Person Concerning Data Submitted on this Form
 Donna M. Davis, Director - Regulatory & Adm. Services
 (727) 824-6627

5. Signature of Official Submitting Report


 Donna M. Davis, Director - Regulatory & Adm. Services

6. Date Completed: May 15, 2005

Line No.	Supplier Name	Mine Location	Purchase Type	Tons	F.O.B. Mine Price (\$/Ton)	Short Haul & Loading Charges (\$/Ton)	Original Invoice Price (\$/Ton)	Retro-active Price Increases (\$/Ton)	Base Price (\$/Ton)	Quality Adjustments (\$/Ton)	Effective Purchase Price (\$/Ton)
(a)	(b)	(c)	(d)	(e)	(f)	(g)	(h)	(i)	(j)	(k)	(l)
1	Consolidated Coal Sales	08 , Ky , 119	MTC	68,295		\$0.00		\$0.00			
2	Sequoia Energy, LLC	08 , Ky , 095	STC	10,437		\$0.00		\$0.00			
3	Massey Coal Sales Company, Inc.	08 , Ky , 195	MTC	48,674		\$0.00		\$0.00			
4	Progress Fuels Corporation	08 , Ky , 193	S	19,662		\$0.00		\$0.00			
5	B & W Resources, Inc.	08 , Ky , 051	STC	10,481		\$0.00		\$0.00			

**MONTHLY REPORT OF COST AND QUALITY OF COAL FOR ELECTRIC PLANTS
ORIGIN, TONNAGE, DELIVERED PRICE AND AS RECEIVED QUALITY**

- 1. Report for: Mo. March 2005
- 2. Reporting Company: Florida Power Corporation
- 3. Plant Name: Crystal River 4 & 5

4. Name, Title and Telephone Number of Contact
Person Concerning Data Submitted on this Form
Donna M. Davis, Director - Regulatory & Adm. Services
(727) 824-6627

5. Signature of Official Submitting Report


Donna M. Davis, Director - Regulatory & Adm. Services

6. Date Completed: May 15, 2005

Line No.	Supplier Name	Mine Location	Purchase Type	Tons	F.O.B. Mine Price (\$/Ton)	Short Haul & Loading Charges (\$/Ton)	Original Invoice Price (\$/Ton)	Retro-active Price Increases (\$/Ton)	Base Price (\$/Ton)	Quality Adjustments (\$/Ton)	Effective Purchase Price (\$/Ton)
(a)	(b)	(c)	(d)	(e)	(f)	(g)	(h)	(i)	(j)	(k)	(l)
1	Central Appalachian Mining, formerly	08 , Ky , 195	MTC	38,750		\$0.00		\$0.00			
2	Massey Coal Sales	08 , Wv , 005	MTC	39,484		\$0.00		\$0.00			
3	Progress Fuels Corporation	08 , Ky , 119	STC	19,284		\$0.00		\$0.00			
4	Alliance Coal Sales Corp	08 , Ky , 195	MTC	48,950		\$0.00		\$0.00			
5	Transfer Facility	00 N/A 000	N/A	96,294		\$0.00		\$0.00			
6	Transfer Facility	00 N/A 000	N/A	77,804		\$0.00		\$0.00			

MONTHLY REPORT OF COST AND QUALITY OF COAL FOR ELECTRIC PLANTS
ORIGIN, TONNAGE, DELIVERED PRICE AND AS RECEIVED QUALITY

- 1. Report for: Mo. March 2005
- 2. Reporting Company: Florida Power Corporation
- 3. Plant Name: McDuffie Coal Terminal

4. Name, Title and Telephone Number of Contact Person Concerning Data Submitted on this Form
Donna M. Davis, Director - Regulatory & Adm. Services
(727) 824-6627

5. Signature of Official Submitting Report


Donna M. Davis, Director - Regulatory & Adm. Services

6. Date Completed: May 15, 2005

Line No.	Supplier Name	Mine Location	Shipping Point	Transportation Mode	Tons	Effective Purchase Price (\$/Ton)	Additional		Other Rail Charges (\$/Ton)	River Barge Rate (\$/Ton)	Trans-loading Rate (\$/Ton)	Ocean Barge Rate (\$/Ton)	Other Water Charges (\$/Ton)	Other Related Charges (\$/Ton)	Transportation Charges (\$/Ton)	F.O.B. Plant Price (\$/Ton)
							Shorthaul Loading (\$/Ton)	Rail Rate (\$/Ton)								
(a)	(b)	(c)	(d)	(e)	(f)	(g)	(h)	(i)	(j)	(k)	(l)	(m)	(n)	(o)	(p)	(q)
1	Drummond Coal Sales, Inc.	25, IM, 999	Cartagena, Co	GB	2,087	████████	N/A	N/A	N/A	N/A	████████	N/A	N/A	N/A	████████	\$ 40.50
2	Drummond Coal Sales, Inc.	25, IM, 999	Cartagena, Co	GB	75,717	████████	N/A	N/A	N/A	N/A	████████	N/A	N/A	N/A	████████	\$ 55.50

MONTHLY REPORT OF COST AND QUALITY OF COAL FOR ELECTRIC PLANTS
ORIGIN, TONNAGE, DELIVERED PRICE AND AS RECEIVED QUALITY

- 1. Report for: Mo. March 2005
- 2. Reporting Company: Florida Power Corporation
- 3. Plant Name: Transfer Facility - IMT

4. Name, Title and Telephone Number of Contact
Person Concerning Data Submitted on this Form
Donna M. Davis, Director - Regulatory & Adm. Services
(727) 824-6627

5. Signature of Official Submitting Report


Donna M. Davis, Director - Regulatory & Adm. Services

6. Date Completed: May 15, 2005

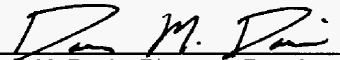
Line No.	Supplier Name	Mine Location	Shipping Point	Transportation Mode	Tons	Effective	Additional	Rail Rate	Other Rail Charges	River Barge Rate	Trans-loading Rate	Ocean Barge Rate	Other Water Charges	Other Related Charges	Transportation Charges	F.O.B. Price
						Purchase Price (\$/Ton)	Shorthaul & Loading Charges (\$/Ton)									
(a)	(b)	(c)	(d)	(e)	(f)	(g)	(h)	(i)	(j)	(k)	(l)	(m)	(n)	(o)	(p)	(q)
1	Central Coal Co.	08 , Wv , 39	Kanawha,Wv	B	11,243		N/A	N/A	N/A			N/A	N/A	N/A		\$62.75
2	Central Coal Co.	08 , Wv , 39	Kanawha,Wv	B	14,592		N/A	N/A	N/A			N/A	N/A	N/A		\$62.25
3	Central Coal Co.	08 , Wv , 39	Kanawha,Wv	B	6,976		N/A	N/A	N/A			N/A	N/A	N/A		\$56.25
4	Progress Fuels Corporation	08 , Wv , 39	Kanawha,Wv	B	27,458		N/A	N/A	N/A			N/A	N/A	N/A		\$74.25
5	Progress Fuels Corporation	08 , Wv , 39	Kanawha,Wv	B	16,026		N/A	N/A	N/A			N/A	N/A	N/A		\$73.75
6	Keystone Coal Company	08 , Wv , 39	Kanawha,Wv	B	1,788		N/A	N/A	N/A			N/A	N/A	N/A		\$57.25
7	Coal Marketing Corporation	50 , IM , 999	Colombia, SA	GB	79,252		N/A	N/A	N/A			N/A	N/A	N/A		\$67.46
8	Guasare Coal Sales	50 , IM , 999	Maracaibo, VZ	GB	50,392		N/A	N/A	N/A			N/A	N/A	N/A		\$42.09

**MONTHLY REPORT OF COST AND QUALITY OF COAL FOR ELECTRIC PLANTS
ORIGIN, TONNAGE, DELIVERED PRICE AND AS RECEIVED QUALITY**

- 1. Report for: Mo. March 2005
- 2. Reporting Company: Florida Power Corporation
- 3. Plant Name: Crystal River 1 & 2

4. Name, Title and Telephone Number of Contact
 Person Concerning Data Submitted on this Form
 Donna M. Davis, Director - Regulatory & Adm. Services
 (727) 824-6627

5. Signature of Official Submitting Report


 Donna M. Davis, Director - Regulatory & Adm. Services

6. Date Completed: May 15, 2005

Line No.	Supplier Name	Mine Location	Shipping Point	Transportation Mode	Tons	Effective Purchase Price (\$/Ton)	Additional Shorthaul & Loading Charges (\$/Ton)	Rail Rate (\$/Ton)	Other Rail Charges (\$/Ton)	River Barge Rate (\$/Ton)	Trans-loading Rate (\$/Ton)	Ocean Barge Rate (\$/Ton)	Other Water Charges (\$/Ton)	Other Related Charges (\$/Ton)	Transportation Charges (\$/Ton)	F.O.B. Plant Price (\$/Ton)
(a)	(b)	(c)	(d)	(e)	(f)	(g)	(h)	(i)	(j)	(k)	(l)	(m)	(n)	(o)	(p)	(q)
1	Consolidated Coal Sales	08 , Ky , 119	Knott, Ky	UR	68,295		N/A			N/A	N/A	N/A	N/A	N/A		\$56.68
2	Sequoia Energy, LLC	08 , Ky , 095	Harlan, Ky	UR	10,437		N/A			N/A	N/A	N/A	N/A	N/A		\$68.86
3	Massey Coal Sales Company, Inc.	08 , Ky , 195	Pike, Ky	UR	48,674		N/A			N/A	N/A	N/A	N/A	N/A		\$55.83
4	Progress Fuels Corporation	08 , Ky , 193	Perry, Ky	UR	19,662		N/A			N/A	N/A	N/A	N/A	N/A		\$85.31
5	B & W Resources, Inc.	08 , Ky , 051	Clay, Ky	UR	10,481		N/A			N/A	N/A	N/A	N/A	N/A		\$68.36

MONTHLY REPORT OF COST AND QUALITY OF COAL FOR ELECTRIC PLANTS
ORIGIN, TONNAGE, DELIVERED PRICE AND AS RECEIVED QUALITY

- 1. Report for: Mo. March 2005
- 2. Reporting Company: Florida Power Corporation
- 3. Plant Name: Crystal River 4 & 5

4. Name, Title and Telephone Number of Contact
Person Concerning Data Submitted on this Form
Donna M. Davis, Director - Regulatory & Adm. Services
(727) 824-6627

5. Signature of Official Submitting Report


Donna M. Davis, Director - Regulatory & Adm. Services

6. Date Completed: May 15, 2005

Line No.	Supplier Name	Mine Location	Shipping Point	Transportation Mode	Tons	Effective Purchase Price (\$/Ton)	Additional Shorthaul & Loading Charges (\$/Ton)	Rail Rate (\$/Ton)	Other Rail Charges (\$/Ton)	River Barge Rate (\$/Ton)	Trans-loading Rate (\$/Ton)	Ocean Barge Rate (\$/Ton)	Other Water Charges (\$/Ton)	Other Related Charges (\$/Ton)	Transportation Charges (\$/Ton)	F.O.B. Plant Price (\$/Ton)
(a)	(b)	(c)	(d)	(e)	(f)	(g)	(h)	(i)	(j)	(k)	(l)	(m)	(n)	(o)	(p)	(q)
1	Central Appalachian Mining, formerly AEP	08 , Ky , 195	Pike, Ky	UR	38,750		N/A			N/A	N/A	N/A	N/A	N/A		\$56.73
2	Massey Coal Sales	08 , Wv , 005	Boone, Wv	UR	39,484		N/A			N/A	N/A	N/A	N/A	N/A		\$68.77
3	Progress Fuels Corporation	08 , Ky , 119	Knott, Ky	UR	19,284		N/A			N/A	N/A	N/A	N/A	N/A		\$71.81
4	Alliance Coal Sales Corp	08 , Ky , 195	Pike, Ky	UR	48,950		N/A			N/A	N/A	N/A	N/A	N/A		\$56.93
5	Transfer Facility	00 N/A 000	Plaquemines, La	OB	96,294		N/A			N/A	N/A	N/A	N/A	N/A		\$60.43
6	Transfer Facility	00 N/A 000	Mobile, Al	OB	77,804		N/A			N/A	N/A	N/A	N/A	N/A		\$54.09

MONTHLY REPORT OF COST AND QUALITY OF COAL FOR ELECTRIC PLANTS
 REPORT OF ADJUSTMENTS TO PREVIOUS COAL DELIVERIES

- 1. Report for: Mo. March 2005
- 2. Reporting Company: Florida Power Corporation
- 3. Plant Name: McDuffie Coal Terminal

4. Name, Title and Telephone Number of Contact
 Person Concerning Data Submitted on this Form
 Donna M. Davis, Director - Regulatory & Adm. Services
 (727) 824-6627


5. Signature of Official Submitting Report



Donna M. Davis, Director - Regulatory & Adm. Services

6. Date Completed: May 15, 2005

Line No.	Month Reported	Form Plant Name	Intended Generating Plant	Supplier	Original Line Number	Old Volume (tons)	Form No.	Column Title	Old Value	New Value	New F.O.B. Plant Price	Reason for Revision
(a)	(b)	(c)	(d)	(e)	(f)	(g)	(h)	(i)	(j)	(k)	(l)	(m)



**MONTHLY REPORT OF COST AND QUALITY OF COAL FOR ELECTRIC PLANTS
REPORT OF ADJUSTMENTS TO PREVIOUS COAL DELIVERIES**


1. Report for: Mo. March 2005

2. Reporting Company: Florida Power Corporation

3. Plant Name: Transfer Facility - IMT

4. Name, Title and Telephone Number of Contact
Person Concerning Data Submitted on this Form
Donna M. Davis, Director - Regulatory & Adm. Services
(727) 824-6627

5. Signature of Official Submitting Report



Donna M. Davis, Director - Regulatory & Adm. Services
ow

6. Date Completed: May 15, 2005

Line No.	Month Reported	Form Plant Name	Intended Generating Plant	Supplier	Original Line Number	Old Volume (tons)	Form No.	Column Title	Old Value	New Value	New F.O.B. Plant Price	Reason for Revision
(a)	(b)	(c)	(d)	(e)	(f)	(g)	(h)	(i)	(j)	(k)	(l)	(m)
1	09/04	Transfer Facility - IMT	Progress Fuels Corporation	Progress Fuels Corporation	5	15,510	2A	(k) Quality Adjustments			\$ 48.82	Quality Adjustment
2	10/04	Transfer Facility - IMT	Progress Fuels Corporation	Progress Fuels Corporation	5	3,128	2A	(k) Quality Adjustments			\$ 47.54	Quality Adjustment
3	01/05	Transfer Facility - IMT	Guasare Coal Sales	Guasare Coal Sales	7	47,561	2A	(k) Quality Adjustments			\$ 42.17	Quality Adjustment
4	02/05	Transfer Facility - IMT	Central Coal Co.	Central Coal Co.	3	2,045	2A	(k) Quality Adjustments			\$ 54.85	Quality Adjustment

MONTHLY REPORT OF COST AND QUALITY OF COAL FOR ELECTRIC PLANTS
 REPORT OF ADJUSTMENTS TO PREVIOUS COAL DELIVERIES


1. Report for: Mo. March 2005

2. Reporting Company: Florida Power Corporation

3. Plant Name: Crystal River 1 & 2

4. Name, Title and Telephone Number of Contact
 Person Concerning Data Submitted on this Form
 Donna M. Davis, Director - Regulatory & Adm. Services
 (727) 824-6627

5. Signature of Official Submitting Report


 Donna M. Davis, Director - Regulatory & Adm. Services

6. Date Completed: May 15, 2005

Line No.	Month Reported	Form Plant Name	Intended Generating Plant	Supplier	Original Line Number	Old Volume (tons)	Form No.	Column Title	Old Value	New Value	New F.O.B. Plant Price	Reason for Revision
(a)	(b)	(c)	(d)	(e)	(f)	(g)	(h)	(i)	(j)	(k)	(l)	(m)
1	09/04	CR1&2	CR1&2	Progress Fuels Corporation	5	19,657	2A	(k) Quality Adjustments			\$ 85.59	Quality Adjustment
2	10/04	CR1&2	CR1&2	Progress Fuels Corporation	5	37,519	2A	(k) Quality Adjustments			\$ 83.26	Quality Adjustment
3	11/04	CR1&2	CR1&2	Consolidated Coal Sales	3	67,345	2A	(k) Quality Adjustments			\$ 52.11	Quality Adjustment
4	11/04	CR1&2	CR1&2	Progress Fuels Corporation	5	29,429	2A	(k) Quality Adjustments			\$ 84.81	Quality Adjustment
5	12/04	CR1&2	CR1&2	Progress Fuels Corporation	4	19,528	2A	(k) Quality Adjustments			\$ 82.44	Quality Adjustment
6	01/05	CR1&2	CR1&2	Progress Fuels Corporation	6	10,325	2A	(k) Quality Adjustments			\$ 100.45	Quality Adjustment
7	01/05	CR1&2	CR1&2	Consolidated Coal Sales	1	47,984	2A	(k) Quality Adjustments			\$ 73.02	Quality Adjustment
8	01/05	CR1&2	CR1&2	Consolidated Coal Sales	2	9,763	2A	(k) Quality Adjustments			\$ 73.44	Quality Adjustment
9	01/05	CR1&2	CR1&2	Sequoia Energy, LLC	8	9,432	2A	(k) Quality Adjustments			\$ 85.05	Quality Adjustment
10	01/05	CR1&2	CR1&2	Progress Fuels Corporation	5	29,765	2A	(k) Quality Adjustments			\$ 103.36	Quality Adjustment
11	02/05	CR1&2	CR1&2	Progress Fuels Corporation	4	19,561	2A	(k) Quality Adjustments			\$ 87.94	Quality Adjustment
12	11/04	CR1&2	CR1&2	Alpha Natural Resources	2	10,875	2C	(k) New Value			\$ 55.57	Quality Adjustment
13	09/04	CR1&2	CR1&2	Alpha Natural Resources	6	10,606	2A	(k) Quality Adjustments			\$ 57.49	Quality Adjustment

**MONTHLY REPORT OF COST AND QUALITY OF COAL FOR ELECTRIC PLANTS
REPORT OF ADJUSTMENTS TO PREVIOUS COAL DELIVERIES**

1. Report for: Mo. March 2005

2. Reporting Company: Florida Power Corporation

3. Plant Name: Crystal River 4 & 5

4. Name, Title and Telephone Number of Contact
Person Concerning Data Submitted on this Form
Donna M. Davis, Director - Regulatory & Adm. Services
(727) 824-6627

5. Signature of Official Submitting Report


Donna M. Davis, Director - Regulatory & Adm. Services

6. Date Completed: May 15, 2005

Line No.	Month Reported	Form Plant Name	Intended Generating Plant	Supplier	Original Line Number	Old Volume (tons)	Form No.	Column Title	Old Value	New Value	New F.O.B. Plant Price	Reason for Revision
(a)	(b)	(c)	(d)	(e)	(f)	(g)	(h)	(i)	(j)	(k)	(l)	(m)
1	01/05	CR4&5	CR4&5	Progress Fuels Corporation	3	18,948	2A	(k) Quality Adjustments			\$ 88.10	Quality Adjustment