



JAMES A. MCGEE

ASSOCIATE GENERAL COUNSEL  
PROGRESS ENERGY SERVICE CO., LLC

July 1, 2005

Ms. Blanca S. Bayó, Director  
Division of the Commission Clerk  
and Administrative Services  
Florida Public Service Commission  
2540 Shumard Oak Boulevard  
Tallahassee, Florida 32399-0850

Re: Docket No. 050001-EI

Dear Ms. Bayó:

Enclosed for filing on behalf of Progress Energy Florida, Inc. are an original plus ten (10) copies of FPSC 423 forms for the month of April 2005. Forms 423-1A, 423-2, 423-2A, 423-2B, and 423-2C contained in this filing have been edited to delete certain confidential information. Progress Energy Florida, Inc.'s Request for Specified Confidential Treatment, which includes an unedited copy of the 423 forms, has been submitted for filing this date under separate cover.

Please acknowledge your receipt and filing of the above on the enclosed copy of this letter and return same to me.

Very truly yours,

A handwritten signature in black ink, appearing to read 'James A. McGee', written over a horizontal line.

James A. McGee

JAM:at  
Enclosures  
cc: Parties of record

DOCUMENT NUMBER-DATE  
06288 JUL-5 05  
FPSC-COMMISSION CLERK

**Progress Energy Florida, Inc.**

CERTIFICATE OF SERVICE

Docket No. 050001-EI

I HEREBY CERTIFY that a true copy of Progress Energy Florida, Inc.'s FPSC 423 Forms for the month of April 2005 have been furnished to the following individuals by regular U.S. Mail this 1st day of July 2005.

John Butler  
Steel, Hector & Davis  
215 S. Monroe Street  
Suite 601  
Tallahassee, FL 32301-1804

John McWhirter, Jr.  
McWhirter, Reeves et al.  
400 North Tampa Street  
Suite 2450  
Tampa, FL 33601

Jeffrey A. Stone, Esquire  
Russell A. Badders, Esquire  
Beggs and Lane  
P. O. Box 12950  
Pensacola, FL 32576-2950

Norman Horton, Jr., Esquire  
Messer, Caparello & Self  
P. O. Box 1876  
Tallahassee, FL 32302

Lee L. Willis, Esquire  
James D. Beasley, Esquire  
Ausley & McMullen  
P. O. Box 391  
Tallahassee, FL 32302



---

Attorney

Adrienne Vining, Esquire  
Office of the General Counsel  
Economic Regulation Section  
Florida Public Service Commission  
2540 Shumard Oak Boulevard  
Tallahassee, FL 32399-0850

Patrica A. Christensen, Esquire  
Office of the Public Counsel  
C/o The Florida Legislature  
111 West Madison Street  
Room 812  
Tallahassee, FL 32399-1400

Vicki Gordon Kaufman, Esquire  
McWhirter, Reeves  
117 S. Gadsden Street  
Tallahassee, FL 32301

FPSC FORM 423-1(a)

SPECIFIED CONFIDENTIAL

MONTHLY REPORT OF COST AND QUALITY OF FUEL FOR ELECTRIC PLANTS  
ORIGIN, VOLUME, DELIVERED PRICE AND AS RECEIVED QUALITY

1. REPORTING MONTH: 04/2005  
2. REPORTING COMPANY: FLORIDA POWER CORPORATION

3. NAME, TITLE TELEPHONE NUMBER OF CONTACT PERSON CONCERNING DATA

SUBMITTED ON THIS FORM: DEBBIE PATTERSON, SBFA (919) 546-4047

4. SIGNATURE OF OFFICIAL SUBMITTED REPORT: *[Signature]*

DONNA MASSENGILL

CONTROLLER, REGULATED COMMERCIAL OPERATIONS

5. DATE COMPLETED: 6/6/2005


LINE NO	PLANT NAME	SUPPLIER NAME	DELIVERY LOCATION	DELIVERY DATE	TYPE OIL	VOLUME (Bbl)	INVOICE PRICE	INVOICE AMOUNT	DISCOUNT	NET AMOUNT	NET PRICE	QUALITY ADJUST	EFFECTIVE TRANSPORT		ADDITIONAL TRANSPORT	OTHER CHARGES	DELIVERED PRICE
							(\$/Bbl)	(\$)	(\$)	(\$)	(\$/Bbl)	(\$/Bbl)	(\$/Bbl)	(\$/Bbl)	(\$/Bbl)	(\$/Bbl)	(\$/Bbl)
(a)	(b)	(c)	(d)	(e)	(f)	(g)	(h)	(i)	(j)	(k)	(l)	(m)	(n)	(o)	(p)	(q)	(r)
1	Bartow Steam Plant	RIO Energy International, Inc	FOB TERMI	4/2005	FO6	568,223									\$0.00		\$35.24
2	Bartow Steam Plant	RIO Energy International, Inc	FOB TERMI	4/2005	FO6	111,722									\$0.00		\$32.57
3	Intercession City Peakers	BP Amoco Oil	FOB PLANT	4/2005	FO2	15,596									\$0.00		\$71.56
4	Suwannee Steam Plant	Colonial Oil Industries, Inc.	FOB PLANT	4/2005	FO6	1,575									\$0.00		\$44.17
5	Suwannee Steam Plant	RIO Energy International, Inc	FOB PLANT	4/2005	FO6	1,302									\$0.00		\$50.05

MONTHLY REPORT OF COST AND QUALITY OF COAL FOR ELECTRIC PLANTS  
ORIGIN, TONNAGE, DELIVERED PRICE AND AS RECEIVED QUALITY

- 1. Report for: Mo. April 2005
- 2. Reporting Company: Florida Power Corporation
- 3. Plant Name: McDuffie Coal Terminal

4. Name, Title and Telephone Number of Contact Person Concerning Data Submitted on this Form  
Donna M. Davis, Director - Regulatory & Adm. Service  
(727) 824-6627

5. Signature of Official Submitting Report

  
Donna M. Davis, Director - Regulatory & Adm. Services

6. Date Completed: June 15, 2005


Line No.	Supplier Name	Mine Location	Purchase Type	Transportation Mode	Tons	Effective Purchase Price (\$/Ton)	Total Transportation Cost (\$/Ton)	F.O.B. Plant Price (\$/Ton)	As Received Coal Quality			
									Percent Sulfur (%)	Btu Content (Btu/lb)	Percent Ash (%)	Percent Moisture (%)
(a)	(b)	(c)	(d)	(e)	(f)	(g)	(h)	(i)	(j)	(k)	(l)	(m)
1	Drummond Coal Sales, Inc.	25 , IM , 999	MTC	GB	96,378	████████	████████	\$ 55.50	0.58	11,571	5.57	11.97

MONTHLY REPORT OF COST AND QUALITY OF COAL FOR ELECTRIC PLANTS  
ORIGIN, TONNAGE, DELIVERED PRICE AND AS RECEIVED QUALITY

- 1. Report for: Mo. April 2005
- 2. Reporting Company: Florida Power Corporation
- 3. Plant Name: Transfer Facility - IMT

4. Name, Title and Telephone Number of Contact  
Person Concerning Data Submitted on this Form  
Donna M. Davis, Director - Regulatory & Adm. Services  
(727) 824-6627

5. Signature of Official Submitting Report



Donna M. Davis, Director - Regulatory & Adm. Services

6. Date Completed: June 15, 2005

Line No.	Supplier Name	Mine Location	Purchase Type	Transportation Mode	Tons	Effective Purchase Price (\$/Ton)	Total Transportation Cost (\$/Ton)	F.O.B. Plant Price (\$/Ton)	As Received Coal Quality			
									Percent Sulfur (%)	Btu Content (Btu/lb)	Percent Ash (%)	Percent Moisture (%)
(a)	(b)	(c)	(d)	(e)	(f)	(g)	(h)	(i)	(j)	(k)	(l)	(m)
1	Central Coal Co.	8 , Wv , 39	MTC	B	14,514			\$ 60.81	0.68	12,408	12.02	6.00
2	Central Coal Co.	8 , Wv , 39	MTC	B	13,394			\$ 61.31	0.68	12,408	12.02	6.00
3	Central Coal Co.	8 , Wv , 39	S	B	1,767			\$ 52.91	0.63	12,257	11.06	8.59
4	Progress Fuels Corporation	8 , Wv , 39	MTC	B	19,541			\$ 71.59	0.59	12,368	11.89	7.10
5	Progress Fuels Corporation	8 , Wv , 39	MTC	B	7,648			\$ 72.32	0.59	12,368	11.89	7.10
6	Progress Fuels Corporation	8 , Wv , 39	MTC	B	8,689			\$ 72.32	0.66	12,486	11.81	5.59
7	Progress Fuels Corporation	8 , Wv , 39	MTC	B	10,611			\$ 72.67	0.66	12,486	11.81	5.59
8	Keystone Coal Company	8 , Wv , 39	S	B	3,546			\$ 55.31	0.66	12,163	13.54	5.58
9	Keystone Coal Company	8 , Wv , 39	S	B	3,444			\$ 55.81	0.66	12,163	13.54	5.58
10	Guasare Coal Sales	50 , IM , 999	MTC	GB	50,913			\$ 42.09	0.62	13,115	5.87	6.79
11	Emerald Internation Corp.	50 , IM , 999	S	B	1,747			\$ 62.10	0.52	11,528	4.22	13.23

**MONTHLY REPORT OF COST AND QUALITY OF COAL FOR ELECTRIC PLANTS  
ORIGIN, TONNAGE, DELIVERED PRICE AND AS RECEIVED QUALITY**

1. Report for: Mo. April 2005

2. Reporting Company: Florida Power Corporation

3. Plant Name: Crystal River 1 & 2

4. Name, Title and Telephone Number of Contact  
Person Concerning Data Submitted on this Form  
Donna M. Davis, Director - Regulatory & Adm. Services  
(727) 824-6627

5. Signature of Official Submitting Report

  
Donna M. Davis, Director - Regulatory & Adm. Services

6. Date Completed: June 15, 2005

Line No.	Supplier Name	Mine Location	Purchase Type	Transportation Mode	Tons	Effective Purchase Price (\$/Ton)	Total Transportation Cost (\$/Ton)	F.O.B. Plant Price (\$/Ton)	As Received Coal Quality			
									Percent Sulfur (%)	Btu Content (Btu/lb)	Percent Ash (%)	Percent Moisture (%)
(a)	(b)	(c)	(d)	(e)	(f)	(g)	(h)	(i)	(j)	(k)	(l)	(m)
1	Consolidated Coal Sales	08, Ky, 119	MTC	UR	10,495			\$57.35	1.14	12,572	8.89	6.96
2	Consolidated Coal Sales	08, Ky, 133	MTC	UR	47,519			\$57.35	1.15	12,599	10.36	5.33
3	Sequoia Energy, LLC	08, Ky, 095	MTC	UR	18,936			\$69.53	0.99	12,798	9.16	5.12
4	Massey Coal Sales Company, Inc.	08, Wv, 081	MTC	UR	9,517			\$65.95	0.71	12,770	12.17	4.70
5	Massey Coal Sales Company, Inc.	08, Ky, 195	MTC	UR	57,761			\$64.18	1.10	12,263	11.19	6.89
6	Progress Fuels Corporation	08, Ky, 193	S	UR	9,995			\$89.19	0.98	12,824	10.29	4.55
7	B & W Resources, Inc.	08, Ky, 051	MTC	UR	19,446			\$69.03	1.04	12,609	9.22	5.30

**MONTHLY REPORT OF COST AND QUALITY OF COAL FOR ELECTRIC PLANTS  
ORIGIN, TONNAGE, DELIVERED PRICE AND AS RECEIVED QUALITY**

1. Report for: Mo. April 2005

2. Reporting Company: Florida Power Corporation

3. Plant Name: Crystal River 4 & 5

4. Name, Title and Telephone Number of Contact  
Person Concerning Data Submitted on this Form  
Donna M. Davis, Director - Regulatory & Adm. Services  
(727) 824-6627

5. Signature of Official Submitting Report

  
Donna M. Davis, Director - Regulatory & Adm. Services

6. Date Completed: June 15, 2005

Line No.	Supplier Name	Mine Location	Purchase Type	Transportation Mode	Tons	Effective Purchase Price (\$/Ton)	Total Transportation Cost (\$/Ton)	F.O.B. Plant Price (\$/Ton)	As Received Coal Quality			
									Percent Sulfur (%)	Btu Content (Btu/lb)	Percent Ash (%)	Percent Moisture (%)
(a)	(b)	(c)	(d)	(e)	(f)	(g)	(h)	(i)	(j)	(k)	(l)	(m)
1	Central Appalachian Mining, formerly	08, Ky, 195	MTC	UR	38,090			\$57.40	0.67	12,464	10.97	6.18
2	Massey Coal Sales	08, Wv, 005	MTC	UR	9,399			\$69.42	0.71	12,325	12.42	6.37
3	Progress Fuels Corporation	08, Ky, 119	MTC	UR	18,987			\$72.94	0.71	12,609	9.56	6.08
4	Alliance Coal Sales Corp	08, Ky, 195	MTC	UR	39,256			\$57.60	0.64	12,811	8.34	6.19
5	Transfer Facility	N/A	N/A	OB	146,089			\$61.64	0.62	12,195	9.37	9.33
6	Transfer Facility	N/A	N/A	OB	80,756			\$61.27	0.58	11,571	5.64	11.89

MONTHLY REPORT OF COST AND QUALITY OF COAL FOR ELECTRIC PLANTS  
ORIGIN, TONNAGE, DELIVERED PRICE AND AS RECEIVED QUALITY

- 1. Report for: Mo. April 2005
- 2. Reporting Company: Florida Power Corporation
- 3. Plant Name: McDuffie Coal Terminal

4. Name, Title and Telephone Number of Contact  
Person Concerning Data Submitted on this Form  
Donna M. Davis, Director - Regulatory & Adm. Services  
(727) 824-6627

5. Signature of Official Submitting Report

  
Donna M. Davis, Director - Regulatory & Adm. Services  
*DM*

6. Date Completed: June 15, 2005

Line No.	Supplier Name	Mine Location	Purchase Type	Tons	F.O.B. Mine Price (\$/Ton)	Short Haul & Loading Charges (\$/Ton)	Original Invoice Price (\$/Ton)	Retro-active Price Increases (\$/Ton)	Base Price (\$/Ton)	Quality Adjustments (\$/Ton)	Effective Purchase Price (\$/Ton)
(a)	(b)	(c)	(d)	(e)	(f)	(g)	(h)	(i)	(j)	(k)	(l)
1	Drummond Coal Sales, Inc.	25 IM	999 MTC	96,378	████████	\$ -	████████	\$ -	████████	████████	████████



MONTHLY REPORT OF COST AND QUALITY OF COAL FOR ELECTRIC PLANTS  
ORIGIN, TONNAGE, DELIVERED PRICE AND AS RECEIVED QUALITY

- 1. Report for: Mo. April 2005
- 2. Reporting Company: Florida Power Corporation
- 3. Plant Name: Transfer Facility - IMT

4. Name, Title and Telephone Number of Contact  
Person Concerning Data Submitted on this Form  
Donna M. Davis, Director - Regulatory & Adm. Services  
(727) 824-6627

5. Signature of Official Submitting Report

  
Donna M. Davis, Director - Regulatory & Adm. Services

6. Date Completed: June 15, 2005

Line No.	Supplier Name	Mine Location	Purchase Type	Tons	F.O.B. Mine Price (\$/Ton)	Short Haul & Loading Charges (\$/Ton)	Original Invoice Price (\$/Ton)	Retro-active Price Inc(Dec) (\$/Ton)	Base Price (\$/Ton)	Quality Adjust-ments (\$/Ton)	Effective Purchase Price (\$/Ton)
(a)	(b)	(c)	(d)	(e)	(f)	(g)	(h)	(i)	(j)	(k)	(l)
1	Central Coal Co.	08 , Wv ,	39 MTC	14,514		\$0.00		\$0.00			
2	Central Coal Co.	08 , Wv ,	39 MTC	13,394		\$0.00		\$0.00			
3	Central Coal Co.	08 , Wv ,	39 S	1,767		\$0.00		\$0.00			
4	Progress Fuels Corporation	08 , Wv ,	39 MTC	19,541		\$0.00		\$0.00			
5	Progress Fuels Corporation	08 , Wv ,	39 MTC	7,648		\$0.00		\$0.00			
6	Progress Fuels Corporation	08 , Wv ,	39 MTC	8,689		\$0.00		\$0.00			
7	Progress Fuels Corporation	08 , Wv ,	39 MTC	10,611		\$0.00		\$0.00			
8	Keystone Coal Company	08 , Wv ,	39 S	3,546		\$0.00		\$0.00			
9	Keystone Coal Company	08 , Wv ,	39 S	3,444		\$0.00		\$0.00			
10	Guasare Coal Sales	50 , IM ,	999 MTC	50,913		\$0.00		\$0.00			
11	Emerald Internation Corp.	50 , IM ,	999 S	1,747		\$0.00		\$0.00			

MONTHLY REPORT OF COST AND QUALITY OF COAL FOR ELECTRIC PLANTS  
ORIGIN, TONNAGE, DELIVERED PRICE AND AS RECEIVED QUALITY

1. Report for: Mo. April 2005

2. Reporting Company: Florida Power Corporation

3. Plant Name: Crystal River 1 & 2

4. Name, Title and Telephone Number of Contact  
Person Concerning Data Submitted on this Form  
Donna M. Davis, Director - Regulatory & Adm. Services  
(727) 824-6627

5. Signature of Official Submitting Report

  
Donna M. Davis, Director - Regulatory & Adm. Services

6. Date Completed: June 15, 2005

Line No.	Supplier Name	Mine Location	Purchase Type	Tons	F.O.B. Mine Price (\$/Ton)	Short Haul & Loading Charges (\$/Ton)	Original Invoice Price (\$/Ton)	Retro-active Price Increases (\$/Ton)	Base Price (\$/Ton)	Quality Adjustments (\$/Ton)	Effective Purchase Price (\$/Ton)
(a)	(b)	(c)	(d)	(e)	(f)	(g)	(h)	(i)	(j)	(k)	(l)
1	Consolidated Coal Sales	08 , Ky ,	119 MTC	10,495		\$0.00		\$0.00			
2	Consolidated Coal Sales	08 , Ky ,	133 MTC	47,519		\$0.00		\$0.00			
3	Sequoia Energy, LLC	08 , Ky ,	095 MTC	18,936		\$0.00		\$0.00			
4	Massey Coal Sales Company, Inc.	08 , Wv ,	081 MTC	9,517		\$0.00		\$0.00			
5	Massey Coal Sales Company, Inc.	08 , Ky ,	195 MTC	57,761		\$0.00		\$0.00			
6	Progress Fuels Corporation	08 , Ky ,	193 S	9,995		\$0.00		\$0.00			
7	B & W Resources, Inc.	08 , Ky ,	051 MTC	19,446		\$0.00		\$0.00			

MONTHLY REPORT OF COST AND QUALITY OF COAL FOR ELECTRIC PLANTS  
ORIGIN, TONNAGE, DELIVERED PRICE AND AS RECEIVED QUALITY


1. Report for: Mo. April 2005

2. Reporting Company: Florida Power Corporation

3. Plant Name: Crystal River 4 & 5

4. Name, Title and Telephone Number of Contact  
Person Concerning Data Submitted on this Form  
Donna M. Davis, Director - Regulatory & Adm. Services  
(727) 824-6627

5. Signature of Official Submitting Report

  
Donna M. Davis, Director - Regulatory & Adm. Services

6. Date Completed: June 15, 2005

Line No.	Supplier Name	Mine Location	Purchase Type	Tons	F.O.B. Mine Price (\$/Ton)	Short Haul & Loading Charges (\$/Ton)	Original Invoice Price (\$/Ton)	Retro-active Price Increases (\$/Ton)	Base Price (\$/Ton)	Quality Adjust-ments (\$/Ton)	Effective Purchase Price (\$/Ton)
(a)	(b)	(c)	(d)	(e)	(f)	(g)	(h)	(i)	(j)	(k)	(l)
1	Central Appalachian Mining, formerly	08 , Ky ,	195 MTC	38,090		\$0.00		\$0.00			
2	Massey Coal Sales	08 , Wv ,	005 MTC	9,399		\$0.00		\$0.00			
3	Progress Fuels Corporation	08 , Ky ,	119 MTC	18,987		\$0.00		\$0.00			
4	Alliance Coal Sales Corp	08 , Ky ,	195 MTC	39,256		\$0.00		\$0.00			
5	Transfer Facility	N/A	N/A	146,089		\$0.00		\$0.00			
6	Transfer Facility	N/A	N/A	80,756		\$0.00		\$0.00			

MONTHLY REPORT OF COST AND QUALITY OF COAL FOR ELECTRIC PLANTS  
ORIGIN, TONNAGE, DELIVERED PRICE AND AS RECEIVED QUALITY

- 1. Report for: Mo. April 2005
- 2. Reporting Company: Florida Power Corporation
- 3. Plant Name: McDuffie Coal Terminal

4. Name, Title and Telephone Number of Contact  
Person Concerning Data Submitted on this Form  
Donna M. Davis, Director - Regulatory & Adm. Services  
(727) 824-6627

5. Signature of Official Submitting Report

  
Donna M. Davis, Director - Regulatory & Adm. Services

6. Date Completed: June 15, 2005

Line No.	Supplier Name	Mine Location	Shipping Point	Transportation Mode	Tons	Effective Purchase Price (\$/Ton)	Additional Shorthaul Loading Charges (\$/Ton)	Rail Rate (\$/Ton)	Other Rail Charges (\$/Ton)	River Barge Rate (\$/Ton)	Trans-loading Rate (\$/Ton)	Ocean Barge Rate (\$/Ton)	Other Water Charges (\$/Ton)	Other Related Charges (\$/Ton)	Transportation Charges (\$/Ton)	F.O.B. Plant Price (\$/Ton)
(a)	(b)	(c)	(d)	(e)	(f)	(g)	(h)	(i)	(j)	(k)	(l)	(m)	(n)	(o)	(p)	(q)
1	Drummond Coal Sales, Inc.	25 IM, 999	Cartagena, Co	GB	96,378	████████	N/A	N/A	N/A	N/A	████████	N/A	N/A	N/A	████████	\$ 55.50

MONTHLY REPORT OF COST AND QUALITY OF COAL FOR ELECTRIC PLANTS  
ORIGIN, TONNAGE, DELIVERED PRICE AND AS RECEIVED QUALITY

- 1. Report for: Mo. April 2005
- 2. Reporting Company: Florida Power Corporation
- 3. Plant Name: Transfer Facility - IMT

4. Name, Title and Telephone Number of Contact  
Person Concerning Data Submitted on this Form  
Donna M. Davis, Director - Regulatory & Adm. Services  
(727) 824-6627

5. Signature of Official Submitting Report

  
Donna M. Davis, Director - Regulatory & Adm. Services  
*DM*

6. Date Completed: June 15, 2005


Line No.	Supplier Name	Mine Location	Shipping Point	Transportation Mode	Tons	Effective Purchase Price (\$/Ton)	Additional Shorthaul & Loading Charges (\$/Ton)	Rail Rate (\$/Ton)	Other Rail Charges (\$/Ton)	River Barge Rate (\$/Ton)	Trans-loading Rate (\$/Ton)	Ocean Barge Rate (\$/Ton)	Other Water Charges (\$/Ton)	Other Related Charges (\$/Ton)	Transportation Charges (\$/Ton)	F.O.B. Plant Price (\$/Ton)
1	Central Coal Co.	08 , Wv ,	39 Kanawha,Wv	B	14,514		N/A	N/A	N/A			N/A	N/A	N/A		\$60.81
2	Central Coal Co.	08 , Wv ,	39 Kanawha,Wv	B	13,394		N/A	N/A	N/A			N/A	N/A	N/A		\$61.31
3	Central Coal Co.	08 , Wv ,	39 Kanawha,Wv	B	1,767		N/A	N/A	N/A			N/A	N/A	N/A		\$52.91
4	Progress Fuels Corporation	08 , Wv ,	39 Kanawha,Wv	B	19,541		N/A	N/A	N/A			N/A	N/A	N/A		\$71.59
5	Progress Fuels Corporation	08 , Wv ,	39 Kanawha,Wv	B	7,648		N/A	N/A	N/A			N/A	N/A	N/A		\$72.32
6	Progress Fuels Corporation	08 , Wv ,	39 Kanawha,Wv	B	8,689		N/A	N/A	N/A			N/A	N/A	N/A		\$72.32
7	Progress Fuels Corporation	08 , Wv ,	39 Kanawha,Wv	B	10,611		N/A	N/A	N/A			N/A	N/A	N/A		\$72.67
8	Keystone Coal Company	08 , Wv ,	39 Kanawha,Wv	B	3,546		N/A	N/A	N/A			N/A	N/A	N/A		\$55.31
9	Keystone Coal Company	08 , Wv ,	39 Kanawha,Wv	B	3,444		N/A	N/A	N/A			N/A	N/A	N/A		\$55.81
10	Guasare Coal Sales	50 , IM ,	999 Maracaibo, VZ	GB	50,913		N/A	N/A	N/A			N/A	N/A	N/A		\$42.09
11	Emerald Internation Corp.	50 , IM ,	999 Columbia, SA	B	1,747		N/A	N/A	N/A			N/A	N/A	N/A		\$62.10

MONTHLY REPORT OF COST AND QUALITY OF COAL FOR ELECTRIC PLANTS  
ORIGIN, TONNAGE, DELIVERED PRICE AND AS RECEIVED QUALITY

- 1. Report for: Mo. April 2005
- 2. Reporting Company: Florida Power Corporation
- 3. Plant Name: Crystal River 1 & 2

4. Name, Title and Telephone Number of Contact  
Person Concerning Data Submitted on this Form  
Donna M. Davis, Director - Regulatory & Adm. Services  
(727) 824-6627

5. Signature of Official Submitting Report

  
Donna M. Davis, Director - Regulatory & Adm. Services

6. Date Completed: June 15, 2005

Line No.	Supplier Name	Mine Location	Shipping Point	Transportation Mode	Tons	Effective Purchase Price (\$/Ton)	Additional Shorthaul & Loading Charges (\$/Ton)	Rail Rate (\$/Ton)	Other Rail Charges (\$/Ton)	River Barge Rate (\$/Ton)	Trans-loading Rate (\$/Ton)	Ocean Barge Rate (\$/Ton)	Other Water Charges (\$/Ton)	Other Related Charges (\$/Ton)	Transportation Charges (\$/Ton)	F.O.B. Plant Price (\$/Ton)
(a)	(b)	(c)	(d)	(e)	(f)	(g)	(h)	(i)	(j)	(k)	(l)	(m)	(n)	(o)	(p)	(q)
1	Consolidated Coal Sales	08 , Ky ,	119 Knott, Ky	UR	10,495		N/A			N/A	N/A	N/A	N/A	N/A		\$57.35
2	Consolidated Coal Sales	08 , Ky ,	133 Letcher, Ky	UR	47,519		N/A			N/A	N/A	N/A	N/A	N/A		\$57.35
3	Sequoia Energy, LLC	08 , Ky ,	095 Harlan, Ky	UR	18,936		N/A			N/A	N/A	N/A	N/A	N/A		\$69.53
4	Massey Coal Sales Company, Inc.	08 , Wv ,	081 Raleigh, Wv	UR	9,517		N/A			N/A	N/A	N/A	N/A	N/A		\$65.95
5	Massey Coal Sales Company, Inc.	08 , Ky ,	195 Pike, Ky	UR	57,761		N/A			N/A	N/A	N/A	N/A	N/A		\$64.18
6	Progress Fuels Corporation	08 , Ky ,	193 Perry, Ky	UR	9,995		N/A			N/A	N/A	N/A	N/A	N/A		\$89.19
7	B & W Resources, Inc.	08 , Ky ,	051 Clay, Ky	UR	19,446		N/A			N/A	N/A	N/A	N/A	N/A		\$69.03

MONTHLY REPORT OF COST AND QUALITY OF COAL FOR ELECTRIC PLANTS  
ORIGIN, TONNAGE, DELIVERED PRICE AND AS RECEIVED QUALITY

- 1. Report for: Mo. April 2005
- 2. Reporting Company: Florida Power Corporation
- 3. Plant Name: Crystal River 4 & 5

4. Name, Title and Telephone Number of Contact  
Person Concerning Data Submitted on this Form  
Donna M. Davis, Director - Regulatory & Adm. Services  
(727) 824-6627

5. Signature of Official Submitting Report

  
Donna M. Davis, Director - Regulatory & Adm. Services

6. Date Completed: June 15, 2005

Line No.	Supplier Name	Mine Location	Shipping Point	Transportation Mode	Tons	Effective Purchase Price (\$/Ton)	Additional Shorthaul & Loading Charges (\$/Ton)	Rail Rate (\$/Ton)	Other Rail Charges (\$/Ton)	River Barge Rate (\$/Ton)	Trans-loading Rate (\$/Ton)	Ocean Barge Rate (\$/Ton)	Other Water Charges (\$/Ton)	Other Related Charges (\$/Ton)	Transportation Charges (\$/Ton)	F.O.B. Plant Price (\$/Ton)
1	Central Appalachian Mining, formerly AEP	08, Ky	195 Pike, Ky	UR	38,090		N/A			N/A	N/A	N/A	N/A	N/A		\$57.40
2	Massey Coal Sales	08, Wv	005 Boone, Wv	UR	9,399		N/A			N/A	N/A	N/A	N/A	N/A		\$69.42
3	Progress Fuels Corporation	08, Ky	119 Knott, Ky	UR	18,987		N/A			N/A	N/A	N/A	N/A	N/A		\$72.94
4	Alliance Coal Sales Corp	08, Ky	195 Pike, Ky	UR	39,256		N/A			N/A	N/A	N/A	N/A	N/A		\$57.60
5	Transfer Facility	N/A	Plaquemines, P:	OB	146,089		N/A			N/A	N/A	N/A	N/A	N/A		\$61.64
6	Transfer Facility	N/A	Mobile, Al	OB	80,756		N/A			N/A	N/A	N/A	N/A	N/A		\$61.27

MONTHLY REPORT OF COST AND QUALITY OF COAL FOR ELECTRIC PLANTS  
 REPORT OF ADJUSTMENTS TO PREVIOUS COAL DELIVERIES

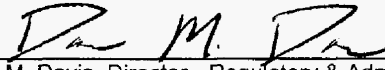
1. Report for: Mo. April 2005

2. Reporting Company: Florida Power Corporation

3. Plant Name: McDuffie Coal Terminal

4. Name, Title and Telephone Number of Contact  
 Person Concerning Data Submitted on this Form  
 Donna M. Davis, Director - Regulatory & Adm. Services  
 (727) 824-6627

5. Signature of Official Submitting Report

  
 Donna M. Davis, Director - Regulatory & Adm. Services

6. Date Completed: June 15, 2005

Line No.	Month Reported	Form Plant Name	Intended Generating Plant	Supplier	Original Line Number	Old Volume (tons)	Form No.	Column Title	Old Value	New Value	New F.O.B. Plant Price	Reason for Revision
(a)	(b)	(c)	(d)	(e)	(f)	(g)	(h)	(i)	(j)	(k)	(l)	(m)
1	03/05	McDuffie Coal Term	Drummond Coal Sales, Inc.		1	2,087	2A	(k) Quality Adjustments			\$ 41.06	Quality Adjustment
2	03/05	McDuffie Coal Term	Drummond Coal Sales, Inc.		2	75,717	2A	(k) Quality Adjustments			\$ 55.66	Quality Adjustment
3	02/05	McDuffie Coal Term	Drummond Coal Sales, Inc.		1	29,762	2A	(k) Quality Adjustments			\$ 40.60	Quality Adjustment
4	03/05	McDuffie Coal Term	Drummond Coal Sales, Inc.		2	75,717	2 & 2A	(d) Purchase Type	S	MTC		Purchase Type correction




MONTHLY REPORT OF COST AND QUALITY OF COAL FOR ELECTRIC PLANTS  
 REPORT OF ADJUSTMENTS TO PREVIOUS COAL DELIVERIES

- 1. Report for: Mo. April 2005
- 2. Reporting Company: Florida Power Corporation
- 3. Plant Name: Transfer Facility - IMT

4. Name, Title and Telephone Number of Contact  
 Person Concerning Data Submitted on this Form  
 Donna M. Davis, Director - Regulatory & Adm. Services  
 (727) 824-6627

5. Signature of Official Submitting Report

  
 Donna M. Davis, Director - Regulatory & Adm. Services

6. Date Completed: June 15, 2005

Line No.	Month Reported	Form Plant Name	Intended Generating Plant	Supplier	Original Line Number	Old Volume (tons)	Form No.	Column Title	Old Value	New Value	New F.O.B. Plant Price	Reason for Revision
(a)	(b)	(c)	(d)	(e)	(f)	(g)	(h)	(i)	(j)	(k)	(l)	(m)
1	02/05	Transfer Facility - IMT	Guasare Coal Sales		10	93,837	2A	(k) Quality Adjustments			\$ 43.61	Quality Adjustment
2	02/05	Transfer Facility - IMT	Guasare Coal Sales		11	7,481	2A	(k) Quality Adjustments			\$ 42.26	Quality Adjustment
3	03/05	Transfer Facility - IMT	Keystone Coal Company		6	1,788	2A	(k) Quality Adjustments			\$ 56.54	Quality Adjustment
4	03/05	Transfer Facility - IMT	Guasare Coal Sales		8	50,392	2A	(k) Quality Adjustments			\$ 42.77	Quality Adjustment
5	03/05	Transfer Facility - IMT	Central Coal Co.		3	6,976	2A	(k) Quality Adjustments			\$ 54.15	Quality Adjustment
6	02/05	Transfer Facility - IMT	Progress Fuels Corporation		4	5,664	2A	(k) Quality Adjustments			\$ 74.90	Quality Adjustment
7	02/05	Transfer Facility - IMT	Progress Fuels Corporation		5	1,752	2A	(k) Quality Adjustments			\$ 71.74	Quality Adjustment
8	02/05	Transfer Facility - IMT	Progress Fuels Corporation		8	22,955	2A	(k) Quality Adjustments			\$ 50.00	Quality Adjustment
9	02/05	Transfer Facility - IMT	Progress Fuels Corporation		9	7,840	2A	(k) Quality Adjustments			\$ 50.43	Quality Adjustment
10	01/05	Transfer Facility - IMT	Progress Fuels Corporation		6	11,576	2, 2A, 2B	(c) Mine Location	08,Wv,39	17, Co, 029		Mine location correction
11	01/05	Transfer Facility - IMT	Emerald International Corp		7	3,623	2, 2A, 2B	(c) Mine Location	10,IL,055	50,IM,999		Mine location correction
12	01/05	Transfer Facility - IMT	Emerald International Corp		7	3,623	2B	(d) Shipping Point	Maracaibo, VZ	Plaquemines, Parrish,		Shipping Point correction
13	02/05	Transfer Facility - IMT	Progress Fuels Corporation		6	12,050	2, 2A, 2B	(c) Mine Location	08,Wv,39	17, Co, 029		Mine location correction
14	02/05	Transfer Facility - IMT	Progress Fuels Corporation		7	12,192	2, 2A, 2B	(c) Mine Location	08,Wv,39	17, Co, 029		Mine location correction

MONTHLY REPORT OF COST AND QUALITY OF COAL FOR ELECTRIC PLANTS  
 REPORT OF ADJUSTMENTS TO PREVIOUS COAL DELIVERIES

1. Report for: Mo. April 2005

2. Reporting Company: Florida Power Corporation

3. Plant Name: Transfer Facility - IMT

4. Name, Title and Telephone Number of Contact  
 Person Concerning Data Submitted on this Form  
 Donna M. Davis, Director - Regulatory & Adm. Services  
 (727) 824-6627

5. Signature of Official Submitting Report

  
 Donna M. Davis, Director - Regulatory & Adm. Services

6. Date Completed: June 15, 2005

Line No.	Month Reported	Form Plant Name	Intended Generating Plant	Supplier	Original Line Number	Old Volume (tons)	Form No.	Column Title	Old Value	New Value	New F.O.B. Plant Price	Reason for Revision
(a)	(b)	(c)	(d)	(e)	(f)	(g)	(h)	(i)	(j)	(k)	(l)	(m)
15	01/05	Transfer Facility-IMT	Central Coal Co.		3	1,762	2 & 2A	(d) Purchase Type	STC	MTC		Purchase Type Correction
16	01/05	Transfer Facility-IMT	Progress Fuels Corporation		6	11,576	2 & 2A	(d) Purchase Type	STC	MTC		Purchase Type Correction
17	01/05	Transfer Facility-IMT	Guasare Coal Sales		7	47,561	2 & 2A	(d) Purchase Type	S	MTC		Purchase Type Correction
18	02/05	Transfer Facility-IMT	Central Coal Co.		1	14,866	2 & 2A	(d) Purchase Type	STC	MTC		Purchase Type Correction
19	02/05	Transfer Facility-IMT	Central Coal Co.		2	17,494	2 & 2A	(d) Purchase Type	STC	MTC		Purchase Type Correction
20	02/05	Transfer Facility-IMT	Progress Fuels Corporation		4	5,664	2 & 2A	(d) Purchase Type	STC	MTC		Purchase Type Correction
21	02/05	Transfer Facility-IMT	Progress Fuels Corporation		5	1,752	2 & 2A	(d) Purchase Type	STC	MTC		Purchase Type Correction
22	02/05	Transfer Facility-IMT	Progress Fuels Corporation		6	12,050	2 & 2A	(d) Purchase Type	STC	MTC		Purchase Type Correction
23	02/05	Transfer Facility-IMT	Progress Fuels Corporation		7	12,192	2 & 2A	(d) Purchase Type	STC	MTC		Purchase Type Correction
24	02/05	Transfer Facility-IMT	Progress Fuels Corporation		9	7,840	2 & 2A	(d) Purchase Type	STC	S		Purchase Type Correction
25	02/05	Transfer Facility-IMT	Guasare Coal Sales		10	93,837	2 & 2A	(d) Purchase Type	S	MTC		Purchase Type Correction
26	02/05	Transfer Facility-IMT	Guasare Coal Sales		11	7,481	2 & 2A	(d) Purchase Type	S	MTC		Purchase Type Correction
27	03/05	Transfer Facility-IMT	Central Coal Co.		1	11,243	2 & 2A	(d) Purchase Type	STC	MTC		Purchase Type Correction
28	03/05	Transfer Facility-IMT	Central Coal Co.		2	14,592	2 & 2A	(d) Purchase Type	STC	MTC		Purchase Type Correction
29	03/05	Transfer Facility-IMT	Progress Fuels Corporation		4	27,458	2 & 2A	(d) Purchase Type	STC	MTC		Purchase Type Correction
30	03/05	Transfer Facility-IMT	Progress Fuels Corporation		5	16,026	2 & 2A	(d) Purchase Type	STC	MTC		Purchase Type Correction
31	03/05	Transfer Facility-IMT	Coal Marketing Corporation		7	79,252	2 & 2A	(d) Purchase Type	S	MTC		Purchase Type Correction
32	03/05	Transfer Facility-IMT	Guasare Coal Sales		8	50,392	2 & 2A	(d) Purchase Type	S	MTC		Purchase Type Correction

MONTHLY REPORT OF COST AND QUALITY OF COAL FOR ELECTRIC PLANTS  
 REPORT OF ADJUSTMENTS TO PREVIOUS COAL DELIVERIES

1. Report for: Mo. April 2005

2. Reporting Company: Florida Power Corporation

3. Plant Name: Crystal River 1 & 2

4. Name, Title and Telephone Number of Contact  
 Person Concerning Data Submitted on this Form  
 Donna M. Davis, Director - Regulatory & Adm. Services  
 (727) 824-6627

5. Signature of Official Submitting Report

  
 Donna M. Davis, Director - Regulatory & Adm. Services

6. Date Completed: June 15, 2005

Line No.	Month Reported	Form Plant Name	Intended Generating Plant	Supplier	Original Line Number	Old Volume (tons)	Form No.	Column Title	Old Value	New Value	New F.O.B. Plant Price	Reason for Revision
(a)	(b)	(c)	(d)	(e)	(f)	(g)	(h)	(i)	(j)	(k)	(l)	(m)
1	02/05	CR1&2	CR1&2	Consolidated Coal Sales	1	50,213	2A	(k) Quality Adjustments			\$ 56.47	Quality Adjustment
2	02/05	CR1&2	CR1&2	Consolidated Coal Sales	2	9,388	2A	(k) Quality Adjustments			\$ 56.47	Quality Adjustment
3	03/05	CR1&2	CR1&2	Sequoia Energy, LLC	2	10,437	2A	(k) Quality Adjustments			\$ 68.42	Quality Adjustment
4	03/05	CR1&2	CR1&2	Progress Fuels Corporation	4	19,662	2A	(k) Quality Adjustments			\$ 88.23	Quality Adjustment
5	01/05	CR1&2	CR1&2	B & W Resources, Inc.	7	9,050	2 & 2A	(d) Purchase Type	STC	MTC		Purchase Type correction
6	01/05	CR1&2	CR1&2	Sequoia Energy, LLC	8	9,432	2 & 2A	(d) Purchase Type	STC	MTC		Purchase Type correction
7	01/05	CR1&2	CR1&2	Massey Coal Sales Company, Inc	4	9,554	2B	(d) Shipping Point	Pike, Ky	Raleigh, Wv		Shipping Point correction
8	01/05	CR1&2	CR1&2	B & W Resources, Inc.	7	9,050	2B	(d) Shipping Point	Perry, Ky	Clay, Ky		Shipping Point correction
9	01/05	CR1&2	CR1&2	Sequoia Energy, LLC	8	9,432	2B	(d) Shipping Point	Perry, Ky	Harlon, Ky		Shipping Point correction
10	02/05	CR1&2	CR1&2	B & W Resources, Inc.	5	8,881	2 & 2A	(d) Purchase Type	STC	MTC		Purchase Type correction
11	03/05	CR1&2	CR1&2	Sequoia Energy, LLC	2	10,437	2 & 2A	(d) Purchase Type	STC	MTC		Purchase Type correction
12	03/05	CR1&2	CR1&2	B & W Resources	5	10,481	2 & 2A	(d) Purchase Type	STC	MTC		Purchase Type correction

**MONTHLY REPORT OF COST AND QUALITY OF COAL FOR ELECTRIC PLANTS  
REPORT OF ADJUSTMENTS TO PREVIOUS COAL DELIVERIES**

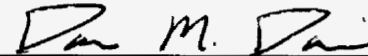
1. Report for: Mo. April 2005

2. Reporting Company: Florida Power Corporation

3. Plant Name: Crystal River 4 & 5

4. Name, Title and Telephone Number of Contact  
Person Concerning Data Submitted on this Form  
Donna M. Davis, Director - Regulatory & Adm. Services  
(727) 824-6627

5. Signature of Official Submitting Report



Donna M. Davis, Director - Regulatory & Adm. Services

6. Date Completed: June 15, 2005

Line No.	Month Reported	Form Plant Name	Intended Generating Plant	Supplier	Original Line Number	Old Volume (tons)	Form No.	Column Title	Old Value	New Value	New F.O.B. Plant Price	Reason for Revision
(a)	(b)	(c)	(d)	(e)	(f)	(g)	(h)	(i)	(j)	(k)	(l)	(m)
1	02/05	CR4&5	CR4&5	Alliance Coal Sales Corp	4	1,952	2A	(k) Quality Adjustments			\$ 57.74	Quality Adjustment
2	02/05	CR4&5	CR4&5	Alliance Coal Sales Corp	5	7,629	2A	(k) Quality Adjustments			\$ 58.02	Quality Adjustment
3	02/05	CR4&5	CR4&5	Progress Fuels Corporation	3	39,572	2A	(k) Quality Adjustments			\$ 57.27	Quality Adjustment
4	03/05	CR4&5	CR4&5	Progress Fuels Corporation	3	19,284	2A	(k) Quality Adjustments			\$ 73.39	Quality Adjustment
5	01/05	CR4&5	CR4&5	Progress Fuels Corporation	3	18,948	2 & 2A	(d) Purchase Type	STC	MTC		Purchase Type correction
6	01/05	CR4&5	CR4&5	Progress Fuels Corporation	3	18,948	2B	(d) Shipping Point	Pike, Ky	Knott, Ky		Shipping point correction
7	02/05	CR4&5	CR4&5	Progress Fuels Corporation	3	39,572	2 & 2A	(d) Purchase Type	STC	MTC		Purchase Type correction
8	02/05	CR4&5	CR4&5	Alliance Coal Sales Corp	4	1,952	2B	(d) Shipping Point	Boone, Wv	Pike, Ky		Shipping point correction
9	02/05	CR4&5	CR4&5	Alliance Coal Sales Corp	5	7,629	2B	(d) Shipping Point	Boone, Wv	Pike, Ky		Shipping point correction
10	03/05	CR4&5	CR4&5	Progress Fuels Corporation	3	19,284	2 & 2A	(d) Purchase Type	STC	MTC		Purchase Type correction