

050000  
**REDACTED**

**2005 Competitive Local Exchange Carrier (CLEC) Data Request**  
(Due by July 15, 2005)

Legal Company Name: Comm South Companies, Inc.

D/B/A: \_\_\_\_\_

FPSC Company Code (e.g., TX000) TX531

Contact name & title: Cathy Roberts, Compliance Reporting Specialist

Telephone number: 407-740-8575

E-mail address: croberts@tminc.com

Stock Symbol (if company is publicly traded): \_\_\_\_\_

**Services Provided in Florida**

1. Do you provide local telephone service in Florida? Circle your response:  Yes No
  
2. Please indicate which of the following services your company provides. Select all that apply.
 

<input checked="" type="checkbox"/> Local telephone service	<input type="checkbox"/> Paging service
<input type="checkbox"/> Private line/special access	<input checked="" type="checkbox"/> Prepaid service
<input type="checkbox"/> Wholesale loops	<input type="checkbox"/> VoIP
<input type="checkbox"/> Wholesale transport	<input type="checkbox"/> Cable television
<input checked="" type="checkbox"/> Interexchange service	<input type="checkbox"/> Satellite television
<input type="checkbox"/> Cellular/wireless service	<input type="checkbox"/> Broadband Internet access
  
3. If your company provides **prepaid** local telephone service, is this the only service you currently provide in Florida? Circle your response:  Yes No NA (not applicable)

**Bundled Services**

4. Please complete the following table. For each residential and business package of bundled services you sell, list its name (e.g., Sprint Solutions), mark the included services, and enter the price and take rate. The take rate is calculated by dividing the number of customers that have subscribed to the corresponding package by the number of customers that can obtain that package from your company. Examples have been shaded.

Residential	Name of Package	Local	Long Distance	Broadband	Wireless	Video Service	Price	Take Rate
	Resphone	✓	✓			✓	\$69.99	35%
	Basic UE	✓					\$29.99	
	Basic TSR	✓					\$39.99	
	Value UNE	✓					\$39.99	
	Premium UNE	✓	✓				\$49.99	



- Power Backup (If so, identify time duration below, e.g., 4 hours, 8 hours).
- Time duration of power backup (in hours).
- Directory Assistance.
- Operator Services.
- Equal Access to long distance providers.
- Local Number Portability.
- Local Calling.
- Long Distance Calling.
- International Calling.
- Contribute to Universal Service Fund.
- Require VoIP subscriber to also purchase Broadband service.
- Offered as primary line service.
- Offered as secondary line service only.
- Interconnected with PSTN.
- Peer-to-Peer only (no interconnection with PSTN).
- Use of public Internet.
- Use of private IP network.
- Call uptime 99.999%.
- Use of numbers from the North American Numbering Plan Administrator.

- f. If you are not offering or providing VoIP service to end-user customers in Florida, do you anticipate doing so? If yes, identify rollout month/year.

### **Broadband Internet Access**

6. Information provided in your response to this question will be reported on an aggregate, statewide basis, not on a company-specific basis.

- a. Please provide the percentage of residential households to which your broadband service is available in your service area. **Not offering Broadband service**
- b. Provide the total number of **residential** lines and wireless channels over which you or an affiliate are providing broadband service in your service area.
- c. Provide the total number of **business** lines and wireless channels over which you or an affiliate are providing broadband service in your service area.
- d. What type(s) of broadband connection(s) do you provide?
  - xDSL
  - cable modem
  - satellite
  - fixed wireless
  - mobile wireless
  - Broadband over power line
  - Other (Specify)







- c. Please fill out the following table providing the downstream and upstream data transfer rates and the monthly price for each tier of broadband service you offer.

**Data Transfer Rate – Broadband Service**

Residential	Downstream	Upstream	\$ Price/month
Business	Downstream	Upstream	\$ Price/month

**FCC’s Triennial Review Remand Order**

7. The following questions relate to the FCC’s Triennial Review Remand Order (TRRO), released on February 4, 2005.

- a. Has your business plan in Florida changed as a result of the TRRO?   
  
 If so, how?
- b. If you are primarily a UNE-P provider do you expect to migrate to UNE-L, negotiate commercial agreements (to provide loop, switching, and transport), or change the focus of your business?   

- c. Have you executed any commercially negotiated agreements with any carriers? If so, please identify the carriers. 
- d. Is there any other information (or comments) that you wish to provide?

**Mergers**

8. Several mergers have been announced in the past year, e.g., Sprint-Nextel, SBC-AT&T, and Verizon-MCI.

- a. Do you anticipate more mergers? **No.** Why or why not? **Comm South Companies is currently in Chapter 11 bankruptcy and as of 6/30/05 a trustee has been appointed.**
- b. What effects do you believe these mergers (if approved) will have on local competition in Florida?
- c. Has your local competition strategy changed as a result of the merger announcements? If so, please explain how.
- d. How will these mergers (if approved) affect your local competition strategy in Florida?

**Miscellaneous**

9. In 2004, how much money did you invest in your network directly serving Florida's local service customers? **None**

10. Are you currently operating under Chapter 7 or Chapter 11 protection? **Comm South Companies is currently operating under Chapter 11 bankruptcy protection.**

11. If you filed Form 477 with the FCC to include data as of December 31, 2004, please provide us with a copy. This form only applies to CLECs with a minimum of 10,000 access lines in Florida. **Not Applicable**

**Comments**

12. Have you experienced any significant barriers in entering Florida's local exchange markets? Please list and describe any major obstacles or barriers encountered that you believe may be impeding the growth of local competition in the state, along with any suggestions as to how to remove such obstacles. **No**

13. Please provide any additional general comments or information you believe will assist staff in evaluating and reporting on the development of local exchange competition in Florida.

  
\_\_\_\_\_  
Authorized Signature  
Sheri Pringle, Director - Regulatory Affairs

July 1, 2005  
\_\_\_\_\_  
Date

# 2005 CLEC Tables

Please note that there are multiple tables in this workbook. Each table is on its own labeled tab below. Each table also has a sample table to illustrate the format in which the data should be provided.

The FPSC is asking for data on an Exchange level basis. Please see note in Table 1 for instructions on how to download this information from the NANPA website. The NANPA information in an Excel spreadsheet. To obtain the Exchange information from the NANPA spreadsheet, create a new Exchange column and use the Vlookup formula in Excel to match the NPA-NXX from your information to the NANPA information and return the exchange found in the Rate Center column. See Example Below. Click on the cell in the new exchange column to see the actual formula. For help with this formula see the note below.

## NANPA Information

NPA-NXX	Use	OCN	Company	RateCenter	Switch	Initial/Growth	AssignDate	EffectiveDate
239-202	AS	5750	HOSTING-NETWORK, INC.	NCAPECORAL	FTMYFL50DS0		10/4/2001	
239-203	AS	5750	HOSTING-NETWORK, INC.	NAPLES	FTMYFL50DS0		10/4/2001	

## Your Information

Exchange (New Column)	NPA-NXX
NCAPECORAL	239-202
NAPLES	239-203

Please note that the NPA-NXX in your information must match the exact format used in the NANPA information (NPA-NXX) for the formula to return a value. If it does not, there are formulas in Excel (right, left, mid, concatenate) that can be used to reformat your data. This does not need to be a manual process. If you are using Access to manipulate your data, NANPA's spreadsheet can be imported into Access. Once the table is imported into your database, create a make table query that joins the NPA-NXX field from the NANPA information with the NPA-NXX field in your information. Pull down the Rate Center field from the NANPA table and the corresponding fields in your table to create a new table with the Exchange in place of the NPA-NXX. Please note that both NPA-NXX fields must be in the same format. You can manipulate your data or the NANPA data in Access to achieve this result. If you have any questions or problems, please contact Tabitha Hunter at (850) 413-6920 or at [thunter@psc.state.fl.us](mailto:thunter@psc.state.fl.us).

## Help using the Vlookup formula

Searches for a value in the leftmost column of a table, and then returns a value in the same row from a column you specify in the table.

The V in VLOOKUP stands for "Vertical."

## Syntax

**VLOOKUP(lookup\_value,table\_array,col\_index\_num,range\_lookup)**

Lookup\_value is the value to be found in the first column of the array. Lookup\_value can be a value, a reference, or a text string.

\* The Lookup\_value in the above example is the NPA-NXX off of the CLEC information.

Table\_array is the table of information in which data is looked up. Use a reference to a range or a range name, such as Database or List.

\* The Table\_array in the above example is the entire table of NANPA information. Please note that the array location will change when the formula is copied and pasted if you do not hard code with "\$" (i.e., \$A\$11:\$I\$12). The "\$" symbol tells Excel not to change the location of the referenced cells.

If range\_lookup is TRUE, the values in the first column of table\_array must be placed in ascending order: ..., -2, -1, 0, 1, 2, ..., A-Z, FALSE, TRUE; otherwise VLOOKUP may not give the correct value. If range\_lookup is FALSE, table\_array does not need to be sorted.

You can put the values in ascending order by choosing the Sort command from the Data menu and selecting Ascending.

The values in the first column of table\_array can be text, numbers, or logical values.

Uppercase and lowercase text are equivalent.

Col\_index\_num is the column number in table\_array from which the matching value must be returned. A col\_index\_num of 1 returns the value in the first column in table\_array; a col\_index\_num of 2 returns the value in the second column in table\_array, and so on. If col\_index\_num is less than 1, VLOOKUP returns the #VALUE! error value; if col\_index\_num is greater than the number of columns in table\_array, VLOOKUP returns the #REF! error value.

\* The Col\_index\_num in the above example is 5 because the exchange information is located in the 5th column of the NANPA table.

Range\_lookup is a logical value that specifies whether you want VLOOKUP to find an exact match or an approximate match. If TRUE or omitted, an approximate match is returned. In other words, if an exact match is not found, the next largest value that is less than lookup\_value is returned. If FALSE, VLOOKUP will find an exact match. If one is not found, the error value #N/A is returned.

\* The Range\_lookup in the above example is false because we only want to find exact matches. If we used true, the results may be inaccurate.

## Remarks

If VLOOKUP can't find lookup\_value, and range\_lookup is TRUE, it uses the largest value that is less than or equal to lookup\_value.

If lookup\_value is smaller than the smallest value in the first column of table\_array, VLOOKUP returns the #N/A error value.

If VLOOKUP can't find lookup\_value, and range\_lookup is FALSE, VLOOKUP returns the #N/A value.

FLORIDA PUBLIC SERVICE COMMISSION

2005 CLEC Data Request TABLE-1

(Data as of May 31, 2005)

Company Name:

Comm South Companies, Inc.\*\*

Company Code\*:

TX531

\* Your CLEC Company code is shown on the label affixed to the envelope in which this was mailed and on the cover letter.

\*\*These tables are not applicable to CommSouth Companies, Inc. since all lines are UNE-P or Resold.

CLEC TABLE-1: ACCESS LINES (VGE Basis)

**DO NOT INCLUDE UNE-P, RESOLD LINES (INCLUDING THOSE SOLD UNDER COMMERCIAL AGREEMENTS), OR PRIVATE LINES IN THIS TABLE**

1	2	3	4	5
Exchange	Res or Bus	Method of Service	Commercial, Non-Commercial or N/A	Total VGE Lines
Grand Total				

NOTES/INSTRUCTIONS FOR COMPLETING TABLE-1:

A. The purpose of this table is to obtain CLEC (including affiliate) retail access lines on a VGE basis, exclusive of UNE-P and resale (whether leased under an Interconnection Agreement or a Commercial Agreement).

B. An access line connects the end-user's customer premises equipment (CPE) to the serving switch and allows the end-user to originate and/or terminate local telephone calls on the public switched telephone network (PSTN). **Do NOT include UNE-P or Resold access lines (including those leased under a Commercial Agreement). Do include UNE-L and EELs obtained from ILECs even if leased under a Commercial Agreement.**— The access line counts in Table-1 above must be based on all of your different types of access lines such as copper, fiber, hybrid fiber/copper, coaxial cable, hybrid fiber/coaxial cable, fixed-wireless (free-space optics, microwave or satellite, etc.).

C. Each field must be populated. Do not use quotation marks.

D. Residential and business VGE access line counts may be obtained by querying your billing database, provisioning database, etc. Exchange information is available at NANPA's website at <http://www.nanpa.com>. Click on "Reports", "Central Office Codes Reports", "Central Office Code Assignment Records", scroll down to "CO Code (Prefix) Status-Excel Spreadsheet Files," click on the link for the Eastern region and open file "EstCodes.zip", click on "FL" tab, then save it to a table in a database and run a query to capture all of your residential and business access line NPA-NXXs to identify their respective exchanges (shown in the "Rate Center" column of the NANPA's website).

TABLE COLUMN INSTRUCTIONS:

Column 1. List exchanges in alphabetical order.

Column 2. Enter the abbreviation Res for Residential lines or Bus for Business lines. **Each type must be entered in separate rows.**

Column 3. Enter Method of Service as either SP (Self-Provisioned lines), NIL (lines obtained from non-ILECs), UNE-L, EEL (Include only Loop and not transport piece), or Other. **Each method must be entered in separate rows.**

Column 4. Enter either Commercial or Non-Commercial depending on how lines are being leased from the ILEC or N/A if no agreement applies.

Column 5. Enter line count as voice-grade equivalents (VGEs). Report VGE Access Lines based on how you bill the customer. If you bill a customer for 1 DS1, the access line count would be 24 even if the customer is not utilizing all 24 channels. If you bill a customer for 10 channels in a DS1, then the line count would be 10. Report 2 VGEs for each ISDN-BRI and 23 VGEs for each ISDN-PRI. Lines must be entered without duplication, e.g., Enhanced Extended Link (EEL) loops must not be included in UNE-L counts and vice versa. **Each line count must be entered in separate rows.**

**FLORIDA PUBLIC SERVICE COMMISSION**

**2005 CLEC Data Request TABLE-2**

(Data as of May 31, 2005)

Company Name: Comm South Companies, Inc.

Company Code\*: TX531

\* Your CLEC Company code is shown on the label affixed to the envelope in which this was mailed and on the cover letter.

**CLEC TABLE-2: ACCESS LINE COUNTS (not VGEs)**

**DO NOT INCLUDE UNE-P, RESOLD LINES (INCLUDING THOSE SOLD UNDER COMMERCIAL AGREEMENTS), OR PRIVATE LINES IN THIS TABLE.**

1	2	3	4	5
Exchange	Res or Bus	Line Type	Commercial, Non-Commercial or N/A	Total Lines

**NOTES/INSTRUCTIONS FOR COMPLETING TABLE-2:**

- A. The purpose of this table is to obtain a breakdown of access lines (reported in Table-1) by line type and actual line counts, not VGEs.
- B. Each field must be populated. All entries must be made without quotation marks.

**TABLE COLUMN INSTRUCTIONS:**

Column 1. List exchanges in alphabetical order.

Column 2. Enter the abbreviation Res for Residential lines or Bus for Business lines. **Each type must be entered in separate rows.**

Column 3. For each line connected to the customer premises, enter Line Type as Analog, ISDN-BRI, ISDN-PRI, DS1, DS3, OC1, OC3, OCn (Identify value of n), xDSL (Identify x), etc. Include only those high speed lines that also provide voice. **Each type must be entered in separate rows.**

Column 4. Enter either Commercial or Non-Commercial depending on how lines are being leased from the ILEC or N/A if no agreement applies.

Column 5. Enter actual line count total, not VGEs, in the Total Lines column. EXAMPLE: Enter 1 for 1 Analog loop, 2 for 2 ISDN-PRI loops, etc. **Each actual line count total must be entered in separate rows.**



FLORIDA PUBLIC SERVICE COMMISSION

2005 CLEC Data Request TABLE-3

(Data as of May 31, 2005)

Company Name:

Company Code\*:

\* Your CLEC Company code is shown on the label affixed to the envelope in which this was mailed and on the cover letter.

**CLEC TABLE-3: CLEC SWITCH DEPLOYMENT DATA**

1	2	3	4
Exchange where Switch is Located	Packet or Circuit	# of Switches in Exchange	If Leased, name of company providing switching service
Grand Total			

**NOTES/INSTRUCTIONS FOR COMPLETING TABLE-3:**

A. The purpose of this table is to obtain information about switches that are connected to access lines reported in Table-1. Please provide the requested information even if serving switch is located outside of Florida.

**TABLE COLUMN INSTRUCTIONS:**

Column 1. List exchanges in alphabetical order.

Column 2. Enter Circuit or Packet to describe the type of switches located in the exchange.

Column 3. Enter the number of Circuit or Packet switches located in the exchange.

Column 4. If the switch is leased from another company, provide company name. If owned, please leave blank.