

ORIGINAL



R. Wade Litchfield  
Senior Attorney  
Florida Authorized House Counsel  
Florida Power & Light Company  
700 Universe Boulevard  
Juno Beach, FL 33408-0420  
(561) 691-7135 (Facsimile)

August 11, 2005

Writer's Direct Dial:  
(561) 691-7101

**VIA HAND DELIVERY**

Ms. Blanca S. Bayó, Director  
Division of the Commission Clerk and  
Administrative Services  
Florida Public Service Commission  
Betty Easley Conference Center, Room 110  
2540 Shumard Oak Boulevard  
Tallahassee, Florida 32399-0850

RECEIVED FPSC  
AUG 11 PM 2:17  
COMMISSION  
CLERK

**Re: Docket No. 050001-EI – Monthly Fuel Filings**

Dear Ms. Bayó:

Enclosed herewith for filing are the original and five (5) copies of the following monthly fuel reports for FPL:

- (a) FPSC Forms 423-1, 423-1(a), and 423-1(b) for Florida Power & Light Company for the month of May 2005;
- (b) FPSC Forms 423-2, 423-2(a), and 423-2(b) for St. Johns River Power Park (SJRPP) for the month of May 2005; and
- (c) FPSC Forms 423-2, 423-2(a), and 423-2(b) for Plant Scherer for the month of April 2005.

FPL's Request for Confidential Classification of the information removed from FPL FPSC Form 423 1(a) and SJRPP FPSC Forms 423-2, 423-2(a), and 423-2(b) is being filed under separate cover. Should you have any questions regarding this filing, please contact me at (561) 691-7101.

Thank you for your attention to this matter, I remain,

RECEIVED & FILED

Sincerely,

*Dem*  
FPSC-BUREAU OF RECORDS

*R. Wade Litchfield*  
R. Wade Litchfield

RWL/ec  
Enclosures  
cc: Service List

- CMP \_\_\_\_\_
- COM 5
- CTR \_\_\_\_\_
- ECR \_\_\_\_\_
- GCL \_\_\_\_\_
- OPC \_\_\_\_\_
- RCA \_\_\_\_\_
- SCR \_\_\_\_\_
- SGA \_\_\_\_\_
- SEC 1
- OTH \_\_\_\_\_

Doc/423 Fuel Filing/May 2005

DOCUMENT NUMBER-DATE

07816 AUG 11 05

MONTHLY REPORT OF COST AND QUALITY OF FUEL OIL FOR ELECTRIC PLANTS  
ORIGIN, VOLUME, DELIVERED PRICE AND AS RECEIVED QUANTITY

1. REPORTING MONTH: MAY YEAR: 2005

2. REPORTING COMPANY: FLORIDA POWER &amp; LIGHT COMPANY

3. NAME, TITLE TELEPHONE NUMBER OF CONTACT PERSON CONCERNING DATA  
SUBMITTED ON THIS FORM: KORY DUBIN, REGULATORY AFFAIRS, (305) 552-4910.4. SIGNATURE OF OFFICIAL SUBMITTING REPORT: 


5. DATE COMPLETED: 07/26/2005

LINE NO	PLANT	SUPPLIER	SHIPPING POINT	PURCHASE TYPE	DELIVERY LOCATION	DELIVERY DATE	TYPE OIL	SULFUR (%)	BTU CONTENT (BTU / GAL)	VOLUME (BBL)	PRICE (\$/BBL)
1	MANATEE	SHELL	BAHAMAS	MTC	PORT MANATEE	05/10/2005	F06	1.00	151810	129239	38.8500
2	MANATEE	SHELL	RIVER	MTC	PORT MANATEE	05/20/2005	F06	0.92	152857	169837	38.8500
3	RIVIERA	SHELL	BAHAMAS	MTC	RIVIERA	05/05/2005	F06	1.00	151929	129479	38.8500
4	CAPE CANAVERAL	SHELL	BAHAMAS	MTC	PORT CANAVERAL	05/31/2005	F06	0.99	152881	172140	38.9500
5	MARTIN	CONOCO	RIVER	S	PALM BEACH	05/09/2005	F06	0.96	154119	138293	39.3500
6	MARTIN	CONOCO	RIVER	S	PALM BEACH	05/20/2005	F06	0.93	153619	137414	39.3500
7	PT. EVERGLADES	CONOCO	BAHAMAS	S	PORT EVERGLADES	05/18/2005	F06	0.92	150857	260881	38.9100
8	PT. EVERGLADES	CONOCO	RIVER	S	PORT EVERGLADES	05/19/2005	F06	1.00	154452	78841	38.0100
9	MARTIN	GLENCORE	RIVER	S	PALM BEACH	05/03/2005	F06	0.99	153286	141176	41.2500
10	CAPE CANAVERAL	SEMPRA	BAHAMAS	S	PORT CANAVERAL	05/06/2005	F06	0.98	150524	93466	40.5000
11	PT. EVERGLADES	SEMPRA	BAHAMAS	S	PORT EVERGLADES	05/30/2005	F06	1.00	151381	76624	39.3700
12	SANFORD	SEMPRA	BAHAMAS	S	JACKSONVILLE	05/04/2005	F06	1.00	151310	49984	40.5000
13	TURKEY POINT	SEMPRA	RIVER	S	FISHER ISLAND	05/18/2005	F06	0.97	153095	147789	39.3700
14	TURKEY POINT	SEMPRA	RIVER	S	FISHER ISLAND	05/27/2005	F06	1.00	154310	148360	39.3700
15	CAPE CANAVERAL	SHELL	BAHAMAS	S	PORT CANAVERAL	05/23/2005	F06	1.00	151762	130094	38.9500
16	MARTIN	SHELL	BAHAMAS	S	PALM BEACH	05/02/2005	F06	1.00	152286	129384	39.1500
17	MANATEE	SHELL	RIVER	S	PORT MANATEE	05/11/2005	F06	1.00	154048	169163	38.8500
18	RIVIERA	SHELL	BAHAMAS	S	RIVIERA	05/26/2005	F06	0.98	151786	130019	38.8500
19	MANATEE	VITOL	BORCO, BAHAMAS	S	PORT MANATEE	05/23/2005	F06	0.95	151143	320230	40.6600
20	MARTIN	PORT	NA-TRUCK DELIVERY			05/07/2005	F03	N/A	N/A	1063	69.4200
21	MARTIN	PORT	NA-TRUCK DELIVERY			05/31/2005	F03	N/A	N/A	16328	69.4200
22	FT. MYERS	ROYAL	NA-TRUCK DELIVERY			05/31/2005	F03	N/A	N/A	9234	70.1400
23	PT. EVERGLADES	AMERIGAS	NA-TRUCK DELIVERY	STC		05/06/2005	PRO	N/A	N/A	7	58.9900
24	PT. EVERGLADES	AMERIGAS	NA-TRUCK DELIVERY	STC		05/20/2005	PRO	N/A	N/A	7	58.9900
25	TURKEY POINT	AMERIGAS	NA-TRUCK DELIVERY	STC		05/07/2005	PRO	N/A	N/A	8	80.2200
26	TURKEY POINT	AMERIGAS	NA-TRUCK DELIVERY	STC		05/28/2005	PRO	N/A	N/A	6	80.2200
27	RIVIERA	FERRELL	NA-TRUCK DELIVERY	STC		05/02/2005	PRO	N/A	N/A	6	60.8600

MONTHLY REPORT OF COST AND QUALITY OF FUEL OIL FOR ELECTRIC PLANTS  
ORIGIN, VOLUME, DELIVERED PRICE AND AS RECEIVED QUANTITY

1. REPORTING MONTH: MAY YEAR: 2005

2. REPORTING COMPANY: FLORIDA POWER &amp; LIGHT COMPANY

3. NAME, TITLE ,TELEPHONE NUMBER OF CONTACT PERSON CONCERNING DATA  
SUBMITTED ON THIS FORM: KORY DUBIN, REGULATORY AFFAIRS, (305) 552-4910.4. SIGNATURE OF OFFICIAL SUBMITTING REPORT: 

5. DATE COMPLETED: 07/26/2005

LINE NO	PLANT	SUPPLIER	SHIPPING POINT	PURCHASE TYPE	DELIVERY LOCATION	DELIVERY DATE	TYPE OIL	SULFUR (%)	BTU CONTENT (BTU / GAL)	VOLUME (BBLs)	PRICE (\$/BBL)
28	RIVIERA	FERRELL	NA-TRUCK DELIVERY	STC		05/05/2005	PRO	N/A	N/A	5	59.4300
29	RIVIERA	FERRELL	NA-TRUCK DELIVERY	STC		05/09/2005	PRO	N/A	N/A	2	59.9700
30	RIVIERA	FERRELL	NA-TRUCK DELIVERY	STC		05/12/2005	PRO	N/A	N/A	2	58.6500
31	RIVIERA	FERRELL	NA-TRUCK DELIVERY	STC		05/16/2005	PRO	N/A	N/A	4	58.5000
32	RIVIERA	FERRELL	NA-TRUCK DELIVERY	STC		05/22/2005	PRO	N/A	N/A	4	58.1300
33	RIVIERA	FERRELL	NA-TRUCK DELIVERY	STC		05/26/2005	PRO	N/A	N/A	4	58.1300
34	MARTIN	INDIANTOWN	NA-TRUCK DELIVERY	STC		05/16/2005	PRO	N/A	N/A	13	52.5000
35	MANATEE	SUBURBAN	NA-TRUCK DELIVERY	STC		05/10/2005	PRO	N/A	N/A	6	59.3000


MONTHLY REPORT OF COST AND QUALITY OF FUEL OIL FOR ELECTRIC PLANTS  
 DETAIL OF INVOICE AND TRANSPORTATION CHARGES

FPSC FORM NO. 423-1 (a)

1. REPORTING MONTH: MAY YEAR: 2005

2. REPORTING COMPANY: FLORIDA POWER LIGHT COMPANY

3. NAME, TITLE TELEPHONE NUMBER OF CONTACT PERSON CONCERNING DATA  
 SUBMITTED ON THIS FORM: KORY DUBIN, REGULATORY AFFAIRS, (305) 552-4910.

4. SIGNATURE OF OFFICIAL SUBMITTING REPORT: 

5. DATE COMPLETED: 07/26/2005

**EDITED COPY**

(A)	(B)	(C)	(D)	(E)	(F)	(G)	(H)	(I)	(J)	(K)	(L)	(M)	(N)	(O)	(P)	(Q)	(R)
LINE NO.	PLANT	SUPPLIER	DELIVERY LOCATION	DELIVERY DATE	TYPE OIL	VOLUME (BBL)	INVOICE PRICE (\$/BBL)	INVOICE AMOUNT (\$)	DISCOUNT (\$)	NET AMOUNT (\$)	NET PRICE (\$/BBL)	QUALITY ADJUST. (\$/BBL)	EFFECTIVE PUR PRICE (\$/BBL)	TRANSP TO TERM (\$/BBL)	ADDITIONAL TRANS CHGS (\$/BBL)	OTHER CHGS (\$/BBL)	DELIVERED PRICE (\$/BBL)
1	PMT	SHELL	PORT MANATEE	05/10/2005	F06	129239								0.0000			39.0857
2	PMT	SHELL	PORT MANATEE	05/20/2005	F06	169837								0.0000			39.0857
3	PRV	SHELL	RIVIERA	05/05/2005	F06	129479								0.0000			39.0420
4	PCC	SHELL	PORT CANAVERAL	05/31/2005	F06	172140								0.0000			39.5065
5	PMR	CONOCO	PALM BEACH	05/09/2005	F06	138293								0.0000			39.7879
6	PMR	CONOCO	PALM BEACH	05/20/2005	F06	137414								0.0000			39.7879
7	PPE	CONOCO	PORT EVERGLADES	05/18/2005	F06	260881								0.0000			39.1542
8	PPE	CONOCO	PORT EVERGLADES	05/19/2005	F06	78841								0.0000			38.2542
9	PMR	GLENCORE	PALM BEACH	05/03/2005	F06	141176								0.0000			41.6879
10	PCC	SEMPRA	PORT CANAVERAL	05/06/2005	F06	93466								0.0000			41.0565
11	PPE	SEMPRA	PORT EVERGLADES	05/30/2005	F06	76624								0.0000			39.6142
12	PSN	SEMPRA	JACKSONVILLE	05/04/2005	F06	49984								0.0000			41.7671
13	PTF	SEMPRA	FISHER ISLAND	05/18/2005	F06	147789								0.0000			40.1529
14	PTF	SEMPRA	FISHER ISLAND	05/27/2005	F06	148360								0.0000			40.1529
15	PCC	SHELL	PORT CANAVERAL	05/23/2005	F06	130094								0.0000			39.5065
16	PMR	SHELL	PALM BEACH	05/02/2005	F06	129384								0.0000			39.5879
17	PMT	SHELL	PORT MANATEE	05/11/2005	F06	169163								0.0000			39.0857
18	PRV	SHELL	RIVIERA	05/26/2005	F06	130019								0.0000			39.0420
19	PMT	VITOL	PORT MANATEE	05/23/2005	F06	320230								0.0000			40.8957
20	PMR	PORT		05/07/2005	F03	1063								0.0000			69.4200
21	PMR	PORT		05/18/2005	F03	13862								0.0000			69.4200
22	PMR	PORT		05/31/2005	F03	2466								0.0000			69.4200
23	PFM	ROYAL		05/27/2005	F03	7424								0.0000			70.1400
24	PFM	ROYAL		05/31/2005	F03	1810								0.0000			70.1400
25	PPE	AMERIGAS		05/06/2005	PRO	7	58.9900	413	0	413	58.9900	0.0000	58.9900	0.0000	0.0000	0.0000	58.9900
26	PPE	AMERIGAS		05/20/2005	PRO	7	58.9900	413	0	413	58.9900	0.0000	58.9900	0.0000	0.0000	0.0000	58.9900


MONTHLY REPORT OF COST AND QUALITY OF FUEL OIL FOR ELECTRIC PLANTS  
 DETAIL OF INVOICE AND TRANSPORTATION CHARGES

FPSC FORM NO. 423-1 (a)

1. REPORTING MONTH: MAY YEAR: 2005

2. REPORTING COMPANY: FLORIDA POWER LIGHT COMPANY

3. NAME, TITLE TELEPHONE NUMBER OF CONTACT PERSON CONCERNING DATA  
 SUBMITTED ON THIS FORM: KORY DUBIN, REGULATORY AFFAIRS, (305) 552-4910.

4. SIGNATURE OF OFFICIAL SUBMITTING REPORT: 

5. DATE COMPLETED: 07/26/2005

(A)	(B)	(C)	(D)	(E)	(F)	(G)	(H)	(I)	(J)	(K)	(L)	(M)	(N)	(O)	(P)	(Q)	(R)
LINE NO.	PLANT	SUPPLIER	DELIVERY LOCATION	DELIVERY DATE	TYPE OIL	VOLUME (BBLs)	INVOICE PRICE (\$/BBL)	INVOICE AMOUNT (\$)	DISCOUNT (\$)	NET AMOUNT (\$)	NET PRICE (\$/BBL)	QUALITY ADJUST. (\$/BBL)	EFFECTIVE PUR PRICE (\$/BBL)	TRANSP TO TERM (\$/BBL)	ADDITIONAL TRANS CHGS (\$/BBL)	OTHER CHGS (\$/BBL)	DELIVERED PRICE (\$/BBL)
27	PTF	AMERIGAS		05/07/2005	PRO	8	80.2200	642	0	642	80.2200	0.0000	80.2200	0.0000	0.0000	0.0000	80.2200
28	PTF	AMERIGAS		05/28/2005	PRO	6	80.2200	481	0	481	80.2200	0.0000	80.2200	0.0000	0.0000	0.0000	80.2200
29	PRV	FERRELL		05/02/2005	PRO	6	60.8600	365	0	365	60.8600	0.0000	60.8600	0.0000	0.0000	0.0000	60.8600
30	PRV	FERRELL		05/05/2005	PRO	5	59.4300	297	0	297	59.4300	0.0000	59.4300	0.0000	0.0000	0.0000	59.4300
31	PRV	FERRELL		05/09/2005	PRO	2	59.9700	120	0	120	59.9700	0.0000	59.9700	0.0000	0.0000	0.0000	59.9700
32	PRV	FERRELL		05/12/2005	PRO	2	58.6500	117	0	117	58.6500	0.0000	58.6500	0.0000	0.0000	0.0000	58.6500
33	PRV	FERRELL		05/16/2005	PRO	4	58.5000	234	0	234	58.5000	0.0000	58.5000	0.0000	0.0000	0.0000	58.5000
34	PRV	FERRELL		05/22/2005	PRO	4	58.1300	233	0	233	58.1300	0.0000	58.1300	0.0000	0.0000	0.0000	58.1300
35	PRV	FERRELL		05/26/2005	PRO	4	58.1300	233	0	233	58.1300	0.0000	58.1300	0.0000	0.0000	0.0000	58.1300
36	PMR	INDIANTOWN		05/16/2005	PRO	13	52.5000	683	0	683	52.5000	0.0000	52.5000	0.0000	0.0000	0.0000	52.5000
37	PMT	SUBURBAN		05/10/2005	PRO	6	59.3000	356	0	356	59.3000	0.0000	59.3000	0.0000	0.0000	0.0000	59.3000


FPSC FORM NO. 423-1(b)

MONTHLY REPORT OF COST AND QUALITY OF FUEL OIL FOR ELECTRIC PLANTS  
 REPORT OF ADJUSTMENTS TO PREVIOUS OIL DELIVERIES

1. REPORTING MONTH: MAY YEAR: 2005

3. NAME, TITLE, & TELEPHONE NUMBER OF CONTACT PERSON CONCERNING DATA  
 SUBMITTED ON THIS FORM: RITA McLELLAN, REGULATORY AFFAIRS,

2. REPORTING COMPANY: FLORIDA POWER & LIGHT COMPANY

4. SIGNATURE OF OFFICIAL SUBMITTING REPORT: 

5. DATE COMPLETE 7/15/2005

LINE NO.	MONTH REPORTED	FORM PLANT NAME	SUPPLIER	ORIGINAL LINE NUMBER	OLD VOLUME (BBLs)	FORM NO.	COLUMN DESIGNATOR & TITLE	OLD VALUE	NEW VALUE	NEW DELIVERED PRICE (\$/BBL)	REASON FOR REVISION
(A)	(B)	(C)	(D)	(E)	(F)	(G)	(H)	(I)	(J)	(K)	(L)
1	NONE										

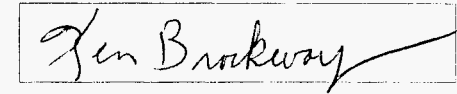
**MONTHLY REPORT OF COST AND QUALITY OF COAL FOR ELECTRIC PLANTS  
ORIGIN, TONNAGE, DELIVERED PRICE AND AS RECEIVED QUALITY**

1. Report For Month/Yr: **May 2005**

4. Name, Title & Telephone Number of Contact  
Person Concerning Data Submitted on this Form: **Korel M. Dubin (305-552-4910)**

2. Reporting Company: **Florida Power & Light**

5. Signature of Official Submitting Report:



3. Plant Name: **St. Johns River Power Park (SJRPP)**

6. Date Completed: **June 10, 2005**

Line No.	Supplier Name	Mine Location	Purchase Type	Transportation Mode	Tons	Effective Purchase Price (\$/Ton)	Total Trans Cost (\$/Ton)	FOB Plant Price (\$/Ton)	As Received Coal Quality			
									Sulfur Content (%)	Btu Content (%)	Ash Content (%)	Moisture Content (%)
(a)	(b)	(c)	(d)	(e)	(f)	(g)	(h)	(i)	(j)	(k)	(l)	(m)
1	Coal Marketing Company	45,IM,999	LTC	OC	36,282			39.30	0.70	11,252	9.43	11.92
2	DTE Clover, LLC	08,KY,095	LTC	UR	19,724			50.52	1.19	12,307	10.41	7.36
3	TCP Petcoke Corporation	,TX,	LTC	OC	7,382			39.58	6.65	14,007	0.17	8.03
4	TCP Petcoke Corporation	,TX,	S	OC	6,555			31.30	6.15	14,018	0.25	7.37

**EDITED COPY**

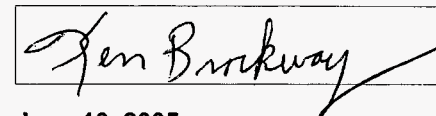
**MONTHLY REPORT OF COST AND QUALITY OF COAL FOR ELECTRIC PLANTS  
DETAIL OF INVOICE PURCHASE PRICE**

1. Report For Month/Yr: **May 2005**

4. Name, Title & Telephone Number of Contact  
Person Concerning Data Submitted on this Form: **Korel M. Dubin (305-552-4910)**

2. Reporting Company: **Florida Power & Light**

5. Signature of Official Submitting Report:



3. Plant Name: **St. Johns River Power Park (SJRPP)**

6. Date Completed: **June 10, 2005**

Line No.	Supplier Name	Mine Location	Purchase Type	Tons	FOB Mine Price (\$/Ton)	Short Haul & Loading Charge	Original Invoice Price (\$/Ton)	Retro-active Price Increases (\$/Ton)	Base Price (\$/Ton)	Quality Adjustments (\$/Ton)	Effective Purchase Price (\$/Ton)
(a)	(b)	(c)	(d)	(e)	(f)	(g)	(h)	(i)	(j)	(k)	(l)
1	Coal Marketing Company	45,IM,999	LTC	36,282		0.00		0.00		0.00	
2	DTE Clover, LLC	08,KY,095	LTC	19,724		0.00		0.00		0.00	
3	TCP Petcoke Corporation	,TX,	LTC	7,382		0.00		0.00		0.00	
4	TCP Petcoke Corporation	,TX,	S	6,555		0.00		0.00		0.00	

**EDITED COPY**



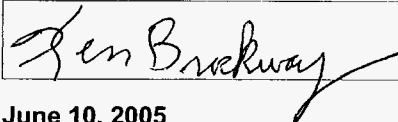
**MONTHLY REPORT OF COST AND QUALITY OF COAL FOR ELECTRIC PLANTS  
DETAIL OF TRANSPORTATION CHARGES**

1. Report For Month/Yr: **May 2005**

4. Name, Title & Telephone Number of Contact  
Person Concerning Data Submitted on this Form: **Korel M. Dubin (305-552-4910)**

2. Reporting Company: **Florida Power & Light**

5. Signature of Official Submitting Report:



3. Plant Name: **St. Johns River Power Park (SJRPP)**

6. Date Completed:

**June 10, 2005**

Line No.	Supplier Name	Mine Location	Shipping Point	Transportation Mode	Tons	Effective Purchase Price (\$/Ton)	Short Haul & Loading Charge (\$/Ton)	Rail Charges		Waterborne Charges					Total Transport Charges (\$/Ton)	FOB Plant Price (\$/Ton)
								Rail Rate (\$/Ton)	Other Rail Charges (\$/Ton)	River Barge Rate (\$/Ton)	Trans-loading Rate (\$/Ton)	Ocean Barge Rate (\$/Ton)	Other Water Charges (\$/Ton)	Related Charges (\$/Ton)		
(a)	(b)	(c)	(d)	(e)	(f)	(g)	(h)	(i)	(j)	(k)	(l)	(m)	(n)	(o)	(p)	(q)
1	Coal Marketing Company	45,IM,999	EL CERREJON	OC	36,282		0.00	0.00	0.00	0.00	0.00	0.00	0.00	0.00		39.30
2	DTE Clover, LLC	08,KY,095	CLOVER DTE	UR	19,724		0.00	0.00	0.00	0.00	0.00	0.00	0.00	0.00		50.52
3	TCP Petcoke Corporation	,TX,	TCP-DOMESTIC	OC	7,382		0.00	0.00	0.00	0.00	0.00	0.00	0.00	0.00		39.58
4	TCP Petcoke Corporation	,TX,	TCP-DOMESTIC	OC	6,555		0.00	0.00	0.00	0.00	0.00	0.00	0.00	0.00		31.30

**EDITED COPY**

**MONTHLY REPORT OF COST AND QUALITY OF COAL FOR ELECTRIC PLANTS  
ORIGIN, TONNAGE, DELIVERED PRICE, AND AS RECEIVED QUALITY**

1. Reporting Month: **April** Year: **2005**  
 2. Reporting Company: **FLORIDA POWER & LIGHT COMPANY**  
 3. Plant Name: **R.W.SCHERER**

4. Name, Title & Telephone Number of Contact Person Concerning Data  
 Submitted on this Form: Korel M. Dubin  
 (305) 552-4910

5. Signature of Official Submitting Report:



6. Date Completed: 16-Jul-05

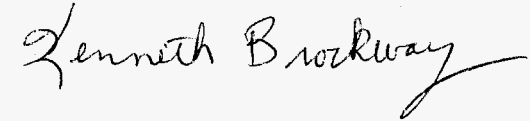
<u>Line No.</u>	<u>Supplier Name</u>	<u>Mine Location</u>	<u>Purchase Type</u>	<u>Transport Mode</u>	<u>Tons</u>	<u>Purchase Price (\$/Ton)</u>	<u>Effective Transport Charges (\$/Ton)</u>	<u>Total FOB Plant Price (\$/Ton)</u>	<u>Sulfur Content (%)</u>	<u>Btu Content (Btu/lb)</u>	<u>Ash Content (%)</u>	<u>Moisture Content (%)</u>
(a)	(b)	(c)	(d)	(e)	(f)	(g)	(h)	(i)	(j)	(k)	(l)	(m)
(1)	KENNECOTT COAL SALES	19/WY/5	S	UR	5,878.36	7.573	20.46	28.033	0.33	8,836	5.69	26.05
(2)	KENNECOTT COAL SALES	19/WY/5	S	UR	30,605.27	8.103	20.52	28.623	0.26	8,891	5.07	25.98
(3)	ARCH COAL SALES	19/WY/5	S	UR	38,510.86	6.838	20.55	27.388	0.30	8,860	5.41	26.61
(4)	KENNECOTT COAL SALES	19/WY/5	S	UR	60,678.88	6.227	20.56	26.787	0.42	8,655	5.53	28.09
(5)	POWDER RIVER COAL	19/WY/5	S	UR	69,123.93	8.584	20.62	29.204	0.20	8,826	4.49	26.93
(6)	ARCH COAL SALES	19/WY/5	S	UR	42,846.95	6.834	20.56	27.394	0.31	8,854	5.31	26.89

**MONTHLY REPORT OF COST AND QUALITY OF COAL FOR ELECTRIC PLANTS  
DETAILED PURCHASED COAL INVOICE INFORMATION**

1. Reporting Month: **April** Year: **2005**  
 2. Reporting Company: **FLORIDA POWER & LIGHT COMPANY**  
 3. Plant Name: **R.W.SCHERER**

4. Name, Title & Telephone Number of Contact Person Concerning Data  
 Submitted on this Form: Korel M. Dubin  
 (305) 552-4910

5. Signature of Official Submitting Report:



6. Date Completed: 16-Jul-05


<u>Line No.</u> (a)	<u>Supplier Name</u> (b)	<u>Mine Location</u> (c)	<u>Purch. Type</u> (d)	<u>Tons</u> (e)	<u>FOB Mine Price (\$/Ton)</u> (f)	<u>Shorthaul &amp; Loading Charges (\$/Ton)</u> (g)	<u>Original Invoice Price (\$/Ton)</u> (h)	<u>Retroactive Price Increase (\$/Ton)</u> (i)	<u>Base Price (\$/Ton)</u> (j)	<u>Quality Adjustments (\$/Ton)</u> (k)	<u>Effective Purchase Price (\$/Ton)</u> (l)
(1)	KENNECOTT COAL SALES	19/WY/5	S	5,878.36	7.544	-	7.544	-	7.544	0.029	7.573
(2)	KENNECOTT COAL SALES	19/WY/5	S	30,605.27	8.025	-	8.025	-	8.025	0.078	8.103
(3)	ARCH COAL SALES	19/WY/5	S	38,510.86	6.795	-	6.795	-	6.795	0.043	6.838
(4)	KENNECOTT COAL SALES	19/WY/5	S	60,678.88	6.367	-	6.367	-	6.367	(0.140)	6.227
(5)	POWDER RIVER COAL	19/WY/5	S	69,123.93	8.560	-	8.560	-	8.560	0.024	8.584
(6)	ARCH COAL SALES	19/WY/5	S	42,846.95	6.795	-	6.795	-	6.795	0.039	6.834

**MONTHLY REPORT OF COST AND QUALITY OF COAL FOR ELECTRIC PLANTS  
DETAILED TRANSPORTATION INVOICE INFORMATION**

1. Reporting Month: **April** Year: **2005**  
 2. Reporting Company: **FLORIDA POWER & LIGHT COMPANY**  
 3. Plant Name: **R.W.SCHERER**

4. Name, Title & Telephone Number of Contact Person Concerning Data  
 Submitted on this Form: **Korel M. Dubin**  
 (305) 552-4910

5. Signature of Official Submitting Report:



6. Date Completed: 16-Jul-05

Line No.	Supplier Name	Mine Location	Shipping Point	Transport Mode	Tons	Effective Purchase Price (\$/Ton)	Additional Shorthaul & Loading Charges (\$/Ton)	Rail Charges		Waterborne Charges				Other Related Charges (\$/Ton)	Total Transportation Charges (\$/Ton)	FOB Plant Price (\$/Ton)
								Rail Rate (\$/Ton)	Other Rail Charges (\$/Ton)	River Barge Rate (\$/Ton)	Trans-loading Rate (\$/Ton)	Ocean Barge Rate (\$/Ton)	Other Water Charges (\$/Ton)			
(a)	(b)	(c)	(d)	(e)	(f)	(g)	(h)	(i)	(j)	(k)	(l)	(m)	(n)	(o)	(p)	(q)
(1)	KENNECOTT COAL SALES	19/WY/5	CONVERSE JCT, WY	UR	5,878.36	7.573	-	20.46	-	-	-	-	-	-	20.46	28.033
(2)	KENNECOTT COAL SALES	19/WY/5	CONVERSE JCT, WY	UR	30,605.27	8.103	-	20.52	-	-	-	-	-	-	20.52	28.623
(3)	ARCH COAL SALES	19/WY/5	THUNDER JCT, WY	UR	38,510.86	6.838	-	20.55	-	-	-	-	-	-	20.55	27.388
(4)	KENNECOTT COAL SALES	19/WY/5	JACOBS JCT, WY	UR	60,678.88	6.227	-	20.56	-	-	-	-	-	-	20.56	26.787
(5)	POWDER RIVER COAL	19/WY/5	NACCO JCT, WY	UR	69,123.93	8.584	-	20.62	-	-	-	-	-	-	20.62	29.204
(6)	ARCH COAL SALES	19/WY/5	THUNDER JCT, WY	UR	42,846.95	6.834	-	20.56	-	-	-	-	-	-	20.56	27.394

## CERTIFICATE OF SERVICE

**I, THE UNDERSIGNED COUNSEL, HEREBY CERTIFY** that copies of Florida Power & Light Company's forms 423-1, 423-1(a) edited, and 423-1(b) for the month of May, 2005, copies of St. Johns River Power Park edited forms 423-2, 423-2(a), and 423-2(b) for the month of May, 2005; and copies of Plant Scherer forms 423-2, 423-2(a), and 423-2(b) for the month of April, 2005 have been served via first class mail, postage prepaid to the parties listed below, this 11<sup>th</sup> day of August, 2005

Adrienne Vining, Esq.  
Division of Legal Services  
Florida Public Service Commission  
2540 Shumard Oak Blvd.  
Tallahassee, Florida 32399-0850

Lee L. Willis, Esq.  
James D. Beasley, Esq.  
Ausley & McMullen  
Attorneys for TECO  
P.O. Box 391  
Tallahassee, Florida 32302

Patricia Christensen, Esq.  
Office of Public Counsel  
111 West Madison Street  
Room 812  
Tallahassee, Florida 32399


James A. McGee, Esq.  
Progress Energy Florida, Inc.  
P.O. Box 14042  
St. Petersburg, Florida 33733

Norman H. Horton, Esq.  
Floyd R. Self, Esq.  
Messer, Caparello & Self  
Attorneys for FPUC  
P.O. Box 1876  
Tallahassee, Florida 32302-1876

Joseph A. McGlothlin, Esq.  
Vicki Gordon Kaufman, Esq.  
McWhirter, Reeves, McGlothlin,  
Davidson, et al.  
Attorneys for FIPUG  
117 South Gadsden Street  
Tallahassee, Florida 32301

John W. McWhirter, Jr., Esq.  
McWhirter, Reeves, McGlothlin,  
Davidson, et al.  
Attorneys for FIPUG  
400 North Tampa Street, Suite 2450  
Tampa, Florida 33602

Jeffrey A. Stone, Esq.  
Russell A. Badders, Esq.  
Beggs & Lane  
Attorneys for Gulf Power  
P.O. Box 12950  
Pensacola, Florida 32591-2950

  
R. Wade Litchfield