

CONFIDENTIAL 070001-EI

DOCUMENT NUMBER DATE  
07845 AUG 12 08  
FPSC-COMMISSION CLERK

FPSC FORM 423-1

MONTHLY REPORT OF COST AND QUALITY OF FUEL FOR ELECTRIC PLANTS  
ORIGIN, VOLUME, DELIVERED PRICE AND AS RECEIVED QUALITY

1. REPORTING MONTH: 05/2005  
2. REPORTING COMPANY: FLORIDA POWER CORPORATION

3. NAME, TITLE TELEPHONE NUMBER OF CONTACT PERSON CONCERNING DATA  
SUBMITTED ON THIS FORM: DEBBIE PATTERSON, SBFA (919) 546-4047  
4. SIGNATURE OF OFFICIAL SUBMITTED REPORT: *[Signature]*  
KELLI HNATH  
MANAGER, RCO BACK OFFICE  
5. DATE COMPLETED: 7/12/2005

**DECLASSIFIED**

LINE NO.	PLANT NAME	SUPPLIER NAME	SHIPPING POINT	PURCHASE TYPE	DELIVERY LOCATION	DELIVERY DATE	TYPE OIL	SULFER CONTENT (%)	BTU CONTENT (Btu/gal)	VOLUME (Bbls)	DELIVERED PRICE (\$/Bbl)
(a)	(b)	(c)	(d)	(e)	(f)	(g)	(h)	(i)	(j)	(k)	(l)
1	Bartow Steam Plant	RIO Energy International, Inc	F- Rio Houston, TX	MTC	FOB TERMINAL	5/2005	FO6	1.32	157,507	340,739	\$31.0600
2	Bartow Steam Plant	RIO Energy International, Inc	F- Rio Houston, TX	MTC	FOB TERMINAL	5/2005	FO6	1.35	157,284	580,353	\$34.4300
3	Central Tampa Tank Farm	RIO Energy International, Inc	F- Rio Houston, TX	MTC	FOB PLANT	5/2005	FO2	0.04	138,911	30,148	\$72.8000
4	Debary Peakers	BP Amoco Oil	F- BP Taft, FL	MTC	FOB PLANT	5/2005	FO2	0.37	139,370	5,558	\$66.3600
5	Intercession City Peakers	BP Amoco Oil	F- BP Tampa, FL	MTC	FOB PLANT	5/2005	FO2	0.19	138,543	16,390	\$66.1000

8-31-07  
**DECLASSIFIED**

**CONFIDENTIAL**

OIC  
D.D.W. 7/13/08

FPSC FORM 423-1(a)

MONTHLY REPORT OF COST AND QUALITY OF FUEL FOR ELECTRIC PLANTS  
ORIGIN, VOLUME, DELIVERED PRICE AND AS RECEIVED QUALITY

SPECIFIED CONFIDENTIAL

1. REPORTING MONTH: 05/2005

2. REPORTING COMPANY: FLORIDA POWER CORPORATION

3. NAME, TITLE TELEPHONE NUMBER OF CONTACT PERSON CONCERNING DATA

SUBMITTED ON THIS FORM: DEBBIE PATTERSON, SBFA (919) 546-4047

4. SIGNATURE OF OFFICIAL SUBMITTED REPORT:

*[Signature]*  
KELLI LNATH

MANAGER, RCO BACK OFFICE

5. DATE COMPLETED: 7/12/2005

**DECLASSIFIED**

LINE NO	PLANT NAME	SUPPLIER NAME	DELIVERY LOCATION	DELIVERY DATE	TYPE OIL	VOLUME (Bbl)	INVOICE PRICE (\$/Bbl)	INVOICE AMOUNT (\$)	DISCOUNT (\$)	NET AMOUNT (\$)	NET PRICE (\$/Bbl)	QUALITY ADJUST (\$/Bbl)	EFFECTIVE TRANSPORT		ADDITIONAL TRANSPORT (\$/Bbl)	OTHER CHARGES (\$/Bbl)	DELIVERED PRICE (\$/Bbl)	
													PURCHASE PRICE (\$/Bbl)	TO TERMINAL (\$/Bbl)				
(a)	(b)	(c)	(d)	(e)	(f)	(g)	(h)	(i)	(j)	(k)	(l)	(m)	(n)	(o)	(p)	(q)	(r)	
1	Bartow Steam Plant	RIO Energy International, Inc	FOB TERMINAL	5/2005	FO6	340,739	\$31.06	\$10,583,686.61	\$0.00	\$10,583,686.61	\$31.06	\$0.00	\$31.06	\$0.00	\$0.00	\$0.00	\$0.00	\$31.06
2	Bartow Steam Plant	RIO Energy International, Inc	FOB TERMINAL	5/2005	FO6	580,353	\$34.43	\$19,983,002.98	\$0.00	\$19,983,002.98	\$34.43	\$0.00	\$34.43	\$0.00	\$0.00	\$0.00	\$0.00	\$34.43
3	Central Tampa Tank Farm	RIO Energy International, Inc	FOB PLANT	5/2005	FO2	30,148	\$72.80	\$2,194,822.75	\$0.00	\$2,194,822.75	\$72.80	\$0.00	\$72.80	\$0.00	\$0.00	\$0.00	\$0.00	\$72.80
4	Debary Peakers	BP Amoco Oil	FOB PLANT	5/2005	FO2	5,558	\$66.36	\$368,829.44	\$0.00	\$368,829.44	\$66.36	\$0.00	\$66.36	\$0.00	\$0.00	\$0.00	\$0.00	\$66.36
5	Intercession City Peakers	BP Amoco Oil	FOB PLANT	5/2005	FO2	16,390	\$66.10	\$1,083,407.68	\$0.00	\$1,083,407.68	\$66.10	\$0.00	\$66.10	\$0.00	\$0.00	\$0.00	\$0.00	\$66.10

**MONTHLY REPORT OF COST AND QUALITY OF COAL FOR ELECTRIC PLANTS  
ORIGIN, TONNAGE, DELIVERED PRICE AND AS RECEIVED QUALITY**

- 1. Report for: Mo. May 2005
- 2. Reporting Company: Florida Power Corporation
- 3. Plant Name: McDuffie Coal Terminal

4. Name, Title and Telephone Number of Contact  
Person Concerning Data Submitted on this Form  
Donna M. Davis, Director - Regulatory & Adm. Services  
(727) 824-6627

5. Signature of Official Submitting Report

  
\_\_\_\_\_  
Donna M. Davis, Director - Regulatory & Adm. Services

6. Date Completed: July 15, 2005

**SPECIFIED  
CONFIDENTIAL**

**DECLASSIFIED**

Line No.	Supplier Name	Mine Location	Purchase Type	Transportation Mode	Tons	Effective Purchase Price (\$/Ton)	Total Transportation Cost (\$/Ton)	F.O.B. Plant Price (\$/Ton)	As Received Coal Quality			
									Percent Sulfur (%)	Btu Content (Btu/lb)	Percent Ash (%)	Percent Moisture (%)
(a)	(b)	(c)	(d)	(e)	(f)	(g)	(h)	(i)	(j)	(k)	(l)	(m)
1	Drummond Coal Sales, Inc.	25 , IM , 999	MTC	GB	139,635	\$55.50	\$0.00	\$55.50	0.53	11,738	4.89	11.47

**MONTHLY REPORT OF COST AND QUALITY OF COAL FOR ELECTRIC PLANTS  
ORIGIN, TONNAGE, DELIVERED PRICE AND AS RECEIVED QUALITY**

- 1. Report for: Mo. May 2005
- 2. Reporting Company: Florida Power Corporation
- 3. Plant Name: Transfer Facility - IMT

4. Name, Title and Telephone Number of Contact  
 Person Concerning Data Submitted on this Form  
 Donna M. Davis, Director - Regulatory & Adm. Services  
 (727) 824-6627

5. Signature of Official Submitting Report

  
 Donna M. Davis, Director - Regulatory & Adm. Services

6. Date Completed: July 15, 2005

**SPECIFIED  
CONFIDENTIAL**

**DECLASSIFIED**

Line No.	Supplier Name	Mine Location	Purchase Type	Transportation Mode	Tons	Effective Purchase Price (\$/Ton)	Total Transportation Cost (\$/Ton)	F.O.B. Plant Price (\$/Ton)	As Received Coal Quality			
									Percent Sulfur (%)	Btu Content (Btu/lb)	Percent Ash (%)	Percent Moisture (%)
(a)	(b)	(c)	(d)	(e)	(f)	(g)	(h)	(i)	(j)	(k)	(l)	(m)
1	Central Coal Co.	08 , Wv , 39	MTC	B	13,507	\$50.50	\$10.31	\$60.81	0.64	12,310	12.78	5.59
2	Central Coal Co.	08 , Wv , 39	MTC	B	14,126	\$50.50	\$10.81	\$61.31	0.64	12,310	12.78	5.59
3	Progress Fuels Corporation	08 , Wv , 39	MTC	B	12,533	\$61.45	\$10.31	\$71.76	0.61	12,368	12.09	6.90
4	Progress Fuels Corporation	08 , Wv , 39	MTC	B	10,706	\$61.22	\$10.81	\$72.03	0.61	12,368	12.09	6.90
5	Progress Fuels Corporation	08 , Wv , 39	MTC	B	6,616	\$61.06	\$10.31	\$71.37	0.64	12,376	12.52	5.48
6	Progress Fuels Corporation	08 , Wv , 39	MTC	B	8,821	\$61.63	\$10.81	\$72.44	0.64	12,376	12.52	5.48
7	Keystone Coal Company	08 , Wv , 39	S	B	5,281	\$45.00	\$10.31	\$55.31	0.65	12,305	13.04	5.23
8	Keystone Coal Company	08 , Wv , 39	S	B	10,960	\$61.19	\$0.00	\$61.19	0.71	12,239	10.45	8.30
9	Emerald International Corp.	10 , Il , 059	S	B	9,374	\$51.75	\$2.10	\$53.85	2.87	12,475	9.27	7.33
10	Massey Coal Sales Co.	08 , Wv , 099	MTC	B	3,485	\$54.30	\$9.36	\$63.66	0.74	12,453	12.48	5.82
11	Massey Coal Sales Co.	08 , Wv , 099	MTC	B	27,415	\$54.30	\$8.86	\$63.16	0.74	12,453	12.48	5.82

**MONTHLY REPORT OF COST AND QUALITY OF COAL FOR ELECTRIC PLANTS  
ORIGIN, TONNAGE, DELIVERED PRICE AND AS RECEIVED QUALITY**

- 1. Report for: Mo. May 2005
- 2. Reporting Company: Florida Power Corporation
- 3. Plant Name: Crystal River 1 & 2

4. Name, Title and Telephone Number of Contact  
Person Concerning Data Submitted on this Form  
Donna M. Davis, Director - Regulatory & Adm. Services  
(727) 824-6627

5. Signature of Official Submitting Report

  
Donna M. Davis, Director - Regulatory & Adm. Services  
*Dw*

6. Date Completed: July 15, 2005

**SPECIFIED  
CONFIDENTIAL**

**DECLASSIFIED**

Line No.	Supplier Name	Mine Location	Purchase Type	Transportation Mode	Tons	Effective Purchase Price (\$/Ton)	Total Transportation Cost (\$/Ton)	F.O.B. Plant Price (\$/Ton)	As Received Coal Quality			
									Percent Sulfur (%)	Btu Content (Btu/lb)	Percent Ash (%)	Percent Moisture (%)
(a)	(b)	(c)	(d)	(e)	(f)	(g)	(h)	(i)	(j)	(k)	(l)	(m)
1	Consolidated Coal Sales	08 , Ky , 119	MTC	UR	28,681	\$34.70	\$22.91	\$57.61	1.06	12,718	9.18	5.71
2	Consolidated Coal Sales	08 , Ky , 133	MTC	UR	29,024	\$34.70	\$22.91	\$57.61	1.11	12,485	11.83	5.01
3	Sequoia Energy, LLC	08 , Ky , 095	MTC	UR	19,928	\$47.51	\$22.78	\$70.29	0.97	12,837	8.48	5.34
4	Massey Coal Sales Company, Inc.	08 , Ky , 195	MTC	UR	100,658	\$41.53	\$22.91	\$64.44	1.12	12,189	11.70	6.71
5	B & W Resources, Inc.	08 , Ky , 051	MTC	UR	19,232	\$46.50	\$22.78	\$69.28	1.07	12,629	11.55	4.54

MONTHLY REPORT OF COST AND QUALITY OF COAL FOR ELECTRIC PLANTS  
ORIGIN, TONNAGE, DELIVERED PRICE AND AS RECEIVED QUALITY

- 1. Report for: Mo. May 2005
- 2. Reporting Company: Florida Power Corporation
- 3. Plant Name: Crystal River 4 & 5

4. Name, Title and Telephone Number of Contact  
Person Concerning Data Submitted on this Form  
Donna M. Davis, Director - Regulatory & Adm. Services  
(727) 824-6627

5. Signature of Official Submitting Report

  
Donna M. Davis, Director - Regulatory & Adm. Services

6. Date Completed: July 15, 2005

SPECIFIED  
CONFIDENTIAL

**DECLASSIFIED**


Line No.	Supplier Name	Mine Location	Purchase Type	Transportation Mode	Tons	Effective Purchase Price (\$/Ton)	Total Transportation Cost (\$/Ton)	F.O.B. Plant Price (\$/Ton)	As Received Coal Quality			
									Percent Sulfur (%)	Btu Content (Btu/lb)	Percent Ash (%)	Percent Moisture (%)
(a)	(b)	(c)	(d)	(e)	(f)	(g)	(h)	(i)	(j)	(k)	(l)	(m)
1	Central Appalachian Mining, formerly	08 , Ky , 195	MTC	UR	37,317	\$34.75	\$22.91	\$57.66	0.69	12,652	9.78	5.98
2	Progress Fuels Corporation	08 , Ky , 119	MTC	UR	27,473	\$49.45	\$24.32	\$73.77	0.73	12,744	9.03	6.28
3	Alliance Coal Sales Corp	08 , Ky , 195	MTC	UR	39,185	\$34.95	\$22.91	\$57.86	0.67	12,788	8.90	5.81
4	Transfer Facility	N/A	N/A	OB	98,186	\$61.23	\$6.53	\$67.86	0.69	12,413	8.95	8.41
5	Transfer Facility	N/A	N/A	OB	157,544	\$55.31	\$6.19	\$61.50	0.53	11,720	4.92	11.57

**MONTHLY REPORT OF COST AND QUALITY OF COAL FOR ELECTRIC PLANTS  
ORIGIN, TONNAGE, DELIVERED PRICE AND AS RECEIVED QUALITY**

- 1. Report for: Mo. May 2005
- 2. Reporting Company: Florida Power Corporation
- 3. Plant Name: McDuffie Coal Terminal

4. Name, Title and Telephone Number of Contact  
Person Concerning Data Submitted on this Form  
Donna M. Davis, Director - Regulatory & Adm. Services  
(727) 824-6627

5. Signature of Official Submitting Report



Donna M. Davis, Director - Regulatory & Adm. Services

6. Date Completed: July 15, 2005

**SPECIFIED  
CONFIDENTIAL**

**DECLASSIFIED**

Line No.	Supplier Name	Mine Location	Purchase Type	Tons	F.O.B. Mine Price (\$/Ton)	Short Haul & Loading Charges (\$/Ton)	Original Invoice Price (\$/Ton)	Retro-active Price Increases (\$/Ton)	Base Price (\$/Ton)	Quality Adjustments (\$/Ton)	Effective Purchase Price (\$/Ton)
(a)	(b)	(c)	(d)	(e)	(f)	(g)	(h)	(i)	(j)	(k)	(l)
1	Drummond Coal Sales, Inc.	25 , IM , 999	MTC	139,635	\$55.50	\$0.00	\$55.50	\$0.00	\$55.50	\$0.00	\$55.50

**MONTHLY REPORT OF COST AND QUALITY OF COAL FOR ELECTRIC PLANTS  
ORIGIN, TONNAGE, DELIVERED PRICE AND AS RECEIVED QUALITY**

- 1. Report for: Mo. May 2005
- 2. Reporting Company: Florida Power Corporation
- 3. Plant Name: Transfer Facility - IMT

4. Name, Title and Telephone Number of Contact  
Person Concerning Data Submitted on this Form  
Donna M. Davis, Director - Regulatory & Adm. Services  
(727) 824-6627

5. Signature of Official Submitting Report

  
Donna M. Davis, Director - Regulatory & Adm. Services

6. Date Completed: July 15, 2005

**SPECIFIED  
CONFIDENTIAL  
  
DECLASSIFIED**

Line No.	Supplier Name	Mine Location	Purchase Type	Tons	F.O.B. Mine Price (\$/Ton)	Short Haul & Loading Charges (\$/Ton)	Original Invoice Price (\$/Ton)	Retro-active Price Inc(Dec) (\$/Ton)	Base Price (\$/Ton)	Quality Adjust-ments (\$/Ton)	Effective Purchase Price (\$/Ton)
(a)	(b)	(c)	(d)	(e)	(f)	(g)	(h)	(i)	(j)	(k)	(l)
1	Central Coal Co.	08 , Wv , 39	MTC	13,507	\$50.50	\$0.00	\$50.50	\$0.00	\$50.50	\$0.00	\$50.50
2	Central Coal Co.	08 , Wv , 39	MTC	14,126	\$50.50	\$0.00	\$50.50	\$0.00	\$50.50	\$0.00	\$50.50
3	Progress Fuels Corporation	08 , Wv , 39	MTC	12,533	\$62.00	\$0.00	\$62.00	\$0.00	\$62.00	(\$0.55)	\$61.45
4	Progress Fuels Corporation	08 , Wv , 39	MTC	10,706	\$62.00	\$0.00	\$62.00	\$0.00	\$62.00	(\$0.78)	\$61.22
5	Progress Fuels Corporation	08 , Wv , 39	MTC	6,616	\$62.00	\$0.00	\$62.00	\$0.00	\$62.00	(\$0.94)	\$61.06
6	Progress Fuels Corporation	08 , Wv , 39	MTC	8,821	\$62.00	\$0.00	\$62.00	\$0.00	\$62.00	(\$0.37)	\$61.63
7	Keystone Coal Company	08 , Wv , 39	S	5,281	\$45.00	\$0.00	\$45.00	\$0.00	\$45.00	\$0.00	\$45.00
8	Keystone Coal Company	08 , Wv , 39	S	10,960	\$60.00	\$0.00	\$60.00	\$0.00	\$60.00	\$1.19	\$61.19
9	Emerald International Corp.	10 , Il , 059	S	9,374	\$51.75	\$0.00	\$51.75	\$0.00	\$51.75	\$0.00	\$51.75
10	Massey Coal Sales Co.	08 , Wv , 099	MTC	3,485	\$54.30	\$0.00	\$54.30	\$0.00	\$54.30	\$0.00	\$54.30
11	Massey Coal Sales Co.	08 , Wv , 099	MTC	27,415	\$54.30	\$0.00	\$54.30	\$0.00	\$54.30	\$0.00	\$54.30



**MONTHLY REPORT OF COST AND QUALITY OF COAL FOR ELECTRIC PLANTS  
ORIGIN, TONNAGE, DELIVERED PRICE AND AS RECEIVED QUALITY**

- 1. Report for: Mo. May 2005
- 2. Reporting Company: Florida Power Corporation
- 3. Plant Name: Crystal River 1 & 2

4. Name, Title and Telephone Number of Contact  
Person Concerning Data Submitted on this Form  
Donna M. Davis, Director - Regulatory & Adm. Services  
(727) 824-6627

5. Signature of Official Submitting Report

  
Donna M. Davis, Director - Regulatory & Adm. Services

6. Date Completed: July 15, 2005

**SPECIFIED  
CONFIDENTIAL**

**DECLASSIFIED**

Line No.	Supplier Name	Mine Location	Purchase Type	Tons	F.O.B. Mine Price (\$/Ton)	Short Haul & Loading Charges (\$/Ton)	Original Invoice Price (\$/Ton)	Retro-active Price Inc(Dec) (\$/Ton)	Base Price (\$/Ton)	Quality Adjustments (\$/Ton)	Effective Purchase Price (\$/Ton)
(a)	(b)	(c)	(d)	(e)	(f)	(g)	(h)	(i)	(j)	(k)	(l)
1	Consolidated Coal Sales	08 , Ky , 119	MTC	28,681	\$34.70	\$0.00	\$34.70	\$0.00	\$34.70	\$0.00	\$34.70
2	Consolidated Coal Sales	08 , Ky , 133	MTC	29,024	\$34.70	\$0.00	\$34.70	\$0.00	\$34.70	\$0.00	\$34.70
3	Sequoia Energy, LLC	08 , Ky , 095	MTC	19,928	\$47.00	\$0.00	\$47.00	\$0.00	\$47.00	\$0.51	\$47.51
4	Massey Coal Sales Company, Inc.	08 , Ky , 195	MTC	100,658	\$41.53	\$0.00	\$41.53	\$0.00	\$41.53	\$0.00	\$41.53
5	B & W Resources, Inc.	08 , Ky , 051	MTC	19,232	\$46.50	\$0.00	\$46.50	\$0.00	\$46.50	\$0.00	\$46.50

**MONTHLY REPORT OF COST AND QUALITY OF COAL FOR ELECTRIC PLANTS  
ORIGIN, TONNAGE, DELIVERED PRICE AND AS RECEIVED QUALITY**

- 1. Report for: Mo. May 2005
- 2. Reporting Company: Florida Power Corporation
- 3. Plant Name: Crystal River 4 & 5

4. Name, Title and Telephone Number of Contact  
Person Concerning Data Submitted on this Form  
Donna M. Davis, Director - Regulatory & Adm. Services  
(727) 824-6627

5. Signature of Official Submitting Report

  
Donna M. Davis, Director - Regulatory & Adm. Services

6. Date Completed: July 15, 2005

**SPECIFIED  
CONFIDENTIAL**

**DECLASSIFIED**


Line No.	Supplier Name	Mine Location	Purchase Type	Tons	F.O.B. Mine Price (\$/Ton)	Short Haul & Loading Charges (\$/Ton)	Original Invoice Price (\$/Ton)	Retro-active Price Inc(Dec) (\$/Ton)	Base Price (\$/Ton)	Quality Adjust-ments (\$/Ton)	Effective Purchase Price (\$/Ton)
(a)	(b)	(c)	(d)	(e)	(f)	(g)	(h)	(i)	(j)	(k)	(l)
1	Central Appalachian Mining, formerly	08 , Ky , 195	MTC	37,317	\$34.75	\$0.00	\$34.75	\$0.00	\$34.75	\$0.00	\$34.75
2	Progress Fuels Corporation	08 , Ky , 119	MTC	27,473	\$48.50	\$0.00	\$48.50	\$0.00	\$48.50	\$0.95	\$49.45
3	Alliance Coal Sales Corp	08 , Ky , 195	MTC	39,185	\$34.95	\$0.00	\$34.95	\$0.00	\$34.95	\$0.00	\$34.95
4	Transfer Facility	N/A	N/A	98,186	\$61.23	\$0.00	\$61.23	\$0.00	\$61.23	N/A	\$61.23
5	Transfer Facility	N/A	N/A	157,544	\$55.31	\$0.00	\$55.31	\$0.00	\$55.31	N/A	\$55.31

**MONTHLY REPORT OF COST AND QUALITY OF COAL FOR ELECTRIC PLANTS  
ORIGIN, TONNAGE, DELIVERED PRICE AND AS RECEIVED QUALITY**

- 1. Report for: Mo. May 2005
- 2. Reporting Company: Florida Power Corporation
- 3. Plant Name: McDuffie Coal Terminal

4. Name, Title and Telephone Number of Contact Person Concerning Data Submitted on this Form  
 Donna M. Davis, Director - Regulatory & Adm. Services  
 (727) 824-6627

5. Signature of Official Submitting Report

  
 Donna M. Davis, Director - Regulatory & Adm. Services

6. Date Completed: July 15, 2005

**SPECIFIED  
CONFIDENTIAL**

**DECLASSIFIED**

Line No.	Supplier Name	Mine Location	Shipping Point	Transportation Mode	Tons	Effective Purchase Price (\$/Ton)	Additional Shorthaul Loading Charges (\$/Ton)	Rail Rate (\$/Ton)	Other Rail Charges (\$/Ton)	River Barge Rate (\$/Ton)	Trans-loading Rate (\$/Ton)	Ocean Barge Rate (\$/Ton)	Other Water Charges (\$/Ton)	Other Related Charges (\$/Ton)	Transportation Charges (\$/Ton)	F.O.B. Plant Price (\$/Ton)
1	Drummond Coal Sales, Inc.	25 , IM , 999	Cartagena, Col	GB	139,635	\$55.50	N/A	N/A	N/A	N/A	\$0.00	N/A	N/A	N/A	\$0.00	\$55.50

MONTHLY REPORT OF COST AND QUALITY OF COAL FOR ELECTRIC PLANTS  
ORIGIN, TONNAGE, DELIVERED PRICE AND AS RECEIVED QUALITY

- 1. Report for: Mo. May 2005
- 2. Reporting Company: Florida Power Corporation
- 3. Plant Name: Transfer Facility - IMT

4. Name, Title and Telephone Number of Contact  
Person Concerning Data Submitted on this Form  
Donna M. Davis, Director - Regulatory & Adm. Services  
(727) 824-6627

5. Signature of Official Submitting Report

  
Donna M. Davis, Director - Regulatory & Adm. Services

6. Date Completed: July 15, 2005

**SPECIFIED  
CONFIDENTIAL**

**DECLASSIFIED**


Line No.	Supplier Name	Mine Location	Shipping Point	Transportation Mode	Tons	Effective Purchase Price (\$/Ton)	Additional Shorthaul & Loading Charges (\$/Ton)	Rail Rate (\$/Ton)	Other Rail Charges (\$/Ton)	River Barge Rate (\$/Ton)	Trans-loading Rate (\$/Ton)	Ocean Barge Rate (\$/Ton)	Other Water Charges (\$/Ton)	Other Related Charges (\$/Ton)	Transportation Charges (\$/Ton)	F.O.B. Plant Price (\$/Ton)
(a)	(b)	(c)	(d)	(e)	(f)	(g)	(h)	(i)	(j)	(k)	(l)	(m)	(n)	(o)	(p)	(q)
1	Central Coal Co.	08 , Wv ,	39 Kanawha,Wv	B	13,507	\$50.50	N/A	N/A	N/A	\$8.71	\$1.60	N/A	N/A	N/A	\$10.31	\$60.81
2	Central Coal Co.	08 , Wv ,	39 Kanawha,Wv	B	14,126	\$50.50	N/A	N/A	N/A	\$8.71	\$2.10	N/A	N/A	N/A	\$10.81	\$61.31
3	Progress Fuels Corporation	08 , Wv ,	39 Kanawha,Wv	B	12,533	\$61.45	N/A	N/A	N/A	\$8.71	\$1.80	N/A	N/A	N/A	\$10.31	\$71.76
4	Progress Fuels Corporation	08 , Wv ,	39 Kanawha,Wv	B	10,706	\$61.22	N/A	N/A	N/A	\$8.71	\$2.10	N/A	N/A	N/A	\$10.81	\$72.03
5	Progress Fuels Corporation	08 , Wv ,	39 Kanawha,Wv	B	6,616	\$61.06	N/A	N/A	N/A	\$8.71	\$1.60	N/A	N/A	N/A	\$10.31	\$71.37
6	Progress Fuels Corporation	08 , Wv ,	39 Kanawha,Wv	B	8,821	\$61.63	N/A	N/A	N/A	\$8.71	\$2.10	N/A	N/A	N/A	\$10.81	\$72.44
7	Keystone Coal Company	08 , Wv ,	39 Kanawha,Wv	B	5,281	\$45.00	N/A	N/A	N/A	\$8.71	\$1.60	N/A	N/A	N/A	\$10.31	\$55.31
8	Keystone Coal Company	08 , Wv ,	39 Kanawha,Wv	B	10,960	\$61.19	N/A	N/A	N/A	\$0.00	\$0.00	N/A	N/A	N/A	\$0.00	\$61.19
9	Emerald International Corp.	10 , Il ,	059 Gallatin, IL	B	9,374	\$51.75	N/A	N/A	N/A	\$0.00	\$2.10	N/A	N/A	N/A	\$2.10	\$53.85
10	Massey Coal Sales Co.	08 , Wv ,	099 Ceredo,Wv	B	3,485	\$54.30	N/A	N/A	N/A	\$7.26	\$2.10	N/A	N/A	N/A	\$9.36	\$63.66
11	Massey Coal Sales Co.	08 , Wv ,	099 Ceredo,Wv	B	27,415	\$54.30	N/A	N/A	N/A	\$7.26	\$1.80	N/A	N/A	N/A	\$8.86	\$63.16

MONTHLY REPORT OF COST AND QUALITY OF COAL FOR ELECTRIC PLANTS  
ORIGIN, TONNAGE, DELIVERED PRICE AND AS RECEIVED QUALITY

- 1. Report for: Mo. May 2005
- 2. Reporting Company: Florida Power Corporation
- 3. Plant Name: Crystal River 1 & 2

4. Name, Title and Telephone Number of Contact  
Person Concerning Data Submitted on this Form  
Donna M. Davis, Director - Regulatory & Adm. Services  
(727) 824-6627

5. Signature of Official Submitting Report

  
Donna M. Davis, Director - Regulatory & Adm. Services

6. Date Completed: July 15, 2005

**SPECIFIED  
CONFIDENTIAL**

**DECLASSIFIED**


Line No.	Supplier Name	Mine Location	Shipping Point	Transportation Mode	Tons	Effective Purchase Price (\$/Ton)	Additional Shorthaul & Loading Charges (\$/Ton)	Rail Rate (\$/Ton)	Other Rail Charges (\$/Ton)	River Barge Rate (\$/Ton)	Trans-loading Rate (\$/Ton)	Ocean Barge Rate (\$/Ton)	Other Water Charges (\$/Ton)	Other Related Charges (\$/Ton)	Transportation Charges (\$/Ton)	F.O.B. Plant Price (\$/Ton)
(a)	(b)	(c)	(d)	(e)	(f)	(g)	(h)	(i)	(j)	(k)	(l)	(m)	(n)	(o)	(p)	(q)
1	Consolidated Coal Sales	08 , Ky ,	119 Knott, Ky	UR	28,681	\$34.70	N/A	\$21.90	\$1.01	N/A	N/A	N/A	N/A	N/A	\$22.91	\$57.61
2	Consolidated Coal Sales	08 , Ky ,	133 Letcher, Ky	UR	29,024	\$34.70	N/A	\$21.90	\$1.01	N/A	N/A	N/A	N/A	N/A	\$22.91	\$57.61
3	Sequoia Energy, LLC	08 , Ky ,	095 Harlan, Ky	UR	19,928	\$47.51	N/A	\$21.77	\$1.01	N/A	N/A	N/A	N/A	N/A	\$22.78	\$70.29
4	Massey Coal Sales Company, Inc.	08 , Ky ,	195 Pike, Ky	UR	100,658	\$41.53	N/A	\$21.90	\$1.01	N/A	N/A	N/A	N/A	N/A	\$22.91	\$64.44
5	B & W Resources, Inc.	08 , Ky ,	051 Clay, Ky	UR	19,232	\$46.50	N/A	\$21.77	\$1.01	N/A	N/A	N/A	N/A	N/A	\$22.78	\$69.28

**MONTHLY REPORT OF COST AND QUALITY OF COAL FOR ELECTRIC PLANTS  
ORIGIN, TONNAGE, DELIVERED PRICE AND AS RECEIVED QUALITY**

- 1. Report for: Mo. May 2005
- 2. Reporting Company: Florida Power Corporation
- 3. Plant Name: Crystal River 4 & 5

4. Name, Title and Telephone Number of Contact  
Person Concerning Data Submitted on this Form  
Donna M. Davis, Director - Regulatory & Adm. Services  
(727) 824-6627

5. Signature of Official Submitting Report

  
\_\_\_\_\_  
Donna M. Davis, Director - Regulatory & Adm. Services  
*Dw*

6. Date Completed: July 15, 2005

**SPECIFIED  
CONFIDENTIAL**

**DECLASSIFIED**

Line No.	Supplier Name	Mine Location	Shipping Point	Transportation Mode	Tons	Effective Purchase Price (\$/Ton)	Additional Shorthaul & Loading Charges (\$/Ton)	Rail Rate (\$/Ton)	Other Rail Charges (\$/Ton)	River Barge Rate (\$/Ton)	Trans-loading Rate (\$/Ton)	Ocean Barge Rate (\$/Ton)	Other Water Charges (\$/Ton)	Other Related Charges (\$/Ton)	Transportation Charges (\$/Ton)	F.O.B. Plant Price (\$/Ton)
(a)	(b)	(c)	(d)	(e)	(f)	(g)	(h)	(i)	(j)	(k)	(l)	(m)	(n)	(o)	(p)	(q)
1	Central Appalachian Mining, forme	08 , Ky , 195	Pike, Ky	UR	37,317	\$34.75	N/A	\$21.90	\$1.01	N/A	N/A	N/A	N/A	N/A	\$22.91	\$57.66
2	Progress Fuels Corporation	08 , Ky , 119	Knott, Ky	UR	27,473	\$49.45	N/A	\$23.31	\$1.01	N/A	N/A	N/A	N/A	N/A	\$24.32	\$73.77
3	Alliance Coal Sales Corp	08 , Ky , 195	Pike, Ky	UR	39,185	\$34.95	N/A	\$21.90	\$1.01	N/A	N/A	N/A	N/A	N/A	\$22.91	\$57.86
4	Transfer Facility	N/A	Plaquemines, Pa	OB	98,186	\$61.23	N/A	N/A	N/A	N/A	N/A	N/A	N/A	N/A	\$6.63	\$67.86
5	Transfer Facility	N/A	Mobile, Al	OB	157,544	\$55.31	N/A	N/A	N/A	N/A	N/A	N/A	N/A	N/A	\$6.19	\$61.50

**MONTHLY REPORT OF COST AND QUALITY OF COAL FOR ELECTRIC PLANTS  
REPORT OF ADJUSTMENTS TO PREVIOUS COAL DELIVERIES**

- 1. Report for: Mo. May 2005
- 2. Reporting Company: Florida Power Corporation
- 3. Plant Name: McDuffie Coal Terminal

4. Name, Title and Telephone Number of Contact  
Person Concerning Data Submitted on this Form  
Donna M. Davis, Director - Regulatory & Adm. Services  
(727) 824-6627

5. Signature of Official Submitting Report

  
\_\_\_\_\_  
Donna M. Davis, Director - Regulatory & Adm. Services  
*DW*

6. Date Completed: July 15, 2005

**SPECIFIED  
CONFIDENTIAL  
DECLASSIFIED**

Line No.	Month Reported	Form Plant Name	Intended Generating Plant	Supplier	Original Line Number	Old Volume (tons)	Form No.	Column Title	Old Value	New Value	New F.O.B. Plant Price	Reason for Revision
(a)	(b)	(c)	(d)	(e)	(f)	(g)	(h)	(i)	(j)	(k)	(l)	(m)
1	04/05	McDuffie Coal Term	Drummond Coal Sales, Inc.		1	96,378	2A	(k) Quality Adjustments	\$0.00	<del>(\$0.62)</del>	\$ 54.88	Quality Adjustment

MONTHLY REPORT OF COST AND QUALITY OF COAL FOR ELECTRIC PLANTS  
 REPORT OF ADJUSTMENTS TO PREVIOUS COAL DELIVERIES

- 1. Report for: Mo. May 2005
- 2. Reporting Company: Florida Power Corporation
- 3. Plant Name: Transfer Facility - IMT

4. Name, Title and Telephone Number of Contact  
 Person Concerning Data Submitted on this Form  
 Donna M. Davis, Director - Regulatory & Adm. Services  
 (727) 824-6627

5. Signature of Official Submitting Report

  
 Donna M. Davis, Director - Regulatory & Adm. Services

6. Date Completed: July 15, 2005

**SPECIFIED  
 CONFIDENTIAL**

**DECLASSIFIED**

Line No.	Month Reported	Form Plant Name	Intended Generating Plant	Supplier	Original Line Number	Old Volume (tons)	Form No.	Column Title	Old Value	New Value	New F.O.B. Plant Price	Reason for Revision
(a)	(b)	(c)	(d)	(e)	(f)	(g)	(h)	(i)	(j)	(k)	(l)	(m)
1	03/05	Transfer Facility - IMT	Progress Fuels Corporation	Progress Fuels Corporation	4	27,457	2A	(k) Quality Adjustments	\$0.00	\$ (0.66)	\$ 73.59	Quality Adjustment
2	03/05	Transfer Facility - IMT	Progress Fuels Corporation	Progress Fuels Corporation	5	16,026	2A	(k) Quality Adjustments	\$0.00	\$ (1.44)	\$ 72.31	Quality Adjustment
3	04/05	Transfer Facility - IMT	Guasare Coal Sales	Guasare Coal Sales	10	50,913	2A	(k) Quality Adjustments	\$0.00	\$ 0.99	\$ 43.08	Quality Adjustment
4	04/05	Transfer Facility - IMT	Emerald International Corp	Emerald International Corp	11	1,747	2A	(k) Quality Adjustments	\$0.00	\$ (2.36)	\$ 59.74	Quality Adjustment



**MONTHLY REPORT OF COST AND QUALITY OF COAL FOR ELECTRIC PLANTS  
REPORT OF ADJUSTMENTS TO PREVIOUS COAL DELIVERIES**

- 1. Report for: Mo. May 2005
- 2. Reporting Company: Florida Power Corporation
- 3. Plant Name: Crystal River 1 & 2

4. Name, Title and Telephone Number of Contact  
Person Concerning Data Submitted on this Form  
Donna M. Davis, Director - Regulatory & Adm. Services  
(727) 824-6627

5. Signature of Official Submitting Report

  
Donna M. Davis, Director - Regulatory & Adm. Services

6. Date Completed: July 15, 2005

**SPECIFIED  
CONFIDENTIAL  
DECLASSIFIED**

Line No.	Month Reported	Form Plant Name	Intended Generating Plant	Supplier	Original Line Number	Old Volume (tons)	Form No.	Column Title	Old Value	New Value	New F.O.B. Plant Price	Reason for Revision
(a)	(b)	(c)	(d)	(e)	(f)	(g)	(h)	(i)	(j)	(k)	(l)	(m)
1	03/05	CR1&2	CR1&2	Consolidated Coal Sales	1	68,295	2A	(k) Quality Adjustments	\$0.00	\$ (0.65)	\$ 56.03	Quality Adjustment
2	04/05	CR1&2	CR1&2	Sequoia Energy, LLC	3	18,936	2A	(k) Quality Adjustments	\$0.00	\$ 0.36	\$ 69.89	Quality Adjustment

**MONTHLY REPORT OF COST AND QUALITY OF COAL FOR ELECTRIC PLANTS  
REPORT OF ADJUSTMENTS TO PREVIOUS COAL DELIVERIES**

- 1. Report for: Mo. May 2005
- 2. Reporting Company: Florida Power Corporation
- 3. Plant Name: Crystal River 4 & 5

4. Name, Title and Telephone Number of Contact Person Concerning Data Submitted on this Form  
 Donna M. Davis, Director - Regulatory & Adm. Services  
 (727) 824-6627

5. Signature of Official Submitting Report

  
 Donna M. Davis, Director - Regulatory & Adm. Services

6. Date Completed: July 15, 2005

**SPECIFIED  
CONFIDENTIAL**

**DECLASSIFIED**

Line No.	Month Reported	Form Plant Name	Intended Generating Plant	Supplier	Original Line Number	Old Volume (tons)	Form No.	Column Title	Old Value	New Value	New F.O.B. Plant Price	Reason for Revision
(a)	(b)	(c)	(d)	(e)	(f)	(g)	(h)	(i)	(j)	(k)	(l)	(m)
1	03/05	CR4&5	CR4&5	Alliance Coal Sales Corp	4	48,950	2A	(k) Quality Adjustments	\$0.00	\$ 0.87	\$ 57.80	Quality Adjustment