



JAMES A. MCGEE

ASSOCIATE GENERAL COUNSEL
PROGRESS ENERGY SERVICE CO., LLC

August 11, 2005

Ms. Blanca S. Bayó, Director
Division of the Commission Clerk
and Administrative Services
Florida Public Service Commission
2540 Shumard Oak Boulevard
Tallahassee, Florida 32399-0850

Re: Docket No. 050001-EI

Dear Ms. Bayó:

Enclosed for filing on behalf of Progress Energy Florida, Inc. are an original plus ten (10) copies of FPSC 423 forms for the month of May 2005. Forms 423-1A, 423-2, 423-2A, 423-2B, and 423-2C contained in this filing have been edited to delete certain confidential information. Progress Energy Florida, Inc.'s Request for Specified Confidential Treatment, which includes an unedited copy of the 423 forms, has been submitted for filing this date under separate cover.

Please acknowledge your receipt and filing of the above on the enclosed copy of this letter and return same to me.

Very truly yours,

A handwritten signature in black ink, appearing to read "James A. McGee".

James A. McGee

JAM:at
Enclosures
cc: Parties of record

DOCUMENT NUMBER-DATE

07846 AUG 12 05

FPSC-COMMISSION CLERK

Progress Energy Florida, Inc.

CERTIFICATE OF SERVICE

Docket No. 050001-EI

I HEREBY CERTIFY that a true copy of Progress Energy Florida, Inc.'s FPSC 423 Forms for the month of May 2005 have been furnished to the following individuals by regular U.S. Mail this 11th day of August 2005.

John Butler
Steel, Hector & Davis
215 S. Monroe Street
Suite 601
Tallahassee, FL 32301-1804

John McWhirter, Jr.
McWhirter, Reeves et al.
400 North Tampa Street
Suite 2450
Tampa, FL 33601

Jeffrey A. Stone, Esquire
Russell A. Badders, Esquire
Beggs and Lane
P. O. Box 12950
Pensacola, FL 32576-2950

Norman Horton, Jr., Esquire
Messer, Caparello & Self
P. O. Box 1876
Tallahassee, FL 32302

Lee L. Willis, Esquire
James D. Beasley, Esquire
Ausley & McMullen
P. O. Box 391
Tallahassee, FL 32302



Attorney

Adrienne Vining, Esquire
Office of the General Counsel
Economic Regulation Section
Florida Public Service Commission
2540 Shumard Oak Boulevard
Tallahassee, FL 32399-0850

Patrica A. Christensen, Esquire
Office of the Public Counsel
C/o The Florida Legislature
111 West Madison Street
Room 812
Tallahassee, FL 32399-1400

Vicki Gordon Kaufman, Esquire
McWhirter, Reeves
117 S. Gadsden Street
Tallahassee, FL 32301

FPSC FORM 423-1

MONTHLY REPORT OF COST AND QUALITY OF FUEL FOR ELECTRIC PLANTS
ORIGIN, VOLUME, DELIVERED PRICE AND AS RECEIVED QUALITY

1. REPORTING MONTH: 05/2005

2. REPORTING COMPANY: FLORIDA POWER CORPORATION

3. NAME, TITLE TELEPHONE NUMBER OF CONTACT PERSON CONCERNING DATA

SUBMITTED ON THIS FORM: DEBBIE PATTERSON, SBEA (919) 546-4047 *DDP*

4. SIGNATURE OF OFFICIAL SUBMITTED REPORT: *Kell Hnath*

KELL HNATH
MANAGER, RCO BACK OFFICE

5. DATE COMPLETED: 7/12/2005

LINE NO.	PLANT NAME	SUPPLIER NAME	SHIPPING POINT	PURCHASE TYPE	DELIVERY LOCATION	DELIVERY DATE	DELIVERY TYPE OIL	SULFUR CONTENT (%)	BTU CONTENT (Btu/gal)	VOLUME (Bbls)	DELIVERED PRICE (\$/Bbl)
(a)	(b)	(c)	(d)	(e)	(f)	(g)	(h)	(i)	(j)	(k)	(l)
1	Bartow Steam Plant	RIO Energy International, Inc	F- Rio Houston, TX	MTC	FOB TERMINAL	5/2005	FO6	1.32	157,507	340,739	\$31.0600
2	Bartow Steam Plant	RIO Energy International, Inc	F- Rio Houston, TX	MTC	FOB TERMINAL	5/2005	FO6	1.35	157,284	580,353	\$34.4300
3	Central Tampa Tank Farm	RIO Energy International, Inc	F- Rio Houston, TX	MTC	FOB PLANT	5/2005	FO2	0.04	138,911	30,148	\$72.8000
4	Debary Peakers	BP Amoco Oil	F- BP Taft, FL	MTC	FOB PLANT	5/2005	FO2	0.37	139,370	5,558	\$66.3600
5	Intercession City Peakers	BP Amoco Oil	F- BP Tampa, FL	MTC	FOB PLANT	5/2005	FO2	0.19	138,543	16,390	\$66.1000

OIC DDP 7/13/05

FPSC FORM 423-1(a)

SPECIFIED CONFIDENTIAL

MONTHLY REPORT OF COST AND QUALITY OF FUEL FOR ELECTRIC PLANTS
ORIGIN, VOLUME, DELIVERED PRICE AND AS RECEIVED QUALITY

1. REPORTING MONTH: 05/2005
2. REPORTING COMPANY: FLORIDA POWER CORPORATION

3. NAME, TITLE TELEPHONE NUMBER OF CONTACT PERSON CONCERNING DATA

SUBMITTED ON THIS FORM: DEBBIE PATTERSON, SBEA (919) 546-4047

4. SIGNATURE OF OFFICIAL SUBMITTED REPORT: [Signature]

KELLI UNATH

MANAGER, RCO BACK OFFICE

5. DATE COMPLETED: 7/12/2005


LINE NO	PLANT NAME	SUPPLIER NAME	DELIVERY LOCATION	DELIVERY DATE	TYPE OIL	VOLUME (Bbl)	INVOICE PRICE	INVOICE AMOUNT	DISCOUNT	NET AMOUNT	NET PRICE	QUALITY ADJUST	EFFECTIVE PURCHASE PRICE	TRANSPORT TO TERMINAL	ADDITIONAL TRANSPORT	OTHER CHARGES	DELIVERED PRICE	
							(\$/Bbl)	(\$)	(\$)	(\$)	(\$/Bbl)	(\$/Bbl)	(\$/Bbl)	(\$/Bbl)	(\$/Bbl)	(\$/Bbl)	(\$/Bbl)	(\$/Bbl)
1	Bartow Steam Plant	RIO Energy International, Inc	FOB TERMI	5/2005	FO6	340,739										\$0.00		\$31.06
2	Bartow Steam Plant	RIO Energy International, Inc	FOB TERMI	5/2005	FO6	580,353										\$0.00		\$34.43
3	Central Tampa Tank Farm	RIO Energy International, Inc	FOB PLANT	5/2005	FO2	30,148										\$0.00		\$72.80
4	Debary Peakers	BP Amoco Oil	FOB PLANT	5/2005	FO2	5,558										\$0.00		\$66.36
5	Intercession City Peakers	BP Amoco Oil	FOB PLANT	5/2005	FO2	16,390										\$0.00		\$66.10

MONTHLY REPORT OF COST AND QUALITY OF COAL FOR ELECTRIC PLANTS
ORIGIN, TONNAGE, DELIVERED PRICE AND AS RECEIVED QUALITY

- 1. Report for: Mo. May 2005
- 2. Reporting Company: Florida Power Corporation
- 3. Plant Name: McDuffie Coal Terminal

4. Name, Title and Telephone Number of Contact Person Concerning Data Submitted on this Form
Donna M. Davis, Director - Regulatory & Adm. Service
(727) 824-6627

5. Signature of Official Submitting Report


Donna M. Davis, Director - Regulatory & Adm. Services

6. Date Completed: July 15, 2005

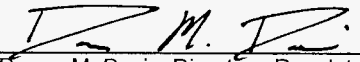
Line No.	Supplier Name	Mine Location	Purchase Type	Transportation Mode	Tons	Effective Purchase Price (\$/Ton)	Total Transportation Cost (\$/Ton)	F.O.B. Plant Price (\$/Ton)	As Received Coal Quality			
									Percent Sulfur (%)	Btu Content (Btu/lb)	Percent Ash (%)	Percent Moisture (%)
(a)	(b)	(c)	(d)	(e)	(f)	(g)	(h)	(i)	(j)	(k)	(l)	(m)
1	Drummond Coal Sales, Inc.	25 , IM , 999	MTC	GB	139,635			\$ 55.50	0.53	11,738	4.89	11.47

MONTHLY REPORT OF COST AND QUALITY OF COAL FOR ELECTRIC PLANTS
ORIGIN, TONNAGE, DELIVERED PRICE AND AS RECEIVED QUALITY

- 1. Report for: Mo. May 2005
- 2. Reporting Company: Florida Power Corporation
- 3. Plant Name: Transfer Facility - IMT

4. Name, Title and Telephone Number of Contact
Person Concerning Data Submitted on this Form
Donna M. Davis, Director - Regulatory & Adm. Services
(727) 824-6627

5. Signature of Official Submitting Report


Donna M. Davis, Director - Regulatory & Adm. Services

6. Date Completed: July 15, 2005

Line No.	Supplier Name	Mine Location	Purchase Type	Transportation Mode	Tons	Effective Purchase Price (\$/Ton)	Total Transportation Cost (\$/Ton)	F.O.B. Plant Price (\$/Ton)	As Received Coal Quality			
									Percent Sulfur (%)	Btu Content (Btu/lb)	Percent Ash (%)	Percent Moisture (%)
(a)	(b)	(c)	(d)	(e)	(f)	(g)	(h)	(i)	(j)	(k)	(l)	(m)
1	Central Coal Co.	8 , Wv , 39	MTC	B	13,507			\$ 60.81	0.64	12,310	12.78	5.59
2	Central Coal Co.	8 , Wv , 39	MTC	B	14,126			\$ 61.31	0.64	12,310	12.78	5.59
3	Progress Fuels Corporation	8 , Wv , 39	MTC	B	12,533			\$ 71.76	0.61	12,368	12.09	6.90
4	Progress Fuels Corporation	8 , Wv , 39	MTC	B	10,706			\$ 72.03	0.61	12,368	12.09	6.90
5	Progress Fuels Corporation	8 , Wv , 39	MTC	B	6,616			\$ 71.37	0.64	12,376	12.52	5.48
6	Progress Fuels Corporation	8 , Wv , 39	MTC	B	8,821			\$ 72.44	0.64	12,376	12.52	5.48
7	Keystone Coal Company	8 , Wv , 39	S	B	5,281			\$ 55.31	0.65	12,305	13.04	5.23
8	Keystone Coal Company	8 , Wv , 39	S	B	10,960			\$ 61.19	0.71	12,239	10.45	8.30
9	Emerald International Corp.	10 , Il , 59	S	B	9,374			\$ 53.85	2.87	12,475	9.27	7.33
10	Massey Coal Sales Co.	8 , Wv , 99	MTC	B	3,485			\$ 63.66	0.74	12,453	12.48	5.82
11	Massey Coal Sales Co.	8 , Wv , 99	MTC	B	27,415			\$ 63.16	0.74	12,453	12.48	5.82

MONTHLY REPORT OF COST AND QUALITY OF COAL FOR ELECTRIC PLANTS
ORIGIN, TONNAGE, DELIVERED PRICE AND AS RECEIVED QUALITY

1. Report for: Mo. May 2005

2. Reporting Company: Florida Power Corporation

3. Plant Name: Crystal River 1 & 2

4. Name, Title and Telephone Number of Contact
Person Concerning Data Submitted on this Form
Donna M. Davis, Director - Regulatory & Adm. Services
(727) 824-6627

5. Signature of Official Submitting Report


Donna M. Davis, Director - Regulatory & Adm. Services

6. Date Completed: July 15, 2005

Line No.	Supplier Name	Mine Location	Purchase Type	Transportation Mode	Tons	Effective Purchase Price (\$/Ton)	Total Transportation Cost (\$/Ton)	F.O.B. Plant Price (\$/Ton)	As Received Coal Quality			
									Percent Sulfur (%)	Btu Content (Btu/lb)	Percent Ash (%)	Percent Moisture (%)
(a)	(b)	(c)	(d)	(e)	(f)	(g)	(h)	(i)	(j)	(k)	(l)	(m)
1	Consolidated Coal Sales	08 , Ky , 119	MTC	UR	28,681			\$57.61	1.06	12,718	9.18	5.71
2	Consolidated Coal Sales	08 , Ky , 133	MTC	UR	29,024			\$57.61	1.11	12,485	11.83	5.01
3	Sequoia Energy, LLC	08 , Ky , 095	MTC	UR	19,928			\$70.29	0.97	12,837	8.48	5.34
4	Massey Coal Sales Company, Inc.	08 , Ky , 195	MTC	UR	100,658			\$64.44	1.12	12,189	11.70	6.71
5	B & W Resources, Inc.	08 , Ky , 051	MTC	UR	19,232			\$69.28	1.07	12,629	11.55	4.54

**MONTHLY REPORT OF COST AND QUALITY OF COAL FOR ELECTRIC PLANTS
ORIGIN, TONNAGE, DELIVERED PRICE AND AS RECEIVED QUALITY**

1. Report for: Mo. May 2005

2. Reporting Company: Florida Power Corporation

3. Plant Name: Crystal River 4 & 5

4. Name, Title and Telephone Number of Contact
Person Concerning Data Submitted on this Form
Donna M. Davis, Director - Regulatory & Adm. Services
(727) 824-6627

5. Signature of Official Submitting Report


Donna M. Davis, Director - Regulatory & Adm. Services

6. Date Completed: July 15, 2005

Line No.	Supplier Name	Mine Location	Purchase Type	Transportation Mode	Tons	Effective Purchase Price (\$/Ton)	Total Transportation Cost (\$/Ton)	F.O.B. Plant Price (\$/Ton)	As Received Coal Quality			
									Percent Sulfur (%)	Btu Content (Btu/lb)	Percent Ash (%)	Percent Moisture (%)
(a)	(b)	(c)	(d)	(e)	(f)	(g)	(h)	(i)	(j)	(k)	(l)	(m)
1	Central Appalachian Mining, formerly	08 , Ky ,	195	MTC	UR	37,317		\$57.66	0.69	12,652	9.78	5.98
2	Progress Fuels Corporation	08 , Ky ,	119	MTC	UR	27,473		\$73.77	0.73	12,744	9.03	6.28
3	Alliance Coal Sales Corp	08 , Ky ,	195	MTC	UR	39,185		\$57.86	0.67	12,788	8.90	5.81
4	Transfer Facility	00 N/A	000	N/A	OB	98,186		\$67.86	0.69	12,413	8.95	8.41
5	Transfer Facility	N/A		N/A	OB	157,544		\$61.50	0.53	11,720	4.92	11.57

**MONTHLY REPORT OF COST AND QUALITY OF COAL FOR ELECTRIC PLANTS
ORIGIN, TONNAGE, DELIVERED PRICE AND AS RECEIVED QUALITY**

- 1. Report for: Mo. May 2005
- 2. Reporting Company: Florida Power Corporation
- 3. Plant Name: McDuffie Coal Terminal

4. Name, Title and Telephone Number of Contact
 Person Concerning Data Submitted on this Form
 Donna M. Davis, Director - Regulatory & Adm. Services
 (727) 824-6627

5. Signature of Official Submitting Report

 Donna M. Davis, Director - Regulatory & Adm. Services

6. Date Completed: July 15, 2005

Line No.	Supplier Name	Mine Location	Purchase Type	Tons	F.O.B. Mine Price (\$/Ton)	Short Haul & Loading Charges (\$/Ton)	Original Invoice Price (\$/Ton)	Retro-active Price Increases (\$/Ton)	Base Price (\$/Ton)	Quality Adjustments (\$/Ton)	Effective Purchase Price (\$/Ton)
(a)	(b)	(c)	(d)	(e)	(f)	(g)	(h)	(i)	(j)	(k)	(l)
1	Drummond Coal Sales, Inc.	25 , IM , 999	MTC	139,635	██████████	\$ -	██████████	\$ -	██████████	██████████	██████████

MONTHLY REPORT OF COST AND QUALITY OF COAL FOR ELECTRIC PLANTS
ORIGIN, TONNAGE, DELIVERED PRICE AND AS RECEIVED QUALITY

1. Report for: Mo. May 2005

2. Reporting Company: Florida Power Corporation

3. Plant Name: Transfer Facility - IMT

4. Name, Title and Telephone Number of Contact
Person Concerning Data Submitted on this Form
Donna M. Davis, Director - Regulatory & Adm. Services
(727) 824-6627

5. Signature of Official Submitting Report


Donna M. Davis, Director - Regulatory & Adm. Services

6. Date Completed: July 15, 2005

Line No.	Supplier Name	Mine Location	Purchase Type	Tons	F.O.B. Mine Price (\$/Ton)	Short Haul & Loading Charges (\$/Ton)	Original Invoice Price (\$/Ton)	Retro-active Price Inc(Dec) (\$/Ton)	Base Price (\$/Ton)	Quality Adjustments (\$/Ton)	Effective Purchase Price (\$/Ton)
(a)	(b)	(c)	(d)	(e)	(f)	(g)	(h)	(i)	(j)	(k)	(l)
1	Central Coal Co.	08 , Wv ,	39 MTC	13,507		\$0.00		\$0.00			
2	Central Coal Co.	08 , Wv ,	39 MTC	14,126		\$0.00		\$0.00			
3	Progress Fuels Corporation	08 , Wv ,	39 MTC	12,533		\$0.00		\$0.00			
4	Progress Fuels Corporation	08 , Wv ,	39 MTC	10,706		\$0.00		\$0.00			
5	Progress Fuels Corporation	08 , Wv ,	39 MTC	6,616		\$0.00		\$0.00			
6	Progress Fuels Corporation	08 , Wv ,	39 MTC	8,821		\$0.00		\$0.00			
7	Keystone Coal Company	08 , Wv ,	39 S	5,281		\$0.00		\$0.00			
8	Keystone Coal Company	08 , Wv ,	39 S	10,960		\$0.00		\$0.00			
9	Emerald International Corp.	10 , Il ,	059 S	9,374		\$0.00		\$0.00			
10	Massey Coal Sales Co.	08 , Wv ,	099 MTC	3,485		\$0.00		\$0.00			
11	Massey Coal Sales Co.	08 , Wv ,	099 MTC	27,415		\$0.00		\$0.00			

MONTHLY REPORT OF COST AND QUALITY OF COAL FOR ELECTRIC PLANTS
ORIGIN, TONNAGE, DELIVERED PRICE AND AS RECEIVED QUALITY

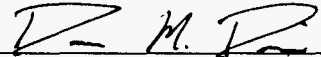
1. Report for: Mo. May 2005

2. Reporting Company: Florida Power Corporation

3. Plant Name: Crystal River 1 & 2

4. Name, Title and Telephone Number of Contact
Person Concerning Data Submitted on this Form
Donna M. Davis, Director - Regulatory & Adm. Services
(727) 824-6627

5. Signature of Official Submitting Report


Donna M. Davis, Director - Regulatory & Adm. Services

6. Date Completed: July 15, 2005

Line No.	Supplier Name	Mine Location	Purchase Type	Tons	F.O.B. Mine Price (\$/Ton)	Short Haul & Loading Charges (\$/Ton)	Original Invoice Price (\$/Ton)	Retro-active Price Increases (\$/Ton)	Base Price (\$/Ton)	Quality Adjustments (\$/Ton)	Effective Purchase Price (\$/Ton)
(a)	(b)	(c)	(d)	(e)	(f)	(g)	(h)	(i)	(j)	(k)	(l)
1	Consolidated Coal Sales	08 , Ky ,	119 MTC	28,681		\$0.00		\$0.00			
2	Consolidated Coal Sales	08 , Ky ,	133 MTC	29,024		\$0.00		\$0.00			
3	Sequoia Energy, LLC	08 , Ky ,	095 MTC	19,928		\$0.00		\$0.00			
4	Massey Coal Sales Company, Inc.	08 , Ky ,	195 MTC	100,658		\$0.00		\$0.00			
5	B & W Resources, Inc.	08 , Ky ,	051 MTC	19,232		\$0.00		\$0.00			

MONTHLY REPORT OF COST AND QUALITY OF COAL FOR ELECTRIC PLANTS
ORIGIN, TONNAGE, DELIVERED PRICE AND AS RECEIVED QUALITY

1. Report for: Mo. May 2005

2. Reporting Company: Florida Power Corporation

3. Plant Name: Crystal River 4 & 5

4. Name, Title and Telephone Number of Contact
Person Concerning Data Submitted on this Form
Donna M. Davis, Director - Regulatory & Adm. Services
(727) 824-6627

5. Signature of Official Submitting Report


Donna M. Davis, Director - Regulatory & Adm. Services

6. Date Completed: July 15, 2005

Line No.	Supplier Name	Mine Location	Purchase Type	Tons	F.O.B. Mine Price (\$/Ton)	Short Haul & Loading Charges (\$/Ton)	Original Invoice Price (\$/Ton)	Retro-active Price Increases (\$/Ton)	Base Price (\$/Ton)	Quality Adjust-ments (\$/Ton)	Effective Purchase Price (\$/Ton)
(a)	(b)	(c)	(d)	(e)	(f)	(g)	(h)	(i)	(j)	(k)	(l)
1	Central Appalachian Mining, formerly	08 , Ky ,	195 MTC	37,317		\$0.00		\$0.00			
2	Progress Fuels Corporation	08 , Ky ,	119 MTC	27,473		\$0.00		\$0.00			
3	Alliance Coal Sales Corp	08 , Ky ,	195 MTC	39,185		\$0.00		\$0.00			
4	Transfer Facility	00 N/A	000 N/A	98,186		\$0.00		\$0.00			
5	Transfer Facility	N/A	N/A	157,544		\$0.00		\$0.00			

**MONTHLY REPORT OF COST AND QUALITY OF COAL FOR ELECTRIC PLANTS
ORIGIN, TONNAGE, DELIVERED PRICE AND AS RECEIVED QUALITY**

- 1. Report for: Mo. May 2005
- 2. Reporting Company: Florida Power Corporation
- 3. Plant Name: Crystal River 1 & 2

4. Name, Title and Telephone Number of Contact Person Concerning Data Submitted on this Form
 Donna M. Davis, Director - Regulatory & Adm. Services
 (727) 824-6627

5. Signature of Official Submitting Report


 Donna M. Davis, Director - Regulatory & Adm. Services


6. Date Completed: July 15, 2005

Line No.	Supplier Name	Mine Location	Purchase Type	Tons	F.O.B. Mine Price (\$/Ton)	Short Haul & Loading Charges (\$/Ton)	Original Invoice Price (\$/Ton)	Retro-active Price Increases (\$/Ton)	Base Price (\$/Ton)	Quality Adjustments (\$/Ton)	Effective Purchase Price (\$/Ton)
(a)	(b)	(c)	(d)	(e)	(f)	(g)	(h)	(i)	(j)	(k)	(l)
1	Consolidated Coal Sales	08 , Ky ,	119 MTC	28,681		\$0.00		\$0.00			
2	Consolidated Coal Sales	08 , Ky ,	133 MTC	29,024		\$0.00		\$0.00			
3	Sequoia Energy, LLC	08 , Ky ,	095 MTC	19,928		\$0.00		\$0.00			
4	Massey Coal Sales Company, Inc.	08 , Ky ,	195 MTC	100,658		\$0.00		\$0.00			
5	B & W Resources, Inc.	08 , Ky ,	051 MTC	19,232		\$0.00		\$0.00			

**MONTHLY REPORT OF COST AND QUALITY OF COAL FOR ELECTRIC PLANTS
ORIGIN, TONNAGE, DELIVERED PRICE AND AS RECEIVED QUALITY**

1. Report for: Mo. May 2005
 2. Reporting Company: Florida Power Corporation
 3. Plant Name: Crystal River 4 & 5

4. Name, Title and Telephone Number of Contact
 Person Concerning Data Submitted on this Form
 Donna M. Davis, Director - Regulatory & Adm. Services
 (727) 824-6627

5. Signature of Official Submitting Report

 Donna M. Davis, Director - Regulatory & Adm. Services

6. Date Completed: July 15, 2005

Line No.	Supplier Name	Mine Location	Purchase Type	Tons	F.O.B. Mine Price (\$/Ton)	Short Haul & Loading Charges (\$/Ton)	Original Invoice Price (\$/Ton)	Retro-active Price Increases (\$/Ton)	Base Price (\$/Ton)	Quality Adjust-ments (\$/Ton)	Effective Purchase Price (\$/Ton)
(a)	(b)	(c)	(d)	(e)	(f)	(g)	(h)	(i)	(j)	(k)	(l)
1	Central Appalachian Mining, formerly	08 , Ky ,	195 MTC	37,317		\$0.00		\$0.00			
2	Progress Fuels Corporation	08 , Ky ,	119 MTC	27,473		\$0.00		\$0.00			
3	Alliance Coal Sales Corp	08 , Ky ,	195 MTC	39,185		\$0.00		\$0.00			
4	Transfer Facility	00 N/A	000 N/A	98,186		\$0.00		\$0.00			
5	Transfer Facility	N/A	N/A	157,544		\$0.00		\$0.00			

MONTHLY REPORT OF COST AND QUALITY OF COAL FOR ELECTRIC PLANTS
ORIGIN, TONNAGE, DELIVERED PRICE AND AS RECEIVED QUALITY

- 1. Report for: Mo. May 2005
- 2. Reporting Company: Florida Power Corporation
- 3. Plant Name: McDuffie Coal Terminal

4. Name, Title and Telephone Number of Contact
Person Concerning Data Submitted on this Form
Donna M. Davis, Director - Regulatory & Adm. Services
(727) 824-6627

5. Signature of Official Submitting Report


Donna M. Davis, Director - Regulatory & Adm. Services

6. Date Completed: July 15, 2005


Line No.	Supplier Name	Mine Location	Shipping Point	Transportation Mode	Tons	Additional										F.O.B. Plant Price (\$/Ton)
						Effective Purchase Price (\$/Ton)	Shorthaul Loading Charges (\$/Ton)	Rail Rate (\$/Ton)	Other Rail Charges (\$/Ton)	River Barge Rate (\$/Ton)	Trans-loading Rate (\$/Ton)	Ocean Barge Rate (\$/Ton)	Other Water Charges (\$/Ton)	Other Related Charges (\$/Ton)	Transportation Charges (\$/Ton)	
(a)	(b)	(c)	(d)	(e)	(f)	(g)	(h)	(i)	(j)	(k)	(l)	(m)	(n)	(o)	(p)	(q)
1	Drummond Coal Sales, Inc.	25 IM 999	Cartagena, Co	GB	139,635	████████	N/A	N/A	N/A	N/A	████████	N/A	N/A	N/A	████████	\$ 55.50

MONTHLY REPORT OF COST AND QUALITY OF COAL FOR ELECTRIC PLANTS
ORIGIN, TONNAGE, DELIVERED PRICE AND AS RECEIVED QUALITY

- 1. Report for: Mo. May 2005
- 2. Reporting Company: Florida Power Corporation
- 3. Plant Name: Transfer Facility - IMT

4. Name, Title and Telephone Number of Contact
Person Concerning Data Submitted on this Form
Donna M. Davis, Director - Regulatory & Adm. Services
(727) 824-6627

5. Signature of Official Submitting Report


Donna M. Davis, Director - Regulatory & Adm. Services

6. Date Completed: July 15, 2005

Line No.	Supplier Name	Mine Location	Shipping Point	Transportation Mode	Tons	Effective Purchase Price (\$/Ton)	Additional Shorthaul & Loading Charges (\$/Ton)	Rail Rate (\$/Ton)	Other Rail Charges (\$/Ton)	River Barge Rate (\$/Ton)	Trans-loading Rate (\$/Ton)	Ocean Barge Rate (\$/Ton)	Other Water Charges (\$/Ton)	Other Related Charges (\$/Ton)	Transportation Charges (\$/Ton)	F.O.B. Plant Price (\$/Ton)
(a)	(b)	(c)	(d)	(e)	(f)	(g)	(h)	(i)	(j)	(k)	(l)	(m)	(n)	(o)	(p)	(q)
1	Central Coal Co.	08 , Wv ,	39 Kanawha,Wv	B	13,507		N/A	N/A	N/A			N/A	N/A	N/A		\$60.81
2	Central Coal Co.	08 , Wv ,	39 Kanawha,Wv	B	14,126		N/A	N/A	N/A			N/A	N/A	N/A		\$61.31
3	Progress Fuels Corporation	08 , Wv ,	39 Kanawha,Wv	B	12,533		N/A	N/A	N/A			N/A	N/A	N/A		\$71.76
4	Progress Fuels Corporation	08 , Wv ,	39 Kanawha,Wv	B	10,706		N/A	N/A	N/A			N/A	N/A	N/A		\$72.03
5	Progress Fuels Corporation	08 , Wv ,	39 Kanawha,Wv	B	6,616		N/A	N/A	N/A			N/A	N/A	N/A		\$71.37
6	Progress Fuels Corporation	08 , Wv ,	39 Kanawha,Wv	B	8,821		N/A	N/A	N/A			N/A	N/A	N/A		\$72.44
7	Keystone Coal Company	08 , Wv ,	39 Kanawha,Wv	B	5,281		N/A	N/A	N/A			N/A	N/A	N/A		\$55.31
8	Keystone Coal Company	08 , Wv ,	39 Kanawha,Wv	B	10,960		N/A	N/A	N/A			N/A	N/A	N/A		\$61.19
9	Emerald International Corp.	10 , Il ,	059 Gallatin, IL	B	9,374		N/A	N/A	N/A			N/A	N/A	N/A		\$53.85
10	Massey Coal Sales Co.	08 , Wv ,	099 Ceredo,Wv	B	3,485		N/A	N/A	N/A			N/A	N/A	N/A		\$63.66
11	Massey Coal Sales Co.	08 , Wv ,	099 Ceredo,Wv	B	27,415		N/A	N/A	N/A			N/A	N/A	N/A		\$63.16

MONTHLY REPORT OF COST AND QUALITY OF COAL FOR ELECTRIC PLANTS
ORIGIN, TONNAGE, DELIVERED PRICE AND AS RECEIVED QUALITY

1. Report for: Mo. May 2005
2. Reporting Company: Florida Power Corporation
3. Plant Name: Crystal River 1 & 2

4. Name, Title and Telephone Number of Contact Person Concerning Data Submitted on this Form
Donna M. Davis, Director - Regulatory & Adm. Services
(727) 824-6627

5. Signature of Official Submitting Report


Donna M. Davis, Director - Regulatory & Adm. Services

6. Date Completed: July 15, 2005

Line No.	Supplier Name	Mine Location	Shipping Point	Transportation Mode	Tons	Effective Purchase Price (\$/Ton)	Additional Shorthaul & Loading Charges (\$/Ton)	Rail Rate (\$/Ton)	Other Rail Charges (\$/Ton)	River Barge Rate (\$/Ton)	Trans-loading Rate (\$/Ton)	Ocean Barge Rate (\$/Ton)	Other Water Charges (\$/Ton)	Other Related Charges (\$/Ton)	Transportation Charges (\$/Ton)	F.O.B. Plant Price (\$/Ton)
(a)	(b)	(c)	(d)	(e)	(f)	(g)	(h)	(i)	(j)	(k)	(l)	(m)	(n)	(o)	(p)	(q)
1	Consolidated Coal Sales	08 , Ky	119 Knott, Ky	UR	28,681		N/A			N/A	N/A	N/A	N/A	N/A		\$57.61
2	Consolidated Coal Sales	08 , Ky	133 Letcher, Ky	UR	29,024		N/A			N/A	N/A	N/A	N/A	N/A		\$57.61
3	Sequoia Energy, LLC	08 , Ky	095 Harlan, Ky	UR	19,928		N/A			N/A	N/A	N/A	N/A	N/A		\$70.29
4	Massey Coal Sales Company, Inc.	08 , Ky	195 Pike, Ky	UR	100,658		N/A			N/A	N/A	N/A	N/A	N/A		\$64.44
5	B & W Resources, Inc.	08 , Ky	051 Clay, Ky	UR	19,232		N/A			N/A	N/A	N/A	N/A	N/A		\$69.28

**MONTHLY REPORT OF COST AND QUALITY OF COAL FOR ELECTRIC PLANTS
ORIGIN, TONNAGE, DELIVERED PRICE AND AS RECEIVED QUALITY**

- 1. Report for: Mo. May 2005
- 2. Reporting Company: Florida Power Corporation
- 3. Plant Name: Crystal River 4 & 5

4. Name, Title and Telephone Number of Contact Person Concerning Data Submitted on this Form
 Donna M. Davis, Director - Regulatory & Adm. Services
 (727) 824-6627

5. Signature of Official Submitting Report


 Donna M. Davis, Director - Regulatory & Adm. Services

6. Date Completed: July 15, 2005

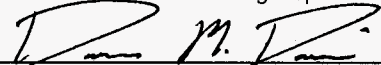
Line No.	Supplier Name	Mine Location	Shipping Point	Transportation Mode	Tons	Effective Purchase Price (\$/Ton)	Additional Shorthaul & Loading Charges (\$/Ton)	Rail Rate (\$/Ton)	Other Rail Charges (\$/Ton)	River Barge Rate (\$/Ton)	Trans-loading Rate (\$/Ton)	Ocean Barge Rate (\$/Ton)	Other Water Charges (\$/Ton)	Other Related Charges (\$/Ton)	Transportation Charges (\$/Ton)	F.O.B. Plant Price (\$/Ton)
(a)	(b)	(c)	(d)	(e)	(f)	(g)	(h)	(i)	(j)	(k)	(l)	(m)	(n)	(o)	(p)	(q)
1	Central Appalachian Mining, formerly AEP	08 , Ky ,	195 Pike, Ky	UR	37,317		N/A			N/A	N/A	N/A	N/A	N/A		\$57.66
2	Progress Fuels Corporation	08 , Ky ,	119 Knott, Ky	UR	27,473		N/A			N/A	N/A	N/A	N/A	N/A		\$73.77
3	Alliance Coal Sales Corp	08 , Ky ,	195 Pike, Ky	UR	39,185		N/A			N/A	N/A	N/A	N/A	N/A		\$57.86
4	Transfer Facility	00 N/A	000 Plaquemines. P:	OB	98,186		N/A			N/A	N/A	N/A	N/A	N/A		\$67.86
5	Transfer Facility	N/A	Mobile, Al	OB	157,544		N/A			N/A	N/A	N/A	N/A	N/A		\$61.50

**MONTHLY REPORT OF COST AND QUALITY OF COAL FOR ELECTRIC PLANTS
REPORT OF ADJUSTMENTS TO PREVIOUS COAL DELIVERIES**

- 1. Report for: Mo. May 2005
- 2. Reporting Company: Florida Power Corporation
- 3. Plant Name: McDuffie Coal Terminal

4. Name, Title and Telephone Number of Contact
 Person Concerning Data Submitted on this Form
 Donna M. Davis, Director - Regulatory & Adm. Services
 (727) 824-6627

5. Signature of Official Submitting Report



 Donna M. Davis, Director - Regulatory & Adm. Services

6. Date Completed: July 15, 2005

Line No.	Month Reported	Form Plant Name	Intended Generating Plant	Supplier	Original Line Number	Old Volume (tons)	Form No.	Column Title	Old Value	New Value	New F.O.B. Plant Price	Reason for Revision
(a)	(b)	(c)	(d)	(e)	(f)	(g)	(h)	(i)	(j)	(k)	(l)	(m)
1	04/05	McDuffie Coal Term	Drummond Coal Sales, Inc.		1	96,378	2A	(k) Quality Adjustments			\$ 54.88	Quality Adjustment

**MONTHLY REPORT OF COST AND QUALITY OF COAL FOR ELECTRIC PLANTS
REPORT OF ADJUSTMENTS TO PREVIOUS COAL DELIVERIES**

- 1. Report for: Mo. May 2005
- 2. Reporting Company: Florida Power Corporation
- 3. Plant Name: Transfer Facility - IMT

4. Name, Title and Telephone Number of Contact
Person Concerning Data Submitted on this Form
Donna M. Davis, Director - Regulatory & Adm. Services
(727) 824-6627

5. Signature of Official Submitting Report


Donna M. Davis, Director - Regulatory & Adm. Services

6. Date Completed: July 15, 2005

Line No.	Month Reported	Form Plant Name	Intended Generating Plant	Supplier	Original Line Number	Old Volume (tons)	Form No.	Column Title	Old Value	New Value	New F.O.B. Plant Price	Reason for Revision
(a)	(b)	(c)	(d)	(e)	(f)	(g)	(h)	(i)	(j)	(k)	(l)	(m)
1	03/05	Transfer Facility - IMT	Progress Fuels Corporation	Progress Fuels Corporation	4	27,457	2A	(k) Quality Adjustments			\$ 73.59	Quality Adjustment
2	03/05	Transfer Facility - IMT	Progress Fuels Corporation	Progress Fuels Corporation	5	16,026	2A	(k) Quality Adjustments			\$ 72.31	Quality Adjustment
3	04/05	Transfer Facility - IMT	Guasare Coal Sales	Guasare Coal Sales	10	50,913	2A	(k) Quality Adjustments			\$ 43.08	Quality Adjustment
4	04/05	Transfer Facility - IMT	Emerald International Corp	Emerald International Corp	11	1,747	2A	(k) Quality Adjustments			\$ 59.74	Quality Adjustment

MONTHLY REPORT OF COST AND QUALITY OF COAL FOR ELECTRIC PLANTS
 REPORT OF ADJUSTMENTS TO PREVIOUS COAL DELIVERIES

1. Report for: Mo. May 2005

2. Reporting Company: Florida Power Corporation

3. Plant Name: Crystal River 1 & 2

4. Name, Title and Telephone Number of Contact
 Person Concerning Data Submitted on this Form
 Donna M. Davis, Director - Regulatory & Adm. Services
 (727) 824-6627

5. Signature of Official Submitting Report


 Donna M. Davis, Director - Regulatory & Adm. Services


6. Date Completed: July 15, 2005

Line No.	Month Reported	Form Plant Name	Intended Generating Plant	Supplier	Original Line Number	Old Volume (tons)	Form No.	Column Title	Old Value	New Value	New F.O.B. Plant Price	Reason for Revision
(a)	(b)	(c)	(d)	(e)	(f)	(g)	(h)	(i)	(j)	(k)	(l)	(m)
1	03/05	CR1&2	CR1&2	Consolidated Coal Sales	1	68,295	2A	(k) Quality Adjustments			\$ 56.03	Quality Adjustment
2	04/05	CR1&2	CR1&2	Sequoia Energy, LLC	3	18,936	2A	(k) Quality Adjustments			\$ 69.89	Quality Adjustment

MONTHLY REPORT OF COST AND QUALITY OF COAL FOR ELECTRIC PLANTS
REPORT OF ADJUSTMENTS TO PREVIOUS COAL DELIVERIES

- 1. Report for: Mo. May 2005
- 2. Reporting Company: Florida Power Corporation
- 3. Plant Name: Crystal River 4 & 5

4. Name, Title and Telephone Number of Contact
 Person Concerning Data Submitted on this Form
 Donna M. Davis, Director - Regulatory & Adm. Services
 (727) 824-6627

5. Signature of Official Submitting Report

 Donna M. Davis, Director - Regulatory & Adm. Services

6. Date Completed: July 15, 2005

Line No.	Month Reported	Form Plant Name	Intended Generating Plant	Supplier	Original Line Number	Old Volume (tons)	Form No.	Column Title	Old Value	New Value	New F.O.B. Plant Price	Reason for Revision
(a)	(b)	(c)	(d)	(e)	(f)	(g)	(h)	(i)	(j)	(k)	(l)	(m)
1	03/05	CR4&5	CR4&5	Alliance Coal Sales Corp	4	48,950	2A	(k) Quality Adjustments			\$ 57.80	Quality Adjustment