

FPSC FORM 423-1

MONTHLY REPORT OF COST AND QUALITY OF FUEL FOR ELECTRIC PLANTS  
ORIGIN, VOLUME, DELIVERED PRICE AND AS RECEIVED QUALITY

1. REPORTING MONTH: 06/2005  
2. REPORTING COMPANY: FLORIDA POWER CORPORATION

070001-EI

3. NAME, TITLE TELEPHONE NUMBER OF CONTACT PERSON CONCERNING DATA

SUBMITTED ON THIS FORM: DEBBIE PATTERSON, SBFA (919) 546-4047

4. SIGNATURE OF OFFICIAL SUBMITTED REPORT:

KELLI HNATH  
MANAGER, RCO BACK OFFICE

5. DATE COMPLETED: 8/9/2005

DOCUMENT NUMBER - DATE

08072 AUG 19 05

FPSC - COMMISSION CLERK

LINE NO.	PLANT NAME	SUPPLIER NAME	SHIPPING POINT	PURCHASE TYPE	DELIVERY LOCATION	DELIVERY DATE	TYPE OIL	SULFER CONTENT (%)	BTU CONTENT (Btu/gal)	VOLUME (Bbls)	DELIVERED PRICE (\$/Bbl)
(a)	(b)	(c)	(d)	(e)	(f)	(g)	(h)	(i)	(j)	(k)	(l)
1	Bartow Steam Plant	RIO Energy International, Inc	F- Rio Houston, TX	MTC	FOB TERMINAL	6/2005	FO6	1.31	158,021	580,740	\$33.1900
2	Bartow Steam Plant	RIO Energy International, Inc	F- Rio Houston, TX	MTC	FOB TERMINAL	6/2005	FO6	1.27	157,408	343,153	\$33.1800
3	Debary Peakers	BP Amoco Oil	F- BP Tampa, FL	MTC	FOB PLANT	6/2005	FO2	0.04	137,491	370	\$76.2400
4	Debary Peakers	BP Amoco Oil	F- BP Taft, FL	MTC	FOB PLANT	6/2005	FO2	0.32	138,156	12,089	\$76.2400
5	Intercession City Peakers	BP Amoco Oil	F- BP Tampa, FL	MTC	FOB PLANT	6/2005	FO2	0.17	137,808	14,888	\$76.2400
6	Rio Pinar Peakers	BP Amoco Oil	F- BP Taft, FL	MTC	FOB PLANT	6/2005	FO2	0.45	138,457	540	\$76.2400
7	Suwanee Peakers	Colonial Oil Industries, Inc.	F-Colonial Jacksonville, FL	MTC	FOB PLANT	6/2005	FO2	0.50	139,500	2,907	\$76.2400
8	Suwanee Steam Plant	Colonial Oil Industries, Inc.	F-Colonial Jacksonville, FL	MTC	FOB PLANT	6/2005	FO6	1.00	152,400	19,808	\$33.1800
9	Suwanee Steam Plant	Colonial Oil Industries, Inc.	F-Colonial Jacksonville, FL	MTC	FOB PLANT	6/2005	FO6	1.00	152,400	18,956	\$33.1900
10	Suwanee Steam Plant	RIO Energy International, Inc	F- Rio Houston, TX	MTC	FOB PLANT	6/2005	FO6	0.83	155,000	19,944	\$33.5300
11	Suwanee Steam Plant	RIO Energy International, Inc	F- Rio Houston, TX	MTC	FOB PLANT	6/2005	FO6	0.83	155,000	17,126	\$33.1500

CONFIDENTIAL

DECLASSIFIED

8/31/07  
DECLASSIFIED

CONFIDENTIAL

MONTHLY REPORT OF COST AND QUALITY OF FUEL FOR ELECTRIC PLANTS  
ORIGIN, VOLUME, DELIVERED PRICE AND AS RECEIVED QUALITY

1. REPORTING MONTH: 06/2005  
2. REPORTING COMPANY: FLORIDA POWER CORPORATION

3. NAME, TITLE TELEPHONE NUMBER OF CONTACT PERSON CONCERNING DATA

SUBMITTED ON THIS FORM: DEBBIE PATTERSON, SBFA (919) 546-4047

4. SIGNATURE OF OFFICIAL SUBMITTED REPORT: \_\_\_\_\_  
KELLI HNATH  
MANAGER, RCO BACK OFFICE

5. DATE COMPLETED: 8/9/2005

LINE NO	PLANT NAME	SUPPLIER NAME	DELIVERY LOCATION	DELIVERY DATE	TYPE OIL	VOLUME (Bbl)	INVOICE PRICE (\$/Bbl)	INVOICE AMOUNT (\$)	DISCOUNT (\$)	NET AMOUNT (\$)	NET PRICE (\$/Bbl)	QUALITY ADJUST (\$/Bbl)	EFFECTIVE TRANSPORT		ADDITIONAL TRANSPORT (\$/Bbl)	OTHER CHARGES (\$/Bbl)	DELIVERED PRICE (\$/Bbl)
													PURCHASE PRICE (\$/Bbl)	TO TERMINAL (\$/Bbl)			
(a)	(b)	(c)	(d)	(e)	(f)	(g)	(h)	(i)	(j)	(k)	(l)	(m)	(n)	(o)	(p)	(q)	(r)
1	Bartow Steam Plant	RIO Energy International, Inc	FOB TERMINAL	6/2005	FO6	580,740	\$33.19	\$19,277,088.03	\$0.00	\$19,277,088.03	\$33.19	\$0.00	\$33.19	\$0.00	\$0.00	\$0.00	\$33.19
2	Bartow Steam Plant	RIO Energy International, Inc	FOB TERMINAL	6/2005	FO6	343,153	\$33.18	\$11,385,458.72	\$0.00	\$11,385,458.72	\$33.18	\$0.00	\$33.18	\$0.00	\$0.00	\$0.00	\$33.18
3	Debary Peakers	BP Amoco Oil	FOB PLANT	6/2005	FO2	370	\$76.24	\$28,210.65	\$0.00	\$28,210.65	\$76.24	\$0.00	\$76.24	\$0.00	\$0.00	\$0.00	\$76.24
4	Debary Peakers	BP Amoco Oil	FOB PLANT	6/2005	FO2	12,089	\$76.24	\$921,673.84	\$0.00	\$921,673.84	\$76.24	\$0.00	\$76.24	\$0.00	\$0.00	\$0.00	\$76.24
5	Intercession City Peakers	BP Amoco Oil	FOB PLANT	6/2005	FO2	14,888	\$76.24	\$1,135,121.11	\$0.00	\$1,135,121.11	\$76.24	\$0.00	\$76.24	\$0.00	\$0.00	\$0.00	\$76.24
6	Rio Pinar Peakers	BP Amoco Oil	FOB PLANT	6/2005	FO2	540	\$76.24	\$41,182.84	\$0.00	\$41,182.84	\$76.24	\$0.00	\$76.24	\$0.00	\$0.00	\$0.00	\$76.24
7	Suwannee Peakers	Colonial Oil Industries, Inc.	FOB PLANT	6/2005	FO2	2,907	\$76.24	\$221,644.21	\$0.00	\$221,644.21	\$76.24	\$0.00	\$76.24	\$0.00	\$0.00	\$0.00	\$76.24
8	Suwannee Steam Plant	Colonial Oil Industries, Inc.	FOB PLANT	6/2005	FO6	19,808	\$33.18	\$657,196.05	\$0.00	\$657,196.05	\$33.18	\$0.00	\$33.18	\$0.00	\$0.00	\$0.00	\$33.18
9	Suwannee Steam Plant	Colonial Oil Industries, Inc.	FOB PLANT	6/2005	FO6	18,956	\$33.19	\$629,085.33	\$0.00	\$629,085.33	\$33.19	\$0.00	\$33.19	\$0.00	\$0.00	\$0.00	\$33.19
10	Suwannee Steam Plant*	RIO Energy International, Inc	FOB PLANT	6/2005	FO6	19,944	\$33.53	\$668,827.10	\$0.00	\$668,827.10	\$33.53	\$0.00	\$33.53	\$0.00	\$0.00	\$0.00	\$33.53
11	Suwannee Steam Plant	RIO Energy International, Inc	FOB PLANT	6/2005	FO6	17,126	\$33.15	\$567,714.17	\$0.00	\$567,714.17	\$33.15	\$0.00	\$33.15	\$0.00	\$0.00	\$0.00	\$33.15

DECLASSIFIED

**MONTHLY REPORT OF COST AND QUALITY OF COAL FOR ELECTRIC PLANTS  
ORIGIN, TONNAGE, DELIVERED PRICE AND AS RECEIVED QUALITY**

- 1. Report for: Mo. June 2005
- 2. Reporting Company: Florida Power Corporation
- 3. Plant Name: McDuffie Coal Terminal

- 4. Name, Title and Telephone Number of Contact  
Person Concerning Data Submitted on this Form  
Amy B. Futrell - Business Financial Analyst  
(919) 546-2678

- 5. Signature of Official Submitting Report

*Amy B. Futrell*

Amy B. Futrell - Business Financial Analyst

- 6. Date Completed: August 15, 2005

**SPECIFIED  
CONFIDENTIAL**

**DECLASSIFIED**

Line No.	Supplier Name	Mine Location	Purchase Type	Transportation Mode	Tons	Effective Purchase Price (\$/Ton)	Total Transportation Cost (\$/Ton)	F.O.B. Plant Price (\$/Ton)	As Received Coal Quality			
									Percent Sulfur (%)	Btu Content (Btu/lb)	Percent Ash (%)	Percent Moisture (%)
(a)	(b)	(c)	(d)	(e)	(f)	(g)	(h)	(i)	(j)	(k)	(l)	(m)
1	Drummond Coal Sales, Inc.	25, IM, 999	MTC	GB	60,098	\$55.50	\$0.00	\$55.50	0.41	11,610	4.54	12.33

MONTHLY REPORT OF COST AND QUALITY OF COAL FOR ELECTRIC PLANTS  
ORIGIN, TONNAGE, DELIVERED PRICE AND AS RECEIVED QUALITY

- 1. Report for: Mo. June 2005
- 2. Reporting Company: Florida Power Corporation
- 3. Plant Name: Transfer Facility - IMT

- 4. Name, Title and Telephone Number of Contact Person Concerning Data Submitted on this Form  
Amy B. Futrell - Business Financial Analyst  
(919) 546-2678

- 5. Signature of Official Submitting Report

*Amy B Futrell*  
Amy B. Futrell Business Financial Analyst

- 6. Date Completed: August 15, 2005

**SPECIFIED  
CONFIDENTIAL**

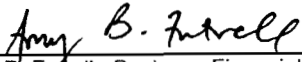
**DECLASSIFIED**

Line No.	Supplier Name	Mine Location	Purchase Type	Transportation Mode	Tons	Effective Purchase Price (\$/Ton)	Total Transportation Cost (\$/Ton)	F.O.B. Plant Price (\$/Ton)	As Received Coal Quality			
									Percent Sulfur (%)	Btu Content (Btu/lb)	Percent Ash (%)	Percent Moisture (%)
(a)	(b)	(c)	(d)	(e)	(f)	(g)	(h)	(i)	(j)	(k)	(l)	(m)
1	Central Coal Co.	08 , Wv , 39	MTC	B	23,509	\$50.50	\$10.31	\$60.81	0.65	12,311	12.98	5.34
2	Central Coal Co.	08 , Wv , 39	MTC	B	4,236	\$50.50	\$10.81	\$61.31	0.65	12,311	12.98	5.34
3	Progress Fuels Corporation	08 , Wv , 39	MTC	B	10,203	\$62.02	\$10.31	\$72.33	0.62	12,502	11.90	6.24
4	Progress Fuels Corporation	08 , Wv , 39	MTC	B	3,676	\$61.98	\$10.81	\$72.79	0.62	12,502	11.90	6.24
5	Progress Fuels Corporation	08 , Wv , 39	MTC	B	15,145	\$61.17	\$10.31	\$71.48	0.65	12,356	12.60	5.57
6	Progress Fuels Corporation	08 , Wv , 39	MTC	B	9,012	\$61.49	\$10.81	\$72.30	0.65	12,356	12.60	5.57
7	Massey Coal Sales Co.	08 , Wv , 099	MTC	B	6,483	\$54.30	\$8.86	\$63.16	0.66	12,384	11.81	6.23
8	Massey Coal Sales Co.	08 , Wv , 099	MTC	B	23,592	\$54.30	\$9.36	\$63.66	0.66	12,384	11.81	6.23
9	Emerald International Corp.	10 , Il , 059	S	B	20,874	\$50.75	\$2.10	\$52.85	3.01	12,179	9.21	8.32
10	Guasare Coal American, Inc.	50 , IM , 999	MTC	B	105,636	\$40.19	\$1.90	\$42.09	0.70	13,144	5.73	6.59

**MONTHLY REPORT OF COST AND QUALITY OF COAL FOR ELECTRIC PLANTS  
ORIGIN, TONNAGE, DELIVERED PRICE AND AS RECEIVED QUALITY**

- 1. Report for: Mo. June 2005
- 2. Reporting Company: Florida Power Corporation
- 3. Plant Name: Crystal River 1 & 2

4. Name, Title and Telephone Number of Contact Person Concerning Data Submitted on this Form  
Amy B. Futrell - Business Financial Analyst  
(919) 546-2678

5. Signature of Official Submitting Report  
  
Amy B. Futrell - Business Financial Analyst

6. Date Completed: August 15, 2005

**SPECIFIED  
CONFIDENTIAL**

**DECLASSIFIED**

Line No.	Supplier Name	Mine Location	Purchase Type	Transportation Mode	Tons	Effective Purchase Price (\$/Ton)	Total Transportation Cost (\$/Ton)	F.O.B. Plant Price (\$/Ton)	As Received Coal Quality			
									Percent Sulfur (%)	Btu Content (Btu/lb)	Percent Ash (%)	Percent Moisture (%)
(a)	(b)	(c)	(d)	(e)	(f)	(g)	(h)	(i)	(j)	(k)	(l)	(m)
1	Consolidated Coal Sales	08 , Ky , 119	MTC	UR	59,769	\$34.70	\$23.10	\$57.80	1.15	12,710	9.09	5.83
2	Consolidated Coal Sales	08 , Ky , 133	MTC	UR	18,980	\$34.70	\$23.10	\$57.80	1.21	12,781	9.62	5.06
3	Sequoia Energy, LLC	08 , Ky , 095	MTC	UR	9,404	\$47.00	\$22.97	\$69.97	0.96	12,646	9.16	6.50
4	Massey Coal Sales Company, Inc.	08 , Ky , 195	MTC	UR	59,545	\$41.53	\$23.10	\$64.63	1.15	12,288	11.26	6.54
5	B & W Resources, Inc.	08 , Ky , 051	MTC	UR	19,278	\$46.50	\$22.97	\$69.47	1.01	12,351	12.08	5.22
6	Transfer Facility	N/A	N/A	OB	32,604	\$55.43	\$6.76	\$62.19	0.98	12,502	7.49	9.31

**MONTHLY REPORT OF COST AND QUALITY OF COAL FOR ELECTRIC PLANTS  
ORIGIN, TONNAGE, DELIVERED PRICE AND AS RECEIVED QUALITY**

- 1. Report for: Mo. June 2005
- 2. Reporting Company: Florida Power Corporation
- 3. Plant Name: Crystal River 4 & 5

4. Name, Title and Telephone Number of Contact  
Person Concerning Data Submitted on this Form  
Amy B. Futrell - Business Financial Analyst  
(919) 546-2678

5. Signature of Official Submitting Report

*Amy B. Futrell*  
\_\_\_\_\_  
Amy B. Futrell Business Financial Analyst

6. Date Completed: August 15, 2005

**DECLASSIFIED SPECIFIED  
CONFIDENTIAL**

Line No.	Supplier Name	Mine Location	Purchase Type	Transportation Mode	Tons	Effective Purchase Price (\$/Ton)	Total Transportation Cost (\$/Ton)	F.O.B. Plant Price (\$/Ton)	As Received Coal Quality			
									Percent Sulfur (%)	Btu Content (Btu/lb)	Percent Ash (%)	Percent Moisture (%)
(a)	(b)	(c)	(d)	(e)	(f)	(g)	(h)	(i)	(j)	(k)	(l)	(m)
1	Central Appalachian Mining, formerly	08 , Ky , 195	MTC	UR	55,163	\$34.75	\$23.10	\$57.85	0.68	12,553	10.64	5.77
2	Progress Fuels Corporation	08 , Ky , 119	MTC	UR	28,246	\$48.96	\$24.50	\$73.46	0.73	12,618	9.69	6.27
3	Alliance Coal Sales Corp	08 , Ky , 195	MTC	UR	68,420	\$34.95	\$23.10	\$58.05	0.63	12,817	8.84	5.65
4	Transfer Facility	N/A	N/A	OB	128,324	\$53.85	\$6.77	\$60.62	0.67	12,171	9.45	9.20
5	Transfer Facility	N/A	N/A	OB	47,116	\$56.11	\$6.74	\$62.85	0.42	11,614	4.57	12.31

MONTHLY REPORT OF COST AND QUALITY OF COAL FOR ELECTRIC PLANTS  
ORIGIN, TONNAGE, DELIVERED PRICE AND AS RECEIVED QUALITY

- 1. Report for: Mo. June 2005
- 2. Reporting Company: Florida Power Corporation
- 3. Plant Name: McDuffie Coal Terminal

4. Name, Title and Telephone Number of Contact  
Person Concerning Data Submitted on this Form  
Amy B. Futrell - Business Financial Analyst  
(919) 546-2678

5. Signature of Official Submitting Report

  
\_\_\_\_\_  
Amy B. Futrell - Business Financial Analyst

6. Date Completed: August 15, 2005

**SPECIFIED  
CONFIDENTIAL**

**DECLASSIFIED**

Line No.	Supplier Name	Mine Location	Purchase Type	Tons	F.O.B. Mine Price (\$/Ton)	Short Haul & Loading Charges (\$/Ton)	Original Invoice Price (\$/Ton)	Retro-active Price Increases (\$/Ton)	Base Price (\$/Ton)	Quality Adjustments (\$/Ton)	Effective Purchase Price (\$/Ton)
(a)	(b)	(c)	(d)	(e)	(f)	(g)	(h)	(i)	(j)	(k)	(l)
1	Drummond Coal Sales, Inc.	25 , IM , 999	MTC	60,098	\$55.50	\$0.00	\$55.50	\$0.00	\$55.50	\$0.00	\$55.50

**MONTHLY REPORT OF COST AND QUALITY OF COAL FOR ELECTRIC PLANTS  
ORIGIN, TONNAGE, DELIVERED PRICE AND AS RECEIVED QUALITY**

- 1. Report for: Mo. June 2005
- 2. Reporting Company: Florida Power Corporation
- 3. Plant Name: Transfer Facility - IMT

4. Name, Title and Telephone Number of Contact  
Person Concerning Data Submitted on this Form  
Amy B. Futrell - Business Financial Analyst  
(919) 546-2678

5. Signature of Official Submitting Report

  
Amy B. Futrell - Business Financial Analyst

6. Date Completed: August 15, 2005

**DECLASSIFIED SPECIFIED  
CONFIDENTIAL**

Line No.	Supplier Name	Mine Location	Purchase Type	Tons	F.O.B. Mine Price (\$/Ton)	Short Haul & Loading Charges (\$/Ton)	Original Invoice Price (\$/Ton)	Retro-active Price Inc(Dec) (\$/Ton)	Base Price (\$/Ton)	Quality Adjust-ments (\$/Ton)	Effective Purchase Price (\$/Ton)
(a)	(b)	(c)	(d)	(e)	(f)	(g)	(h)	(i)	(j)	(k)	(l)
1	Central Coal Co.	08 , Wv , 39	MTC	23,509	\$50.50	\$0.00	\$50.50	\$0.00	\$50.50	\$0.00	\$50.50
2	Central Coal Co.	08 , Wv , 39	MTC	4,236	\$50.50	\$0.00	\$50.50	\$0.00	\$50.50	\$0.00	\$50.50
3	Progress Fuels Corporation	08 , Wv , 39	MTC	10,203	\$62.00	\$0.00	\$62.00	\$0.00	\$62.00	\$0.02	\$62.02
4	Progress Fuels Corporation	08 , Wv , 39	MTC	3,676	\$62.00	\$0.00	\$62.00	\$0.00	\$62.00	(\$0.02)	\$61.98
5	Progress Fuels Corporation	08 , Wv , 39	MTC	15,145	\$62.00	\$0.00	\$62.00	\$0.00	\$62.00	(\$0.83)	\$61.17
6	Progress Fuels Corporation	08 , Wv , 39	MTC	9,012	\$62.00	\$0.00	\$62.00	\$0.00	\$62.00	(\$0.51)	\$61.49
7	Massey Coal Sales Co.	08 , Wv , 099	MTC	6,483	\$54.30	\$0.00	\$54.30	\$0.00	\$54.30	\$0.00	\$54.30
8	Massey Coal Sales Co.	08 , Wv , 099	MTC	23,592	\$54.30	\$0.00	\$54.30	\$0.00	\$54.30	\$0.00	\$54.30
9	Emerald International Corp.	10 , Il , 059	S	20,874	\$50.00	\$0.00	\$50.00	\$0.00	\$50.00	\$0.75	\$50.75
10	Guasare Coal American, Inc.	50 , IM , 999	MTC	105,636	\$40.19	\$0.00	\$40.19	\$0.00	\$40.19	\$0.00	\$40.19

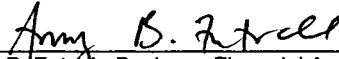


**MONTHLY REPORT OF COST AND QUALITY OF COAL FOR ELECTRIC PLANTS  
ORIGIN, TONNAGE, DELIVERED PRICE AND AS RECEIVED QUALITY**

- 1. Report for: Mo. June 2005
- 2. Reporting Company: Florida Power Corporation
- 3. Plant Name: Crystal River 1 & 2

4. Name, Title and Telephone Number of Contact  
Person Concerning Data Submitted on this Form  
Amy B. Futrell - Business Financial Analyst  
(919) 546-2678

5. Signature of Official Submitting Report

  
Amy B. Futrell - Business Financial Analyst

6. Date Completed: August 15, 2005

**DECLASSIFIED SPECIFIED CONFIDENTIAL**

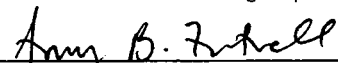
Line No.	Supplier Name	Mine Location	Purchase Type	Tons	F.O.B. Mine Price (\$/Ton)	Short Haul & Loading Charges (\$/Ton)	Original Invoice Price (\$/Ton)	Retro-active Price Inc(Dec) (\$/Ton)	Base Price (\$/Ton)	Quality Adjust-ments (\$/Ton)	Effective Purchase Price (\$/Ton)
(a)	(b)	(c)	(d)	(e)	(f)	(g)	(h)	(i)	(j)	(k)	(l)
1	Consolidated Coal Sales	08 , Ky , 119	MTC	59,769	\$34.70	\$0.00	\$34.70	\$0.00	\$34.70	\$0.00	\$34.70
2	Consolidated Coal Sales	08 , Ky , 133	MTC	18,980	\$34.70	\$0.00	\$34.70	\$0.00	\$34.70	\$0.00	\$34.70
3	Sequoia Energy, LLC	08 , Ky , 095	MTC	9,404	\$47.00	\$0.00	\$47.00	\$0.00	\$47.00	\$0.00	\$47.00
4	Massey Coal Sales Company, Inc.	08 , Ky , 195	MTC	59,545	\$41.53	\$0.00	\$41.53	\$0.00	\$41.53	\$0.00	\$41.53
5	B & W Resources, Inc.	08 , Ky , 051	MTC	19,278	\$46.50	\$0.00	\$46.50	\$0.00	\$46.50	\$0.00	\$46.50
6	Transfer Facility	N/A	N/A	32,604	\$55.43	\$0.00	\$55.43	\$0.00	\$55.43	\$0.00	\$55.43

MONTHLY REPORT OF COST AND QUALITY OF COAL FOR ELECTRIC PLANTS  
ORIGIN, TONNAGE, DELIVERED PRICE AND AS RECEIVED QUALITY

- 1. Report for: Mo. June 2005
- 2. Reporting Company: Florida Power Corporation
- 3. Plant Name: Crystal River 4 & 5

4. Name, Title and Telephone Number of Contact  
Person Concerning Data Submitted on this Form  
Amy B. Futrell - Business Financial Analyst  
(919) 546-2678

5. Signature of Official Submitting Report

  
Amy B. Futrell - Business Financial Analyst

6. Date Completed: August 15, 2005

**SPECIFIED  
CONFIDENTIAL**

**DECLASSIFIED**

Line No.	Supplier Name	Mine Location	Purchase Type	Tons	F.O.B. Mine Price (\$/Ton)	Short Haul & Loading Charges (\$/Ton)	Original Invoice Price (\$/Ton)	Retro-active Price Inc(Dec) (\$/Ton)	Base Price (\$/Ton)	Quality Adjust-ments (\$/Ton)	Effective Purchase Price (\$/Ton)
(a)	(b)	(c)	(d)	(e)	(f)	(g)	(h)	(i)	(j)	(k)	(l)
1	Central Appalachian Mining, formerly	08 , Ky , 195	MTC	55,163	\$34.75	\$0.00	\$34.75	\$0.00	\$34.75	\$0.00	\$34.75
2	Progress Fuels Corporation	08 , Ky , 119	MTC	28,246	\$48.50	\$0.00	\$48.50	\$0.00	\$48.50	\$0.46	\$48.96
3	Alliance Coal Sales Corp	08 , Ky , 195	MTC	68,420	\$34.95	\$0.00	\$34.95	\$0.00	\$34.95	\$0.00	\$34.95
4	Transfer Facility	N/A	N/A	128,324	\$53.85	\$0.00	\$53.85	\$0.00	\$53.85	N/A	\$53.85
5	Transfer Facility	N/A	N/A	47,116	\$56.11	\$0.00	\$56.11	\$0.00	\$56.11	N/A	\$56.11

MONTHLY REPORT OF COST AND QUALITY OF COAL FOR ELECTRIC PLANTS  
ORIGIN, TONNAGE, DELIVERED PRICE AND AS RECEIVED QUALITY

- 1. Report for: Mo. June 2005
- 2. Reporting Company: Florida Power Corporation
- 3. Plant Name: McDuffie Coal Terminal

4. Name, Title and Telephone Number of Contact  
Person Concerning Data Submitted on this Form  
Amy B. Futrell - Business Financial Analyst  
(919) 546-2678

5. Signature of Official Submitting Report

*Amy B. Futrell*  
\_\_\_\_\_  
Amy B. Futrell - Business Financial Analyst

6. Date Completed: August 15, 2005

**SPECIFIED  
CONFIDENTIAL**

**DECLASSIFIED**

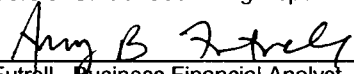
Line No.	Supplier Name	Mine Location	Shipping Point	Transportation Mode	Tons	Effective Purchase Price (\$/Ton)	Additional Shorthaul & Loading Charges (\$/Ton)	Rail Rate (\$/Ton)	Other Rail Charges (\$/Ton)	River Barge Rate (\$/Ton)	Trans-loading Rate (\$/Ton)	Ocean Barge Rate (\$/Ton)	Other Water Charges (\$/Ton)	Other Related Charges (\$/Ton)	Transportation Charges (\$/Ton)	F.O.B. Plant Price (\$/Ton)
(a)	(b)	(c)	(d)	(e)	(f)	(g)	(h)	(i)	(j)	(k)	(l)	(m)	(n)	(o)	(p)	(q)
1	Drummond Coal Sales, Inc.	25 , IM , 999	Cartagena, Col	GB	60,098	\$55.50	N/A	N/A	N/A	N/A	\$0.00	N/A	N/A	N/A	\$0.00	\$55.50

**MONTHLY REPORT OF COST AND QUALITY OF COAL FOR ELECTRIC PLANTS  
ORIGIN, TONNAGE, DELIVERED PRICE AND AS RECEIVED QUALITY**

- 1. Report for: Mo. June 2005
- 2. Reporting Company: Florida Power Corporation
- 3. Plant Name: Transfer Facility - IMT

- 4. Name, Title and Telephone Number of Contact Person Concerning Data Submitted on this Form  
Amy B. Futrell - Business Financial Analyst  
(919) 546-2678

- 5. Signature of Official Submitting Report

  
\_\_\_\_\_  
Amy B. Futrell - Business Financial Analyst

- 6. Date Completed: August 15, 2005

**DECLASSIFIED SPECIFIED CONFIDENTIAL**

Line No.	Supplier Name	Mine Location	Shipping Point	Transportation Mode	Tons	Effective Purchase Price (\$/Ton)	Additional Shorthaul & Loading Charges (\$/Ton)	Rail Rate (\$/Ton)	Other Rail Charges (\$/Ton)	River Barge Rate (\$/Ton)	Trans-loading Rate (\$/Ton)	Ocean Barge Rate (\$/Ton)	Other Water Charges (\$/Ton)	Other Related Charges (\$/Ton)	Transportation Charges (\$/Ton)	F.O.B. Plant Price (\$/Ton)
1	Central Coal Co.	08 , Wv ,	39 Kanawha,Wv	B	23,509	\$50.50	N/A	N/A	N/A	\$8.71	\$1.60	N/A	N/A	N/A	\$10.31	\$60.81
2	Central Coal Co.	08 , Wv ,	39 Kanawha,Wv	B	4,236	\$50.50	N/A	N/A	N/A	\$8.71	\$2.10	N/A	N/A	N/A	\$10.81	\$61.31
3	Progress Fuels Corporation	08 , Wv ,	39 Kanawha,Wv	B	10,203	\$62.02	N/A	N/A	N/A	\$8.71	\$1.60	N/A	N/A	N/A	\$10.31	\$72.33
4	Progress Fuels Corporation	08 , Wv ,	39 Kanawha,Wv	B	3,676	\$61.98	N/A	N/A	N/A	\$8.71	\$2.10	N/A	N/A	N/A	\$10.81	\$72.79
5	Progress Fuels Corporation	08 , Wv ,	39 Kanawha,Wv	B	15,145	\$61.17	N/A	N/A	N/A	\$8.71	\$1.60	N/A	N/A	N/A	\$10.31	\$71.48
6	Progress Fuels Corporation	08 , Wv ,	39 Kanawha,Wv	B	9,012	\$61.49	N/A	N/A	N/A	\$8.71	\$2.10	N/A	N/A	N/A	\$10.81	\$72.30
7	Massey Coal Sales Co.	08 , Wv ,	099 Ceredo,Wv	B	6,483	\$54.30	N/A	N/A	N/A	\$7.26	\$1.60	N/A	N/A	N/A	\$8.86	\$63.16
8	Massey Coal Sales Co.	08 , Wv ,	099 Ceredo,Wv	B	23,592	\$54.30	N/A	N/A	N/A	\$7.26	\$2.10	N/A	N/A	N/A	\$9.36	\$63.66
9	Emerald International Corp.	10 , Il ,	059 Gallatin, IL	B	20,874	\$50.75	N/A	N/A	N/A	\$0.00	\$2.10	N/A	N/A	N/A	\$2.10	\$52.85
10	Guasare Coal American, Inc.	50 , IM ,	999 Maracaibo, VZ	B	105,636	\$40.19	N/A	N/A	N/A	\$0.00	\$1.90	N/A	N/A	N/A	\$1.90	\$42.09

MONTHLY REPORT OF COST AND QUALITY OF COAL FOR ELECTRIC PLANTS  
ORIGIN, TONNAGE, DELIVERED PRICE AND AS RECEIVED QUALITY

- 1. Report for: Mo. June 2005
- 2. Reporting Company: Florida Power Corporation
- 3. Plant Name: Crystal River 1 & 2

4. Name, Title and Telephone Number of Contact Person Concerning Data Submitted on this Form  
Amy B. Futrell - Business Financial Analyst  
(919) 546-2678

5. Signature of Official Submitting Report

*Amy B. Futrell*  
\_\_\_\_\_  
Amy B. Futrell - Business Financial Analyst

6. Date Completed: August 15, 2005

**SPECIFIED  
CONFIDENTIAL**

**DECLASSIFIED**

Line No.	Supplier Name	Mine Location	Shipping Point	Transportation Mode	Tons	Effective Purchase Price (\$/Ton)	Additional Shorthaul & Loading Charges (\$/Ton)	Rail Rate (\$/Ton)	Other Rail Charges (\$/Ton)	River Barge Rate (\$/Ton)	Trans-loading Rate (\$/Ton)	Ocean Barge Rate (\$/Ton)	Other Water Charges (\$/Ton)	Other Related Charges (\$/Ton)	Transportation Charges (\$/Ton)	F.O.B. Plant Price (\$/Ton)
(a)	(b)	(c)	(d)	(e)	(f)	(g)	(h)	(i)	(j)	(k)	(l)	(m)	(n)	(o)	(p)	(q)
1	Consolidated Coal Sales	08 , Ky , 119	Knott, Ky	UR	59,769	\$34.70	N/A	\$21.82	\$1.28	N/A	N/A	N/A	N/A	N/A	\$23.10	\$57.80
2	Consolidated Coal Sales	08 , Ky , 133	Letcher, Ky	UR	18,980	\$34.70	N/A	\$21.82	\$1.28	N/A	N/A	N/A	N/A	N/A	\$23.10	\$57.80
3	Sequoia Energy, LLC	08 , Ky , 095	Harlan, Ky	UR	9,404	\$47.00	N/A	\$21.69	\$1.28	N/A	N/A	N/A	N/A	N/A	\$22.97	\$69.97
4	Massey Coal Sales Company, Inc.	08 , Ky , 195	Pike, Ky	UR	59,545	\$41.53	N/A	\$21.82	\$1.28	N/A	N/A	N/A	N/A	N/A	\$23.10	\$64.63
5	B & W Resources, Inc.	08 , Ky , 051	Clay, Ky	UR	19,278	\$46.50	N/A	\$21.69	\$1.28	N/A	N/A	N/A	N/A	N/A	\$22.97	\$69.47
6	Transfer Facility	N/A	Plaquemines Parrish, LA	OB	32,604	\$55.43	N/A	N/A	N/A	N/A	N/A	N/A	N/A	N/A	\$6.76	\$62.19

MONTHLY REPORT OF COST AND QUALITY OF COAL FOR ELECTRIC PLANTS  
ORIGIN, TONNAGE, DELIVERED PRICE AND AS RECEIVED QUALITY

- 1. Report for: Mo. June 2005
- 2. Reporting Company: Florida Power Corporation
- 3. Plant Name: Crystal River 4 & 5

4. Name, Title and Telephone Number of Contact  
Person Concerning Data Submitted on this Form  
Amy B. Futrell - Business Financial Analyst  
(919) 546-2678

5. Signature of Official Submitting Report

*Amy B. Futrell*  
\_\_\_\_\_  
Amy B. Futrell - Business Financial Analyst

6. Date Completed: August 15, 2005

**SPECIFIED  
CONFIDENTIAL**

**DECLASSIFIED**

Line No.	Supplier Name	Mine Location	Shipping Point	Transportation Mode	Tons	Effective Purchase Price (\$/Ton)	Additional Shorthaul & Loading Charges (\$/Ton)	Rail Rate (\$/Ton)	Other Rail Charges (\$/Ton)	River Barge Rate (\$/Ton)	Trans-loading Rate (\$/Ton)	Ocean Barge Rate (\$/Ton)	Other Water Charges (\$/Ton)	Other Related Charges (\$/Ton)	Transportation Charges (\$/Ton)	F.O.B. Plant Price (\$/Ton)
(a)	(b)	(c)	(d)	(e)	(f)	(g)	(h)	(i)	(j)	(k)	(l)	(m)	(n)	(o)	(p)	(q)
1	Central Appalachian Mining, forme	08 , Ky , 195	Pike, Ky	UR	55,163	\$34.75	N/A	\$21.82	\$1.28	N/A	N/A	N/A	N/A	N/A	\$23.10	\$57.85
2	Progress Fuels Corporation	08 , Ky , 119	Knott, Ky	UR	28,246	\$48.96	N/A	\$23.22	\$1.28	N/A	N/A	N/A	N/A	N/A	\$24.50	\$73.46
3	Alliance Coal Sales Corp	08 , Ky , 195	Pike, Ky	UR	68,420	\$34.95	N/A	\$21.82	\$1.28	N/A	N/A	N/A	N/A	N/A	\$23.10	\$58.05
4	Transfer Facility	N/A	Plaquemines, Pa	OB	128,324	\$53.85	N/A	N/A	N/A	N/A	N/A	N/A	N/A	N/A	\$6.77	\$60.62
5	Transfer Facility	N/A	Mobile, Al	OB	47,116	\$56.11	N/A	N/A	N/A	N/A	N/A	N/A	N/A	N/A	\$6.74	\$62.85

MONTHLY REPORT OF COST AND QUALITY OF COAL FOR ELECTRIC PLANTS  
 REPORT OF ADJUSTMENTS TO PREVIOUS COAL DELIVERIES

- 1. Report for: Mo. June 2005
- 2. Reporting Company: Florida Power Corporation
- 3. Plant Name: McDuffie Coal Terminal

4. Name, Title and Telephone Number of Contact Person Concerning Data Submitted on this Form  
 Amy B. Futrell - Business Financial Analyst  
 (919) 546-2678

5. Signature of Official Submitting Report

Amy B. Futrell  
 Amy B. Futrell - Business Financial Analyst

6. Date Completed: August 15, 2005

**SPECIFIED  
 CONFIDENTIAL**

**DECLASSIFIED**

Line No.	Month Reported	Form Plant Name	Intended Generating Plant	Supplier	Original Line Number	Old Volume (tons)	Form No.	Column Title	Old Value	New Value	New F.O.B. Plant Price	Reason for Revision
(a)	(b)	(c)	(d)	(e)	(f)	(g)	(h)	(i)	(j)	(k)	(l)	(m)
1	05/05	McDuffie Coal Term	Drummond Coal Sales, Inc.		1	139,635	2A	(k) Quality Adjustments	\$0.00	\$0.18	\$ 55.68	Quality Adjustment

**MONTHLY REPORT OF COST AND QUALITY OF COAL FOR ELECTRIC PLANTS  
REPORT OF ADJUSTMENTS TO PREVIOUS COAL DELIVERIES**

- 1. Report for: Mo. June 2005
- 2. Reporting Company: Florida Power Corporation
- 3. Plant Name: Transfer Facility - IMT

4. Name, Title and Telephone Number of Contact Person Concerning Data Submitted on this Form  
Amy B. Futrell - Business Financial Analyst  
(919) 546-2678

5. Signature of Official Submitting Report

*Amy B Futrell*  
\_\_\_\_\_  
Amy B. Futrell - Business Financial Analyst

6. Date Completed: August 15, 2005

**DECLASSIFIED SPECIFIED CONFIDENTIAL**

Line No.	Month Reported	Form Plant Name	Intended Generating Plant	Supplier	Original Line Number	Old Volume (tons)	Form No.	Column Title	Old Value	New Value	New F.O.B. Plant Price	Reason for Revision
(a)	(b)	(c)	(d)	(e)	(f)	(g)	(h)	(i)	(j)	(k)	(l)	(m)
1	01/05	Transfer Facility - IMT	Progress Fuels Corporation		4	22,902	2A	(k) Quality Adjustments	\$0.00	\$ (0.52)	\$ 49.98	Quality Adjustment
2	01/05	Transfer Facility - IMT	Progress Fuels Corporation		5	9,377	2A	(k) Quality Adjustments	\$0.00	\$ (1.03)	\$ 49.97	Quality Adjustment
3	04/05	Transfer Facility - IMT	Keystone Coal Company		8	3,546	2A	(k) Quality Adjustments	\$0.00	\$ (0.14)	\$ 55.17	Quality Adjustment
4	04/05	Transfer Facility - IMT	Keystone Coal Company		9	3,444	2A	(k) Quality Adjustments	\$0.00	\$ (0.14)	\$ 55.67	Quality Adjustment
5	04/05	Transfer Facility - IMT	Guasare Coal Sales		1	93,837	2C	(k) New Value	\$1.52	\$ 1.46	\$ 43.55	Quality Adjustment
6	04/05	Transfer Facility - IMT	Guasare Coal Sales		2	7,481	2C	(k) New Value	\$1.72	\$ 1.58	\$ 42.12	Quality Adjustment
7	04/05	Transfer Facility - IMT	Central Coal Co.		1	14,514	2	(f) Tons	14,514	3,916		Tonnage Correction
8	04/05	Transfer Facility - IMT	Central Coal Co.		1	14,514	2	(f) Tons	14,514	10,598		Tonnage Correction
9	04/05	Transfer Facility - IMT	Central Coal Co.		1	3,916	2	(h) Total Transportation	\$10.31	\$ 11.75	\$ 62.25	Rate change
10	04/05	Transfer Facility - IMT	Central Coal Co.		2	13,394	2	(f) Tons	13,394	5,171		Tonnage Correction
11	04/05	Transfer Facility - IMT	Central Coal Co.		2	13,394	2	(f) Tons	13,394	8,223		Tonnage Correction
12	04/05	Transfer Facility - IMT	Central Coal Co.		2	5,171	2	(h) Total Transportation	\$10.81	\$ 12.25	\$ 62.75	Rate change
13	04/05	Transfer Facility - IMT	Central Coal Co.		3	1,767	2	(h) Total Transportation	\$10.31	\$ 11.75	\$ 54.35	Rate change
14	04/05	Transfer Facility - IMT	Progress Fuels Corporation		4	19,541	2	(f) Tons	19,541	12,687		Tonnage Correction
15	04/05	Transfer Facility - IMT	Progress Fuels Corporation		4	19,541	2	(f) Tons	19,541	6,854		Tonnage Correction



MONTHLY REPORT OF COST AND QUALITY OF COAL FOR ELECTRIC PLANTS  
 REPORT OF ADJUSTMENTS TO PREVIOUS COAL DELIVERIES

Page 2 of 2

- 1. Report for: Mo. June 2005
- 2. Reporting Company: Florida Power Corporation
- 3. Plant Name: Transfer Facility - IMT

4. Name, Title and Telephone Number of Contact Person Concerning Data Submitted on this Form  
 Amy B. Futrell - Business Financial Analyst  
 (919) 546-2678

5. Signature of Official Submitting Report

*Amy B Futrell*  
 Amy B. Futrell - Business Financial Analyst

6. Date Completed: August 15, 2005

SPECIFIED  
 CONFIDENTIAL

**DECLASSIFIED**

Line No.	Month Reported	Form Plant Name	Intended Generating Plant	Supplier	Original Line Number	Old Volume (tons)	Form No.	Column Title	Old Value	New Value	New F.O.B. Plant Price	Reason for Revision
(a)	(b)	(c)	(d)	(e)	(f)	(g)	(h)	(i)	(j)	(k)	(l)	(m)
16	04/05	Transfer Facility - IMT	Progress Fuels Corporation		4	12,687	2	(h) Total Transportation	\$10.31	\$ 11.75	\$ 73.03	Rate change
17	04/05	Transfer Facility - IMT	Progress Fuels Corporation		5	7,648	2	(f) Tons	7,648	700		Tonnage Correction
18	04/05	Transfer Facility - IMT	Progress Fuels Corporation		5	7,648	2	(f) Tons	7,648	6,948		Tonnage Correction
19	04/05	Transfer Facility - IMT	Progress Fuels Corporation		5	700	2	(h) Total Transportation	\$10.81	\$ 12.25	\$ 73.76	Rate change
20	04/05	Transfer Facility - IMT	Progress Fuels Corporation		6	8,689	2	(f) Tons	8,689	3,414		Tonnage Correction
21	04/05	Transfer Facility - IMT	Progress Fuels Corporation		6	8,689	2	(f) Tons	8,689	5,274		Tonnage Correction
22	04/05	Transfer Facility - IMT	Progress Fuels Corporation		6	3,414	2	(h) Total Transportation	\$10.31	\$ 11.75	\$ 73.76	Rate change

**MONTHLY REPORT OF COST AND QUALITY OF COAL FOR ELECTRIC PLANTS  
REPORT OF ADJUSTMENTS TO PREVIOUS COAL DELIVERIES**

- 1. Report for: Mo. June 2005
- 2. Reporting Company: Florida Power Corporation
- 3. Plant Name: Crystal River 1 & 2

4. Name, Title and Telephone Number of Contact Person Concerning Data Submitted on this Form  
Amy B. Futrell - Business Financial Analyst  
(919) 546-2678

5. Signature of Official Submitting Report

  
\_\_\_\_\_  
Amy B. Futrell - Business Financial Analyst

6. Date Completed: August 15, 2005

**SPECIFIED  
CONFIDENTIAL**

**DECLASSIFIED**

Line No.	Month Reported	Form Plant Name	Intended Generating Plant	Supplier	Original Line Number	Old Volume (tons)	Form No.	Column Title	Old Value	New Value	New F.O.B. Plant Price	Reason for Revision
(a)	(b)	(c)	(d)	(e)	(f)	(g)	(h)	(i)	(j)	(k)	(l)	(m)
1	04/05	CR1&2	CR1&2	Consolidated Coal Sales	1	10,495	2A	(k) Quality Adjustments	\$0.00	\$ (0.56)	\$ 56.79	Quality Adjustment
2	04/05	CR1&2	CR1&2	Consolidated Coal Sales	2	47,519	2A	(k) Quality Adjustments	\$0.00	\$ (0.56)	\$ 56.79	Quality Adjustment
3	05/05	CR1&2	CR1&2	Consolidated Coal Sales	1	28,681	2A	(k) Quality Adjustments	\$0.00	\$ (0.54)	\$ 57.07	Quality Adjustment
4	05/05	CR1&2	CR1&2	Consolidated Coal Sales	2	29,024	2A	(k) Quality Adjustments	\$0.00	\$ (0.54)	\$ 57.07	Quality Adjustment

MONTHLY REPORT OF COST AND QUALITY OF COAL FOR ELECTRIC PLANTS  
 REPORT OF ADJUSTMENTS TO PREVIOUS COAL DELIVERIES

- 1. Report for: Mo. June 2005
- 2. Reporting Company: Florida Power Corporation
- 3. Plant Name: Crystal River 4 & 5

4. Name, Title and Telephone Number of Contact  
 Person Concerning Data Submitted on this Form  
 Amy B. Futrell - Business Financial Analyst  
 (919) 546-2678

5. Signature of Official Submitting Report

Amy B. Futrell  
 Amy B. Futrell - Business Financial Analyst

6. Date Completed: August 15, 2005

**SPECIFIED  
 CONFIDENTIAL**

**DECLASSIFIED**

Line No.	Month Reported	Form Plant Name	Intended Generating Plant	Supplier	Original Line Number	Old Volume (tons)	Form No.	Column Title	Old Value	New Value	New F.O.B. Plant Price	Reason for Revision
(a)	(b)	(c)	(d)	(e)	(f)	(g)	(h)	(i)	(j)	(k)	(l)	(m)
1	04/05	CR4&5	CR4&5	Alliance Coal Sales Corp	4	39,256	2A	(k) Quality Adjustments	\$0.00	\$ 0.80	\$ 58.40	Quality Adjustment
2	05/05	CR4&5	CR4&5	Alliance Coal Sales Corp	3	39,185	2A	(k) Quality Adjustments	\$0.00	\$ 0.80	\$ 58.66	Quality Adjustment
3	04/05	CR4&5	CR4&5	Progress Fuels Corporation	3	39,572	2C	(l) New Plant Price	\$57.27	\$ 72.15	\$ 72.15	Incorrect price