



R. Wade Litchfield
Associate General Counsel
Florida Power & Light Company
700 Universe Boulevard
Juno Beach, FL 33408-0420
(561) 691-7101
(561) 691-7135 (Facsimile)

September 30, 2005

VIA HAND DELIVERY

Ms. Blanca S. Bayó, Director
Division of the Commission Clerk and
Administrative Services
Florida Public Service Commission
Betty Easley Conference Center, Room 110
2540 Shumard Oak Boulevard
Tallahassee, Florida 32399-0850

Re: Docket No. 050001-EI – Monthly Fuel Filings

Dear Ms. Bayó:

Enclosed herewith for filing are the original and five (5) copies of the following monthly fuel reports for FPL:

- (a) FPSC Forms 423-1, 423-1(a), and 423-1(b) for Florida Power & Light Company for the month of June 2005;
- (b) FPSC Forms 423-2, 423-2(a), and 423-2(b) for St. Johns River Power Park (SJRPP) for the month of June 2005; and
- (c) FPSC Forms 423-2, 423-2(a), and 423-2(b) for Plant Scherer for the month of May 2005.

FPL's Request for Confidential Classification of the information removed from FPL FPSC Form 423 1(a) and SJRPP FPSC Forms 423-2, 423-2(a), and 423-2(b) is being filed under separate cover. Should you have any questions regarding this filing, please contact me at (561) 691-7101.

Thank you for your attention to this matter, I remain,

Sincerely,

A handwritten signature in black ink, appearing to read 'R. Wade Litchfield', is written over the typed name.

R. Wade Litchfield

RWL/ec
Enclosures
cc: Service List

Doc/423 Fuel Filing/June 2005

an FPL Group company

DOCUMENT NUMBER-DATE

09332 SEP 30 05

FPSC-COMMISSION CLERK

MONTHLY REPORT OF COST AND QUALITY OF FUEL OIL FOR ELECTRIC PLANTS
ORIGIN, VOLUME, DELIVERED PRICE AND AS RECEIVED QUANTITY

1. REPORTING MONTH: JUN YEAR: 2005

2. REPORTING COMPANY: FLORIDA POWER & LIGHT COMPANY

3. NAME, TITLE TELEPHONE NUMBER OF CONTACT PERSON CONCERNING DATA
SUBMITTED ON THIS FORM: KORY DUBIN, REGULATORY AFFAIRS, (305) 552-4910.4. SIGNATURE OF OFFICIAL SUBMITTING REPORT: 

5. DATE COMPLETED: 08/29/2005

LINE NO	PLANT	SUPPLIER	SHIPPING POINT	PURCHASE TYPE	DELIVERY LOCATION	DELIVERY DATE	TYPE OIL	SULFUR (%)	BTU CONTENT (BTU / GAL)	VOLUME (BBL)	PRICE (\$/BBL)
1	MANATEE	ASPHALT	NA-TRUCK DELIVERY			06/01/2005	F06	0.00	0	183867	40.0200
2	CAPE CANAVERAL	SHELL	BAHAMAS	MTC	PORT CANAVERAL	06/19/2005	F06	1.05	152429	112028	42.0180
3	MANATEE	SHELL	BAHAMAS	MTC	PORT MANATEE	06/26/2005	F06	0.97	152167	160273	41.6680
4	RIVIERA	SHELL	BAHAMAS	MTC	RIVIERA	06/04/2005	F06	0.97	152381	120508	42.0070
5	SANFORD	SHELL	BAHAMAS	MTC	JACKSONVILLE	06/19/2005	F06	0.98	151810	43695	42.0180
6	MARTIN	CONOCO	NEW YORK	S	PALM BEACH	06/02/2005	F06	0.87	150905	141764	41.9930
7	MARTIN	CONOCO	NEW YORK	S	PALM BEACH	06/15/2005	F06	0.88	151762	141064	41.9930
8	MARTIN	GLENCORE	RIVER	S	PALM BEACH	06/16/2005	F06	0.98	154476	144060	43.2120
9	PT. EVERGLADES	GLENCORE	BAHAMAS	S	PORT EVERGLADES	06/25/2005	F06	0.90	151119	69364	43.3620
10	RIVIERA	GLENCORE	BAHAMAS	S	RIVIERA	06/22/2005	F06	0.89	151119	76551	43.3620
11	MARTIN	SEMPRA	BAHAMAS	S	PALM BEACH	06/17/2005	F06	0.64	152619	145530	45.4250
12	TURKEY POINT	SEMPRA	BAHAMAS	S	FISHER ISLAND	06/02/2005	F06	0.94	151024	67441	39.5720
13	TURKEY POINT	SEMPRA	RIVER	S	FISHER ISLAND	06/14/2005	F06	0.98	152024	148043	42.1470
14	TURKEY POINT	SEMPRA	RIVER	S	FISHER ISLAND	06/28/2005	F06	0.97	151262	149219	42.2170
15	MARTIN	SHELL	RIVER	S	PALM BEACH	06/07/2005	F06	0.84	153333	129599	41.9680
16	RIVIERA	SHELL	BAHAMAS	S	RIVIERA	06/24/2005	F06	0.96	152167	59886	41.8180
17	TURKEY POINT	SHELL	BAHAMAS	S	FISHER ISLAND	06/23/2005	F06	0.96	152167	70152	40.7480
18	MANATEE	VITOL	BORCO, BAHAMAS	S	PORT MANATEE	06/12/2005	F06	0.94	151143	299149	42.5480
19	MANATEE	VITOL	BAHAMAS	S	PORT MANATEE	06/25/2005	F06	0.97	151452	270376	42.9480
20	PT. EVERGLADES	VITOL	BAHAMAS	S	PORT EVERGLADES	06/07/2005	F06	1.00	151667	300214	42.5980
21	PT. EVERGLADES	VITOL	BAHAMAS	S	PORT EVERGLADES	06/24/2005	F06	0.96	151667	270419	42.3480
22	MARTIN	PORT	NA-TRUCK DELIVERY			06/29/2005	F03	N/A	N/A	18697	70.7008
23	FT. MYERS	ROYAL	NA-TRUCK DELIVERY			06/22/2005	F03	N/A	N/A	5989	69.6000
24	PT. EVERGLADES	AMERIGAS	NA-TRUCK DELIVERY	STC		06/02/2005	PRO	N/A	N/A	7	58.1700
25	PT. EVERGLADES	AMERIGAS	NA-TRUCK DELIVERY	STC		06/16/2005	PRO	N/A	N/A	7	58.1100
26	PT. EVERGLADES	AMERIGAS	NA-TRUCK DELIVERY	STC		06/30/2005	PRO	N/A	N/A	8	60.1200
27	TURKEY POINT	AMERIGAS	NA-TRUCK DELIVERY	STC		06/10/2005	PRO	N/A	N/A	6	80.2200

MONTHLY REPORT OF COST AND QUALITY OF FUEL OIL FOR ELECTRIC PLANTS
ORIGIN, VOLUME, DELIVERED PRICE AND AS RECEIVED QUANTITY

1. REPORTING MONTH: JUN YEAR: 2005

2. REPORTING COMPANY: FLORIDA POWER & LIGHT COMPANY

3. NAME, TITLE TELEPHONE NUMBER OF CONTACT PERSON CONCERNING DATA
SUBMITTED ON THIS FORM: KORY DUBIN, REGULATORY AFFAIRS, (305) 552-4910.4. SIGNATURE OF OFFICIAL SUBMITTING REPORT: 

5. DATE COMPLETED: 08/29/2005

LINE NO	PLANT	SUPPLIER	SHIPPING POINT	PURCHASE TYPE	DELIVERY LOCATION	DELIVERY DATE	TYPE OIL	SULFUR (%)	BTU CONTENT (BTU / GAL)	VOLUME (BBL)	PRICE (\$/BBL)
28	RIVIERA	FERRELL	NA-TRUCK DELIVERY	STC		06/03/2005	PRO	N/A	N/A	6	67.7800
29	RIVIERA	FERRELL	NA-TRUCK DELIVERY	STC		06/05/2005	PRO	N/A	N/A	1	59.8000
30	RIVIERA	FERRELL	NA-TRUCK DELIVERY	STC		06/10/2005	PRO	N/A	N/A	2	58.9400
31	RIVIERA	FERRELL	NA-TRUCK DELIVERY	STC		06/10/2005	PRO	N/A	N/A	3	58.9700
32	RIVIERA	FERRELL	NA-TRUCK DELIVERY	STC		06/16/2005	PRO	N/A	N/A	2	59.1800
33	RIVIERA	FERRELL	NA-TRUCK DELIVERY	STC		06/24/2005	PRO	N/A	N/A	4	60.9800
34	MARTIN	INDIANTOWN	NA-TRUCK DELIVERY	STC		06/21/2005	PRO	N/A	N/A	12	52.5000
35	CAPE CANAVERAL	SUBURBAN	NA-TRUCK DELIVERY	STC		06/10/2005	PRO	N/A	N/A	6	59.4900
36	MANATEE	SUBURBAN	NA-TRUCK DELIVERY	STC		06/08/2005	PRO	N/A	N/A	8	59.2200

MONTHLY REPORT OF COST AND QUALITY OF FUEL OIL FOR ELECTRIC PLANTS
 DETAIL OF INVOICE AND TRANSPORTATION CHARGES

FPSC FORM NO. 423-1 (a)

1. REPORTING MONTH: JUN YEAR: 2005

2. REPORTING COMPANY: FLORIDA POWER LIGHT COMPANY

3. NAME, TITLE, TELEPHONE NUMBER OF CONTACT PERSON CONCERNING DATA
 SUBMITTED ON THIS FORM: KORY DUBIN, REGULATORY AFFAIRS, (305) 552-4910.

4. SIGNATURE OF OFFICIAL SUBMITTING REPORT: 

5. DATE COMPLETED: 08/29/2005

EDITED COPY

(A)	(B)	(C)	(D)	(E)	(F)	(G)	(H)	(I)	(J)	(K)	(L)	(M)	(N)	(O)	(P)	(Q)	(R)
LINE NO.	PLANT	SUPPLIER	DELIVERY LOCATION	DELIVERY DATE	TYPE OIL	VOLUME (BBL)	INVOICE PRICE (\$/BBL)	INVOICE AMOUNT (\$)	DISCOUNT (\$)	NET AMOUNT (\$)	NET PRICE (\$/BBL)	QUALITY ADJUST. (\$/BBL)	EFFECTIVE PUR PRICE (\$/BBL)	TRANSP TO TERM (\$/BBL)	ADDITIONAL TRANS CHGS (\$/BBL)	OTHER CHGS (\$/BBL)	DELIVERED PRICE (\$/BBL)
1	PMT	ASPHALT		06/01/2005	F06	183867								0.0000			40.2557
2	PCC	SHELL	PORT CANAVERAL	06/19/2005	F06	112028								0.0000			42.5745
3	PMT	SHELL	PORT MANATEE	06/26/2005	F06	160273								0.0000			41.9037
4	PRV	SHELL	RIVIERA	06/04/2005	F06	120508								0.0000			42.1990
5	PSN	SHELL	JACKSONVILLE	06/19/2005	F06	43695								0.0000			43.2851
6	PMR	CONOCO	PALM BEACH	06/02/2005	F06	141764								0.0000			42.4309
7	PMR	CONOCO	PALM BEACH	06/15/2005	F06	141064								0.0000			42.4309
8	PMR	GLENCORE	PALM BEACH	06/16/2005	F06	144060								0.0000			43.6499
9	PPE	GLENCORE	PORT EVERGLADES	06/25/2005	F06	69364								0.0000			43.6062
10	PRV	GLENCORE	RIVIERA	06/22/2005	F06	76551								0.0000			43.5540
11	PMR	SEMPRA	PALM BEACH	06/17/2005	F06	145530								0.0000			45.8629
12	PTF	SEMPRA	FISHER ISLAND	06/02/2005	F06	67441								0.0000			40.3549
13	PTF	SEMPRA	FISHER ISLAND	06/14/2005	F06	148043								0.0000			42.9299
14	PTF	SEMPRA	FISHER ISLAND	06/28/2005	F06	149219								0.0000			42.9999
15	PMR	SHELL	PALM BEACH	06/07/2005	F06	129599								0.0000			42.4059
16	PRV	SHELL	RIVIERA	06/24/2005	F06	59886								0.0000			42.0100
17	PTF	SHELL	FISHER ISLAND	06/23/2005	F06	70152								0.0000			41.5309
18	PMT	VITOL	PORT MANATEE	06/12/2005	F06	299149								0.0000			42.7837
19	PMT	VITOL	PORT MANATEE	06/25/2005	F06	270376								0.0000			43.1837
20	PPE	VITOL	PORT EVERGLADES	06/07/2005	F06	300214								0.0000			42.8422
21	PPE	VITOL	PORT EVERGLADES	06/24/2005	F06	270419								0.0000			42.5922
22	PMR	PORT		06/27/2005	F03	18168								0.0000			70.5771
23	PMR	PORT		06/29/2005	F03	529								0.0000			74.9500
24	PFM	ROYAL		06/22/2005	F03	5989								0.0000			69.6000
25	PPE	AMERIGAS		06/02/2005	PRO	7	58.1700	407	0	407	58.1700	0.0000	58.1700	0.0000	0.0000	0.0000	58.1700
26	PPE	AMERIGAS		06/16/2005	PRO	7	58.1100	407	0	407	58.1100	0.0000	58.1100	0.0000	0.0000	0.0000	58.1100

MONTHLY REPORT OF COST AND QUALITY OF FUEL OIL FOR ELECTRIC PLANTS

DETAIL OF INVOICE AND TRANSPORTATION CHARGES

FPSC FORM NO. 423-1 (a)

1. REPORTING MONTH: JUN YEAR: 2005

2. REPORTING COMPANY: FLORIDA POWER LIGHT COMPANY

3. NAME, TITLE, TELEPHONE NUMBER OF CONTACT PERSON CONCERNING DATA
SUBMITTED ON THIS FORM: KORY DUBIN, REGULATORY AFFAIRS, (305) 552-4910.4. SIGNATURE OF OFFICIAL SUBMITTING REPORT: 

5. DATE COMPLETED: 08/29/2005

(A)	(B)	(C)	(D)	(E)	(F)	(G)	(H)	(I)	(J)	(K)	(L)	(M)	(N)	(O)	(P)	(Q)	(R)
LINE NO.	PLANT	SUPPLIER	DELIVERY LOCATION	DELIVERY DATE	TYPE OIL	VOLUME (BBL)	INVOICE PRICE (\$/BBL)	INVOICE AMOUNT (\$)	DISCOUNT (\$)	NET AMOUNT (\$)	NET PRICE (\$/BBL)	QUALITY ADJUST. (\$/BBL)	EFFECTIVE PUR PRICE (\$/BBL)	TRANSP TO TERM (\$/BBL)	ADDITIONAL TRANS CHGS (\$/BBL)	OTHER CHGS (\$/BBL)	DELIVERED PRICE (\$/BBL)
27	PPE	AMERIGAS		06/30/2005	PRO	8	60.1200	481	0	481	60.1200	0.0000	60.1200	0.0000	0.0000	0.0000	60.1200
28	PTF	AMERIGAS		06/10/2005	PRO	6	80.2200	481	0	481	80.2200	0.0000	80.2200	0.0000	0.0000	0.0000	80.2200
29	PRV	FERRELL		06/03/2005	PRO	6	67.7800	407	0	407	67.7800	0.0000	67.7800	0.0000	0.0000	0.0000	67.7800
30	PRV	FERRELL		06/05/2005	PRO	1	59.8000	60	0	60	59.8000	0.0000	59.8000	0.0000	0.0000	0.0000	59.8000
31	PRV	FERRELL		06/10/2005	PRO	2	58.9400	118	0	118	58.9400	0.0000	58.9400	0.0000	0.0000	0.0000	58.9400
32	PRV	FERRELL		06/10/2005	PRO	3	58.9700	177	0	177	58.9700	0.0000	58.9700	0.0000	0.0000	0.0000	58.9700
33	PRV	FERRELL		06/16/2005	PRO	2	59.1800	118	0	118	59.1800	0.0000	59.1800	0.0000	0.0000	0.0000	59.1800
34	PRV	FERRELL		06/24/2005	PRO	4	60.9800	244	0	244	60.9800	0.0000	60.9800	0.0000	0.0000	0.0000	60.9800
35	PMR	INDIANTOWN		06/21/2005	PRO	12	52.5000	630	0	630	52.5000	0.0000	52.5000	0.0000	0.0000	0.0000	52.5000
36	PCC	SUBURBAN		06/10/2005	PRO	6	59.4900	357	0	357	59.4900	0.0000	59.4900	0.0000	0.0000	0.0000	59.4900
37	PMT	SUBURBAN		06/08/2005	PRO	8	59.2200	474	0	474	59.2200	0.0000	59.2200	0.0000	0.0000	0.0000	59.2200

FPSC FORM NO. 423-1(b)

MONTHLY REPORT OF COST AND QUALITY OF FUEL OIL FOR ELECTRIC PLANTS
 REPORT OF ADJUSTMENTS TO PREVIOUS OIL DELIVERIES

1. REPORTING MONTH: JUNE YEAR: 2005

3. NAME, TITLE, & TELEPHONE NUMBER OF CONTACT PERSON CONCERNING DATA
 SUBMITTED ON THIS FORM: RITA McLELLAN, REGULATORY AFFAIRS,

2. REPORTING COMPANY: FLORIDA POWER & LIGHT COMPANY

4. SIGNATURE OF OFFICIAL SUBMITTING REPORT: 

5. DATE COMPLETE 8/15/2005

LINE NO.	MONTH REPORTED	FORM PLANT NAME	SUPPLIER	ORIGINAL LINE NUMBER	OLD VOLUME (BBLs)	FORM NO.	COLUMN DESIGNATOR & TITLE	OLD VALUE	NEW VALUE	NEW DELIVERED PRICE (\$/BBL)	REASON FOR REVISION
(A)	(B)	(C)	(D)	(E)	(F)	(G)	(H)	(I)	(J)	(K)	(L)
1	NONE										


**MONTHLY REPORT OF COST AND QUALITY OF COAL FOR ELECTRIC PLANTS
ORIGIN, TONNAGE, DELIVERED PRICE AND AS RECEIVED QUALITY**

1. Report For Month/Yr: **June 2005**

4. Name, Title & Telephone Number of Contact
Person Concerning Data Submitted on this Form: **Korel M. Dubin (305-552-4910)**

2. Reporting Company: **Florida Power & Light**

5. Signature of Official Submitting Report:



3. Plant Name: **St. Johns River Power Park (SJRPP)**

6. Date Completed: **July 5, 2005**

Line No.	Supplier Name	Mine Location	Purchase Type	Transportation Mode	Tons	Effective Purchase Price (\$/Ton)	Total Trans Cost (\$/Ton)	FOB Plant Price (\$/Ton)	As Received Coal Quality			
									Sulfur Content (%)	Btu Content (%)	Ash Content (%)	Moisture Content (%)
(a)	(b)	(c)	(d)	(e)	(f)	(g)	(h)	(i)	(j)	(k)	(l)	(m)
1	Coal Marketing Company	45,IM,999	LTC	OC	46,226			39.80	0.67	11,314	9.63	11.53
2	DTE Clover, LLC	08,KY,095	LTC	UR	17,720			50.52	1.23	12,356	11.09	6.38
3	Energy Coal S.p.A.	,TX,	S	OC	7,920			26.59	5.81	14,009	0.54	7.91
4	TCP Petcoke Corporation	,TX,	S	OC	13,593			31.46	6.66	14,042	0.12	8.37

EDITED COPY


**MONTHLY REPORT OF COST AND QUALITY OF COAL FOR ELECTRIC PLANTS
DETAIL OF INVOICE PURCHASE PRICE**

1. Report For Month/Yr: **June 2005**

4. Name, Title & Telephone Number of Contact
Person Concerning Data Submitted on this Form: **Korel M. Dubin (305-552-4910)**

2. Reporting Company: **Florida Power & Light**

5. Signature of Official Submitting Report:



3. Plant Name: **St. Johns River Power Park (SJRPP)**

6. Date Completed: **July 5, 2005**

Line No.	Supplier Name	Mine Location	Purchase Type	Tons	FOB Mine Price (\$/Ton)	Short Haul & Loading Charge	Original Invoice Price (\$/Ton)	Retro-active Price Increases (\$/Ton)	Base Price (\$/Ton)	Quality Adjustments (\$/Ton)	Effective Purchase Price (\$/Ton)
(a)	(b)	(c)	(d)	(e)	(f)	(g)	(h)	(i)	(j)	(k)	(l)
1	Coal Marketing Company	45,IM,999	LTC	46,226		0.00		0.00		0.00	
2	DTE Clover, LLC	08,KY,095	LTC	17,720		0.00		0.00		0.00	
3	Energy Coal S.p.A.	,TX,	S	7,920		0.00		0.00		0.00	
4	TCP Petcoke Corporation	,TX,	S	13,593		0.00		0.00		0.00	

EDITED COPY

**MONTHLY REPORT OF COST AND QUALITY OF COAL FOR ELECTRIC PLANTS
DETAIL OF TRANSPORTATION CHARGES**


1. Report For Month/Yr: **June 2005**

4. Name, Title & Telephone Number of Contact

Person Concerning Data Submitted on this Form: **Korel M. Dubin (305-552-4910)**

2. Reporting Company: **Florida Power & Light**

5. Signature of Official Submitting Report:



3. Plant Name: **St. Johns River Power Park (SJRPP)**

6. Date Completed:

July 5, 2005

Line No.	Supplier Name	Mine Location	Shipping Point	Transportation Mode	Tons	Effective Purchase Price (\$/Ton)	Short Haul & Loading Charge (\$/Ton)	Rail Charges		Waterborne Charges				Total Transport Charges (\$/Ton)	FOB Plant Price (\$/Ton)	
								Rail Rate (\$/Ton)	Other Rail Charges (\$/Ton)	River Barge Rate (\$/Ton)	Trans-loading Rate (\$/Ton)	Ocean Barge Rate (\$/Ton)	Other Water Charges (\$/Ton)			Related Charges (\$/Ton)
(a)	(b)	(c)	(d)	(e)	(f)	(g)	(h)	(i)	(j)	(k)	(l)	(m)	(n)	(o)	(p)	(q)
1	Coal Marketing Company	45,IM,999	EL CERREJON	OC	46,226		0.00	0.00	0.00	0.00	0.00	0.00	0.00	0.00		39.80
2	DTE Clover, LLC	08,KY,095	CLOVER DTE	UR	17,720		0.00	0.00	0.00	0.00	0.00	0.00	0.00	0.00		50.52
3	Energy Coal S.p.A.	,TX,	PREMCOR	OC	7,920		0.00	0.00	0.00	0.00	0.00	0.00	0.00	0.00		26.59
4	TCP Petcoke Corporation	,TX,	TCP-DOMESTIC	OC	13,593		0.00	0.00	0.00	0.00	0.00	0.00	0.00	0.00		31.46

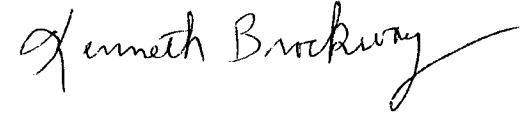
EDITED COPY

**MONTHLY REPORT OF COST AND QUALITY OF COAL FOR ELECTRIC PLANTS
ORIGIN, TONNAGE, DELIVERED PRICE, AND AS RECEIVED QUALITY**

1. Reporting Month: **May** Year: **2005**
 2. Reporting Company: **FLORIDA POWER & LIGHT COMPANY**
 3. Plant Name: **R.W.SCHERER**

4. Name, Title & Telephone Number of Contact Person Concerning Data
 Submitted on this Form: **Korel M. Dubin**
 (305) 552-4910

5. Signature of Official Submitting Report:
 6. Date Completed: **23-Jul-05**



<u>Line No.</u>	<u>Supplier Name</u>	<u>Mine Location</u>	<u>Purchase Type</u>	<u>Transport Mode</u>	<u>Tons</u>	<u>Purchase Price (\$/Ton)</u>	<u>Effective Transport Charges (\$/Ton)</u>	<u>Total FOB Plant Price (\$/Ton)</u>	<u>Sulfur Content (%)</u>	<u>Btu Content (Btu/lb)</u>	<u>Ash Content (%)</u>	<u>Moisture Content (%)</u>
(a)	(b)	(c)	(d)	(e)	(f)	(g)	(h)	(i)	(j)	(k)	(l)	(m)
(1)	KENNECOTT COAL SALES	19/WY/5	S	UR	60,991.70	6.308	20.55	26.858	0.43	8,625	5.53	28.23
(2)	KENNECOTT COAL SALES	19/WY/5	S	UR	5,577.86	7.569	20.51	28.079	0.27	8,831	5.18	26.32
(3)	KENNECOTT COAL SALES	19/WY/5	S	UR	58,251.57	7.974	20.55	28.524	0.20	8,784	5.44	26.46
(4)	ARCH COAL SALES	19/WY/5	S	UR	18,237.21	6.822	20.70	27.522	0.29	8,837	5.51	26.55
(5)	KENNECOTT COAL SALES	19/WY/5	S	UR	30,485.48	6.520	20.59	27.110	0.43	8,650	5.36	28.19
(6)	POWDER RIVER COAL	19/WY/5	S	UR	43,441.97	8.582	20.57	29.152	0.20	8,824	4.26	27.07

**MONTHLY REPORT OF COST AND QUALITY OF COAL FOR ELECTRIC PLANTS
DETAILED PURCHASED COAL INVOICE INFORMATION**

1. Reporting Month: **May** Year: **2005**
 2. Reporting Company: **FLORIDA POWER & LIGHT COMPANY**
 3. Plant Name: **R.W.SCHERER**

4. Name, Title & Telephone Number of Contact Person Concerning Data
 Submitted on this Form: Korel M. Dubin
 (305) 552-4910
 5. Signature of Official Submitting Report: *Kenneth Brookway*
 6. Date Completed: 23-Jul-05

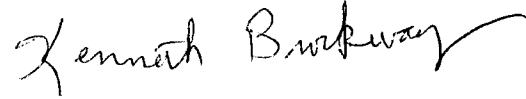
<u>Line No.</u>	<u>Supplier Name</u>	<u>Mine Location</u>	<u>Purch. Type</u>	<u>Tons</u>	<u>FOB Mine Price (\$/Ton)</u>	<u>Shorthaul & Loading Charges (\$/Ton)</u>	<u>Original Invoice Price (\$/Ton)</u>	<u>Retroactive Price Increase (\$/Ton)</u>	<u>Base Price (\$/Ton)</u>	<u>Quality Adjustments (\$/Ton)</u>	<u>Effective Purchase Price (\$/Ton)</u>
(a)	(b)	(c)	(d)	(e)	(f)	(g)	(h)	(i)	(j)	(k)	(l)
(1)	KENNECOTT COAL SALES	19/WY/5	S	60,991.70	6.538	-	6.538	-	6.538	(0.230)	6.308
(2)	KENNECOTT COAL SALES	19/WY/5	S	5,577.86	7.544	-	7.544	-	7.544	0.025	7.569
(3)	KENNECOTT COAL SALES	19/WY/5	S	58,251.57	8.025	-	8.025	-	8.025	(0.051)	7.974
(4)	ARCH COAL SALES	19/WY/5	S	18,237.21	6.795	-	6.795	-	6.795	0.027	6.822
(5)	KENNECOTT COAL SALES	19/WY/5	S	30,485.48	6.367	-	6.367	-	6.367	0.153	6.520
(6)	POWDER RIVER COAL	19/WY/5	S	43,441.97	8.560	-	8.560	-	8.560	0.022	8.582

**MONTHLY REPORT OF COST AND QUALITY OF COAL FOR ELECTRIC PLANTS
DETAILED TRANSPORTATION INVOICE INFORMATION**

1. Reporting Month: **May** Year: **2005**
 2. Reporting Company: **FLORIDA POWER & LIGHT COMPANY**
 3. Plant Name: **R.W.SCHERER**

4. Name, Title & Telephone Number of Contact Person Concerning Data
 Submitted on this Form: **Korel M. Dubin**
 (305) 552-4910

5. Signature of Official Submitting Report:



6. Date Completed: **23-Jul-05**

Line No.	Supplier Name	Mine Location	Shipping Point	Transport Mode	Tons	Effective Purchase Price (\$/Ton)	Additional Shorthaul & Loading Charges (\$/Ton)	Rail Charges		Waterborne Charges					Total Transportation Charges (\$/Ton)	FOB Plant Price (\$/Ton)
								Rail Rate (\$/Ton)	Other Rail Charges (\$/Ton)	River Barge Rate (\$/Ton)	Trans-loading Rate (\$/Ton)	Ocean Barge Rate (\$/Ton)	Other Water Charges (\$/Ton)	Other Related Charges (\$/Ton)		
(a)	(b)	(c)	(d)	(e)	(f)	(g)	(h)	(i)	(j)	(k)	(l)	(m)	(n)	(o)	(p)	(q)
(1)	KENNECOTT COAL SALES	19/WY/5	JACOBS JCT, WY	UR	60,991.70	6.308	-	20.55	-	-	-	-	-	-	20.55	26.858
(2)	KENNECOTT COAL SALES	19/WY/5	CONVERSE JCT, WY	UR	5,577.86	7.569	-	20.51	-	-	-	-	-	-	20.51	28.079
(3)	KENNECOTT COAL SALES	19/WY/5	CONVERSE JCT, WY	UR	58,251.57	7.974	-	20.55	-	-	-	-	-	-	20.55	28.524
(4)	ARCH COAL SALES	19/WY/5	THUNDER JCT, WY	UR	18,237.21	6.822	-	20.70	-	-	-	-	-	-	20.70	27.522
(5)	KENNECOTT COAL SALES	19/WY/5	JACOBS JCT, WY	UR	30,485.48	6.520	-	20.59	-	-	-	-	-	-	20.59	27.110
(6)	POWDER RIVER COAL	19/WY/5	NACCO JCT, WY	UR	43,441.97	8.582	-	20.57	-	-	-	-	-	-	20.57	29.152

CERTIFICATE OF SERVICE

I, THE UNDERSIGNED COUNSEL, HEREBY CERTIFY that copies of Florida Power & Light Company's forms 423-1, 423-1(a) edited, and 423-1(b) for the month of June, 2005, copies of St. Johns River Power Park edited forms 423-2, 423-2(a), and 423-2(b) for the month of June, 2005; and copies of Plant Scherer forms 423-2, 423-2(a), and 423-2(b) for the month of May, 2005 have been served via first class mail, postage prepaid to the parties listed below, this 30th day of September, 2005

Adrienne Vining, Esq.
Division of Legal Services
Florida Public Service Commission
2540 Shumard Oak Blvd.
Tallahassee, Florida 32399-0850

Lee L. Willis, Esq.
James D. Beasley, Esq.
Ausley & McMullen
Attorneys for TECO
P.O. Box 391
Tallahassee, Florida 32302

Patricia Christensen, Esq.
Office of Public Counsel
111 West Madison Street
Room 812
Tallahassee, Florida 32399


James A. McGee, Esq.
Progress Energy Florida, Inc.
P.O. Box 14042
St. Petersburg, Florida 33733

Norman H. Horton, Esq.
Floyd R. Self, Esq.
Messer, Caparello & Self
Attorneys for FPUC
P.O. Box 1876
Tallahassee, Florida 32302-1876

Joseph A. McGlothlin, Esq.
Vicki Gordon Kaufman, Esq.
McWhirter, Reeves, McGlothlin,
Davidson, et al.
Attorneys for FIPUG
117 South Gadsden Street
Tallahassee, Florida 32301

John W. McWhirter, Jr., Esq.
McWhirter, Reeves, McGlothlin,
Davidson, et al.
Attorneys for FIPUG
400 North Tampa Street, Suite 2450
Tampa, Florida 33602

Jeffrey A. Stone, Esq.
Russell A. Badders, Esq.
Beggs & Lane
Attorneys for Gulf Power
P.O. Box 12950
Pensacola, Florida 32591-2950


R. Wade Litchfield