



October 4, 2005

Ms. Blanca S. Bayó, Director
Division of the Commission Clerk
and Administrative Services
Florida Public Service Commission
2540 Shumard Oak Boulevard
Tallahassee, Florida 32399-0850

Re: Docket No. 050001-EI

Dear Ms. Bayó:

Enclosed for filing on behalf of Progress Energy Florida, Inc. are an original plus ten (10) copies of FPSC 423 forms for the month of July 2005. Forms 423-1A, 423-2, 423-2A, 423-2B, and 423-2C contained in this filing have been edited to delete certain confidential information. Progress Energy Florida, Inc.'s Request for Specified Confidential Treatment, which includes an unedited copy of the 423 forms, has been submitted for filing this date under separate cover.

Please acknowledge your receipt and filing of the above on the enclosed copy of this letter and return same to me.

Very truly yours,

A handwritten signature in black ink that reads 'R. Alexander Glenn / sc'.

R. Alexander Glenn
Deputy General Counsel

RAG/sc
Enclosures
cc: Parties of record

DOCUMENT NUMBER-DATE

09487 OCT-5 05

FPSC-COMMISSION CLERK

Progress Energy Florida, Inc.

CERTIFICATE OF SERVICE

Docket No. 050001-EI

I HEREBY CERTIFY that a true copy of Progress Energy Florida, Inc.'s FPSC 423 Forms for the month of July 2005 have been furnished to the following individuals by regular U.S. Mail this 4th day of October 2005.


John Butler
Squire, Sanders & Dempsey
200 S. Biscayne Blvd.
Suite 4000
Miami, FL 33131-2398

John McWhirter, Jr.
McWhirter, Reeves et al.
400 North Tampa Street
Suite 2450
Tampa, FL 33601

Jeffrey A. Stone, Esquire
Russell A. Badders, Esquire
Beggs and Lane
P. O. Box 12950
Pensacola, FL 32576-2950

Norman Horton, Jr., Esquire
Messer, Caparello & Self
P. O. Box 1876
Tallahassee, FL 32302

Lee L. Willis, Esquire
James D. Beasley, Esquire
Ausley & McMullen
P. O. Box 391
Tallahassee, FL 32302


Attorney

Adrienne Vining, Esquire
Office of the General Counsel
Economic Regulation Section
Florida Public Service Commission
2540 Shumard Oak Boulevard
Tallahassee, FL 32399-0850

Patrica A. Christensen, Esquire
Office of the Public Counsel
C/o The Florida Legislature
111 West Madison Street
Room 812
Tallahassee, FL 32399-1400

Vicki Gordon Kaufman, Esquire
McWhirter, Reeves
117 S. Gadsden Street
Tallahassee, FL 32301

FPSC FORM 423-1

MONTHLY REPORT OF COST AND QUALITY OF FUEL FOR ELECTRIC PLANTS
ORIGIN, VOLUME, DELIVERED PRICE AND AS RECEIVED QUALITY

1. REPORTING MONTH: 07/2005
2. REPORTING COMPANY: FLORIDA POWER CORPORATION

3. NAME, TITLE TELEPHONE NUMBER OF CONTACT PERSON CONCERNING DATA

SUBMITTED ON THIS FORM: DEBBIE PATTERSON, SBFA (919) 546-4047

4. SIGNATURE OF OFFICIAL SUBMITTED REPORT:

[Signature]
KELLI HATH
MANAGER, RCO BACK OFFICE

5. DATE COMPLETED: 9/12/2005

LINE NO.	PLANT NAME	SUPPLIER NAME	SHIPPING POINT	PURCHASE TYPE	DELIVERY LOCATION	DELIVERY DATE	DELIVERY TYPE	SULFUR CONTENT (%)	BTU CONTENT (Btu/gal)	VOLUME (Bbls)	DELIVERED PRICE (\$/Bbl)
(a)	(b)	(c)	(d)	(e)	(f)	(g)	(h)	(i)	(j)	(k)	(l)
1	Bartow Steam Plant	RIO Energy International, Inc	F- Rio Houston, TX	MTC	FOB TERMINAL	7/2005	FO6	1.39	157,507	656,092	\$35.7900
2	Bartow Steam Plant	RIO Energy International, Inc	F- Rio Houston, TX	MTC	FOB TERMINAL	7/2005	FO6	1.35	157,475	283,918	\$35.7400
3	Central Tampa Tank Farm	Martin Product Sales	F- Martin Panama City, FL	MTC	FOB PLANT	7/2005	FO2	0.05	139,261	34,357	\$73.8800
4	Debary Peakers	BP Amoco Oil	F- BP Taft, FL	MTC	FOB PLANT	7/2005	FO2	0.28	137,222	10,433	\$73.9000
5	Intercession City Peakers	BP Amoco Oil	F- BP Tampa, FL	MTC	FOB PLANT	7/2005	FO2	0.17	138,298	75,021	\$73.8100
6	Rio Pinar Peakers	BP Amoco Oil	F- BP Taft, FL	MTC	FOB PLANT	7/2005	FO2	0.47	137,200	2,414	\$72.5100
7	Suwannee Peakers	Colonial Oil Industries, Inc.	F-Colonial Jacksonville, FL	MTC	FOB PLANT	7/2005	FO2	0.50	137,500	13,122	\$73.5900
8	Suwannee Steam Plant	Colonial Oil Industries, Inc.	F-Colonial Jacksonville, FL	MTC	FOB PLANT	7/2005	FO6	1.02	154,857	33,136	\$35.7500
9	Suwannee Steam Plant	Colonial Oil Industries, Inc.	F-Colonial Jacksonville, FL	MTC	FOB PLANT	7/2005	FO6	1.00	154,992	25,747	\$35.7100
10	Suwannee Steam Plant	RIO Energy International, Inc	F- Rio Houston, TX	MTC	FOB PLANT	7/2005	FO6	1.02	154,829	29,603	\$35.7400
11	Suwannee Steam Plant	RIO Energy International, Inc	F- Rio Houston, TX	MTC	FOB PLANT	7/2005	FO6	0.97	154,913	32,959	\$35.7200
12	Suwannee Steam Plant	Texpar Energy LLC	F- Texpar Bainbridge, GA	MTC	FOB PLANT	7/2005	FO6	1.50	155,000	7,867	\$35.7200
13	Turner Peakers	BP Amoco Oil	F- BP Taft, FL	MTC	FOB PLANT	7/2005	FO2	0.44	137,200	14,137	\$73.8100
14	Turner Peakers	Colonial Oil Industries, Inc.	F-Colonial Jacksonville, FL	MTC	FOB PLANT	7/2005	FO2	0.50	137,500	882	\$73.4900

MONTHLY REPORT OF COST AND QUALITY OF FUEL FOR ELECTRIC PLANTS
ORIGIN, VOLUME, DELIVERED PRICE AND AS RECEIVED QUALITY

1. REPORTING MONTH: 07/2005
2. REPORTING COMPANY: FLORIDA POWER CORPORATION

3. NAME, TITLE TELEPHONE NUMBER OF CONTACT PERSON CONCERNING DATA

SUBMITTED ON THIS FORM: DEBBIE PATTERSON, SBFA (919) 546-4047

4. SIGNATURE OF OFFICIAL SUBMITTED REPORT: [Signature]
KELLI HATH
MANAGER, RCO BACK OFFICE

5. DATE COMPLETED: 9/12/2005

LINE NO	PLANT NAME	SUPPLIER NAME	DELIVERY LOCATION	DELIVERY DATE	TYPE OIL	VOLUME (Bbl)	INVOICE PRICE (\$/Bbl)	INVOICE AMOUNT (\$)	DISCOUNT (\$)	NET AMOUNT (\$)	NET PRICE (\$/Bbl)	QUALITY ADJUST (\$/Bbl)	EFFECTIVE TRANSPORT		ADDITIONAL TRANSPORT (\$/Bbl)	OTHER CHARGES (\$/Bbl)	DELIVERED PRICE (\$/Bbl)
													PURCHASE PRICE (\$/Bbl)	TO TERMINAL (\$/Bbl)			
(a)	(b)	(c)	(d)	(e)	(f)	(g)	(h)	(i)	(j)	(k)	(l)	(m)	(n)	(o)	(p)	(q)	(r)
1	Bartow Steam Plant	RIO Energy International, Inc	FOB TERMI	7/2005	FO6	656,092									\$0.00		\$35.79
2	Bartow Steam Plant	RIO Energy International, Inc	FOB TERMI	7/2005	FO6	283,918									\$0.00		\$35.74
3	Central Tampa Tank Farm	Martin Product Sales	FOB PLANT	7/2005	FO2	34,357									\$0.00		\$73.88
4	Debary Peakers	BP Amoco Oil	FOB PLANT	7/2005	FO2	10,433									\$0.00		\$73.90
5	Intercession City Peakers	BP Amoco Oil	FOB PLANT	7/2005	FO2	75,021									\$0.00		\$73.81
6	Rio Pinar Peakers	BP Amoco Oil	FOB PLANT	7/2005	FO2	2,414									\$0.00		\$72.51
7	Suwannee Peakers	Colonial Oil Industries, Inc.	FOB PLANT	7/2005	FO2	13,122									\$0.00		\$73.59
8	Suwannee Steam Plant	Colonial Oil Industries, Inc.	FOB PLANT	7/2005	FO6	33,136									\$0.00		\$35.75
9	Suwannee Steam Plant	Colonial Oil Industries, Inc.	FOB PLANT	7/2005	FO6	25,747									\$0.00		\$35.71
10	Suwannee Steam Plant	RIO Energy International, Inc	FOB PLANT	7/2005	FO6	29,603									\$0.00		\$35.74
11	Suwannee Steam Plant	RIO Energy International, Inc	FOB PLANT	7/2005	FO6	32,959									\$0.00		\$35.72
12	Suwannee Steam Plant	Texpar Energy LLC	FOB PLANT	7/2005	FO6	7,867									\$0.00		\$35.72
13	Turner Peakers	BP Amoco Oil	FOB PLANT	7/2005	FO2	14,137									\$0.00		\$73.81
14	Turner Peakers	Colonial Oil Industries, Inc.	FOB PLANT	7/2005	FO2	882									\$0.00		\$73.49

MONTHLY REPORT OF COST AND QUALITY OF COAL FOR ELECTRIC PLANTS
ORIGIN, TONNAGE, DELIVERED PRICE AND AS RECEIVED QUALITY

- 1. Report for: Mo. July 2005
- 2. Reporting Company: Florida Power Corporation
- 3. Plant Name: McDuffie Coal Terminal

4. Name, Title and Telephone Number of Contact Person Concerning Data Submitted on this Form
Amy B. Futrell - Business Financial Analyst
(919) 546-2678

5. Signature of Official Submitting Report

Amy B Futrell

Amy B. Futrell - Business Financial Analyst

6. Date Completed: September 15, 2005

Line No.	Supplier Name	Mine Location	Purchase Type	Transportation Mode	Tons	Effective Purchase Price (\$/Ton)	Total Transportation Cost (\$/Ton)	F.O.B. Plant Price (\$/Ton)	As Received Coal Quality			
									Percent Sulfur (%)	Btu Content (Btu/lb)	Percent Ash (%)	Percent Moisture (%)
(a)	(b)	(c)	(d)	(e)	(f)	(g)	(h)	(i)	(j)	(k)	(l)	(m)
1	Drummond Coal Sales, Inc.	25 , IM , 999	MTC	GB	29,578	████████	████████	\$ 55.50	0.48	11,745	4.34	11.86

MONTHLY REPORT OF COST AND QUALITY OF COAL FOR ELECTRIC PLANTS
ORIGIN, TONNAGE, DELIVERED PRICE AND AS RECEIVED QUALITY

- 1. Report for: Mo. July 2005
- 2. Reporting Company: Florida Power Corporation
- 3. Plant Name: Transfer Facility - IMT

4. Name, Title and Telephone Number of Contact
Person Concerning Data Submitted on this Form
Amy B. Futrell - Business Financial Analyst
(919) 546-2678

5. Signature of Official Submitting Report

Amy B Futrell
Amy B. Futrell - Business Financial Analyst

6. Date Completed: September 15, 2005

Line No.	Supplier Name	Mine Location	Purchase Type	Transportation Mode	Tons	Effective Purchase Price (\$/Ton)	Total Transportation Cost (\$/Ton)	F.O.B. Plant Price (\$/Ton)	As Received Coal Quality			
									Percent Sulfur (%)	Btu Content (Btu/lb)	Percent Ash (%)	Percent Moisture (%)
(a)	(b)	(c)	(d)	(e)	(f)	(g)	(h)	(i)	(j)	(k)	(l)	(m)
1	Central Coal Co.	8 , Wv , 39	MTC	B	27,039			\$ 61.22	0.66	12,327	12.63	5.73
2	Progress Fuels Corporation	8 , Wv , 67	MTC	B	11,807			\$ 72.62	0.71	12,473	10.16	6.45
3	Progress Fuels Corporation	8 , Wv , 67	MTC	B	41,292			\$ 72.37	0.71	12,473	10.16	6.45
4	Progress Fuels Corporation	8 , Wv , 39	MTC	B	1,796			\$ 73.02	0.63	12,560	8.06	9.39
5	Massey Coal Sales Co.	8 , Wv , 99	MTC	B	1,717			\$ 63.50	0.67	12,122	11.61	7.58
6	Guasare Coal American, Inc.	50 , IM , 999	MTC	B	47,398			\$ 42.09	0.66	12,795	7.48	7.28

MONTHLY REPORT OF COST AND QUALITY OF COAL FOR ELECTRIC PLANTS
ORIGIN, TONNAGE, DELIVERED PRICE AND AS RECEIVED QUALITY

1. Report for: Mo. July 2005
2. Reporting Company: Florida Power Corporation
3. Plant Name: Crystal River 1 & 2

4. Name, Title and Telephone Number of Contact Person Concerning Data Submitted on this Form
Amy B. Futrell - Business Financial Analyst
(919) 546-2678

5. Signature of Official Submitting Report
Amy B Futrell
Amy B. Futrell - Business Financial Analyst

6. Date Completed: September 15, 2005

Line No.	Supplier Name	Mine Location	Purchase Type	Transportation Mode	Tons	Effective Purchase Price (\$/Ton)	Total Transportation Cost (\$/Ton)	F.O.B. Plant Price (\$/Ton)	As Received Coal Quality			
									Sulfur (%)	Btu Content (Btu/lb)	Ash (%)	Moisture (%)
1	Consolidated Coal Sales	08, Ky, 133	MTC	UR	47,358	[REDACTED]	[REDACTED]	\$57.65	1.22	12,650	10.53	5.16
2	Consolidated Coal Sales	08, Ky, 133	MTC	UR	9,603	[REDACTED]	[REDACTED]	\$76.95	1.22	12,650	10.53	5.16
3	Sequoia Energy, LLC	08, Ky, 095	MTC	UR	19,258	[REDACTED]	[REDACTED]	\$69.82	0.99	13,080	7.87	4.55
4	Massey Coal Sales Company, Inc.	08, Ky, 195	MTC	UR	19,339	[REDACTED]	[REDACTED]	\$64.48	1.16	12,612	9.27	6.68
5	B & W Resources, Inc.	08, Ky, 051	MTC	UR	27,303	[REDACTED]	[REDACTED]	\$69.32	1.01	12,136	12.18	6.07
6	Transfer Facility	N/A	N/A	OB	64,350	[REDACTED]	[REDACTED]	\$61.44	1.00	12,740	6.08	8.85

MONTHLY REPORT OF COST AND QUALITY OF COAL FOR ELECTRIC PLANTS
ORIGIN, TONNAGE, DELIVERED PRICE AND AS RECEIVED QUALITY

- 1. Report for: Mo. July 2005
- 2. Reporting Company: Florida Power Corporation
- 3. Plant Name: Crystal River 4 & 5

4. Name, Title and Telephone Number of Contact
Person Concerning Data Submitted on this Form
Amy B. Futrell - Business Financial Analyst
(919) 546-2678

5. Signature of Official Submitting Report

Amy B Futrell
Amy B. Futrell - Business Financial Analyst

6. Date Completed: September 15, 2005

Line No.	Supplier Name	Mine Location	Purchase Type	Transportation Mode	Tons	Effective Purchase Price (\$/Ton)	Total Transportation Cost (\$/Ton)	F.O.B. Plant Price (\$/Ton)	As Received Coal Quality			
									Percent Sulfur (%)	Btu Content (Btu/lb)	Percent Ash (%)	Percent Moisture (%)
(a)	(b)	(c)	(d)	(e)	(f)	(g)	(h)	(i)	(j)	(k)	(l)	(m)
1	Central Appalachian Mining, formerly	08, Ky, 195	MTC	UR	47,404			\$57.70	0.66	12,504	10.56	6.01
2	Progress Fuels Corporation	08, Ky, 119	MTC	UR	20,570			\$72.77	0.72	12,483	9.55	6.73
3	Alliance Coal Sales Corp	08, Ky, 195	MTC	UR	58,883			\$57.90	0.64	12,675	9.00	6.26
4	Massey Coal Sales	08, Wv, 005	MTC	UR	25,628			\$69.72	0.69	12,334	11.28	6.57
5	Virginia Power Energy	08, Wv, 005	S	UR	9,073			\$80.22	0.63	12,489	12.75	3.95
6	Transfer Facility	N/A	N/A	OB	162,098			\$64.81	0.66	12,410	8.93	8.44
7	Transfer Facility	N/A	N/A	OB	28,222			\$60.88	0.44	11,779	4.03	11.85

MONTHLY REPORT OF COST AND QUALITY OF COAL FOR ELECTRIC PLANTS
ORIGIN, TONNAGE, DELIVERED PRICE AND AS RECEIVED QUALITY

- 1. Report for: Mo. July 2005
- 2. Reporting Company: Florida Power Corporation
- 3. Plant Name: McDuffie Coal Terminal

4. Name, Title and Telephone Number of Contact
Person Concerning Data Submitted on this Form
Amy B. Futrell - Business Financial Analyst
(919) 546-2678

5. Signature of Official Submitting Report

Amy B Futrell

Amy B. Futrell - Business Financial Analyst

6. Date Completed: September 15, 2005

Line No.	Supplier Name	Mine Location	Purchase Type	Tons	F.O.B. Mine Price (\$/Ton)	Short Haul & Loading Charges (\$/Ton)	Original Invoice Price (\$/Ton)	Retro-active Price Increases (\$/Ton)	Base Price (\$/Ton)	Quality Adjustments (\$/Ton)	Effective Purchase Price (\$/Ton)
(a)	(b)	(c)	(d)	(e)	(f)	(g)	(h)	(i)	(j)	(k)	(l)
1	Drummond Coal Sales, Inc.	25 , IM ,	999 MTC	29,578	██████████	\$ -	██████████	\$ -	██████████	██████████	██████████

MONTHLY REPORT OF COST AND QUALITY OF COAL FOR ELECTRIC PLANTS
ORIGIN, TONNAGE, DELIVERED PRICE AND AS RECEIVED QUALITY

1. Report for: Mo. July 2005

2. Reporting Company: Florida Power Corporation

3. Plant Name: Transfer Facility - IMT

4. Name, Title and Telephone Number of Contact
Person Concerning Data Submitted on this Form
Amy B. Futrell - Business Financial Analyst
(919) 546-2678

5. Signature of Official Submitting Report

Amy B Futrell
Amy B. Futrell - Business Financial Analyst

6. Date Completed: September 15, 2005

Line No.	Supplier Name	Mine Location	Purchase Type	Tons	F.O.B. Mine Price (\$/Ton)	Short Haul & Loading Charges (\$/Ton)	Original Invoice Price (\$/Ton)	Retro-active Price Inc(Dec) (\$/Ton)	Base Price (\$/Ton)	Quality Adjust-ments (\$/Ton)	Effective Purchase Price (\$/Ton)
(a)	(b)	(c)	(d)	(e)	(f)	(g)	(h)	(i)	(j)	(k)	(l)
1	Central Coal Co.	08 , Wv ,	039 MTC	27,039		\$0.00		\$0.00			
2	Progress Fuels Corporation	08 , Wv ,	067 MTC	11,807		\$0.00		\$0.00			
3	Progress Fuels Corporation	08 , Wv ,	067 MTC	41,292		\$0.00		\$0.00			
4	Progress Fuels Corporation	08 , Wv ,	039 MTC	1,796		\$0.00		\$0.00			
5	Massey Coal Sales Co.	08 , Wv ,	099 MTC	1,717		\$0.00		\$0.00			
6	Guasare Coal American, Inc.	50 , IM ,	999 MTC	47,398		\$0.00		\$0.00			

MONTHLY REPORT OF COST AND QUALITY OF COAL FOR ELECTRIC PLANTS
ORIGIN, TONNAGE, DELIVERED PRICE AND AS RECEIVED QUALITY

1. Report for: Mo. July 2005

2. Reporting Company: Florida Power Corporation

3. Plant Name: Crystal River 1 & 2

4. Name, Title and Telephone Number of Contact Person Concerning Data Submitted on this Form
Amy B. Futrell - Business Financial Analyst
(919) 546-2678

5. Signature of Official Submitting Report

Amy B Futrell
Amy B. Futrell - Business Financial Analyst

6. Date Completed: September 15, 2005

Line No.	Supplier Name	Mine Location	Purchase Type	Tons	F.O.B. Price (\$/Ton)	Short Haul & Loading Invoice Price (\$/Ton)	Retro-active Price Increases (\$/Ton)	Base Price (\$/Ton)	Adjustments (\$/Ton)	Effective Purchase Price (\$/Ton)	
(a)	(b)	(c)	(d)	(e)	(f)	(g)	(h)	(i)	(j)	(k)	(l)
1	Consolidated Coal Sales	08, Ky	133 MTC	47,358	\$0.00	\$0.00	\$0.00	\$0.00	\$0.00	\$0.00	
2	Consolidated Coal Sales	08, Ky	133 MTC	9,603	\$0.00	\$0.00	\$0.00	\$0.00	\$0.00	\$0.00	
3	Sequoia Energy, LLC	08, Ky	095 MTC	19,258	\$0.00	\$0.00	\$0.00	\$0.00	\$0.00	\$0.00	
4	Massey Coal Sales Company, Inc.	08, Ky	195 MTC	19,339	\$0.00	\$0.00	\$0.00	\$0.00	\$0.00	\$0.00	
5	B & W Resources, Inc.	08, Ky	051 MTC	27,303	\$0.00	\$0.00	\$0.00	\$0.00	\$0.00	\$0.00	
6	Transfer Facility	N/A	N/A	64,350	\$0.00	\$0.00	\$0.00	\$0.00	N/A	\$0.00	

MONTHLY REPORT OF COST AND QUALITY OF COAL FOR ELECTRIC PLANTS
ORIGIN, TONNAGE, DELIVERED PRICE AND AS RECEIVED QUALITY

1. Report for: Mo. July 2005

2. Reporting Company: Florida Power Corporation

3. Plant Name: Crystal River 4 & 5

4. Name, Title and Telephone Number of Contact
Person Concerning Data Submitted on this Form
Amy B. Futrell - Business Financial Analyst
(919) 546-2678

5. Signature of Official Submitting Report

Amy B Futrell
Amy B. Futrell Business Financial Analyst

6. Date Completed: September 15, 2005


Line No.	Supplier Name	Mine Location	Purchase Type	Tons	F.O.B. Mine Price (\$/Ton)	Short Haul & Loading Charges (\$/Ton)	Original Invoice Price (\$/Ton)	Retro-active Price Increases (\$/Ton)	Base Price (\$/Ton)	Quality Adjustments (\$/Ton)	Effective Purchase Price (\$/Ton)
(a)	(b)	(c)	(d)	(e)	(f)	(g)	(h)	(i)	(j)	(k)	(l)
1	Central Appalachian Mining, formerly	08 , Ky ,	195 MTC	47,404		\$0.00		\$0.00			
2	Progress Fuels Corporation	08 , Ky ,	119 MTC	20,570		\$0.00		\$0.00			
3	Alliance Coal Sales Corp	08 , Ky ,	195 MTC	58,883		\$0.00		\$0.00			
4	Massey Coal Sales	08 , Wv ,	005 MTC	25,628		\$0.00		\$0.00			
5	Virginia Power Energy	, Wv	S	9,073		\$0.00		\$0.00			
6	Transfer Facility	N/A	N/A	162,098		\$0.00		\$0.00		N/A	
7	Transfer Facility	N/A	N/A	28,222		\$0.00		\$0.00		N/A	

MONTHLY REPORT OF COST AND QUALITY OF COAL FOR ELECTRIC PLANTS
ORIGIN, TONNAGE, DELIVERED PRICE AND AS RECEIVED QUALITY

1. Report for: Mo. July 2005
2. Reporting Company: Florida Power Corporation
3. Plant Name: Transfer Facility - IMT

4. Name, Title and Telephone Number of Contact
Person Concerning Data Submitted on this Form
Amy B. Futrell - Business Financial Analyst
(919) 546-2678

5. Signature of Official Submitting Report


Amy B. Futrell - Business Financial Analyst

6. Date Completed: September 15, 2005

Line No.	Supplier Name	Mine Location	Shipping Point	Transportation Mode	Tons	Effective Purchase Price (\$/Ton)	Additional Shorthaul & Loading Charges (\$/Ton)	Rail Rate (\$/Ton)	Other Rail Charges (\$/Ton)	River Barge Rate (\$/Ton)	Trans-loading Rate (\$/Ton)	Ocean Barge Rate (\$/Ton)	Other Water Charges (\$/Ton)	Other Related Charges (\$/Ton)	Transportation Charges (\$/Ton)	F.O.B. Plant Price (\$/Ton)
1	Central Coal Co.	08 , Wv ,	039 Kanawha,Wv	B	27,039		N/A	N/A	N/A			N/A	N/A	N/A		\$61.22
2	Progress Fuels,Corporation.	08 , Wv ,	067 Lockwood,Wv	B	11,807		N/A	N/A	N/A			N/A	N/A	N/A		\$72.62
3	Progress Fuels Corporation	08 , Wv ,	067 Lockwood,Wv	B	41,292		N/A	N/A	N/A			N/A	N/A	N/A		\$72.37
4	Progress Fuels Corporation	08 , Wv ,	039 Kanawha,Wv	B	1,796		N/A	N/A	N/A			N/A	N/A	N/A		\$73.02
5	Massey Coal Sales Co.	08 , Wv ,	099 Ceredo,Wv	B	1,717		N/A	N/A	N/A			N/A	N/A	N/A		\$63.50
6	Guasare Coal American, Inc.	50 , IM ,	999 Maracaibo, VZ	B	47,398		N/A	N/A	N/A	N/A		N/A	N/A	N/A		\$42.09

MONTHLY REPORT OF COST AND QUALITY OF COAL FOR ELECTRIC PLANTS
ORIGIN, TONNAGE, DELIVERED PRICE AND AS RECEIVED QUALITY

- 1. Report for: Mo. July 2005
- 2. Reporting Company: Florida Power Corporation
- 3. Plant Name: Crystal River 1 & 2

4. Name, Title and Telephone Number of Contact
Person Concerning Data Submitted on this Form
Amy B. Futrell - Business Financial Analyst
(919) 546-2678

5. Signature of Official Submitting Report

Amy B Futrell

Amy B. Futrell - Business Financial Analyst

6. Date Completed: September 15, 2005

Line No.	Supplier Name	Mine Location	Shipping Point	Transportation Mode	Tons	Effective Purchase Price (\$/Ton)	Additional Shorthaul & Loading Charges (\$/Ton)	Rail Rate (\$/Ton)	Other Rail Charges (\$/Ton)	River Barge Rate (\$/Ton)	Trans-loading Rate (\$/Ton)	Ocean Barge Rate (\$/Ton)	Other Water Charges (\$/Ton)	Other Related Charges (\$/Ton)	Transportation Charges (\$/Ton)	F.O.B. Plant Price (\$/Ton)
(a)	(b)	(c)	(d)	(e)	(f)	(g)	(h)	(i)	(j)	(k)	(l)	(m)	(n)	(o)	(p)	(q)
1	Consolidated Coal Sales	08 , Ky	133 Letcher, Ky	UR	47,358		N/A			N/A	N/A	N/A	N/A	N/A		\$57.65
2	Consolidated Coal Sales	08 , Ky	133 Letcher, Ky	UR	9,603		N/A			N/A	N/A	N/A	N/A	N/A		\$76.95
3	Sequoia Energy, LLC	08 , Ky	095 Harlan, Ky	UR	19,258		N/A			N/A	N/A	N/A	N/A	N/A		\$69.82
4	Massey Coal Sales Company, Inc.	08 , Ky	195 Pike, Ky	UR	19,339		N/A			N/A	N/A	N/A	N/A	N/A		\$64.48
5	B & W Resources, Inc.	08 , Ky	051 Clay, Ky	UR	27,303		N/A			N/A	N/A	N/A	N/A	N/A		\$69.32
6	Transfer Facility	N/A	Plaquemines Parrish, LA	OB	64,350		N/A	N/A	N/A	N/A	N/A	N/A	N/A	N/A		\$61.44

MONTHLY REPORT OF COST AND QUALITY OF COAL FOR ELECTRIC PLANTS
 REPORT OF ADJUSTMENTS TO PREVIOUS COAL DELIVERIES

- 1. Report for: Mo. July 2005
- 2. Reporting Company: Florida Power Corporation
- 3. Plant Name: McDuffie Coal Terminal

4. Name, Title and Telephone Number of Contact
 Person Concerning Data Submitted on this Form
 Amy B. Futrell - Business Financial Analyst
 (919) 546-2678

5. Signature of Official Submitting Report

Amy B. Futrell

Amy B. Futrell - Business Financial Analyst

6. Date Completed: September 15, 2005

Line No.	Month Reported	Form Plant Name	Intended Generating Plant	Supplier	Original Line Number	Old Volume (tons)	Form No.	Column Title	Old Value	New Value	New F.O.B. Plant Price	Reason for Revision
(a)	(b)	(c)	(d)	(e)	(f)	(g)	(h)	(i)	(j)	(k)	(l)	(m)

MONTHLY REPORT OF COST AND QUALITY OF COAL FOR ELECTRIC PLANTS
 REPORT OF ADJUSTMENTS TO PREVIOUS COAL DELIVERIES

- 1. Report for: Mo. July 2005
- 2. Reporting Company: Florida Power Corporation
- 3. Plant Name: Transfer Facility - IMT

4. Name, Title and Telephone Number of Contact Person Concerning Data Submitted on this Form
 Amy B. Futrell - Business Financial Analyst
 (919) 546-2678

5. Signature of Official Submitting Report

Amy B Futrell

 Amy B. Futrell Business Financial Analyst

6. Date Completed: September 15, 2005

Line No.	Month Reported	Form Plant Name	Intended Generating Plant	Supplier	Original Line Number	Old Volume (tons)	Form No.	Column Title	Old Value	New Value	New F.O.B. Plant Price	Reason for Revision
(a)	(b)	(c)	(d)	(e)	(f)	(g)	(h)	(i)	(j)	(k)	(l)	(m)
1	06/05	Transfer Facility - IMT	Guasare Coal Sales		10	105,636	2A	(k) Quality Adjustments			\$ 43.17	Quality Adjustment

MONTHLY REPORT OF COST AND QUALITY OF COAL FOR ELECTRIC PLANTS
 REPORT OF ADJUSTMENTS TO PREVIOUS COAL DELIVERIES

- 1. Report for: Mo. July 2005
- 2. Reporting Company: Florida Power Corporation
- 3. Plant Name: Crystal River 1 & 2

4. Name, Title and Telephone Number of Contact
 Person Concerning Data Submitted on this Form
 Amy B. Futrell - Business Financial Analyst
 (919) 546-2678

5. Signature of Official Submitting Report

Amy B Futrell

 Amy B. Futrell - Business Financial Analyst

6. Date Completed: September 15, 2005

Line No.	Month Reported	Form Plant Name	Intended Generating Plant	Supplier	Original Line Number	Old Volume (tons)	Form No.	Column Title	Old Value	New Value	New F.O.B. Plant Price	Reason for Revision
(a)	(b)	(c)	(d)	(e)	(f)	(g)	(h)	(i)	(j)	(k)	(l)	(m)
1	08/05	CR1&2	CR1&2	Sequoia Energy, LLC	3	9,404	2A	(k) Quality Adjustments			\$ 69.77	Quality Adjustment

MONTHLY REPORT OF COST AND QUALITY OF COAL FOR ELECTRIC PLANTS
 REPORT OF ADJUSTMENTS TO PREVIOUS COAL DELIVERIES


1. Report for: Mo. July 2005

2. Reporting Company: Florida Power Corporation

3. Plant Name: Crystal River 4 & 5

4. Name, Title and Telephone Number of Contact
 Person Concerning Data Submitted on this Form
 Amy B. Futrell - Business Financial Analyst
 (919) 546-2678

5. Signature of Official Submitting Report


 Amy B. Futrell - Business Financial Analyst

6. Date Completed: September 15, 2005

Line No.	Month Reported	Form Plant Name	Intended Generating Plant	Supplier	Original Line Number	Old Volume (tons)	Form No.	Column Title	Old Value	New Value	New F.O.B. Plant Price	Reason for Revision
(a)	(b)	(c)	(d)	(e)	(f)	(g)	(h)	(i)	(j)	(k)	(l)	(m)