



January 27, 2006

Ms. Blanca S. Bayó, Director
Division of the Commission Clerk
and Administrative Services
Florida Public Service Commission
2540 Shumard Oak Boulevard
Tallahassee, Florida 32399-0850

Re: Docket No. 060001-EI

Dear Ms. Bayó:

Enclosed for filing on behalf of Progress Energy Florida, Inc. are an original plus ten (10) copies of FPSC 423 forms for the month of Novmeber 2005. Forms 423-1A, 423-2, 423-2A, 423-2B, and 423-2C contained in this filing have been edited to delete certain confidential information. Progress Energy Florida, Inc.'s Request for Specified Confidential Treatment, which includes an unedited copy of the 423 forms, has been submitted for filing this date under separate cover.

Please acknowledge your receipt and filing of the above on the enclosed copy of this letter and return same to me.

Very truly yours,

A handwritten signature in black ink, appearing to read "John F. Burnett", with a long horizontal flourish extending to the right.

John Burnett
Associate General Counsel

JB/sc
Enclosures
cc: Parties of record

DOCUMENT NUMBER-DATE

00908 JAN 31 06

FPSC-COMMISSION CLERK

Progress Energy Florida, Inc.

CERTIFICATE OF SERVICE

Docket No. 060001-EI

I HEREBY CERTIFY that a true copy of Progress Energy Florida, Inc.'s FPSC 423 Forms for the month of November 2005 have been furnished to the following individuals by regular U.S. Mail this 27th day of January 2006..

John Butler
Squire, Sanders & Dempsey
200 S. Biscayne Blvd.
Suite 4000
Miami, FL 33131-2398

Jeffrey A. Stone, Esquire
Russell A. Badders, Esquire
Beggs and Lane
P. O. Box 12950
Pensacola, FL 32576-2950

Lee L. Willis, Esquire
James D. Beasley, Esquire
Ausley & McMullen
P. O. Box 391
Tallahassee, FL 32302

Jennifer A. Rodan, Esquire
Office of the General Counsel
Florida Public Service Commission
2540 Shumard Oak Boulevard
Tallahassee, FL 32399-0850

Patrica A. Christensen, Esquire
Office of the Public Counsel
C/o The Florida Legislature
111 West Madison Street
Room 812
Tallahassee, FL 32399-1400

Timothy Perry, Esquire
McWhirter, Reeves
117 S. Gadsden Street
Tallahassee, FL 32301

John McWhirter, Jr.

McWhirter, Reeves et al.
400 North Tampa Street
Suite 2450
Tampa, FL 33601


Norman Horton, Jr., Esquire
Messer, Caparello & Self
P. O. Box 1876
Tallahassee, FL 32302

John C. Moyle, Esquire
The Perkins House
118 N. Gadsden Street
Tallahassee, FL 32301

Robert Scheffel Wright, Esquire
John Thomas LaVia, III, Esquire
310 West College Avenue
Tallahassee, FL 32301

Lt. Colonel Karen White
Major Craig Paulson
AFCESA/ULT
139 Barnes Drive
Tyndall Air Force Base, FL 32403

Gary V. Perko, Esquire
Hopping, Green & Sams, P.A.
P. O. Box 6526
Tallahassee, FL 32314



Attorney

FPSC FORM 423-1

MONTHLY REPORT OF COST AND QUALITY OF FUEL FOR ELECTRIC PLANTS
ORIGIN, VOLUME, DELIVERED PRICE AND AS RECEIVED QUALITY

1. REPORTING MONTH: 11/2005

2. REPORTING COMPANY: FLORIDA POWER CORPORATION

3. NAME, TITLE TELEPHONE NUMBER OF CONTACT PERSON CONCERNING DATA

SUBMITTED ON THIS FORM: DAPHNE INGRAM, (919) 546-7908

4. SIGNATURE OF OFFICIAL SUBMITTED REPORT:

James A. King
JAMES KING
MANAGER, RCO BACK OFFICE

5. DATE COMPLETED: 12/27/2005

LINE NO.	PLANT NAME	SUPPLIER NAME	SHIPPING POINT	PURCHASE TYPE	DELIVERY LOCATION	DELIVERY DATE	DELIVERY TYPE	SULFUR CONTENT (%)	BTU CONTENT (Btu/gal)	VOLUME (Bbls)	DELIVERED PRICE (\$/Bbl)
(a)	(b)	(c)	(d)	(e)	(f)	(g)	(h)	(i)	(j)	(k)	(l)
1	Bartow Steam Plant	RIO Energy International, Inc	F- Rio Houston, TX	MTC	FOB TERMINAL	11/2005	FO6	1.47	156,374	659,042	\$44.0200
2	Bartow Steam Plant	RIO Energy International, Inc	F- Rio Houston, TX	MTC	FOB TERMINAL	11/2005	FO6	1.98	155,054	238,547	\$44.4900
3	Bartow Steam Plant	RIO Energy International, Inc	F- Rio Houston, TX	MTC	FOB TERMINAL	11/2005	FO6	2.01	155,706	118,624	\$43.8100
4	Hines Energy Complex	BP Amoco Oil	F- BP Tampa, FL	MTC	FOB PLANT	11/2005	FO2	0.05	138,000	531	\$88.2700
5	Suwannee Peakiers	Colonial Oil Industries, Inc.	F-Colonial Jacksonville, FL	MTC	FOB PLANT	11/2005	FO2	0.50	138,000	20,510	\$90.9400
6	Suwannee Peakiers	Sommers Oil Co	F- Sommers Bainbridge, GA	MTC	FOB PLANT	11/2005	FO2	0.22	138,000	20,080	\$88.9600
7	Suwannee Steam Plant	Colonial Oil Industries, Inc.	F-Colonial Jacksonville, FL	MTC	FOB PLANT	11/2005	FO6	1.00	153,606	28,673	\$48.0000
8	Suwannee Steam Plant	RIO Energy International, Inc	F- Rio Houston, TX	MTC	FOB PLANT	11/2005	FO6	1.00	152,967	15,500	\$44.1000
9	Suwannee Steam Plant	RIO Energy International, Inc	F- Rio Houston, TX	MTC	FOB PLANT	11/2005	FO6	2.00	155,000	24,748	\$58.2000
10	Suwannee Steam Plant	Texpar Energy LLC	F- Texpar Bainbridge, GA	MTC	FOB PLANT	11/2005	FO6	1.00	155,000	2,038	\$46.5900

MONTHLY REPORT OF COST AND QUALITY OF FUEL FOR ELECTRIC PLANTS
ORIGIN, VOLUME, DELIVERED PRICE AND AS RECEIVED QUALITY

1. REPORTING MONTH: 11/2005
2. REPORTING COMPANY: FLORIDA POWER CORPORATION

3. NAME, TITLE TELEPHONE NUMBER OF CONTACT PERSON CONCERNING DATA

SUBMITTED ON THIS FORM: DAPHNE INGRAM, (919) 546-7908

4. SIGNATURE OF OFFICIAL SUBMITTED REPORT:

James A. King
JAMES KING
MANAGER, RCO BACK OFFICE

5. DATE COMPLETED: 12/27/2005

LINE NO	PLANT NAME	SUPPLIER NAME	DELIVERY LOCATION	DELIVERY DATE	TYPE OIL	VOLUME (Bbl)	INVOICE PRICE	INVOICE AMOUNT	NET DISCOUNT	NET AMOUNT	NET PRICE	QUALITY ADJUST	EFFECTIVE TRANSPORT		ADDITIONAL TRANSPORT	OTHER CHARGES	DELIVERED PRICE
							(\$/Bbl)	(\$)	(\$)	(\$)	(\$/Bbl)	(\$/Bbl)	PURCHASE PRICE	TO TERMINAL	(\$/Bbl)	(\$/Bbl)	(\$/Bbl)
(a)	(b)	(c)	(d)	(e)	(f)	(g)	(h)	(i)	(j)	(k)	(l)	(m)	(n)	(o)	(p)	(q)	(r)
1	Bartow Steam Plant	RIO Energy International, Inc	FOB TERMI	11/2005	FO6	659,042									\$0.00		\$44.02
2	Bartow Steam Plant	RIO Energy International, Inc	FOB TERMI	11/2005	FO6	238,547									\$0.00		\$44.49
3	Bartow Steam Plant	RIO Energy International, Inc	FOB TERMI	11/2005	FO6	118,624									\$0.00		\$43.81
4	Hines Energy Complex	BP Amoco Oil	FOB PLANT	11/2005	FO2	531									\$0.00		\$88.27
5	Suwannee Peakers	Colonial Oil Industries, Inc.	FOB PLANT	11/2005	FO2	20,510									\$0.00		\$90.94
6	Suwannee Peakers	Sommers Oil Co	FOB PLANT	11/2005	FO2	20,080									\$0.00		\$88.96
7	Suwannee Steam Plant	Colonial Oil Industries, Inc.	FOB PLANT	11/2005	FO6	28,673									\$0.00		\$48.00
8	Suwannee Steam Plant	RIO Energy International, Inc	FOB PLANT	11/2005	FO6	15,500									\$0.00		\$44.10
9	Suwannee Steam Plant	RIO Energy International, Inc	FOB PLANT	11/2005	FO6	24,748									\$0.00		\$58.20
10	Suwannee Steam Plant	Texpar Energy LLC	FOB PLANT	11/2005	FO6	2,038									\$0.00		\$46.59

MONTHLY REPORT OF COST AND QUALITY OF COAL FOR ELECTRIC PLANTS
ORIGIN, TONNAGE, DELIVERED PRICE AND AS RECEIVED QUALITY

- 1. Report for: Mo. November 2005
- 2. Reporting Company: Florida Power Corporation
- 3. Plant Name: McDuffie Coal Terminal

4. Name, Title and Telephone Number of Contact
Person Concerning Data Submitted on this Form
Amy B. Futrell - Business Financial Analyst
(919) 546-2678

5. Signature of Official Submitting Report



Amy B. Futrell - Business Financial Analyst

6. Date Completed: December 13, 2005

Line No.	Supplier Name	Mine Location	Purchase Type	Transportation Mode	Tons	Effective Purchase Price (\$/Ton)	Total Transportation Cost (\$/Ton)	F.O.B. Plant Price (\$/Ton)	As Received Coal Quality			
									Percent Sulfur (%)	Btu Content (Btu/lb)	Percent Ash (%)	Percent Moisture (%)
(a)	(b)	(c)	(d)	(e)	(f)	(g)	(h)	(i)	(j)	(k)	(l)	(m)
1	Drummond Coal Sales, Inc.	25 , IM , 999	MTC	GB	77,640			\$ 55.35	0.56	11,668	5.35	11.38
2	Glencore	45 , IM , 999	S	OB	48,502			\$ 72.14	0.70	12,373	5.43	9.44

**MONTHLY REPORT OF COST AND QUALITY OF COAL FOR ELECTRIC PLANTS
ORIGIN, TONNAGE, DELIVERED PRICE AND AS RECEIVED QUALITY**

- 1. Report for: Mo. November 2005
- 2. Reporting Company: Florida Power Corporation
- 3. Plant Name: Transfer Facility - IMT

4. Name, Title and Telephone Number of Contact
Person Concerning Data Submitted on this Form
Amy B. Futrell - Business Financial Analyst
(919) 546-2678

5. Signature of Official Submitting Report


Amy B. Futrell - Business Financial Analyst

6. Date Completed: December 13, 2005


Line No.	Supplier Name	Mine Location	Purchase Type	Transportation Mode	Tons	Effective Purchase Price (\$/Ton)	Total Transportation Cost (\$/Ton)	F.O.B. Plant Price (\$/Ton)	As Received Coal Quality			
									Percent Sulfur (%)	Btu Content (Btu/lb)	Percent Ash (%)	Percent Moisture (%)
(a)	(b)	(c)	(d)	(e)	(f)	(g)	(h)	(i)	(j)	(k)	(l)	(m)
1	Central Coal Co.	8 , Wv , 39	MTC	B	6,389			\$ 62.54	0.69	12,375	11.66	6.49
2	Central Coal Co.	8 , Wv , 39	MTC	B	19,635			\$ 62.04	0.69	12,375	11.66	6.49
3	Progress Fuels Corporation	8 , Wv , 39	MTC	B	11,556			\$ 73.70	0.70	12,393	12.01	5.86
4	Progress Fuels Corporation	8 , Wv , 39	MTC	B	16,424			\$ 73.16	0.70	12,393	12.01	5.86
5	Progress Fuels Corporation	8 , Wv , 39	MTC	B	12,087			\$ 73.24	0.69	12,498	10.98	6.60

**MONTHLY REPORT OF COST AND QUALITY OF COAL FOR ELECTRIC PLANTS
ORIGIN, TONNAGE, DELIVERED PRICE AND AS RECEIVED QUALITY**

- 1. Report for: Mo. November 2005
- 2. Reporting Company: Florida Power Corporation
- 3. Plant Name: Crystal River 1 & 2

4. Name, Title and Telephone Number of Contact
Person Concerning Data Submitted on this Form
Amy B. Futrell - Business Financial Analyst
(919) 546-2678

5. Signature of Official Submitting Report


Amy B. Futrell - Business Financial Analyst

6. Date Completed: December 13, 2005

Line No.	Supplier Name	Mine Location	Purchase Type	Transportation Mode	Tons	Effective Purchase Price (\$/Ton)	Total Transportation Cost (\$/Ton)	F.O.B. Plant Price (\$/Ton)	As Received Coal Quality				
									Percent Sulfur (%)	Btu Content (Btu/lb)	Percent Ash (%)	Percent Moisture (%)	
(a)	(b)	(c)	(d)	(e)	(f)	(g)	(h)	(i)	(j)	(k)	(l)	(m)	
1	Consolidated Coal Sales	08 , Ky ,	119	MTC	UR	39,145			\$79.28	1.26	12,855	7.87	6.46
2	Alpha Natural Resources	08 , Ky ,	133	S	UR	21,250			\$82.94	1.03	12,221	11.74	6.74
3	Massey Coal Sales Company, Inc	08 , Ky ,	195	MTC	UR	47,282			\$66.81	1.09	12,178	11.20	7.15
4	B & W Resources, Inc.	08 , Ky ,	051	MTC	UR	19,851			\$70.62	1.21	12,228	12.08	5.43
5	Sequoia Energy	08 Ky	095	MTC	UR	8,550			\$73.43	0.94	13,050	8.56	4.84
6	Central Appalachian Mining	08 Ky	195	S	UR	10,253			\$85.03	0.90	12,422	10.85	6.40
7	Constellation Energy	08 WV	005	S	UR	7,975			\$82.19	0.84	12,594	11.37	4.95
8	Transfer Facility	N/A		N/A	OB	15,647			\$64.59	0.76	12,235	11.71	7.07

MONTHLY REPORT OF COST AND QUALITY OF COAL FOR ELECTRIC PLANTS
ORIGIN, TONNAGE, DELIVERED PRICE AND AS RECEIVED QUALITY

- 1. Report for: Mo. November 2005
- 2. Reporting Company: Florida Power Corporation
- 3. Plant Name: Crystal River 4 & 5

- 4. Name, Title and Telephone Number of Contact Person Concerning Data Submitted on this Form
Amy B. Futrell - Business Financial Analyst
(919) 546-2678

- 5. Signature of Official Submitting Report


Amy B. Futrell - Business Financial Analyst

- 6. Date Completed: December 13, 2005

Line No.	Supplier Name	Mine Location	Purchase Type	Transportation Mode	Tons	Effective Purchase Price (\$/Ton)	Total Transportation Cost (\$/Ton)	F.O.B. Plant Price (\$/Ton)	As Received Coal Quality			
									Percent Sulfur (%)	Btu Content (Btu/lb)	Percent Ash (%)	Percent Moisture (%)
(a)	(b)	(c)	(d)	(e)	(f)	(g)	(h)	(i)	(j)	(k)	(l)	(m)
1	Central Appalachian Mining, form	08 , Ky ,	195	MTC	UR	28,191		\$59.99	0.67	12,523	10.42	6.19
2	Progress Fuels Corporation	08 , Ky ,	119	MTC	UR	28,215		\$76.25	0.73	12,765	8.77	5.89
3	Alliance Coal Sales Corp	08 , Ky ,	195	MTC	UR	28,612		\$60.19	0.64	12,783	8.52	6.22
4	Massey Coal Sales	08 , Wv ,	005	MTC	UR	30,178		\$72.15	0.74	12,521	12.26	5.16
5	Arch Coal Sales	08 Va	105	S	UR	10,151		\$88.09	0.70	12,451	11.22	5.99
6	Transfer Facility	N/A		N/A	OB	96,395		\$66.73	0.62	11,864	5.52	10.66
7	Transfer Facility	N/A		N/A	OB	95,139		\$71.02	0.66	12,479	7.40	7.99

MONTHLY REPORT OF COST AND QUALITY OF COAL FOR ELECTRIC PLANTS
ORIGIN, TONNAGE, DELIVERED PRICE AND AS RECEIVED QUALITY

1. Report for: Mo. November 2005
2. Reporting Company: Florida Power Corporation
3. Plant Name: McDuffie Coal Terminal

4. Name, Title and Telephone Number of Contact
Person Concerning Data Submitted on this Form
Amy B. Futrell - Business Financial Analyst
(919) 546-2678

5. Signature of Official Submitting Report



Amy B. Futrell - Business Financial Analyst

6. Date Completed: December 13, 2005

Line No.	Supplier Name	Mine Location	Purchase Type	Tons	F.O.B. Mine Price (\$/Ton)	Short Haul & Loading Charges (\$/Ton)	Original Invoice Price (\$/Ton)	Retro-active Price Increases (\$/Ton)	Base Price (\$/Ton)	Quality Adjustments (\$/Ton)	Effective Purchase Price (\$/Ton)
(a)	(b)	(c)	(d)	(e)	(f)	(g)	(h)	(i)	(j)	(k)	(l)
1	Drummond Coal Sales, Inc.	25 , IM ,	999 MTC	77,640	█	\$ -	█	\$ -	█	█	█
2	Glencore	45 , IM ,	999 S	48,502	█	\$ -	█	\$ -	█	█	█

MONTHLY REPORT OF COST AND QUALITY OF COAL FOR ELECTRIC PLANTS
ORIGIN, TONNAGE, DELIVERED PRICE AND AS RECEIVED QUALITY

- 1. Report for: Mo. November 2005
- 2. Reporting Company: Florida Power Corporation
- 3. Plant Name: Transfer Facility - IMT

4. Name, Title and Telephone Number of Contact
Person Concerning Data Submitted on this Form
Amy B. Futrell - Business Financial Analyst
(919) 546-2678

5. Signature of Official Submitting Report


Amy B. Futrell Business Financial Analyst

6. Date Completed: December 13, 2005

Line No.	Supplier Name	Mine Location	Purchase Type	Tons	F.O.B. Mine Price (\$/Ton)	Short Haul & Loading Charges (\$/Ton)	Original Invoice Price (\$/Ton)	Retro-active Price Inc(Dec) (\$/Ton)	Base Price (\$/Ton)	Quality Adjustments (\$/Ton)	Effective Purchase Price (\$/Ton)
(a)	(b)	(c)	(d)	(e)	(f)	(g)	(h)	(i)	(j)	(k)	(l)
1	Central Coal Co.	08 , Wv ,	039 MTC	6,389		\$0.00		\$0.00			
2	Central Coal Co.	08 , Wv ,	039 MTC	19,635		\$0.00		\$0.00			
3	Progress Fuels Corporation	08 , Wv ,	039 MTC	11,556		\$0.00		\$0.00			
4	Progress Fuels Corporation	08 , Wv ,	039 MTC	16,424		\$0.00		\$0.00			
5	Progress Fuels Corporation	08 , Wv ,	039 MTC	12,087		\$0.00		\$0.00			

MONTHLY REPORT OF COST AND QUALITY OF COAL FOR ELECTRIC PLANTS
ORIGIN, TONNAGE, DELIVERED PRICE AND AS RECEIVED QUALITY

- 1. Report for: Mo. November 2005
- 2. Reporting Company: Florida Power Corporation
- 3. Plant Name: Crystal River 1 & 2

4. Name, Title and Telephone Number of Contact
Person Concerning Data Submitted on this Form
Amy B. Futrell - Business Financial Analyst
(919) 546-2678

5. Signature of Official Submitting Report


Amy B. Futrell Business Financial Analyst

6. Date Completed: December 13, 2005

Line No.	Supplier Name	Mine Location	Purchase Type	Tons	F.O.B. Mine Price (\$/Ton)	Short Haul & Loading Charges (\$/Ton)	Original Invoice Price (\$/Ton)	Retro-active Price Increases (\$/Ton)	Base Price (\$/Ton)	Quality Adjustments (\$/Ton)	Effective Purchase Price (\$/Ton)
(a)	(b)	(c)	(d)	(e)	(f)	(g)	(h)	(i)	(j)	(k)	(l)
1	Consolidated Coal Sales	08 , Ky ,	119 MTC	39,145		\$0.00		\$0.00			
2	Alpha Natural Resources	08 , Ky ,	133 S	21,250		\$0.00		\$0.00			
3	Massey Coal Sales Company, Inc	08 , Ky ,	195 MTC	47,282		\$0.00		\$0.00			
4	B & W Resources, Inc.	Ky	MTC	19,851		\$0.00		\$0.00			
5	Sequoia Energy	Ky	MTC	8,550		\$0.00		\$0.00			
6	Central Appalachian Mining	Ky	S	10,253		\$0.00		\$0.00			
7	Constellation Energy	WV	S	7,975		\$0.00		\$0.00			
8	Transfer Facility	N/A	N/A	15,647		\$0.00		\$0.00			

**MONTHLY REPORT OF COST AND QUALITY OF COAL FOR ELECTRIC PLANTS
ORIGIN, TONNAGE, DELIVERED PRICE AND AS RECEIVED QUALITY**

- 1. Report for: Mo. November 2005
- 2. Reporting Company: Florida Power Corporation
- 3. Plant Name: Crystal River 4 & 5

4. Name, Title and Telephone Number of Contact Person Concerning Data Submitted on this Form
Amy B. Futrell - Business Financial Analyst
(919) 546-2678

5. Signature of Official Submitting Report

Amy B Futrell

Amy B. Futrell - Business Financial Analyst

6. Date Completed: December 13, 2005

Line No.	Supplier Name	Mine Location	Purchase Type	Tons	F.O.B. Mine Price (\$/Ton)	Short Haul & Loading Charges (\$/Ton)	Original Invoice Price (\$/Ton)	Retro-active Price Increases (\$/Ton)	Base Price (\$/Ton)	Quality Adjustments (\$/Ton)	Effective Purchase Price (\$/Ton)
(a)	(b)	(c)	(d)	(e)	(f)	(g)	(h)	(i)	(j)	(k)	(l)
1	Central Appalachian Mining, form	08 , Ky ,	195 MTC	28,191		\$0.00		\$0.00			
2	Progress Fuels Corporation	08 , Ky ,	119 MTC	28,215		\$0.00		\$0.00			
3	Alliance Coal Sales Corp	08 , Ky ,	195 MTC	28,612		\$0.00		\$0.00			
4	Massey Coal Sales	08 , Wv ,	005 MTC	30,178		\$0.00		\$0.00			
5	Arch Coal Sales	08 Va	105 S	10,151		\$0.00		\$0.00			
6	Transfer Facility	N/A	N/A	96,395		\$0.00		\$0.00		N/A	
7	Transfer Facility	N/A	N/A	95,139		\$0.00		\$0.00		N/A	

MONTHLY REPORT OF COST AND QUALITY OF COAL FOR ELECTRIC PLANTS
ORIGIN, TONNAGE, DELIVERED PRICE AND AS RECEIVED QUALITY

- 1. Report for: Mo. November 2005
- 2. Reporting Company: Florida Power Corporation
- 3. Plant Name: McDuffie Coal Terminal

4. Name, Title and Telephone Number of Contact Person Concerning Data Submitted on this Form
Amy B. Futrell - Business Financial Analyst
(919) 546-2678

5. Signature of Official Submitting Report



Amy B. Futrell Business Financial Analyst

6. Date Completed: December 13, 2005

Line No.	Supplier Name	Mine Location	Shipping Point	Transportation Mode	Tons	Effective Purchase Price (\$/Ton)	Additional Shorthaul Loading Charges (\$/Ton)	Rail Rate (\$/Ton)	Other Rail Charges (\$/Ton)	River Barge Rate (\$/Ton)	Trans-loading Rate (\$/Ton)	Ocean Barge Rate (\$/Ton)	Other Water Charges (\$/Ton)	Other Related Charges (\$/Ton)	Transportation Charges (\$/Ton)	F.O.B. Plant Price (\$/Ton)
(a)	(b)	(c)	(d)	(e)	(f)	(g)	(h)	(i)	(j)	(k)	(l)	(m)	(n)	(o)	(p)	(q)
1	Drummond Coal Sales, Inc.	25 IM, 999	Cartagena, Co	GB	77,640	████████	N/A	N/A	N/A	N/A	████████	N/A	N/A	N/A	████████	\$ 55.35
2	Glencore	45 IM, 999	Colombia, SA	OB	48,502	████████	N/A	N/A	N/A	NA	████████	N/A	N/A	N/A	████████	\$ 72.14

MONTHLY REPORT OF COST AND QUALITY OF COAL FOR ELECTRIC PLANTS
ORIGIN, TONNAGE, DELIVERED PRICE AND AS RECEIVED QUALITY

- 1. Report for: Mo. November 2005
- 2. Reporting Company: Florida Power Corporation
- 3. Plant Name: Transfer Facility - IMT

4. Name, Title and Telephone Number of Contact
Person Concerning Data Submitted on this Form
Amy B. Futrell - Business Financial Analyst
(919) 546-2678

5. Signature of Official Submitting Report



Amy B. Futrell - Business Financial Analyst

6. Date Completed: December 13, 2005


Line No.	Supplier Name	Mine Location	Shipping Point	Transportation Mode	Tons	Additional		Rail Rate (\$/Ton)	Other Rail Charges (\$/Ton)	River Barge Rate (\$/Ton)	Trans-loading Rate (\$/Ton)	Ocean Barge Rate (\$/Ton)	Other Water Charges (\$/Ton)	Other Related Charges (\$/Ton)	Transportation Charges (\$/Ton)	F.O.B. Plant Price (\$/Ton)
						Effective Purchase Price (\$/Ton)	Shorthaul Loading Charges (\$/Ton)									
(a)	(b)	(c)	(d)	(e)	(f)	(g)	(h)	(i)	(j)	(k)	(l)	(m)	(n)	(o)	(p)	(q)
1	Central Coal Co.	08 , Wv ,	039 Kanawha,Wv	B	6,389		N/A	N/A	N/A			N/A	N/A	N/A		\$62.54
2	Central Coal Co.	08 , Wv ,	039 Kanawha,Wv	B	19,635		N/A	N/A	N/A			N/A	N/A	N/A		\$62.04
3	Progress Fuels Corporation	08 , Wv ,	039 Kanawha,Wv	B	11,556		N/A	N/A	N/A			N/A	N/A	N/A		\$73.70
4	Progress Fuels Corporation	08 , Wv ,	039 Kanawha,Wv	B	16,424		N/A	N/A	N/A			N/A	N/A	N/A		\$73.16
5	Progress Fuels Corporation	08 , Wv ,	039 Kanawha,Wv	B	12,087		N/A	N/A	N/A			N/A	N/A	N/A		\$73.24

MONTHLY REPORT OF COST AND QUALITY OF COAL FOR ELECTRIC PLANTS
ORIGIN, TONNAGE, DELIVERED PRICE AND AS RECEIVED QUALITY

- 1. Report for: Mo. November 2005
- 2. Reporting Company: Florida Power Corporation
- 3. Plant Name: Crystal River 1 & 2

4. Name, Title and Telephone Number of Contact
Person Concerning Data Submitted on this Form
Amy B. Futrell - Business Financial Analyst
(919) 546-2678

5. Signature of Official Submitting Report



Amy B. Futrell - Business Financial Analyst

6. Date Completed: December 13, 2005


Line No.	Supplier Name	Mine Location	Shipping Point	Transportation Mode	Tons	Effective Purchase Price (\$/Ton)	Additional Shorthaul Charges (\$/Ton)	Rail Rate (\$/Ton)	Other Rail Charges (\$/Ton)	River Barge Rate (\$/Ton)	Trans-loading Rate (\$/Ton)	Ocean Barge Rate (\$/Ton)	Other Water Charges (\$/Ton)	Other Related Charges (\$/Ton)	Transportation Charges (\$/Ton)	F.O.B. Plant Price (\$/Ton)
(a)	(b)	(c)	(d)	(e)	(f)	(g)	(h)	(i)	(j)	(k)	(l)	(m)	(n)	(o)	(p)	(q)
1	Consolidated Coal Sales	08 , Ky	119 Knott, Ky	UR	39,145		N/A			N/A	N/A	N/A	N/A	N/A		\$79.28
2	Alpha Natural Resources	08 , Ky	133 Letcher, Ky	UR	21,250		N/A			N/A	N/A	N/A	N/A	N/A		\$82.94
3	Massey Coal Sales Company, Inc.	08 , Ky	195 Pike, Ky	UR	47,282		N/A			N/A	N/A	N/A	N/A	N/A		\$66.81
4	B & W Resources, Inc.	08 Ky	Clay, Ky	UR	19,851		N/A			N/A	N/A	N/A	N/A	N/A		\$70.62
5	Sequoia Energy	08 Ky	Harlan, Ky	UR	8,550		N/A			N/A	N/A	N/A	N/A	N/A		\$73.43
6	Central Appalachian Mining	08 Ky	Pike, Ky	UR	10,253		N/A			N/A	N/A	N/A	N/A	N/A		\$85.03
7	Constellation Energy	08 WV	Boone, WV	UR	7,975		N/A			N/A	N/A	N/A	N/A	N/A		\$82.19
8	Transfer Facility	00 N/A	Plaquemines, I	OB	15,647		N/A			N/A	N/A	N/A	N/A	N/A		\$64.59

MONTHLY REPORT OF COST AND QUALITY OF COAL FOR ELECTRIC PLANTS
ORIGIN, TONNAGE, DELIVERED PRICE AND AS RECEIVED QUALITY

- 1. Report for: Mo. November 2005
- 2. Reporting Company: Florida Power Corporation
- 3. Plant Name: Crystal River 4 & 5

4. Name, Title and Telephone Number of Contact Person Concerning Data Submitted on this Form
Amy B. Futrell - Business Financial Analyst
(919) 546-2678

5. Signature of Official Submitting Report



Amy B. Futrell Business Financial Analyst

6. Date Completed: December 13, 2005

Line No.	Supplier Name	Mine Location	Shipping Point	Transportation Mode	Tons	Additional		Rail Rate (\$/Ton)	Other Rail Charges (\$/Ton)	River Barge Rate (\$/Ton)	Trans-loading Rate (\$/Ton)	Ocean Barge Rate (\$/Ton)	Other Water Charges (\$/Ton)	Other Related Charges (\$/Ton)	Transportation Charges (\$/Ton)	F.O.B. Plant Price (\$/Ton)
						Effective Purchase Price (\$/Ton)	Shorthaul Loading Charges (\$/Ton)									
(a)	(b)	(c)	(d)	(e)	(f)	(g)	(h)	(i)	(j)	(k)	(l)	(m)	(n)	(o)	(p)	(q)
1	Central Appalachian Mining, formerly / Progress Fuels Corporation	08 , Ky	195 Pike, Ky	UR	28,191		N/A			N/A	N/A	N/A	N/A	N/A		\$59.99
2		08 , Ky	119 Knott, Ky	UR	28,215		N/A			N/A	N/A	N/A	N/A	N/A		\$76.25
3	Alliance Coal Sales Corp	08 , Ky	195 Pike, Ky	UR	28,612		N/A			N/A	N/A	N/A	N/A	N/A		\$60.19
4	Massey Coal Sales	08 , Wv	005 Boone, Wv	UR	30,178		N/A			N/A	N/A	N/A	N/A	N/A		\$72.15
5	Arch Coal Sales	08 Va	105 Lee, Va.	UR	10,151		N/A			N/A	N/A	N/A	N/A	N/A		\$88.09
6	Transfer Facility	N/A	Plaquemines, La	OB	96,395		N/A	N/A	N/A	N/A	N/A	N/A	N/A	N/A		\$66.73
7	Transfer Facility	N/A	Mobile, Al	OB	95,139		N/A	N/A	N/A	N/A	N/A	N/A	N/A	N/A		\$71.02

MONTHLY REPORT OF COST AND QUALITY OF COAL FOR ELECTRIC PLANTS
 REPORT OF ADJUSTMENTS TO PREVIOUS COAL DELIVERIES

- 1. Report for: Mo. November 2005
- 2. Reporting Company: Florida Power Corporation
- 3. Plant Name: McDuffie Coal Terminal

4. Name, Title and Telephone Number of Contact
 Person Concerning Data Submitted on this Form
 Amy B. Futrell - Business Financial Analyst
 (919) 546-2678

5. Signature of Official Submitting Report

Amy B Futrell

Amy B. Futrell - Business Financial Analyst

6. Date Completed: December 13, 2005

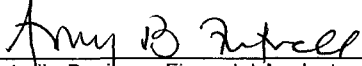
Line No.	Month Reported	Form Plant Name	Intended Generating Plant	Supplier	Original Line Number	Old Volume (tons)	Form No.	Column Title	Old Value	New Value	New F.O.B. Plant Price	Reason for Revision
(a)	(b)	(c)	(d)	(e)	(f)	(g)	(h)	(i)	(j)	(k)	(l)	(m)
1	10/05	McDuffie Coal Terminal	Drummond		1	47,521	2A	(k) Quality Adjustments			\$ 55.50	Quality Adjustment

MONTHLY REPORT OF COST AND QUALITY OF COAL FOR ELECTRIC PLANTS
 REPORT OF ADJUSTMENTS TO PREVIOUS COAL DELIVERIES

- 1. Report for: Mo. November 2005
- 2. Reporting Company: Florida Power Corporation
- 3. Plant Name: Transfer Facility - IMT

4. Name, Title and Telephone Number of Contact
 Person Concerning Data Submitted on this Form
 Amy B. Futrell - Business Financial Analyst
 (919) 546-2678

5. Signature of Official Submitting Report


 Amy B. Futrell - Business Financial Analyst

6. Date Completed: December 13, 2005

Line No.	Month Reported	Form Plant Name	Intended Generating Plant	Supplier	Original Line Number	Old Volume (tons)	Form No.	Column Title	Old Value	New Value	New F.O.B. Plant Price	Reason for Revision
(a)	(b)	(c)	(d)	(e)	(f)	(g)	(h)	(i)	(j)	(k)	(l)	(m)
1	10/05	Transfer Facility-IMT		Keystone	7	1,799	2A	(k) Quality Adjustments			56.30	Quality Adjustment
2	01/05	Transfer Facility-IMT		Central Coal Company	3	1,762	2A	(k) Quality Adjustments			63.36	Quality Adjustment
3	02/05	Transfer Facility-IMT		Central Coal Company	1	14,866	2A	(k) Quality Adjustments			63.06	Quality Adjustment
4	02/05	Transfer Facility-IMT		Central Coal Company	2	17,949	2A	(k) Quality Adjustments			62.56	Quality Adjustment
5	03/05	Transfer Facility-IMT		Central Coal Company	1	11,243	2A	(k) Quality Adjustments			62.16	Quality Adjustment
6	03/05	Transfer Facility-IMT		Central Coal Company	2	14,592	2A	(k) Quality Adjustments			61.66	Quality Adjustment
7	06/05	Transfer Facility-IMT		Central Coal Company	7	3,916	2c	(k) Quality Adjustments			62.69	Quality Adjustment
8	06/05	Transfer Facility-IMT		Central Coal Company	10	5,171	2c	(k) Quality Adjustments			63.19	Quality Adjustment
9	05/05	Transfer Facility-IMT		Central Coal Company	1	13,507	2A	(k) Quality Adjustments			60.85	Quality Adjustment
10	05/05	Transfer Facility-IMT		Central Coal Company	2	14,126	2A	(k) Quality Adjustments			61.35	Quality Adjustment
11	06/05	Transfer Facility-IMT		Central Coal Company	1	23,509	2A	(k) Quality Adjustments			60.86	Quality Adjustment
12	06/05	Transfer Facility-IMT		Central Coal Company	2	4,236	2A	(k) Quality Adjustments			61.36	Quality Adjustment
13	07/05	Transfer Facility-IMT		Central Coal Company	1	27,039	2A	(k) Quality Adjustments			61.33	Quality Adjustment

1. Report for: Mo. November 2005

MONTHLY REPORT OF COST AND QUALITY OF COAL FOR ELECTRIC PLANTS
REPORT OF ADJUSTMENTS TO PREVIOUS COAL DELIVERIES

2. Reporting Company: Florida Power Corporation

2. Reporting Company: Florida Power Corporation

3. Plant Name: Transfer Facility - IMT

4. Name, Title and Telephone Number of Contact
Person Concerning Data Submitted on this Form
Amy B. Futrell - Business Financial Analyst
(919) 546-2678

5. Signature of Official Submitting Report



Amy B. Futrell Business Financial Analyst

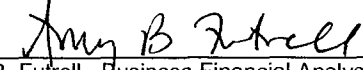
Line No.	Month Reported	Form Plant Name	Intended Generating Plant	Supplier	Original Line Number	Old Volume (tons)	Form No.	Column Title	Old Value	New Value	New F.O.B. Plant Price	Reason for Revision
(a)	(b)	(c)	(d)	(e)	(f)	(g)	(h)	(i)	(j)	(k)	(l)	(m)
14	08/05	Transfer Facility-IMT	Central Coal Company		1	5,643	2A	(k) Quality Adjustments			61.89	Quality Adjustment
15	08/05	Transfer Facility-IMT	Central Coal Company		2	19,992	2A	(k) Quality Adjustments			62.33	Quality Adjustment
16	09/05	Transfer Facility-IMT	Central Coal Company		1	6,428	2A	(k) Quality Adjustments			61.86	Quality Adjustment
17	09/05	Transfer Facility-IMT	Central Coal Company		2	11,478	2A	(k) Quality Adjustments			61.42	Quality Adjustment
18	09/05	Transfer Facility-IMT	Central Coal Company		3	6,006	2A	(k) Quality Adjustments			61.92	Quality Adjustment
19	10/05	Transfer Facility-IMT	Central Coal Company		1	16,363	2A	(k) Quality Adjustments			62.80	Quality Adjustment
20	10/05	Transfer Facility-IMT	Central Coal Company		2	10,959	2A	(k) Quality Adjustments			62.30	Quality Adjustment
21	6/05	Transfer Facility-IMT	Central Coal Company		8	10,598	2C	(k) Quality Adjustments			61.25	Quality Adjustment
22	6/05	Transfer Facility-IMT	Central Coal Company		11	8,223	2c	(k) Quality Adjustments			61.75	Quality Adjustment

MONTHLY REPORT OF COST AND QUALITY OF COAL FOR ELECTRIC PLANTS
REPORT OF ADJUSTMENTS TO PREVIOUS COAL DELIVERIES

- 1. Report for: Mo. November 2005
- 2. Reporting Company: Florida Power Corporation
- 3. Plant Name: Crystal River 1 & 2

4. Name, Title and Telephone Number of Contact
Person Concerning Data Submitted on this Form
Amy B. Futrell - Business Financial Analyst
(919) 546-2678

5. Signature of Official Submitting Report


Amy B. Futrell - Business Financial Analyst

6. Date Completed: December 13, 2005

Line No.	Month Reported	Form Plant Name	Intended Generating Plant	Supplier	Original Line Number	Old Volume (tons)	Form No.	Column Title	Old Value	New Value	New F.O.B. Plant Price	Reason for Revision
(a)	(b)	(c)	(d)	(e)	(f)	(g)	(h)	(i)	(j)	(k)	(l)	(m)
1	10/05	CR1&2	CR1&2	Sequoia	6	10,032	2A	(k) Quality Adjustments			\$ 73.55	Quality Adjustment
2	02/05	CR1&2	CR1&2	B&W Resources Inc.	5	8,881	2A	(k) Quality Adjustments			\$ 68.49	Quality Adjustment
3	03/05	CR1&2	CR1&2	B&W Resources Inc.	5	10,481	2A	(k) Quality Adjustments			\$ 68.07	Quality Adjustment
4	04/05	CR1&2	CR1&2	B&W Resources Inc.	7	19,446	2A	(k) Quality Adjustments			\$ 69.44	Quality Adjustment
5	05/05	CR1&2	CR1&2	B&W Resources Inc.	5	19,232	2A	(k) Quality Adjustments			\$ 69.76	Quality Adjustment
6	06/05	CR1&2	CR1&2	B&W Resources Inc.	5	19,278	2A	(k) Quality Adjustments			\$ 68.92	Quality Adjustment
7	07/05	CR1&2	CR1&2	B&W Resources Inc.	5	27,303	2A	(k) Quality Adjustments			\$ 67.97	Quality Adjustment
8	08/05	CR1&2	CR1&2	B&W Resources Inc.	5	9,184	2A	(k) Quality Adjustments			\$ 68.55	Quality Adjustment
9	09/05	CR1&2	CR1&2	B&W Resources Inc.	1	28,862	2A	(k) Quality Adjustments			\$ 69.09	Quality Adjustment
10	10/05	CR1&2	CR1&2	B&W Resources Inc.	5	19,737	2A	(k) Quality Adjustments			\$ 70.20	Quality Adjustment
11	10/05	CR1&2	CR1&2	Consolidation Coal Sales	1	47,911	2A	(k) Quality Adjustments			\$ 78.46	Quality Adjustment
12	10/05	CR1&2	CR1&2	Consolidation Coal Sales	2	19,179	2A	(k) Quality Adjustments			\$ 77.83	Quality Adjustment
13	10/05	CR1&2	CR1&2	Alpha Natural Resources	3	10,112	2A	(k) Quality Adjustments			\$ 82.75	Quality Adjustment
14	01/05	CR1&2	CR1&2	B&W Resources Inc.	5	9,050	2A	(k) Quality Adjustments			\$ 84.50	Quality Adjustment