



R. Wade Litchfield
 Associate General Counsel
 Regulatory
 Florida Power & Light Company
 700 Universe Boulevard
 Juno Beach, FL 33408-0420
 (561) 691-7101
 (561) 691-7135 (Facsimile)

ORIGINAL

RECEIVED-FPSC
 06 FEB 17 PM 12:44
 COMMISSION
 CLERK

February 17, 2006

VIA HAND DELIVERY

Ms. Blanca S. Bayó, Director
 Division of the Commission Clerk and
 Administrative Services
 Florida Public Service Commission
 Betty Easley Conference Center, Room 110
 2540 Shumard Oak Boulevard
 Tallahassee, Florida 32399-0850

Re: Docket No. 060001-EI – Monthly Fuel Filings

Dear Ms. Bayó:

Enclosed herewith for filing are the original and five (5) copies of the following monthly fuel reports for FPL:

- (a) FPSC Forms 423-1, 423-1(a), and 423-1(b) for Florida Power & Light Company for the month of October 2005;
- (b) FPSC Forms 423-2, 423-2(a), and 423-2(b) for St. Johns River Power Park (SJRPP) for the month of October 2005; and
- (c) FPSC Forms 423-2, 423-2(a), and 423-2(b) for Plant Scherer for the month of September 2005.

CMP _____
 COM 5
 CTR _____
 ECR _____
 GCL _____
 OPC _____
 RCA _____
 SCR _____
 SGA _____
 SEC 1
 OTH _____

FPL's Request for Confidential Classification of the information removed from FPL FPSC Form 423 1(a) and SJRPP FPSC Forms 423-2, 423-2(a), and 423-2(b) is being filed under separate cover. Should you have any questions regarding this filing, please contact me at (561) 691-7101.

Thank you for your attention to this matter, I remain,

Sincerely,

R. Wade Litchfield

RECEIVED & FILED

FPSC-BUREAU OF RECORDS

RWL/ec
 Enclosures
 cc: Service List

Doc/423 Fuel Filing/October 2005

DOCUMENT NUMBER-DATE


01407 FEB 17 06

FPSC-COMMISSION CLERK

MONTHLY REPORT OF COST AND QUALITY OF FUEL OIL FOR ELECTRIC PLANTS
ORIGIN, VOLUME, DELIVERED PRICE AND AS RECEIVED QUANTITY

FPSC FORM NO. 423-1

1. REPORTING MONTH: OCT YEAR: 2005
2. REPORTING COMPANY: FLORIDA POWER & LIGHT COMPANY

3. NAME, TITLE, TELEPHONE NUMBER OF CONTACT PERSON CONCERNING DATA
SUBMITTED ON THIS FORM: KORY DUBIN, REGULATORY AFFAIRS, (305) 552-4910.
4. SIGNATURE OF OFFICIAL SUBMITTING REPORT: 
5. DATE COMPLETED: 01/12/2006

LINE NO	PLANT	SUPPLIER	SHIPPING POINT	PURCHASE TYPE	DELIVERY LOCATION	DELIVERY DATE	TYPE OIL	SULFUR (%)	BTU CONTENT (BTU / GAL)	VOLUME (BBLs)	PRICE (\$/BBL)
1	MANATEE	SHELL	RIVER	MTC	PORT MANATEE	10/11/2005	F06	0.97	152500	110253	51.9890
2	MANATEE	SHELL	RIVER	MTC	PORT MANATEE	10/26/2005	F06	0.97	151119	111822	51.9890
3	PT. EVERGLADES	BP	GREAT BRITAIN / UN	S	PORT EVERGLADES	10/21/2005	F06	0.98	151619	220549	54.2560
4	MARTIN	CONOCO	RIVER	S	PALM BEACH	10/12/2005	F06	0.97	153167	98186	52.1270
5	PT. EVERGLADES	CONOCO	GREAT BRITAIN / UN	S	PORT EVERGLADES	10/01/2005	F06	1.00	151929	217531	55.8130
6	RIVIERA	CONOCO	RIVER	S	RIVIERA	10/12/2005	F06	0.97	153167	43652	53.1130
7	RIVIERA	CONOCO	RIVER	S	RIVIERA	10/30/2005	F06	0.82	152357	144639	53.1130
8	CAPE CANAVERAL	GLENCORE	RIVER	S	PORT CANAVERAL	10/31/2005	F06	1.00	149929	73900	53.9250
9	MARTIN	GLENCORE	BAHAMAS	S	PALM BEACH	10/16/2005	F06	1.00	151786	146992	53.3350
10	SANFORD	GLENCORE	BORCO, BAHAMAS	S	JACKSONVILLE	10/28/2005	F06	1.00	150833	71052	53.9250
11	CAPE CANAVERAL	PETROBRAS	BRAZIL	S	PORT CANAVERAL	10/02/2005	F06	0.94	153857	206367	51.7060
12	CAPE CANAVERAL	SEMPRA	BORCO, BAHAMAS	S	PORT CANAVERAL	10/19/2005	F06	0.98	149405	145740	52.5340
13	MARTIN	SEMPRA	RIVER	S	PALM BEACH	10/01/2005	F06	1.00	152000	148330	53.4620
14	MANATEE	SEMPRA	BORCO, BAHAMAS	S	PORT MANATEE	10/21/2005	F06	1.00	150167	275533	53.6060
15	TURKEY POINT	SEMPRA	BORCO, BAHAMAS	S	FISHER ISLAND	10/14/2005	F06	0.91	148214	144360	52.2890
16	CAPE CANAVERAL	SEMPRA	BAHAMAS	S	PORT CANAVERAL	10/07/2005	F06	0.99	151905	145370	53.5820
17	MARTIN	SHELL	BAHAMAS	S	PALM BEACH	10/14/2005	F06	0.94	151048	134910	52.2890
18	RIVIERA	SHELL	BAHAMAS	S	RIVIERA	10/03/2005	F06	0.90	152071	130413	51.9890
19	RIVIERA	SHELL	BAHAMAS	S	RIVIERA	10/10/2005	F06	1.00	152405	133261	51.9890
20	RIVIERA	SHELL	BORCO, BAHAMAS	S	RIVIERA	10/19/2005	F06	0.96	151667	126632	51.3000
21	TURKEY POINT	SHELL	BAHAMAS	S	FISHER ISLAND	10/22/2005	F06	1.00	151833	120691	51.9890
22	MANATEE	VITOL	BORCO, BAHAMAS	S	PORT MANATEE	10/02/2005	F06	1.00	148810	300234	55.6130
23	PT. EVERGLADES	VITOL	BAHAMAS	S	PORT EVERGLADES	10/12/2005	F06	0.99	149857	325674	53.3560
24	MANATEE	ROYAL	NA-TRUCK DELIVERY	STC		10/11/2005	F02	N/A	N/A	175	*
25	MANATEE	ROYAL	NA-TRUCK DELIVERY	STC		10/11/2005	F02	N/A	N/A	-142	*
26	MANATEE	ROYAL	NA-TRUCK DELIVERY	STC		10/11/2005	F02	N/A	N/A	-151	*
27	MANATEE	ROYAL	NA-TRUCK DELIVERY	STC		10/11/2005	F02	N/A	N/A	-149	*

DOCUMENT NUMBER-DATE

01407 FEB 17 08

ORIGINAL

MONTHLY REPORT OF COST AND QUALITY OF FUEL OIL FOR ELECTRIC PLANTS
ORIGIN, VOLUME, DELIVERED PRICE AND AS RECEIVED QUANTITY

FPSC FORM NO. 423-1

1. REPORTING MONTH: OCT YEAR: 2005

2. REPORTING COMPANY: FLORIDA POWER & LIGHT COMPANY

3. NAME, TITLE TELEPHONE NUMBER OF CONTACT PERSON CONCERNING DATA
SUBMITTED ON THIS FORM: KORY DUBIN, REGULATORY AFFAIRS, (305) 552-4910.4. SIGNATURE OF OFFICIAL SUBMITTING REPORT: 

5. DATE COMPLETED: 01/12/2006

LINE NO	PLANT	SUPPLIER	SHIPPING POINT	PURCHASE TYPE	DELIVERY LOCATION	DELIVERY DATE	TYPE OIL	SULFUR (%)	BTU CONTENT (BTU / GAL)	VOLUME (BBLs)	PRICE (\$/BBL)
28	MANATEE	ROYAL	NA-TRUCK DELIVERY	STC		10/11/2005	F02	N/A	N/A	177	*
29	MANATEE	ROYAL	NA-TRUCK DELIVERY	STC		10/11/2005	F02	N/A	N/A	-152	*
30	MANATEE	ROYAL	NA-TRUCK DELIVERY	STC		10/11/2005	F02	N/A	N/A	169	*
31	MANATEE	ROYAL	NA-TRUCK DELIVERY	STC		10/11/2005	F02	N/A	N/A	176	*
32	MANATEE	ROYAL	NA-TRUCK DELIVERY	STC		10/11/2005	F02	N/A	N/A	177	*
33	MANATEE	ROYAL	NA-TRUCK DELIVERY	STC		10/11/2005	F02	N/A	N/A	-148	*
34	MANATEE	ROYAL	NA-TRUCK DELIVERY	STC		10/11/2005	F02	N/A	N/A	-149	*
35	MANATEE	ROYAL	NA-TRUCK DELIVERY	STC		10/11/2005	F02	N/A	N/A	-146	*
36	MANATEE	ROYAL	NA-TRUCK DELIVERY	STC		10/11/2005	F02	N/A	N/A	175	*
37	MANATEE	ROYAL	NA-TRUCK DELIVERY	STC		10/11/2005	F02	N/A	N/A	175	*
38	PT. EVERGLADES	BP	NA-TRUCK DELIVERY			10/03/2005	F03	N/A	N/A	24952	105.2900
39	MARTIN	PORT	NA-TRUCK DELIVERY			10/17/2005	F03	N/A	N/A	8452	116.5900
40	FT. MYERS	ROYAL	NA-TRUCK DELIVERY			10/31/2005	F03	N/A	N/A	25845	101.4000
41	PUTNAM	ROYAL	NA-TRUCK DELIVERY			10/14/2005	F03	N/A	N/A	312	100.8800
42	PT. EVERGLADES	AMERIGAS	NA-TRUCK DELIVERY	STC		10/13/2005	PRO	N/A	N/A	4	72.9300
43	TURKEY POINT	AMERIGAS	NA-TRUCK DELIVERY	STC		10/06/2005	PRO	N/A	N/A	6	108.7800
44	TURKEY POINT	AMERIGAS	NA-TRUCK DELIVERY	STC		10/31/2005	PRO	N/A	N/A	5	108.7800
45	RIVIERA	FERRELL	NA-TRUCK DELIVERY	STC		10/06/2005	PRO	N/A	N/A	5	73.0400
46	RIVIERA	FERRELL	NA-TRUCK DELIVERY	STC		10/17/2005	PRO	N/A	N/A	8	69.2600
47	RIVIERA	FERRELL	NA-TRUCK DELIVERY	STC		10/20/2005	PRO	N/A	N/A	2	73.5100
48	RIVIERA	FERRELL	NA-TRUCK DELIVERY	STC		10/28/2005	PRO	N/A	N/A	8	73.5100
49	MARTIN	INDIANTOWN	NA-TRUCK DELIVERY	STC		10/19/2005	PRO	N/A	N/A	11	63.0000
50	MANATEE	SUBURBAN	NA-TRUCK DELIVERY	STC		10/11/2005	PRO	N/A	N/A	12	72.3600

MONTHLY REPORT OF COST AND QUALITY OF FUEL OIL FOR ELECTRIC PLANTS
 DETAIL OF INVOICE AND TRANSPORTATION CHARGES

FPSC FORM NO. 423-1 (a)

1. REPORTING MONTH: OCT YEAR: 2005

2. REPORTING COMPANY: FLORIDA POWER LIGHT COMPANY

3. NAME, TITLE TELEPHONE NUMBER OF CONTACT PERSON CONCERNING DATA
 SUBMITTED ON THIS FORM: KORY DUBIN, REGULATORY AFFAIRS, (305) 552-4910.

4. SIGNATURE OF OFFICIAL SUBMITTING REPORT: 

5. DATE COMPLETED: 01/11/2006

EDITED COPY

(A)	(B)	(C)	(D)	(E)	(F)	(G)	(H)	(I)	(J)	(K)	(L)	(M)	(N)	(O)	(P)	(Q)	(R)
LINE NO.	PLANT	SUPPLIER	DELIVERY LOCATION	DELIVERY DATE	TYPE OIL	VOLUME (BBL)	INVOICE PRICE (\$/BBL)	INVOICE AMOUNT (\$)	DISCOUNT (\$)	NET AMOUNT (\$)	NET PRICE (\$/BBL)	QUALITY ADJUST. (\$/BBL)	EFFECTIVE PUR PRICE (\$/BBL)	TRANSP TO TERM (\$/BBL)	ADDITIONAL TRANS CHGS (\$/BBL)	OTHER CHGS (\$/BBL)	DELIVERED PRICE (\$/BBL)
1	PMT	SHELL	PORT MANATEE	10/11/2005	F06	110253								0.0000	0.0672	0.1685	52.2247
2	PMT	SHELL	PORT MANATEE	10/26/2005	F06	111822								0.0000	0.0672	0.1685	52.2247
3	PPE	BP	PORT EVERGLADES	10/21/2005	F06	220549								0.0000	0.0582	0.1860	54.5002
4	PMR	CONOCO	PALM BEACH	10/12/2005	F06	98186								0.0000	0.2555	0.1824	52.5649
5	PPE	CONOCO	PORT EVERGLADES	10/01/2005	F06	217531								0.0000	0.0582	0.1860	56.0572
6	PRV	CONOCO	RIVIERA	10/12/2005	F06	43652								0.0000	0.0090	0.1830	53.3050
7	PRV	CONOCO	RIVIERA	10/30/2005	F06	144639								0.0000	0.0090	0.1830	53.3050
8	PCC	GLENORE	PORT CANAVERAL	10/31/2005	F06	73900								0.0000	0.3868	0.1697	54.4815
9	PMR	GLENORE	PALM BEACH	10/16/2005	F06	146992								0.0000	0.2555	0.1824	53.7729
10	PSN	GLENORE	JACKSONVILLE	10/28/2005	F06	71052								0.0000	1.0228	0.2443	55.1921
11	PCC	PETROBRAS	PORT CANAVERAL	10/02/2005	F06	206367								0.0000	0.3868	0.1697	52.2625
12	PCC	SEMPRA	PORT CANAVERAL	10/19/2005	F06	145740								0.0000	0.3868	0.1697	53.0905
13	PMR	SEMPRA	PALM BEACH	10/01/2005	F06	148330								0.0000	0.2555	0.1824	53.8999
14	PMT	SEMPRA	PORT MANATEE	10/21/2005	F06	275533								0.0000	0.0672	0.1685	53.8417
15	PTF	SEMPRA	FISHER ISLAND	10/14/2005	F06	144360								0.0000	0.5626	0.2203	53.0719
16	PCC	SEMPRA	PORT CANAVERAL	10/07/2005	F06	145370								0.0000	0.3868	0.1697	54.1385
17	PMR	SHELL	PALM BEACH	10/14/2005	F06	134910								0.0000	0.2555	0.1824	52.7269
18	PRV	SHELL	RIVIERA	10/03/2005	F06	130413								0.0000	0.0090	0.1830	52.1810
19	PRV	SHELL	RIVIERA	10/10/2005	F06	133261								0.0000	0.0090	0.1830	52.1810
20	PRV	SHELL	RIVIERA	10/19/2005	F06	126632								0.0000	0.0090	0.1830	51.4920
21	PTF	SHELL	FISHER ISLAND	10/22/2005	F06	120691								0.0000	0.5626	0.2203	52.7719
22	PMT	VITOL	PORT MANATEE	10/02/2005	F06	300234								0.0000	0.0672	0.1685	55.8487
23	PPE	VITOL	PORT EVERGLADES	10/12/2005	F06	325674								0.0000	0.0582	0.1860	53.6002
24	PMT	ROYAL		10/11/2005	F02	-146								0.0000	0.0000	0.0000	126.0000
25	PMT	ROYAL		10/11/2005	F02	-142								0.0000	0.0000	0.0000	126.0000
26	PMT	ROYAL		10/11/2005	F02	177								0.0000	0.0000	0.0000	74.0400

MONTHLY REPORT OF COST AND QUALITY OF FUEL OIL FOR ELECTRIC PLANTS

DETAIL OF INVOICE AND TRANSPORTATION CHARGES

FPSC FORM NO. 423-1 (a)

1. REPORTING MONTH: OCT YEAR: 2005

3. NAME, TITLE TELEPHONE NUMBER OF CONTACT PERSON CONCERNING DATA
SUBMITTED ON THIS FORM: KORY DUBIN, REGULATORY AFFAIRS, (305) 552-4910.

2. REPORTING COMPANY: FLORIDA POWER LIGHT COMPANY

4. SIGNATURE OF OFFICIAL SUBMITTING REPORT: 

5. DATE COMPLETED: 01/11/2006

(A)	(B)	(C)	(D)	(E)	(F)	(G)	(H)	(I)	(J)	(K)	(L)	(M)	(N)	(O)	(P)	(Q)	(R)
LINE NO.	PLANT	SUPPLIER	DELIVERY LOCATION	DELIVERY DATE	TYPE OIL	VOLUME (BBLs)	INVOICE PRICE (\$/BBL)	INVOICE AMOUNT (\$)	DISCOUNT (\$)	NET AMOUNT (\$)	NET PRICE (\$/BBL)	QUALITY ADJUST. (\$/BBL)	EFFECTIVE PUR PRICE (\$/BBL)	TRANSP TO TERM (\$/BBL)	ADDITIONAL TRANS CHGS (\$/BBL)	OTHER CHGS (\$/BBL)	DELIVERED PRICE (\$/BBL)
27	PMT	ROYAL		10/11/2005	F02	176								0.0000			74.0400
28	PMT	ROYAL		10/11/2005	F02	175								0.0000			74.0400
29	PMT	ROYAL		10/11/2005	F02	169								0.0000			74.0400
30	PMT	ROYAL		10/11/2005	F02	-152								0.0000			126.0000
31	PMT	ROYAL		10/11/2005	F02	-151								0.0000			126.0000
32	PMT	ROYAL		10/11/2005	F02	-149								0.0000			126.0000
33	PMT	ROYAL		10/11/2005	F02	-148								0.0000			126.0000
34	PFL	BP		10/03/2005	F03	24952								0.0000			105.2900
35	PMR	PORT		10/17/2005	F03	8452								0.0000			116.5900
36	PFM	ROYAL		10/26/2005	F03	24575								0.0000			101.4000
37	PFM	ROYAL		10/31/2005	F03	1270								0.0000			101.4000
38	PPN	ROYAL		10/14/2005	F03	312								0.0000			100.8800
39	PPE	AMERIGAS		10/13/2005	PRO	4	72.9300	292	0	292	72.9300	0.0000	72.9300	0.0000	0.0000	0.0000	72.9300
40	PTF	AMERIGAS		10/06/2005	PRO	6	108.7800	653	0	653	108.7800	0.0000	108.7800	0.0000	0.0000	0.0000	108.7800
41	PTF	AMERIGAS		10/31/2005	PRO	5	108.7800	544	0	544	108.7800	0.0000	108.7800	0.0000	0.0000	0.0000	108.7800
42	PRV	FERRELL		10/06/2005	PRO	5	73.0400	365	0	365	73.0400	0.0000	73.0400	0.0000	0.0000	0.0000	73.0400
43	PRV	FERRELL		10/17/2005	PRO	8	69.2600	554	0	554	69.2600	0.0000	69.2600	0.0000	0.0000	0.0000	69.2600
44	PRV	FERRELL		10/20/2005	PRO	2	73.5100	147	0	147	73.5100	0.0000	73.5100	0.0000	0.0000	0.0000	73.5100
45	PRV	FERRELL		10/28/2005	PRO	8	73.5100	588	0	588	73.5100	0.0000	73.5100	0.0000	0.0000	0.0000	73.5100
46	PMR	INDIANTOWN		10/19/2005	PRO	11	63.0000	693	0	693	63.0000	0.0000	63.0000	0.0000	0.0000	0.0000	63.0000
47	PMT	SUBURBAN		10/11/2005	PRO	12	72.3600	868	0	868	72.3600	0.0000	72.3600	0.0000	0.0000	0.0000	72.3600

FPSC FORM NO. 423-1(b)

MONTHLY REPORT OF COST AND QUALITY OF FUEL OIL FOR ELECTRIC PLANTS
 REPORT OF ADJUSTMENTS TO PREVIOUS OIL DELIVERIES

1. REPORTING MONTH: OCTOBER YEAR: 2005

3. NAME, TITLE, & TELEPHONE NUMBER OF CONTACT PERSON CONCERNING DATA
 SUBMITTED ON THIS FORM: RITA McLELLAN, REGULATORY AFFAIRS,

2. REPORTING COMPANY: FLORIDA POWER & LIGHT COMPANY

4. SIGNATURE OF OFFICIAL SUBMITTING REPORT: 

5. DATE COMPLETE: 1/15/2006

LINE NO.	MONTH REPORTED	FORM PLANT NAME	SUPPLIER	ORIGINAL LINE NUMBER	OLD VOLUME (BBLs)	FORM NO.	COLUMN DESIGNATOR & TITLE	OLD VALUE	NEW VALUE	NEW DELIVERED PRICE (\$/BBL)	REASON FOR REVISION
(A)	(B)	(C)	(D)	(E)	(F)	(G)	(H)	(I)	(J)	(K)	(L)
1	NONE										


**MONTHLY REPORT OF COST AND QUALITY OF COAL FOR ELECTRIC PLANTS
ORIGIN, TONNAGE, DELIVERED PRICE AND AS RECEIVED QUALITY**

1. Report For Month/Yr: **October 2005**

4. Name, Title & Telephone Number of Contact
Person Concerning Data Submitted on this Form: **Korel M. Dubin (305-552-4910)**

2. Reporting Company: **Florida Power & Light**

5. Signature of Official Submitting Report:



3. Plant Name: **St. Johns River Power Park (SJRPP)**

6. Date Completed:

November 8, 2005

Line No.	Supplier Name	Mine Location	Purchase Type	Transportation Mode	Tons	Effective Purchase Price (\$/Ton)	Total Trans Cost (\$/Ton)	FOB Plant Price (\$/Ton)	As Received Coal Quality			
									Sulfur Content (%)	Btu Content (%)	Ash Content (%)	Moisture Content (%)
(a)	(b)	(c)	(d)	(e)	(f)	(g)	(h)	(i)	(j)	(k)	(l)	(m)
1	Capex	,IM,	S	OC	10,396			35.47	5.31	14,597	0.28	5.65
2	DTE Clover, LLC	08,KY,095	LTC	UR	11,670			50.52	1.20	12,531	9.94	6.54
3	JEA	,,	S	OC	5,912			38.10	5.03	14,806	0.29	5.50
4	TCP Petcoke Corporation	,TX,	S	OC	6,622			33.22	6.37	14,557	0.30	4.15

EDITED COPY


**MONTHLY REPORT OF COST AND QUALITY OF COAL FOR ELECTRIC PLANTS
DETAIL OF INVOICE PURCHASE PRICE**

1. Report For Month/Yr: **October 2005**

4. Name, Title & Telephone Number of Contact
Person Concerning Data Submitted on this Form: **Korel M. Dubin (305-552-4910)**

2. Reporting Company: **Florida Power & Light**

5. Signature of Official Submitting Report:



3. Plant Name: **St. Johns River Power Park (SJRPP)**

6. Date Completed: **November 8, 2005**

Line No.	Supplier Name	Mine Location	Purchase Type	Tons	FOB Mine Price (\$/Ton)	Short Haul & Loading Charge	Original Invoice Price (\$/Ton)	Retro-active Price Increases (\$/Ton)	Base Price (\$/Ton)	Quality Adjustments (\$/Ton)	Effective Purchase Price (\$/Ton)
(a)	(b)	(c)	(d)	(e)	(f)	(g)	(h)	(i)	(j)	(k)	(l)
1	Capex	,IM,	S	10,396		0.00		0.00		0.00	
2	DTE Clover, LLC	08,KY,095	LTC	11,670		0.00		0.00		0.00	
3	JEA	,	S	-306		0.00		0.00		0.00	
4	TCP Petcoke Corporation	,TX,	S	6,622		0.00		0.00		0.00	

EDITED COPY

**MONTHLY REPORT OF COST AND QUALITY OF COAL FOR ELECTRIC PLANTS
DETAIL OF TRANSPORTATION CHARGES**

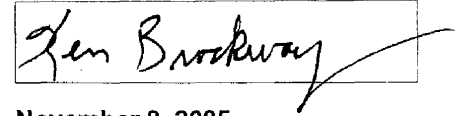
1. Report For Month/Yr: **October 2005**

4. Name, Title & Telephone Number of Contact

Person Concerning Data Submitted on this Form: **Korel M. Dubin (305-552-4910)**

2. Reporting Company: **Florida Power & Light**

5. Signature of Official Submitting Report:



3. Plant Name: **St. Johns River Power Park (SJRPP)**

6. Date Completed:

November 8, 2005

Line No.	Supplier Name	Mine Location	Shipping Point	Transportation Mode	Tons	Effective Purchase Price (\$/Ton)	Short Haul & Loading Charge (\$/Ton)	Rail Charges		Waterborne Charges				Total Transport Charges (\$/Ton)	FOB Plant Price (\$/Ton)	
								Rail Rate (\$/Ton)	Other Rail Charges (\$/Ton)	River Barge Rate (\$/Ton)	Trans-loading Rate (\$/Ton)	Ocean Barge Rate (\$/Ton)	Other Water Charges (\$/Ton)			Related Charges (\$/Ton)
(a)	(b)	(c)	(d)	(e)	(f)	(g)	(h)	(i)	(j)	(k)	(l)	(m)	(n)	(o)	(p)	(q)
1	Capex	,IM,	CAPEX	OC	10,396		0.00		0.00	0.00	0.00	0.00	0.00	0.00		35.47
2	DTE Clover, LLC	08,KY,095	CLOVER DTE	UR	11,670		0.00		0.00	0.00	0.00	0.00	0.00	0.00		50.52
3	JEA	,,	JEA NORTHSID	OC	-306		0.00		0.00	0.00	0.00	0.00	0.00	0.00		35.75
4	TCP Petcoke Corporation	,TX,	TCP-DOMESTIC	OC	6,622		0.00		0.00	0.00	0.00	0.00	0.00	0.00		33.22

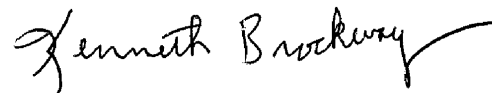
EDITED COPY

**MONTHLY REPORT OF COST AND QUALITY OF COAL FOR ELECTRIC PLANTS
ORIGIN, TONNAGE, DELIVERED PRICE, AND AS RECEIVED QUALITY**

1. Reporting Month: **September** Year: **2005**
 2. Reporting Company: **FLORIDA POWER & LIGHT COMPANY**
 3. Plant Name: **R.W.SCHERER**

4. Name, Title & Telephone Number of Contact Person Concerning Data
 Submitted on this Form: **Korel M. Dubin**
 (305) 552-4910

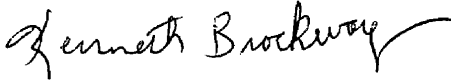
5. Signature of Official Submitting Report:



6. Date Completed: **22-Nov-05**

<u>Line No.</u> (a)	<u>Supplier Name</u> (b)	<u>Mine Location</u> (c)	<u>Purchase Type</u> (d)	<u>Transport Mode</u> (e)	<u>Tons</u> (f)	<u>Purchase Price (\$/Ton)</u> (g)	<u>Effective Transport Charges (\$/Ton)</u> (h)	<u>Total FOB Plant Price (\$/Ton)</u> (i)	<u>Sulfur Content (%)</u> (j)	<u>Btu Content (Btu/lb)</u> (k)	<u>Ash Content (%)</u> (l)	<u>Moisture Content (%)</u> (m)
(1)	KENNECOTT COAL SALES	19/WY/5	S	UR	66,458.01	6.418	20.65	27.068	0.45	8,661	5.40	28.28
(2)	KENNECOTT COAL SALES	19/WY/5	S	UR	5,573.61	7.516	20.61	28.126	0.26	8,791	5.36	26.29
(3)	KENNECOTT COAL SALES	19/WY/5	S	UR	22,210.01	8.043	20.66	28.703	0.28	8,821	5.40	25.94
(4)	ARCH COAL SALES	19/WY/5	S	UR	29,772.41	6.779	20.70	27.479	0.28	8,778	5.56	26.91
(5)	POWDER RIVER COAL	19/WY/5	S	UR	23,981.63	8.442	20.77	29.212	0.20	8,764	4.54	27.30
(6)	BUCKSKIN MINING CO	19/WY/5	S	UR	13,822.87	6.081	20.73	26.811	0.32	8,277	5.09	30.33

**MONTHLY REPORT OF COST AND QUALITY OF COAL FOR ELECTRIC PLANTS
DETAILED PURCHASED COAL INVOICE INFORMATION**

- | | | | | |
|-----------------------|--|-------|-------------|---|
| 1. Reporting Month: | September | Year: | 2005 | 4. Name, Title & Telephone Number of Contact Person Concerning Data
Submitted on this Form: Korel M. Dubin
(305) 552-4910 |
| 2. Reporting Company: | FLORIDA POWER & LIGHT COMPANY | | | 5. Signature of Official Submitting Report:  |
| 3. Plant Name: | R.W.SCHERER | | | |
| | | | | 6. Date Completed: 22-Nov-05 |

<u>Line No.</u>	<u>Supplier Name</u>	<u>Mine Location</u>	<u>Purch. Type</u>	<u>Tons</u>	<u>FOB Mine Price (\$/Ton)</u>	<u>Shorthaul & Loading Charges (\$/Ton)</u>	<u>Original Invoice Price (\$/Ton)</u>	<u>Retroactive Price Increase (\$/Ton)</u>	<u>Base Price (\$/Ton)</u>	<u>Quality Adjustments (\$/Ton)</u>	<u>Effective Purchase Price (\$/Ton)</u>
(a)	(b)	(c)	(d)	(e)	(f)	(g)	(h)	(i)	(j)	(k)	(l)
(1)	KENNECOTT COAL SALES	19/WY/5	S	66,458.01	6.538	-	6.538	-	6.538	(0.120)	6.418
(2)	KENNECOTT COAL SALES	19/WY/5	S	5,573.61	7.544	-	7.544	-	7.544	(0.028)	7.516
(3)	KENNECOTT COAL SALES	19/WY/5	S	22,210.01	8.025	-	8.025	-	8.025	0.018	8.043
(4)	ARCH COAL SALES	19/WY/5	S	29,772.41	6.795	-	6.795	-	6.795	(0.016)	6.779
(5)	POWDER RIVER COAL	19/WY/5	S	23,981.63	8.560	-	8.560	-	8.560	(0.118)	8.442
(6)	BUCKSKIN MINING CO	19/WY/5	S	13,822.87	6.474	-	6.474	-	6.474	(0.393)	6.081

**MONTHLY REPORT OF COST AND QUALITY OF COAL FOR ELECTRIC PLANTS
DETAILED TRANSPORTATION INVOICE INFORMATION**

1. Reporting Month: **September** Year: **2005**
 2. Reporting Company: **FLORIDA POWER & LIGHT COMPANY**
 3. Plant Name: **R.W.SCHERER**

4. Name, Title & Telephone Number of Contact Person Concerning Data
 Submitted on this Form: **Korel M. Dubin**
 (305) 552-4910
 5. Signature of Official Submitting Report: *Kenneth Brockway*
 6. Date Completed: **22-Nov-05**

Line No.	Supplier Name	Mine Location	Shipping Point	Transport Mode	Tons	Effective Purchase Price (\$/Ton)	Additional Shorthaul & Loading Charges (\$/Ton)	Rail Charges		Waterborne Charges				Other Related Charges (\$/Ton)	Total Transportation Charges (\$/Ton)	FOB Plant Price (\$/Ton)
								Rail Rate (\$/Ton)	Other Rail Charges (\$/Ton)	River Barge Rate (\$/Ton)	Trans-loading Rate (\$/Ton)	Ocean Barge Rate (\$/Ton)	Other Water Charges (\$/Ton)			
(a)	(b)	(c)	(d)	(e)	(f)	(g)	(h)	(i)	(j)	(k)	(l)	(m)	(n)	(o)	(p)	(q)
(1)	KENNECOTT COAL SALES	19/WY/5	JACOBS JCT, WY	UR	66,458.01	6.418	-	20.65	-	-	-	-	-	-	20.65	27.068
(2)	KENNECOTT COAL SALES	19/WY/5	CONVERSE JCT, WY	UR	5,573.61	7.516	-	20.61	-	-	-	-	-	-	20.61	28.126
(3)	KENNECOTT COAL SALES	19/WY/5	CONVERSE JCT, WY	UR	22,210.01	8.043	-	20.66	-	-	-	-	-	-	20.66	28.703
(4)	ARCH COAL SALES	19/WY/5	THUNDER JCT, WY	UR	29,772.41	6.779	-	20.70	-	-	-	-	-	-	20.70	27.479
(5)	POWDER RIVER COAL	19/WY/5	NACCO JCT, WY	UR	23,981.63	8.442	-	20.77	-	-	-	-	-	-	20.77	29.212
(6)	BUCKSKIN MINING CO	19/WY/5	BUCKSKIN JCT, WY	UR	13,822.87	6.081	-	20.73	-	-	-	-	-	-	20.73	26.811

CERTIFICATE OF SERVICE

I, THE UNDERSIGNED COUNSEL, HEREBY CERTIFY that copies of Florida Power & Light Company's forms 423-1, 423-1(a) edited, and 423-1(b) for the month of October, 2005, copies of St. Johns River Power Park edited forms 423-2, 423-2(a), and 423-2(b) for the month of October, 2005; and copies of Plant Scherer forms 423-2, 423-2(a), and 423-2(b) for the month of September, 2005 have been served via first class mail, postage prepaid to the parties listed below, this 17th day of February, 2006.

Jennifer A. Rodan, Attorney
Division of Legal Services
Florida Public Service Commission
2540 Shumard Oak Blvd.
Tallahassee, Florida 32399-0850

AARP(Twomey)
c/o Mike B. Twomey
P. O. Box 5256
Tallahassee, FL 32314-5256

Ausley Law Firm
Lee L. Willis/James D. Beasley
P.O. Box 391
Tallahassee, FL 32302

Beggs & Lane Law Firm
J. Stone/R. Badders/S. Griffin
P.O. Box 12950
Pensacola, FL 32591-2950

Federal Executive Agencies
Lt. Col. K. White/Capt. D. Williams
c/o AFLSA/JACL-ULT
139 Barnes Drive, Suite 1
Tyndall AFB, FL 32403-5319

Florida Industrial Power Users Group
(McWhirter)
John W. McWhirter, Jr.
c/o McWhirter Reeves
400 North Tampa Street, Suite 2450
Tampa, FL 33602

Florida Public Utilities Company
Ms. Cheryl Martin
P.O. Box 3395
West Palm Beach, FL 33402-3395

Florida Retail Federation
100 E. Jefferson St.
Tallahassee, FL 32301

Gulf Power Company
Ms. Susan D. Ritenour
One Energy Place
Pensacola, FL 32520-0780

McWhirter Law Firm
Timothy J. Perry
117 South Gadsden Street
Tallahassee, FL 32301

Messer Law Firm
Norman H. Horton, Jr.
P.O. Box 1876
Tallahassee, FL 32302-1876

Office of Public Counsel
P. Christensen/C. Beck/J. McGlothlin
c/o The Florida Legislature
111 West Madison Street, Room 812
Tallahassee, FL 32399-1400

Progress Energy Florida, Inc.
Mr. Paul Lewis, Jr.
106 East College Avenue, Suite 800
Tallahassee, FL 32301-7740

Progress Energy Service Company, LLC
John T. Burnett
P.O. Box 14042
Saint Petersburg, FL 33733

Tampa Electric Company
Ms. Angela Llewellyn
Regulatory Affairs
P. O. Box 111
Tampa, FL 33601-0111

Young Law Firm
R. Scheffel Wright/John LaVia
225 South Adams Street, Suite 200
Tallahassee, FL 32301


R. Wade Litchfield