


ORIGINAL

REDACTED

060038-EI



:MP _____
 :OM _____
 :TR _____
 CR _____
 CL _____
 PC _____
 CA _____
 CR _____
 GA _____
 EC +
 TH _____

1 P.1

DOCUMENT NUMBER-DATE

02575 MAR 22 80

FPSC-COMMISSION CLERK

1 should be reviewed.

2
3
4
5



An example of the ads is attached as exhibit A to this report.

EFFECT ON THE GENERAL LEDGER IF THE FINDING IS ACCEPTED: If the Commission decides to remove all of these types of ads, account 228 would be reduced by \$2,630,804.97.

EFFECT ON THE FILING IF THE FINDING IS ACCEPTED: A reduction in the storm expense for image enhancing advertising would reduce the \$826,853,000 of unrecovered storm costs from Exhibit A of the filing.

1 AUDIT FINDING NO. 9

2 SUMMARY: [REDACTED]
3 [REDACTED]

4 STATEMENT OF FACT: [REDACTED]
5 [REDACTED]
6 [REDACTED]
7 [REDACTED]
8 [REDACTED]
9 [REDACTED]
10 [REDACTED]
11 [REDACTED]
12 [REDACTED]

13 EFFECT ON GENERAL LEDGER IF THE FINDING IS ACCEPTED: [REDACTED]
14 [REDACTED]
15 [REDACTED]

16 EFFECT ON THE FILING IF THE FINDING IS ACCEPTED: [REDACTED]
17 [REDACTED]

1 p4

1 Average Underwriter Fee Schedule

2 12-Year Structure

	A	B	C	D	E	F
3	Class	Balance	Coupon	WAL	Window (yrs)	Wtd Avg UW Sprd
5	A1	201,000,000	4.790%	2.0	Feb-2007 : Feb-2010	
5	A2	240,000,000	4.910%	5.0	Feb-2010 : Feb-2013	
5	A3	106,000,000	5.000%	7.0	Feb-2013 : Feb-2014	
5	A4	503,000,000	5.130%	10.0	Feb-2014 : Aug-2018	
5	A5					
5	A6					
10		1,050,000,000	5.056%			

1,050,000,000

(A)

.50%


52,500,000

(.5)

Not tested

2-5/11

P.1



2-5/11


P.2

Florida Power & Light
Storm Damage Cost Recovery
AUS #05-292-4-1 Dkt #041291-EI
TYE 12/31/2005

8/2/06
2/8/06

Title: External Credit Notes

- 1
- 2
- 3
- 4
- 5
- 6
- 7
- 8
- 9
- 10
- 11
- 12
- 13
- 14
- 15
- 16
- 17
- 18
- 19
- 20
- 21
- 22
- 23
- 24
- 25
- 26
- 27
- 28
- 29
- 30
- 31
- 32
- 33
- 34
- 35
- 36
- 37
- 38
- 39
- 40
- 41
- 42
- 43
- 44




Florida Power & Light
Storm Damage Cost Recovery
AUS #05-282-4-1 Dkt #041291-EI
TYE 12/31/2005

8/21/06
KW
2/8/06

Title: Internal Audit Notes

--	--	--	--	--	--	--	--

1.	
2.	
3.	
4.	
5.	
6.	
7.	
8.	
9.	

10.	
11.	
12.	
13.	
14.	
15.	
16.	
17.	
18.	
19.	
20.	
21.	
22.	
23.	
24.	
25.	
26.	
27.	
28.	
29.	
30.	
31.	
32.	
33.	
34.	
35.	
36.	
37.	
38.	
39.	
40.	
41.	
42.	
43.	
44.	
45.	
46.	
47.	
48.	
49.	
50.	
51.	
52.	
53.	
54.	
55.	
56.	
57.	
58.	
59.	
60.	

9/2

Florida Power & Light
Storm Damage Cost Recovery
AUS #05-282-4-1 Dkt #041281-EI
TYE 12/31/2005


Title:

Disclosure

filed
2/13/06

AUDIT FINDING NO. 9

1
2
3
4
5
6
7
8
9
10
11
12
13
14
15
16



FPL - ESTIMATE SUMMARY

A

B

C

1
2
3
4
5
6
7
8
9
10
11
12
13
14
15

JOB TITLE: Area 300 - Dune Restoration	ESTIMATE SUMMARY	
	CONTRACTED SERVICES: (1) PER ESTIMATE REVISED ONSITE RESTORATION	\$ [REDACTED]
	SUBTOTAL FOR CONTRACTED SERVICES	[REDACTED]
	INDIRECT/OVERHEAD COST PROJECT MANAGEMENT CONSTRUCTION SUPERVISION	[REDACTED]
	SUBTOTAL FOR INDIRECT/OVERHEAD COST	[REDACTED]
	CONTINGENCY FOR ENVIRONMENTAL CONCERNS: (2)	552,750.00
	TOTAL CONSTRUCTION COST	\$ 3,185,650.00
JOB TITLE: Area 300 - Dune Irrigation	ESTIMATED IRRIGATION	\$ 23,423.46

*20% of total job contract because turtle season
may cause delays & may be ~~for~~ ~~longer~~
than would have to have overtime or more
staff to get done by re-fueling*

P5

P2

P3

22-1

22-1

FPL - ESTIMATE SUMMARY - FOOTNOTES

JOB TITLE: Area 300 - Dune Restoration

(1) Vendor estimate revised due to vendor estimated utilizing 20,000CY from the PSL spoils pit at a reduced unit price. Recommendation is not to utilize the spoils pit in order to be in compliance with county sand quality regulations.

Calculation
20,000CY @ [redacted]
less vendor estimate

Revision to restoration estimate \$ [redacted]

(PI)

(2) Vendor estimate does not include the following:

(a) Additional costs for premium pay (overtime/weekend rates) that will be required for the restoration to be completed by the 2008 hurricane season.

(b) Potential Work delays required in order to safeguard turtle nesting areas.

2008-08-15 10:45 AM

22-1
1 P2

A

B C D E F G H

FPL - ESTIMATE SUMMARY							
JOB TITLE: Area 300 - Dune Restoration							
ITEM DESCRIPTION	Quantity	Duration	Unit Hours	Total Labor	Staff	Billing Rate	Total cost
Project Manager:							
FPL	1	60	10	600 PM			
Contract	1	60	10	600 PM			
Project Controls:							
FPL	1	60	4	240 PM			
Contract	1	60	6	360 PM			
Construction Supervisor:							
FPL	2	60	10	1,200 MS			
Contract	2	60	10	1,200 MS			
TOTAL ESTIMATE							

1
2
3
4
5
6
7
8
9
10
11
12
13
14
15

Contract is Day & Zimmerman
 Avg of mtc dept
 chemistry &
 operations salaries
 used for FPL rate
 not loaded

22-1
 1

p3

Proposal

Job Description: FPL Dune Repair Nov 05

Proposal Date:
Time:

From: DICKERSON FLORIDA, INC

1	A Bid Item Number	B Bid Item Description	C Quantity UM	D Unit Price	E Total Price
2	10	ONSITE RESTORATION OF ATLANTIC OCEAN DUNE	20,000.0000 CY		
3	20	OFFSITE RESTORATION OF ATLANTIC OCEAN DUNE	70,000.0000 CY		
4	GRAND TOTAL				(PI)

72-1
1

PS


PH

Florida Power & Light
Storm Damage Cost Recovery
AUS #05-292-4-1 Dkt #041291-EI
TYE 12/31/2005

B 2/13/06
KW
2/2/06

Title: *Legal Dept. Cost*

2



General Document

Confidential Reg 39

10																			
11																			
12																			
13																			
14																			
15																			
16																			
17																			
18																			
19																			
20																			
21																			
22																			
23																			
24																			
25																			
26																			
27																			
28																			
29																			
30																			
31																			
32																			
33																			
34																			
35																			
36																			
37																			
38																			
39																			
40																			
41																			
42																			
43																			
44																			
45																			
46																			
47																			
48																			
49																			
50																			
51																			
52																			
53																			
54																			
55																			
56																			
57																			
58																			
59																			
60																			
61																			
62																			
63																			
64																			
65																			
66																			
67																			
68																			
69																			
70																			
71																			
72																			
73																			
74																			
75																			
76																			
77																			
78																			
79																			
80																			
81																			
82																			
83																			
84																			
85																			
86																			
87																			
88																			
89																			
90																			
91																			
92																			
93																			
94																			
95																			
96																			
97																			
98																			
99																			
100																			

22-2

Phase 3 Contractor Estimated Hurricane Wilma (work completed through Nov 14)

A B C D E F G H I J K L M N O P Q R S T U

Company Name	Prop Cost Est (P3/EP)	Current Invoices	Phase 3 Estimate	Source for Phase 3 Estimate
Advance Utility Electric Inc.	\$782,208	\$815,399	\$750,800	Vendor Estimate
American Light	\$39,890	\$20,000	\$40,452	Current Invoices & Vendor Est
ASE Utility Control	\$3,015,389	\$3,549,655	\$1,948,848	Timesheet Estimate
Asplundh Construction	\$95,890		\$0	Timesheet Estimate
Assets Repair and Co	\$2,957,674	\$768,683	\$80,983	Vendor Estimate
B&B Electric	\$4,898,757	\$1,738,250	\$2,405,609	Timesheet Estimate (Vendor Est)
BBC	\$983,214	\$922,084	\$988,841	Timesheet Estimate
Bison	\$9,959,494	\$4,514,533	\$5,740,842	Timesheet Estimate
C W Whighl	\$696,160	\$531,571	\$793,827	Current Invoices & Vendor Est
C&C Powerline	\$796,993	\$793,927	\$2,705,457	Current Invoices & Vendor Est
C&H Powerline	\$1,308,500	\$1,039,319	\$60,000	Vendor Estimate
C.C. Power LLC	\$697,500	\$577,104	\$801,498	Timesheet Estimate
Chain Electric	\$344,448	\$519,645	\$801,498	Timesheet Estimate
City Lights Electric	\$1,364,473	\$989,999	\$1,724,982	Timesheet Estimate
Dorella National	\$1,083,048	\$1,570,974	\$1,446,900	Vendor Estimate
Davis Etek	\$1,793,411	\$298,974	\$238,874	Current Invoices & Vendor Est
Dillard Smith	\$241,578	\$298,974	\$247,000	Vendor Estimate
East Coast Electrical	\$123,174	\$97,023	\$3,480,000	Timesheet Estimate
ECO Mastig	\$5,702,388		\$421,442	Current Invoices
EDS	\$338,597	\$41,442	\$178,604	Timesheet Estimate
EMC Electric	\$965,004		\$103,684	Current Invoices
Emery Group	\$705,690	\$103,684	\$471,369	Timesheet Estimate
Enterprise Electric	\$987,773	\$453,886	\$103,684	Current Invoices
Etzel Construction	\$974,490	\$199,951	\$188,391	Current Invoices & Vendor Est
F & H Electrical	\$371,672	\$72,690	\$784,260	Current Invoices & Vendor Est
Fairfield Company	\$363,896	\$296,845	\$299,830	Current Invoices
F & O Electrical, Inc.	\$1,040,533	\$296,845	\$373,693	Vendor Estimate
Gayco Electric, Inc.	\$949,999	\$873,809	\$950,800	Vendor Estimate
Genet Laska Power	\$373,662		\$1,400,000	Vendor Estimate
Genstar Electric	\$1,834,000	\$1,391,745	\$9,100,000	Vendor Estimate
Gusory Electric	\$5,152,552	\$3,261,729	\$2,898,000	Vendor Estimate
H.D.S. Lighting Inc.	\$2,736,974	\$905,943	\$167,449	Timesheet Estimate
Hawkeye LLC	\$217,844	\$149,827	\$797,497	Current Invoices
Henkels & McCoy	\$1,199,976	\$797,497	\$7,650,559	Timesheet Estimate
HL-Volt Electric	\$2,180,548		\$335,909	Vendor Estimate
Hopscoper Electric	\$175,929		\$49,728	Timesheet Estimate
Hydrex Wireworks	\$121,628		\$3,612,578	Investing Estimate
Hydrex	\$4,985,671		\$2,910,648	Current Invoices
Infratech	\$2,877,640	\$2,810,640	\$600,000	Vendor Estimate
ITB Construction	\$691,563	\$591,726	\$600,000	Vendor Estimate
J.W. Durado	\$59,670	\$74,556	\$0	Timesheet Estimate
Kenyon High Voltage		\$71,827	\$4,384,543	Timesheet Estimate
JRE	\$9,525,904		\$680,000	Vendor Estimate
Just Engineering	\$344,734	\$465,894	\$329,574	Timesheet Estimate
Keefe Power	\$490,880	\$926,539	\$1,690,000	Vendor Estimate
Kimwell Electric Co	\$3,188,145	\$2,312,894	\$5,001,928	Timesheet Estimate
L.E. Myers Company	\$3,474,659	\$4,290,930	\$0	Timesheet Estimate
Leo Electrical	\$190,390		\$650,000	Vendor Estimate
Maxtec	\$657,523	\$488,063	\$1,003,960	Timesheet Estimate
McCord construction/Colton1	\$890,440	\$917,147	\$118,337	Vendor Estimate
Morgan	\$198,268	\$116,397	\$0	Timesheet Estimate
Milwaukee Powerline	\$19,084		\$7,957,248	Timesheet Estimate
Miller Electric Service	\$891,933	\$774,126	\$2,783,938	Timesheet Estimate
Milwaukee Electric			\$2,783,938	Timesheet Estimate
Milwaukee Const	\$2,638,688	\$1,146,401	\$2,547,800	Timesheet Estimate
N. S. Ghent				

P.1
2023

Phase 3 Contractor Estimated Hurricane Wilma (work completed through Nov 14)

A B C D E F G H I J K L M N O P Q R S T U

Company Name	Corp Cost Est (PREPS)	Current Invoiced	Phase 3 Estimate	Source for Phase 3 Estimate
North Houston	\$1,811,100	\$1,982,211	\$2,016,902	Vendor Estimate
Ogrosa Utilities		\$702,915	\$800,000	Vendor Estimate
Over & Under	\$508,886	\$544,380	\$462,188	Timesheet Estimate
PSM Electric	\$4,717,172	\$6,100,000	\$5,100,000	Vendor Estimate
Phase III Construction	\$63,381	\$87,319	\$87,319	Current Invoiced & Vendor Est
Pipeline	\$1,746,125	\$192,319	\$1,774,870	Timesheet Estimate
Pike Electric Inc.	\$28,073,789	\$28,212,892	\$28,020,798	Timesheet Estimate
Pouderas	\$560,172		\$523,424	Timesheet Estimate
Power Products Inc	\$600,387	\$553,445	\$600,387	Timesheet Estimate
Power Services Tech	\$67,091		\$0	Timesheet Estimate
PowerComm	\$124,092	\$138,878	\$141,422	Timesheet Estimate
Reliable Constructor	\$23,224		\$0	Timesheet Estimate
Richardson Wayland	\$332,173	\$527,520	\$381,272	Timesheet Estimate
Riggs Electric	\$4,631,422	\$1,829,081	\$4,465,322	Timesheet Estimate
Right of Way Masten	\$2,017,812	\$416,888	\$2,017,812	Timesheet Estimate
Service Electric	\$1,050,760		\$447,764	Timesheet Estimate
Southeast Power Corp	\$1,095,849	\$1,035,874	\$1,271,348	Vendor Estimate
Southern Electric	\$16,434,333	\$16,486,191	\$16,609,008	Vendor Estimate
SPE Utility	\$6,321,451	\$4,861,572	\$4,354,433	Timesheet Estimate
State Electric Corp		\$283,124	\$283,124	Current Invoiced
Summit Builders, Inc	\$988,165	\$758,840	\$758,840	Current Invoiced & Vendor Est
Synoptic Design	\$1,977,419	\$4,429,385	\$2,195,164	Timesheet Estimate
Texas	\$2,956,819	\$1,309,007	\$1,309,007	Current Invoiced
Ulficoit Services	\$748,928	\$820,274	\$820,274	Current Invoiced
Utilities Const Co	\$4,205,149	\$3,338,026	\$4,132,793	Timesheet Estimate
Utility Lines Const	\$0	\$0	\$0	Vendor Estimate
Utility Lines Construction	\$0	\$0	\$0	Vendor Estimate
Utility Lines Construction	\$1,082,016	\$1,002,468	\$1,267,387	Vendor Estimate
Williams Electric	\$176,090,147	\$118,023,477	\$172,055,810	Vendor Estimate

Note: Other costs is an estimate of. 1) reimburseables such as hotels, meals (per diem), fuel (if not included in mob rate). 2) mobilization time not captured in timesheets

9,188,315 22-3/2

181,243,325

8,084,000 22-3/3

189,327,325

68,300,000, 22-3/4

257,627,325

20,000,000

236,627,325

Some changed to 861

661

22-3

P2



FPL

Purchase Order

Vendor Number: 5032

Address: INDUSTRIAL DIVERS CORP
2640 ARBOR DRIVE
FORT LAUDERDALE FL 33312

PO Number: 4500288240
Date: 11/01/2005
Attention: FRAN GALLETTA
Phone: (954)523-2906
Fax: 954-587-6636
Validity End Date: 11/01/2005
Incoterms: Not Applicable

Tax Code: 30 - No tax applies
Payment Terms: [Redacted]

Item	Material/Description	Quantity	U/M	Net Price	Net Amount
0010	U1&2 TRAVELING SCREEN INSPECTION Release order against contract 4600000699 Item 00010 DIVING SERVICES FOR HURRICANE WILMA RESTORATION. VENDOR CONTACT IS FRAN GALLETTA 954-523-2906 PLANT CONTACT IS JIM MILLER 772-597-7416 not become part of the Contract or this release. Supplier correspondence is hereby rejected and will proposal, quotation or the like, or in subsequent conditions referenced by Supplier in Supplier's Any alternative, different or additional terms and release is not intended as a Contract Change and in of the Contract number referenced within. This described herein pursuant to the terms and conditions This release authorizes Supplier to commence Work as	1	LE	[Redacted]	[Redacted]

12
13
14
15
16
17
18
19
20
21
22
23
24
25
26
27
28
29
30
31
32
33
34
35
36
37
38
39
40

Requested By: DOUGLAS ROSS

AUTHORIZED SIGNATURE: [Signature]

DATE: 11/01/2005

This Purchase Order is subject to the attached, or previously provided, terms and conditions. Shipment of the goods or commencement of work by the supplier will constitute acceptance of all of these terms and conditions.

22-4
1-2
3
[Redacted]



Purchase Order

4500288240
INDUSTRIAL DIVERS CORP


1
2
3
4
5
6
7
8
9
10
11
12
13
14
15
16
17
18
19
20
21
22
23
24
25
26
27
28
29

Item	Material Description	Quantity	UM	Net Price	Net Amount												
	CLEANING OF U1&U2 TRAVELING SCREEN.																
	Tracking Number:																
	<table border="0"> <tr> <td>Work No.</td> <td>ER</td> <td>Account Number</td> <td>Locn</td> <td>EAC</td> <td>Amount</td> </tr> <tr> <td>08770</td> <td>092</td> <td>000000</td> <td>0918</td> <td>0662</td> <td>[REDACTED]</td> </tr> </table>	Work No.	ER	Account Number	Locn	EAC	Amount	08770	092	000000	0918	0662	[REDACTED]				
Work No.	ER	Account Number	Locn	EAC	Amount												
08770	092	000000	0918	0662	[REDACTED]												
	Ship to:																
	FPL MARTIN PLANT UNIT 1&2 PMR-0918 21900 SW WARFIELD BLVD. INDIANTOWN FL 34956																
	Release order against contract 4600000699 Item 00010																
0020	U3&U4 TRAVEL SCREEN	1	LE	[REDACTED]	[REDACTED] (50)												
	PROVIDE THREE DIVER TEAM, EQUIPMENT AND MATERIALS FOR EMERGENCY INSPECTION AND CLEANING OF U3&U4 TRAVELING SCREEN.																
	Tracking Number:																
	<table border="0"> <tr> <td>Work No.</td> <td>ER</td> <td>Account Number</td> <td>Locn</td> <td>EAC</td> <td>Amount</td> </tr> <tr> <td>08770</td> <td>092</td> <td>000000</td> <td>0928</td> <td>0662</td> <td>[REDACTED]</td> </tr> </table>	Work No.	ER	Account Number	Locn	EAC	Amount	08770	092	000000	0928	0662	[REDACTED]				
Work No.	ER	Account Number	Locn	EAC	Amount												
08770	092	000000	0928	0662	[REDACTED]												
	Ship to:																
	FPL MARTIN PLANT UNIT 3&4 PMR-0928 21900 SW WARFIELD BLVD INDIANTOWN FL 34956																
	Order Not To Exceed:				[REDACTED] (190)												

22-4
1-2 p (4)

INDUSTRIAL DIVERS CORP.

1 66th Arbor Drive
2 Lauderdale, FL 33312
3 (954) 523-2906 Office



INVOICE

DATE	INVOICE NO.
10/27/2005	7183

4
5
6
7
8

BILL TO	SHIP TO
Florida Power & Light-Martin Plant Attn: Accounts Payable PO Box 176 Indiantown FL 34956	Jim Miller FPL-Martin Plant 561-762-9945 Office 772-597-7416 Fax

P.O. NO.	TERMS

9

DESCRIPTION	AMOUNT
10 Provide three diver team, equipment and materials for emergency inspection and 11 cleaning of traveling screen/trash rack which included 2B Diver cleared small sticks 12 North Back Side 2 pieces of metal 10 feet of the bottom were recovered, 1D Back 13 Ok, 1B Front 2 Pieces of PVC were recovered and 2 bolts were recovered	
14 Travel Time	
15 10-25-05 0830 - 1230 = [redacted] @ [redacted] /Hour (includes mobilization)	
16 10-25-05 1830 - 2100 = [redacted] @ [redacted] /Hour	
17 Dive Supervisor [redacted] /Hour Straight Time	
18 10-25-05 0930 - 1730 = [redacted] @ [redacted]	
19 10-25-05 1730 - 1830 = [redacted] @ [redacted] (over 8 hours on site)	
20 Diver [redacted] Hour Straight Time	
21 10-25-05 0930 - 1730 = [redacted] @ [redacted]	
22 10-25-05 1730 - 1830 = [redacted] @ [redacted] (over 8 hours on site)	
23 Tender [redacted] Hour Straight Time	
24 10-25-05 0930 - 1730 = [redacted] @ [redacted]	
25 10-25-05 1730 - 1830 = [redacted] @ [redacted]	
26 Vehicles 1 Days @ [redacted]	
27 Mileage [redacted] miles x's [redacted] miles round-trip x's 1 days	


22-4
1-2 P (5)

28 Please remit to above address. Total [redacted]

PS

INDUSTRIAL DIVERS CORP.

Arbor Drive
Lauderdale, FL 33312
(954) 523-2906 Office



INVOICE

DATE	INVOICE NO.
10/27/2005	7184

BILL TO	SHIP TO
Florida Power & Light-Martin Plant Attn: Accounts Payable PO Box 176 Indiantown FL 34956	Jim Miller FPL-Martin Plant 561-762-9945 Office 772-597-7416 Fax

P.O. NO.	TERMS

DESCRIPTION	AMOUNT
Provide three diver team, equipment and materials for emergency inspection and cleaning of trash rack/traveling screen which included Set up a Well 1B, located two the brace and reattached. Move to 4A-B inspect and clear debris.	
Travel Time 10-26-05 0700 - 0930 = HRS. @ (includes mobilization) 10-26-05 1530 - 1730 = HRS. @	
Dive Supervisor /Hour Straight Time 10-26-05 0930 - 1530 = HRS. @	
Diver /Hour Straight Time 10-26-05 0930 - 1530 = HRS. @	
Tender /Hour Straight Time 10-26-05 0930 - 1530 = HRS. @	
Vehicle 1 Day @	
Mileage mile x's miles round-trip	

22-4
1-2 (6)

Please remit to above address.


Total

ORANGE INDUSTRIAL SERVICES INC.

1 F. P. L. Martin Plant Unit 3&4
2 21900 SW Warfield Blvd.
3 Indian Town, FL 34956

November 8, 2005
Bid # 410

4 Attention: Mr. John Stuckey
5 Phone # 321-258-6994
6 Fax # 772-597-7416



7 Reference : To supply vacuum service to remove vegetation and sludge from traveling screen
8 catch basket on Martin unit #3 & #4 intake. All waste to be disposed of on site.

9 Quote Rates: This quote is based on one vacuum truck with operator and two technicians at
10 [redacted] per hour for an estimated 16 hours. These hours can be separated into two
11 days. Also, there will be a mobilization / demobilization charge of [redacted]
12 per diem charge of [redacted] for three men / two nights and [redacted] for one roll of 6
13 inch ADS disposable vacuum hose.

14 Note: Please be advised that this quote is only an estimate and FP & L will be charged
15 actual time it takes to do the job. This quote is based on previous work done at the
16 same location.

17 Start Date: November 10, 2005 Onsite @ 0700

18 Total Price: [redacted]

19 FP & L to supply the following:

20 Access to work area, equipment to remove basket to give access to sump / basin, area
21 to rinse vacuum truck when finished, sanitary facilities.

22 Thank you for the opportunity to furnish you with our prices once again. We look forward to
23 working with you on another project. Please call if you have any questions.

Sincerely,
Patrick Bennett
Patrick Bennett
Superintendent

Blanket: 460000 2637



PO

4500 2893 47

22-4
1-2 p

(8)



Purchase Order

A

B

1
2
3
4
5
6
7
8
9
10
11
12
13

Vendor Number: 160746
Address
 ORANGE INDUSTRIAL SERVICES
 1925 HWY 17-92 NORTH
 DAVENPORT FL 33837

Information
PO Number 4500289347
Date 11/10/2005
Attention Gary Eldredge
Phone 863-519-0831
Fax 863-519-5480
Validity End Date 11/10/2005
Incoterms Ship. Pt. Frt Collect

Ship To:
 VARIOUS LOCATIONS
 SEE TEXT BELOW
 WEST PALM BEACH FL 33408

Tax Code: 30 - No tax applies
Payment Terms [REDACTED]

14
15
16
17
18
19
20
21
22
23
24
25
26
27
28
29
30
31
32
33
34

Item	Material Description	Quantity	UM	Net Price	Net Amount
	This release authorizes Supplier to commence Work as described herein pursuant to the terms and conditions of the Contract number referenced within. This release is not intended as a Contract Change and in no way amends, varies or modifies such Contract. Any alternative, different or additional terms and conditions referenced by Supplier in Supplier's proposal, quotation or the like, or in subsequent Supplier correspondence is hereby rejected and will not become part of the Contract or this release.				
	Release order against contract 4600002637 Item 00010				
0010	3/4 INTAKE TRASH PIT CLEANING PROVIDE VACUUM SERVICE TO REMOVE VEGETAION AND SLUDGE FROM TRAVELING SCREEN CATCH BASKET ON MARTIN UNIT 3/4 INTAKE ALL CORESPONENCE SHOULD REFERENCE: "WILMA - CAW 3BOP6"	1	LE	[REDACTED]	[REDACTED]

22-4
1-2

Requested By:
DOUGLAS ROSS

AUTHORIZED SIGNATURE:

DATE: (9)

This Purchase Order is subject to the attached, or previously provided, terms and conditions. Shipment of the goods or commencement of work by the supplier will constitute acceptance of all of these terms and conditions.



Purchase Order

4500289347
ORANGE INDUSTRIAL SERVICES

A B C D

1
2
3
4
5
6
7
8
9
10

Item	Material/Description	Quantity	Unit	Net Price	Net Amount												
	<p>T&M CONTRACT NOT TO EXCEED [REDACTED]</p> <p>PLANT CONTACT JOHN STUCKEY 321-258-6994 ORANGE INDUSTRIAL CONTACT PATRICK BENNETT 863-519-0831</p> <p>Tracking Number:</p> <table border="0"> <tr> <td>Work No.</td> <td>ER</td> <td>Account Number</td> <td>Loch</td> <td>EAC</td> <td>Amount</td> </tr> <tr> <td>08770</td> <td>092</td> <td>000000</td> <td>0928</td> <td>0662</td> <td>[REDACTED]</td> </tr> </table> <p>Order Not To Exceed: [REDACTED]</p>	Work No.	ER	Account Number	Loch	EAC	Amount	08770	092	000000	0928	0662	[REDACTED]				
Work No.	ER	Account Number	Loch	EAC	Amount												
08770	092	000000	0928	0662	[REDACTED]												
				<p>22-4 1-2 P (10)</p>													

January 31, 2006

Memorandum for the Record; Martin Plant Traveling Screens Material & Labor

2 The Martin Plant Traveling Screens sustained damage during Hurricane Wilma in October 2005. A purchase order
3 was written to US Filter for material [REDACTED]. A quote for the labor portion of repair was unavailable at the time of
4 submitting the Martin Estimate; The cost of labor portion of repairs were estimated at \$10K.

5 The total traveling screen estimate was submitted as \$17,000. Following the submittal the Martin Wilma estimate
6 PPM quoted the repair job at [REDACTED]. The PPM quote/PO and material quote are attached to this memo.

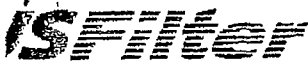
(P13)



Doug Ross

22-4
1-2

(11)



A Siemens Business

USFilter's Envirex Products
1901 S. Prairie Avenue
Waukesha, WI 53189

Sales Quote

Quotation #
Q0600652

Attention:
TOM BISCHOFF
PH: 772-597-7681
FX: 772-597-7416

CONFIDENTIAL

Quote Date 11/01/05	Revision #	Page #
Print Date 11/01/05	Orig. Contract JK2250	
End-User/Installation Name FLORIDA POWER & LIGHT		
Customer Quote #		

Bill To:
25840
FLORIDA POWER & LIGHT CO.
P.O. BOX 176
INVOICE PROCESSING
INDIANTOWN FL 34956

Ship To:
25840-13
FLORIDA POWER & LIGHT CO.
MARTIN PLANT STORE-PMR-973
5 MI NW OF INDIANTOWN, SR#710
INDIANTOWN FL 34956

Envirex Inc. dba USFilter's Envirex Products is pleased to offer the following quotation for your consideration:

Item #	Quantity	Part #	Part Description	Unit Price	UM	Total Price	Lead Time
001	2	JK2250-9-A ^b	TRAY, 10' W GALVANIZED FRAME W/#12 GA COPPER CLOTH				
002	2	JK2250-9-13 ^g	CLOTH, #12 GA (.105" DIA.) COPPER CLOTH 3/8" SQ OP				
003	1	JK2250-3-114 ^o	CHAIN, DRIVE 140-2, 16'-0 1/2" LG. (INCL M/L)				
004	6	JK2250-3-111 ^s	PIN, SHEAR 1" DIA.X 2 1/8" LG. TEST PIN 11/32 NECK				
005	25	JK2250-3-112 ^e	PIN, SHEAR 1" DIA.X 2 1/8" LG. RUN PIN 19/32" NECK				
				Total Sale Price:			

Please Direct Questions, Comments, or Inquiries to:

Local Representative #: 247
Name: CTP
Phone: 561/744-8429
Fax:

Envirex Account Manager: Chris Quinn
Phone: (215) 712-7079
Fax: (215) 996-1136
E-Mail: christopher.b.quinn@siemens.com

Prices are in Effect for: 30 Days
* Lead Time: Contingent Upon Stock Availability
Minimum Order Value: \$50.00

Payment Terms: **22-4**
Freight Terms: FOB SHIPPING POINT LEAST EXPENSIVE FREIGHT ALLOWED **1-2 #12**

1
2
3
4
5
6
7
8

9
10
11
12
13
14
15
16



615 NW Enterprise Drive
Port St. Lucie, Florida 34983
Telephone 772.340.2300
Facsimile 772.340.3029

Date: 12-28-05

CONFIDENTIAL

~~466 2478~~
~~464 2489~~

VND 228239

7500297574

FPL
Jamie Hickson (PGD)

1 This bid is for work to be done at the Martin Plant. The scope of work to be done by PPM is to
2 Repair fiberglass covers on eight (8) traveling screens, and installation of five (5) gear covers.
3 If three (3) of the traveling screen covers need to be removed for repair, it will be out of scope.
4 The second scope of work is replacing the screen mesh on the baskets of 1B and 1C traveling
5 Screens.

- 6 Repair fiberglass: Labor - [redacted] men, [redacted] days, [redacted] hour days is [redacted]
- 7 Installation gear covers: Labor - [redacted] men, [redacted] day, [redacted] hour day is [redacted]
- 8 Materials for fiberglass work by PPM: [redacted]
- 9 Replacing mesh: Labor - [redacted] men, [redacted] days, [redacted] hour days is [redacted]
- 10 FPL will supply materials and parts for replacing mesh.
- 11 Mob/Demob, Non-Manuals, Safety: [redacted]

12 Total Cost: [redacted] (P11)

Tom Grimme
MOR PPM Supervisor

22-4
1-2 P

(13)



FPL

Purchase Order

Vendor Number 228239

Address

PM
MOR PPM INC
615 NW ENTERPRISE DRIVE
PORT SAINT LUCIE FL 34986

Ship To:

FPL
FLORIDA POWER & LIGHT CO.
Select Delivery Address
Juno Beach FL 33408

Information

PO Number 4500297574
Date 01/09/2006
Attention TOM GRIMME
Phone 772-340-2300
Fax 772-340-3029
Validity End Date 01/09/2006
Incoterms Not Applicable
Quote FAX 12/28/2005

Tax Code: 11 - FPL to accrue tax
Payment Terms

Item	Material/Description	Quantity	U/M	Net Price	Net Amount
------	----------------------	----------	-----	-----------	------------

This release authorizes Supplier to commence Work as described herein pursuant to the terms and conditions of the Contract number referenced within(460002489). This release is not intended as a Contract Change and in no way amends, varies or modifies such Contract. Any alternative, different or additional terms and conditions referenced by Supplier in Supplier's proposal, quotation or the like, or in subsequent Supplier correspondence is hereby rejected and will not become part of the Contract or this release.

USE/PURPOSE

This purchase order is to be used for Specific work/materials as detailed in the "Description of Work/Materials" below.

DESCRIPTION OF WORK/MATERIALS

This order is your authority to furnish Martin Plant WITH THE ATTACHED LIST

All work is subject to the approval and acceptance of

22-4
1-2

AUTHORIZED SIGNATURE: *[Signature]*

DATE: 1/9/06

(14)

Agent: JOHN NIEB
Phone: 772-597-7342
Further information is required call

This Purchase Order is subject to the attached, or previously provided, terms and conditions. Shipment of the goods or commencement of work by the supplier will constitute acceptance of all of these terms and conditions.



Purchase Order

4500297574
PPM

A

B

D

E

1
2

0010
4

5097
009

16

Item	Material/Description	Quantity	UM	Net Price	Net Amount
	21900 s.w. warfield blvd Indiantown, Fla 34956				
0010 1	U1B,C traveling screens REPAIR Repair and replace traveling screen comp		1 LE		
	<p>DETAILED_DESCRIPTION: Repair and replace traveling screen components, REF FAXED QUOTE DATED 12/28/2005</p> <p>GENERAL_PURPOSE_DESCRIPTION: Repair Intake gear covers</p>			1.00	
	Order Not To Exceed:				

22-4
1-2

P (16)

January 31, 2006

Hydro lasing
Memorandum for the Record; Martin Plant Condenser Tube Repairs

1
22-4
10

The Martin Plant Unit 1&2 Condenser Tubes sustained damage during Hurricane Wilma in October 2005. The damage was attributed to micro-biologic condenser tube pitting. Hydrolasing was conducted to clean the tubes in preparation for eddy current testing. The cost of hydrolasing was estimated 2 condenser tubes was estimated at \$144,000. A cost break down for one condenser is below.

(C)

as quoted by Orange Industrial
s quoted by ESI

\$2,000 estimated cost to open/close doors
\$3,580 muscellaneous material.

Quotes and POs are attached to this memorandum.


Doug Ross

22-4

1-2

B (23)

1
2
3
4
5
6
7
8
9
10
11
12
13
14
15
16
17
18
19
20
21
22
23
24
25
26
27
28
29
30
31
32
33
34
35
36
37
38
39

1. **Martin Unit 1 Condenser Hydrolasing:** Commence Monday, 11/21 and continue around the clock, secure on Wednesday 11/23, recommence Monday, 11/28 and continue around the clock until all work is complete. All hydrolasing should be complete by 2359 Thursday, 12/01.

2. **Equipment: Main Condenser - 4 Each Water Boxes**
1 Manufacture: Ingersoll-Rand
2 Tube: Straight Size: 7/8" OD Count: 39,312 Total
3 Wall: 18 BWG Length: 48' Material: Alum. Brass-7030/9010 Cu-Ni

3. **FPL Will Supply or Perform The Following:**
1 Planning packages JPN 0173
2 Scaffolding
3 Contractor Guidelines 1.0 - 8.0
4 Equipment Clearance
5 Electric Power without adapters 110 & 480, service air, Potable Water.
6 Water Supply to Equipment.
7 Open and close covers/doors on condenser.
8 Sanitary facilities.

4. **Job Scope: Turn-Key contractor will provide or perform the following:**
1 Reference planning packages JPN 0173.
2 Comply with contractor guidelines 1.0 through 8.0.
3 Hydrolase 100% (less plugged tubes) each tube will be cleaned at a minimum of 10,000 PSIG with flow of approx. 12 to 15 GPM. Lance shall travel no greater than 1 liner foot per second and when the stop is reached a 5-second flush is required. Total cleaning time per tube should be 53 to 58 seconds. Rotating nozzles shall be utilized.
4 Supply supervision, labor, all tools/equipment (your guns/pumps), ladders and all consumables.
5 All Engine-Driven Pumping Equipment Shall Be Muffled.
6 All Equipment Fluid Leaks Shall Be Cleaned Immediately.
7 Protect heat exchanger/condenser coatings and anodes.
8 Provide all personnel safety equipment.
9 Clean all debris from both ends of heat exchanger/condenser after hydrolasing is completed and dispose of debris on site.
10 The confined space entry permit shall identify the rescue, emergency services to be summoned, and the means for summoning those services.
11 Provide your own confined space monitoring equipment

5. Lump sum bid Grand total: _____

6. Number of lances: six (6)

7. Bid Required On Or Before: Date 11/17/2000

8. Send Bid to Dong Ross as emailed pdf file (preferred) or Fax to 772-597-7416

22-4
1-2 (24)



2
3
4
5
6
7
8
9
10
11
12
13

Vendor Number 160746
Address

ORANGE INDUSTRIAL SERVICES
1925 HWY 17-92 NORTH
DAVENPORT FL 33837

Information
PO Number 4500290413
Date 11/17/2005
Attention Gary Eldredge
Phone 863-519-0831
Fax 863-519-5480
Validity End Date 11/21/2005
Incoterms Dest. Frt. Prepaid and Added

Ship To:
VARIOUS LOCATIONS
SEE TEXT BELOW
WEST PALM BEACH FL 33408

Tax Code: 30 - No tax applies
Payment Terms

em	Material/Description	Quantity	UM	Net Price	Net Amount
	<p>This release authorizes Supplier to commence Work as described herein pursuant to the terms and conditions of the Contract number referenced within. This release is not intended as a Contract Change and in no way amends, varies or modifies such Contract. Any alternative, different or additional terms and conditions referenced by Supplier in Supplier's proposal, quotation or the like, or in subsequent Supplier correspondence is hereby rejected and will not become part of the Contract or this release.</p> <p>JPN 00173 / CAW# 1-BOP-13</p> <p>Release order against contract 4600002637 Item 00010</p>				
0010	<p>U1 WILMA MN CONDSR HYDROLASE CAW1-BOP-13</p> <p>1.Martin Unit 1 Condenser Hydrolasing: Commence Monday, 11/21 and continue around the clock, secure on Wednesday 11/23, recommence Monday, 11/28 and continue around the clock until all work is complete. All hydrolasing should be complete by 2359 Thursday, 12/01.</p>		1LE		

22-4
1-2
P (25)

Requested By:
DOUGLAS ROSS

AUTHORIZED SIGNATURE: *D. Ross*

DATE: 11-18-2005



This Purchase Order is subject to the attached, or previously provided, terms and conditions. Shipment of the goods or commencement of work by the supplier will constitute acceptance of all of these terms and



Purchase Order

4500290413
ORANGE INDUSTRIAL SERVICES

A B C D E F

1	Item	Material/Description	Quantity	UM	Net Price	Net Amount
2	Tracking Number:					
3 4 5	Work No. 08770	ER 092	Account Number 000000 0918	Loen 0662	EAC Amount	<div style="text-align: center;">  </div>
					$\frac{22-4}{1-2}$	



Information

PO Number 4500290307
 Date 11/17/2005
 Attention ED SWINDLE/CAROL BAXLEY
 Phone (813)248-6248
 Fax (813) 247-4642
 Validity End Date 11/19/2005
 Incoterms Dest. Frt. Prepaid and Added

Vendor Number 19781

Address
 ESI GROUP INC
 102 NORTH 20 ST
 TAMPA FL 33605-0000

Ship To:
 FPL MARTIN PLANT UNIT 1&2
 PMR-0918
 21900 SW WARFIELD BLVD.
 INDIANTOWN FL 34956

Tax Code: 30 - No tax applies
 Payment Terms

Item	Material/Description	Quantity	UM	Net Price	Net Amount
0010	U1Willma PinChk Repairs CAW1-8OP-13/1-115 Release order against contract 4600001214 Item 00010 This release authorizes Supplier to commence Work as described herein pursuant to the terms and conditions of the Contract number referenced within. This release is not intended as a Contract Change and in no way amends, varies or modifies such Contract. Any alternative, different or additional terms and conditions referenced by Supplier in Supplier's proposal, quotation or the like, or in subsequent Supplier correspondence is hereby rejected and will not become part of the Contract or this release.	1	LE		
	Install and Remove Scaffolding in Unit 1 water boxes to support hydrolysing and inspecting condenser tubes CAW 1-8OP-13: Install & remove scaffolding, remove and install insulation on Lower Enclosure North Side Hot Spot. CAW 1-115:				

5
26
27
28
29
30
31
32
33
34

Requested By: DOUGLAS ROSS
 AUTHORIZED SIGNATURE: *[Signature]*
 DATE: 11-17-2005

This Purchase Order is subject to the attached, or previously provided, terms and conditions. Shipment of the goods or commencement of work by the supplier will constitute acceptance of all of these terms and conditions.

22-4
1/2
P29



FPL

Purchase Order

4600290307
ESI GROUP INC

F

D

Item	Material/Description	Quantity	UM	Net Price	Net Amount
------	----------------------	----------	----	-----------	------------

A

Work No. 08770
ER 092
Account Number Locn 000000 0918 0662
Amount

Release order against contract
4600001214 Item 00010

JPN 1306 U1 1A APH EJ#4 Scatld/Insul 1 LE

Repair-Provide labor, tools, supervision and materials
to erect and dismantle scaffolding and remove/reinstall
Insulation lagging on 1A APH EJ.4
JPN 1306: [REDACTED]

Work No. 09029
ER 092
Account Number Locn 000000 0918 0662
Amount

Order Not To Exceed:

15

12/15/08

11/16/08

7

6/5

4/22/08

22-4
1-2
30

January 31, 2006

1 Memorandum for the Record; Martin Plant Condenser ~~Tube Repairs~~ *Hydro Lazing*

2 The Martin Plant Unit 1&2 Condenser Tubes sustained damage during Hurricane Wilma in October 2005. The
3 damage was attributed to micro-biologic condenser tube pitting. Hydrolasing was conducted to clean the tubes in
4 preparation for eddy current testing. The cost of hydrolasing was estimated 2 condenser tubes was estimated at
5 \$144,000. A cost break down for one condenser is below.

6 [redacted] as quoted by Orange Industrial

7 [redacted] as quoted by ESI

8 \$2,000 estimated cost to open/close doors

9 \$3,580 miscellaneous material.

10 Quotes and POs are attached to this memorandum.


Doug Ross

22-4
12

132

CONFIDENTIAL

1
2
3
4

1. **Martin Unit 1 Condenser Hydrolasing:** Commence Monday, 11/21 and continue around the clock, secure on Wednesday 11/23, recommence Monday, 11/28 and continue around the clock until all work is complete. All hydrolasing should be complete by 2359 Thursday, 12/01.

5
6
7
8

2. **Equipment: Main Condenser - 4 Each Water Boxes**
1 Manufacture: Ingersoll-Rand
2 Tube: Straight Size: 7/8" OD Count: 39,312 Total
3 Wall: 18 BWG Length: 48' Material: Alum. Brass-7030/9010 Cu-Ni

9
10
11
12
13
14
15
16
17

3. **FPL Will Supply or Perform The Following:**
1 Planning packages JPN 0173
2 Scaffolding
3 Contractor Guidelines 1.0 - 8.0
4 Equipment Clearance
5 Electric Power without adapters 110 & 480, service air, Potable Water.
6 Water Supply to Equipment.
7 Open and close covers/doors on condenser.
8 Sanitary facilities.

18
19
20
21
22
23
24
25
26
27
28
29
30
31
32
33
34
35
36

4. **Job Scope: Turn-Key contractor will provide or perform the following:**
1 Reference planning packages JPN 0173.
2 Comply with contractor guidelines 1.0 through 8.0.
3 Hydrolase 100% (less plugged tubes) each tube will be cleaned at a minimum of 10,000 PSIG with flow of approx. 12 to 15 GPM. Lance shall travel no greater than 1 liner foot per second and when the stop is reached a 5-second flush is required. Total cleaning time per tube should be 53 to 58 seconds. Rotating nozzles shall be utilized.
4 Supply supervision, labor, all tools/equipment (your guns/pumps), ladders and all consumables.
5 All Engine-Driven Pumping Equipment Shall Be Muffled.
6 All Equipment Fluid Leaks Shall Be Cleaned Immediately.
7 Protect heat exchanger/condenser coatings and anodes.
8 Provide all personnel safety equipment.
9 Clean all debris from both ends of heat exchanger/condenser after hydrolasing is completed and dispose of debris on site.
10 The confined space entry permit shall identify the rescue, emergency services to be summoned, and the means for summoning those services.
11 Provide your own confined space monitoring equipment

36 5. Lump sum bid Grand total: [REDACTED]

37 6. Number of lances: six (6)

38 7. Bid Required On Or Before: Date 11/17/2000

39 8. Send Bid to Doug Ross as emailed pdf file (preferred) or Fax to 772-597-7416

22-4
1-2
333



Purchase Order

160746
 9/10/12/13

Vendor Number 160746

Address

ORANGE INDUSTRIAL SERVICES
 1925 HWY 17-92 NORTH
 DAVENPORT FL 33837

Information

PO Number 4500290413
 Date 11/17/2005
 Attention Gary Eldredge
 Phone 863-519-0831
 Fax 863-519-5480
 Validity End Date 11/21/2005
 Incoterms Dest. Frt. Prepaid and Added

Ship To:
 VARIOUS LOCATIONS
 SEE TEXT BELOW
 WEST PALM BEACH FL 33408

Tax Code: 30 - No tax applies
 Payment Terms

Item	Material/Description	Quantity	UM	Net Price	Net Amount
	<p>This release authorizes Supplier to commence Work as described herein pursuant to the terms and conditions of the Contract number referenced within. This release is not intended as a Contract Change and in no way amends, varies or modifies such Contract. Any alternative, different or additional terms and conditions referenced by Supplier in Supplier's proposal, quotation or the like, or in subsequent Supplier correspondence is hereby rejected and will not become part of the Contract or this release.</p> <p>JPN 00173 / CAW# 1-BOP-13</p> <p>Release order against contract 4600002637 Item 00010</p>				
0010	<p>U1 WILMA MN CONDSR HYDROLASE CAW1-BOP-13</p> <p>1.Martin Unit 1 Condenser Hydrolasing: Commence Monday, 11/21 and continue around the clock, secure on Wednesday 11/23, recommence Monday, 11/28 and continue around the clock until all work is complete. All hydrolasing should be complete by 2359 Thursday, 12/01.</p>		1LE	<p>22.4</p> <hr/> <p>1.2</p>	<p>(34)</p>

Requested By:
 DOUGLAS ROSS

AUTHORIZED SIGNATURE: *D. Ross*

DATE: 11-18-2005

This Purchase Order is subject to the attached, or previously provided, terms and conditions. Shipment of the goods or commencement of work by the supplier will constitute acceptance of all of these terms and conditions.



Purchase Order

4500290413
ORANGE INDUSTRIAL SERVICES

A B C D E F

Item	Material/Description	Quantity	UM	Net Price	Net Amount
------	----------------------	----------	----	-----------	------------

Tracking Number:

Work No.	ER	Account Number	Loan	EAC	Amount
08770	092	000000	0918	0662	[REDACTED]

22-4
1-2 (36)

A B C

D E F G H I J K L

ESI ENERGY SERVICE INSULATION, INC.

CONFIDENTIAL

FPL - SPRING OUTAGE - MARTIN - UNIT #1 (PMR1-S2008)

DATE 11-16-05

37
2-1
22-4

NOV-16-2005 05:00
ESI

1
2
3
4
5
6
7
8
9
10
11
12
13
14
15
16
17
18
19
20
21
22
23
24
25

ITEM	DESCRIPTION	MURS	TERMS	MATERIAL	LABOR	WAGON	PUFF	EQUIP	LABOR	MATERIAL
1	WATERBOXES (4 EACH)									
	1.0 SCAFF (4) 4' X 7' X 4'H AND LAY BOARDS OVER HOLE	64								
	2.0 NO REMOVAL	0								
	3.0 NO REINSULATION	0								
	4.0 SUPERVISION	0								NONE
7777	LATER									
	1.0 SCAFF	0								
	2.0 REM	0								
	3.0 REPL	0								
				0 \$ 30.00	\$ -	\$ -	\$ -	\$ -	\$ -	\$ -
7777	LATER									
	1.0 SCAFF	0								
	2.0 REM	0								
	3.0 REPL	0								
				0 \$ 30.00	\$ -	\$ -	\$ -	\$ -	\$ -	\$ -
7777	LATER									
	1.0 SCAFF	0								
	2.0 REM	0								
	3.0 REPL	0								
				0 \$ 30.00	\$ -	\$ -	\$ -	\$ -	\$ -	\$ -
7777	LATER									
	1.0 SCAFF	0								
	2.0 REM	0								
	3.0 REPL	0								
				0 \$ 30.00	\$ -	\$ -	\$ -	\$ -	\$ -	\$ -
TOTAL PAGE 1										

(Handwritten circle around a cell in the bottom right of the table)



Information

PO Number: 4500290307
 Date: 11/17/2005
 Attention: ED SWINDLE/CAROL BAXLEY
 Phone: (813)248-6248
 Fax: (813) 247-4642
 Validity End Date: 11/19/2005
 Incoterms: Dest. Frt. Prepaid and Added

Vendor Number: 19781

Address

ESI GROUP INC
 102 NORTH 20 ST
 TAMPA FL 33605-0000

Ship To:

FPL MARTIN PLANT UNIT 1&2
 PMR-0918
 21900 SW WARFIELD BLVD.
 INDIANTOWN FL 34956

Tax Code: 30 - No tax applies
 Payment Terms: [Redacted]

Item	Material/Description	Quantity	UM	Net Price	Net Amount
0010	U1wllma Pinchk Repairs CAW1-BOP-13/1-115 Release order against contract 4600001214 Item 00010 This release authorizes Supplier to commence Work as described herein pursuant to the terms and conditions of the Contract number referenced within. This release is not intended as a Contract Change and in no way amends, varies or modifies such Contract. Any alternative, different or additional terms and conditions referenced by Supplier in Supplier's proposal, quotation or the like, or in subsequent Supplier correspondence is hereby rejected and will not become part of the Contract or this release.	1	LE	[Redacted]	[Redacted]
	Install and Remove Scaffolding in Unit 1 water boxes to support hydrating and inspecting condenser tubes CAW 1-BOP-13 [Redacted] Install & remove scaffolding, remove and install insulation on Lower Enclosure North Side Hot Spot. CAW 1-115; [Redacted]				

15
16
17
18
19
20
21
22
23
24
25
26
27
28
29
30
31
32
33
34
35
36
37
38
39
40

This Purchase Order is subject to the attached, or previously provided, terms and conditions. Shipment of the goods or commencement of work by the supplier will constitute acceptance of all of these terms and conditions.

Requested By: DOUGLAS ROSS
 AUTHORIZED SIGNATURE: [Signature]
 DATE: 11-17-2005

22-4
1-2
38



FPL

Purchase Order

4500290307
ESI GROUP INC

F

Item	Material/Description	Quantity	Unit	Net Price	Net Amount
70020	Work No. 08770 ER 092 Account Number Logn 00000 0918 0662 Amount Release order against contract 4600001214 item 00010 JPN 1306 U1 1A APH EJ#4 Scatld/Insul Repair-Provide labor, tools, supervision and materials to erect and dismantle scaffolding and remove/reinstall insulation lagging on 1A APH EJ-4 JPN 1306: [REDACTED] Account Number Logn 00000 0918 0662 Work No. 09029 ER 092 Amount Order Not To Exceed:	1	LE	[REDACTED]	[REDACTED]

22-4
1-2

(39)

15

14

11

7

5

2002

January 31, 2006

Memorandum for the Record; Martin Plant Condenser Tube Repairs

2
3
4
5
6
7
8
9
10
11

The Martin Plant Unit 1&2 Condenser Tubes sustained damage during Hurricane Wilma in October 2005. The damage was attributed to micro-biologic condenser tube pitting. Eddy current testing was conducted to test/confirm the damage. The cost of eddy current testing both condensers was estimated at \$62,000. A cost break down for one condenser is below.

- \$17,000 estimate for NDE on site work as quoted by FPL's NDE group
- [redacted] estimate for inlet water box scaffolding. Quote was not available but is same used during hydrolasing; this estimate was based on hydrolasing quote provided by ESI
- [redacted] estimate for outlet water box scaffolding. Quote was not available but is same used during hydrolasing; this estimate was based on hydrolasing quote provided by ESI
- \$6,536 estimate to extract, plug tube, sheet and analyze 4 condenser tubes.

Scaffolding Support

Hydrolasing quote provided by ESI and NDE quote are attached to this memorandum.


Doug Ross

 31,000
 x 2

 62,000 (P)

22-4
 1-2 P (40)

ESI ENERGY SERVICE INSULATION, INC.

FPL - SPRING OUTAGE - MARTIN - UNIT #1 (PMR1-S2006)

DATE 11-16-05

UNIT	DESCRIPTION	UNIT	DESCRIPTION	UNIT	DESCRIPTION	UNIT	DESCRIPTION
1	WATERBOXES (4 EACH)						
	1.0 SCAFF (4) 4' X 7' X 4'H AND LAV BOARDS OVER HOLE						
	2.0 NO REMOVAL						
	3.0 NO RENOVATION						
	4.0 SUPERVISION						
	LATER						
	1.0 SCAFF						
	2.0 REM						
	3.0 REPL						

1.0 SCAFF	0						
2.0 REM	0						
3.0 REPL	0						
LATER	0						
NONE							

	0						
	0						
	0						
	0						
	0						
	0						
	0						
	0						
	0						
	0						
	0						

	0						
	0						
	0						
	0						
	0						
	0						
	0						
	0						
	0						
	0						
	0						

	0						
	0						
	0						
	0						
	0						
	0						
	0						
	0						
	0						
	0						
	0						

	0						
	0						
	0						
	0						
	0						
	0						
	0						
	0						
	0						
	0						
	0						

	0						
	0						
	0						
	0						
	0						
	0						
	0						
	0						
	0						
	0						
	0						

TOTAL PAGE 1

2-1-2
6/1/06

NOV-16-2005 05:03 ESI .02

A B C D E F G H I J K L



FPL

Purchase Order

Ship To:

VARIOUS LOCATIONS
SEE TEXT BELOW
WEST PALM BEACH FL 33408

10/11/09
12/12/09

8260548800

Address

GAFFIN INDUSTRIAL SERVICES INC
P O BOX 1637
RIVERVIEW FL 33568-1637

Vendor Number 235657

Information

PO Number 4500287807
Date 12/20/2005
Attention Deborah Gaffin
Phone 813-376-1144
Fax 813-741-1030
Validity End Date 10/31/2005
Incoterms Ship. Ft. Ft Collect

Tax Code: 30 - No tax applies
Payment Terms [REDACTED]

Item	Material/Description	Quantity	UM	Net Price	Net Amount
------	----------------------	----------	----	-----------	------------

This release authorizes Supplier to commence Work as described herein pursuant to the terms and conditions of the Contract number referenced within. This release is not intended as a Contract Change and in no way amends, varies or modifies such Contract. Any alternative, different or additional terms and conditions referenced by Supplier in Supplier's proposal, quotation or the like, or in subsequent Supplier correspondence is hereby rejected and will not become part of the Contract or this release.

PLANT POINT OF CONTACT IS JIM MILLER
661-762-9945
VENDOR POINT OF CONTACT IS MARK GAFFIN
813-651-0546

ALL CORRESPONDENCE SHOULD REFERENCE
HURICANE WILMA SUPPORT.

Release order against contract
460002616 Item 00010

22-4
12

Requested By:
DOUGLAS ROSS

AUTHORIZED SIGNATURE:

DATE:

(Signature)

This Purchase Order is subject to the attached, or previously provided, terms and conditions. Shipment of the goods or commencement of work by the supplier will constitute acceptance of all of these terms and conditions.



Purchase Order


4500287807
GAFFIN INDUSTRIAL SERVICES INC

1
2
3
4
5
6
7
8
9
10
11
12
13
14
15
16
17
18

Item	Material/Description	Quantity	UM	Net Price	Net Amount																		
0010	PMR1&2 HEAT EXCHANGER CLEAN FOR WILMA PROVIDE MATERIALS, FUEL, TOOLS, EQUIPMENT, TECH EXPERTISE AND FIELD SUPV TO CLEAN HEAT EXCHANGES FOULED FROM HURICANE WILMA *****AMENDED BY D ROSS 11/10 GAFFIN INDUSTRIAL CAME ON SITE AND THEN RETURNED FOR ADDITIONAL CLEANING. THIS AMENDMENT ADDS MONEY FOR THE ADDITIONAL WORK. T&M NOT TO EXCEED [REDACTED] CAW 1 BOP13. Tracking Number: <table border="0"> <tr> <td><u>Work</u></td> <td></td> <td><u>Account</u></td> <td></td> <td></td> <td></td> </tr> <tr> <td><u>No.</u></td> <td><u>ER</u></td> <td><u>Number</u></td> <td><u>Locn</u></td> <td><u>EAC</u></td> <td><u>Amount</u></td> </tr> <tr> <td>08770</td> <td>092</td> <td>000000</td> <td>0918</td> <td>0662</td> <td>[REDACTED]</td> </tr> </table> Order Not To Exceed: [REDACTED]	<u>Work</u>		<u>Account</u>				<u>No.</u>	<u>ER</u>	<u>Number</u>	<u>Locn</u>	<u>EAC</u>	<u>Amount</u>	08770	092	000000	0918	0662	[REDACTED]	1	LE	[REDACTED]	[REDACTED]
<u>Work</u>		<u>Account</u>																					
<u>No.</u>	<u>ER</u>	<u>Number</u>	<u>Locn</u>	<u>EAC</u>	<u>Amount</u>																		
08770	092	000000	0918	0662	[REDACTED]																		

22-4
1-2 (45)

CONFIDENTIAL



222


CONFIDENTIAL

1 Q. Please provide the following (years ended 2004 and 2005):

2 1) The procedures used to replace or repair poles.

3 A. In addition to the following, please see the attached manual. ²⁵⁻¹ Lesson on setting & bracing. ₂₀₀₂

4

D-2.0.0	POLE SETTING, GUYING AND BRACING	D-2.0.0
		


5
6
7
8
9
10
11
12
13
14
15

25-1
6 e1

D-13.0.1

POLE SPLINTING


D-13.0.1




25-1
6

P2


AUDIT REQ 2.1 ATTACHMENT




25-1
6-1




25-1 r²
67



$\frac{251}{601}$ P3




$\frac{25-1}{6-1}$




25-1


6-1




25-1
6-1




25-1
6-1



25-1
6-1




25-1
6-1




25-1

6-1




25-1
6-1




25-1

6-1




25-1
6-1




25-1

6-1




25-1

6-1




25-1
6-1




25-1

6-1




25-1
6-1




25-1


6-1



25-1
6-1




25-1
6-1



25-1


6-1






25-1

6-1




25-1

6-1




25-1

6-1




25-1
6-1




25-1


6-1




25-1
6-1




25-1
6-1



25-1
6-1




25-1
6-1




25-1

6-1




25-1


6-1




$\frac{25-1}{6-1}$




25-1
6-1




25-1
6-1




25-1
6-1



$\frac{25-1}{6-1}$



25-1
6-1




25-1
6-1

CONFIDENTIAL

DO NOT WRITE


Property of FBI - For Internal Use Only



25-1

CONFIDENTIAL

Property of FBI - For Internal Use Only



25-1
P P

CONFIDENTIAL

Property of F.L. - For Internal Use Only



25-1
7 P.

1 COMPANY: FPL - STORM
2 TITLE: Insurance Proceeds.
3 Period: 2005 Storm Season
4 Date: 8-Feb-06
5 Auditor: RKY
6 WP 27

7 **Insurance Proceeds**

8 The company booked an estimated amount for insurance proceeds
9 it deducted \$26,533,193 from its storm expenses. WP 27-1

10 When damage is incurred, the company assesses
11 its damages with the insurance adjusters and/or consultants hired by the insurance
12 company. This is done to familiarize the insurance company with the damages
13 sustained. Assessments are performed over a period of time and the estimates
14 are refined as more information becomes available. Each time an assessment
15 is done, FPL files a formal notice with the insurance company that there will
16 be a claim. The company explained that its policies are indemnity policies.
17 The damage has to be fixed and then it receives the reimbursement. There is
18 negotiation with FPL and the insurance company before a settlement is reached.
19 The company does not expect a settlement in the near future. It is a long
20 process.

21 **Estimate Determination**

22 For non-nuclear there is a \$25 million deductible. Estimates of damage are
23 prepared by each business unit and refined and submitted to the insurance
24 company as stated above. Each business unit assesses its own damage.
25 The latest estimate is on WP 27-2. It shows that the company is
26 estimating \$28,708,309 in non-nuclear damages. After the \$25,000,000
27 deductible, the estimate is \$3,708,309. We obtained a copy of the latest
28 formal notice and it agrees with these amounts. This is on WP 27-2/1.

29 For nuclear, there is a one million dollar deductible each for St. Lucie and
30 Turkey Point. The latest estimate is on WP 27-3. To determine the damages,
31 the nuclear division used people at the plants most familiar with the facilities
32 to come up with the estimates.
33
34

35 The amounts it does not estimate as recoverable follow:

36 Deductibles 2,000,000
37
38
39
40
41

27-4
} Verbal information from Steep G. Co. exec

27 p 1 A 2

COMPANY : 01

A B C D E F G H I J K L M N O P Q R S

LEADER

DATE JV# PAGE# SEC STATUS DATE POSTED

ACCRUAL REVERSE CXC YES SCHEDULED INFORMATION

STATE DATE STOP DATE FREQUENCY (NOT SCHEDULED)

APPROVAL INFORMATION

ENTERED/LAST CHANGED INFORMATION

EXCEPTION APPROVAL INFORMATION

DATE TIME PERSON

DATE TIME PERSON

LOG SECT DATE TIME PERSON

2006-01-10 17:32 MONICA VARGAS

0009 0013

REMARKS: (1) TO RECORD STORM ACCRUAL FOR 2005 STORMS. (2) NO RECORD INS RECOVER

I FOR NOLTEAR PLAINS TURNKEY POINT & ST LUCIE AND FOR NON NOLTEAR.

SRI D/C WO KR CMT SEC/V LOC AMOUNT KAC LOC PAY DESCRIPTION

08807 092 100 9900 0089 204,667.06 790 REC ACCRUAL FOR DERMIS

00000 000 242 4000 0089 204,667.06 790 REC ACCRUAL FOR DERMIS

09122 092 000 0000 0089 33,748.00 790 REC ACCRUAL FOR DERMIS

09122 092 000 0000 0089 24,000.00 790 REC ACCRUAL FOR KATRINA

09122 092 000 0000 0089 1,535,326.00 790 REC ACCRUAL FOR KATRINA

09122 092 000 0000 0089 30,692,965.15 790 REC ACCRUAL FOR KATRINA

09122 092 000 0500 0089 200,766.00 790 REC ACCRUAL FOR KATRINA

00000 000 242 1750 0089 32,486,805.15 790 REC ACCRUAL FOR KATRINA

09123 092 000 0000 0089 18,813.00 790 REC ACCRUAL FOR KATRINA

09123 092 000 0100 0089 80,607.00 790 REC ACCRUAL FOR KATRINA

09200 000 242 1780 0089 426,972.78 790 REC ACCRUAL FOR KATRINA

09124 092 000 0000 0009 1,026,000.00 790 REC ACCRUAL FOR WILMA

09124 092 000 0000 0009 189,306.00 790 REC ACCRUAL FOR WILMA

09124 092 000 0000 0009 3,015,590.00 790 REC ACCRUAL FOR WILMA

09124 092 000 0000 0009 79,636.00 790 REC ACCRUAL FOR WILMA

09124 092 000 0000 0009 13,796,837.00 790 REC ACCRUAL FOR WILMA

09124 092 000 0100 0009 063,571,365.00 790 REC ACCRUAL FOR WILMA

09124 092 000 0000 0009 410,326,407.43 790 REC ACCRUAL FOR WILMA

09124 092 000 0000 0009 9,818,205.00 790 REC ACCRUAL FOR WILMA

09218 092 000 0000 0009 755,306.00 790 REC ACCRUAL FOR WILMA

00000 000 242 1760 0009 469,705,652.43 790 REC ACCRUAL FOR WILMA

00000 000 186 8010 0009 1754 REC ACCRUAL FOR WILMA

00000 000 186 8020 0009 1754 REC ACCRUAL FOR WILMA

09218 092 000 0000 0009 0914 REC ACCRUAL FOR WILMA

09218 092 000 0000 0009 0914 REC ACCRUAL FOR WILMA

186.176 00000 000 0999 000.0000 *** 100.00 NOOP

186.176 00000 000 0999 000.0000 *** 100.00 NOOP

186.176 00000 000 0999 000.0000 *** 100.00 NOOP

186.176 00000 000 0999 000.0000 *** 100.00 NOOP

186.176 00000 000 0999 000.0000 *** 100.00 NOOP

186.176 00000 000 0999 000.0000 *** 100.00 NOOP

186.176 00000 000 0999 000.0000 *** 100.00 NOOP

186.176 00000 000 0999 000.0000 *** 100.00 NOOP

186.176 00000 000 0999 000.0000 *** 100.00 NOOP

186.176 00000 000 0999 000.0000 *** 100.00 NOOP

186.176 00000 000 0999 000.0000 *** 100.00 NOOP

186.176 00000 000 0999 000.0000 *** 100.00 NOOP

186.176 00000 000 0999 000.0000 *** 100.00 NOOP

186.176 00000 000 0999 000.0000 *** 100.00 NOOP

186.176 00000 000 0999 000.0000 *** 100.00 NOOP

186.176 00000 000 0999 000.0000 *** 100.00 NOOP

186.176 00000 000 0999 000.0000 *** 100.00 NOOP

186.176 00000 000 0999 000.0000 *** 100.00 NOOP

186.176 00000 000 0999 000.0000 *** 100.00 NOOP

186.176 00000 000 0999 000.0000 *** 100.00 NOOP

186.176 00000 000 0999 000.0000 *** 100.00 NOOP

Handwritten notes and calculations at the top right of the page, including a vertical line and various numbers and symbols.

Handwritten note: "See memo Reg 14"

Handwritten note: "fmc"

Handwritten number: "17"

A B C D E F

G H

I

J K L M N O P Q R

1
2
REPORT: 0X43-001-060110

FR

FLORIDA POWER & LIGHT COMPANY
ON-DEMAND QUERY REPORT

PAGE 003

3
4
5
6
7
8
9
10
11
12
13
14

NOTE: THIS IS A PSEUDO TRANSLATION

-ACCOUNT-						PAY		BUCS TRANSLATION											
SEL	D/C	WO	ER	CHP	SEC/U	LOC	AMOUNT	EAC	LOC	DESCRIPTION	GI ACCT	WO	ER	LOC	PL ACCT	EAC	PERCENT	TYPE	
***>	D	00000	000	186	8000	0999	3 552,193.00	754		REC NON NUC INSUR									
***>	C	09217	092	000	0000	0900	2 375 820.00	790	(B)	REC NON NUC INSUR	186.176	00000	000	0999	000.0000	***	100.00	NOOP	
***>	C	09217	092	000	0000	0061	482,315.00	790	(D)	REC NON NUC INSUR	186.176	00000	000	0999	000.0000	***	100.00	NOOP	
***>	C	09217	092	000	0500	0642	515,607.00	790	(E)	REC NON NUC INSUR	186.176	00000	000	0999	000.0000	***	100.00	NOOP	
***>	C	09217	092	000	0000	0956	125,562.00	790	(F)	REC NON NUC INSUR	186.176	00000	000	0999	000.0000	***	100.00	NOOP	
***>	C	09217	092	000	0000	0956	2,583.00	790	(G)	REC NON NUC INSUR	186.176	00000	000	0999	000.0000	***	100.00	NOOP	
***>	C	09217	092	000	0000	0009	50,306.00	790	(H)	REC NON NUC INSUR	186.176	00000	000	0999	000.0000	***	100.00	NOOP	
***>	D	00000	000	186	8000	0999	950,387.00	754		INSURANCE RECV DEF CAP									
***>	C	00000	000	186	1000	0009	950,387.00	754		INSURANCE RECV DEF CAP									

15
BATCH TOTAL:

TOTAL ENTRIES:

36

271
P
(2)

1 WILMA ACCRUAL DEC 2005

EAG 790



2 BRC/Location

Accrual December 2005

3	Total R21000 - ACG FINANCIAL/OTHER		
4	Total R31000 - NUC DIV BUS UNIT		
5	Total R31000 - NUC DIV BUS UNIT		
6	Total R31000 - NUC DIV BUS UNIT		
7	Total R31000 - NUC DIV BUS UNIT		
8		914	
9	Total R33000 - FINANCIAL BUS UNIT	009	1,026,000
10	Total R33075 - REGULATORY AFFAIRS		none per Wally Goldscheck
11	Total R34000 - HUMAN RES BUS UNIT	801	189,306
12	Total R35000 - GEN COUNSEL BUS UNIT	053	3,015,590
13	Total R37000 - MKT & COMMUNICATIONS		posted by Pat Cook Budge Coord.
14	Total R54000 - RETAIL	814	79,636
15	Total R56000 - PWR GEN DIVISION-FPL	900	18,796,837
16	Total R57000 - CORP & EXT AFFAIRS		none per John Kitchens
17	Total R62000 - ENERGY MKT & TRADING		none per Mike Olowin
18	Total R58000 - IM INFO MGT BUS UNIT	063	571,365
19	Total R53000 - DISTRIB BUS UNIT	089	410,326,407
20	Total R55000 - TRANSMISSION		
21	Total R39000 - FPL GROUP		
22	Total R34700 - VP INT SUPPLY CHAIN-PS		
23	TOTAL POWER SYSTEMS	642	
24	Total R34500 - CORP REAL ESTATE	068	9,818,205
25	Total R34700 - VP INT SUPPLY CHAIN-PMK	956	755,306
26			

271 p (3)

Insurance Entry Dec 2005

	A	B	C	D	E	F	G
1	Debit		186.801		754	914	
2	Debit		186.802		754	914	
3	Credit	WO	9218	Nuclear	790	914	
4	Credit	WO	9218	Nuclear	790	914	
5	Debit		186.800		754	999	3,552,193 REC NON NUC INSUR
6	Credit	WO	9217	PGD	790	900	(2,375,820) REC NON NUC INSUR
7	Credit	WO	9217	Transm - Substations	790	061	(482,315) REC NON NUC INSUR
8	Credit	WO	9217	Facilities	790	642	(515,607) REC NON NUC INSUR
9	Credit	WO	9217	ISC - PMK Warehouse	790	956	(125,562) REC NON NUC INSUR
10	Credit	WO	9217	PDC - Inventory Damage	790	956	(2,583) REC NON NUC INSUR
11	Credit	WO	9217	Finance - Security Guards	790	009	(50,306) REC NON NUC INSUR
12	Debit		186.800		754	999	 INSURANCE RECEIV DEF CAPIT
13	Credit		186.100		754	009	

27-1

Ⓟ

Florida Power & Light
 Storm Damage Cost Recovery
 AUS #05-292-4-1 Dkt #041291-EI
 TYE 12/31/2005

W
 2/13/06
 B
 2/11/06

Title: *Maintenance*

PBC

Type of charge	Per Skipp Gwinn	Work Order	PTN	PSL	Total	Insurance Recoverable	Ref	Non-Insurable / Storm Fund
Storm Preparation / Unit Restoration	8770 92 000 000 LOC		2,238	6,813	9,049			
Other Locations changing in	8770 92 000 000 LOC		15	15	29			

(21)
 (tc)

1 2 3 4 5 6 7 8 9 10 11 12 13 14 15 16 17 18 19 20 21 22 23 24 25 26 27 28 29 30 31 32 33 34 35 36 37 38 39 40 41 42 43 44 45 46 47 48 49 50 51 52 53 54 55 56 57 58 59 60 61 62 63 64 65 66 67 68 69 70 71 72 73 74 75 76 77 78 79 80 81 82 83 84 85 86 87 88 89 90 91 92 93 94 95 96 97 98 99 100

27-3
[Signature]

COMPANY: FPL - STORM
 TITLE: SUMMARY OF CASH VOUCHER SAMPLE
 PERIOD: 2005
 DATE: 3-Feb-06
 AUDITOR: RKY

Florida Power & Light
 Storm Damage Cost Recovery
 AUS #05-292-4-1 Dkt #041291-EI
 TYE 12/31/2005

*KW 2/13/06
 R 2/11/06*

WP NO 43 Title: CV Sample

1 A sample of 211 vouchers were selected WP 43-1. The methodology used to select the
 2 sample is on WP No. 44.

3 The sample was selected to determine that the expenses were storm related. We
 4 looked at the dates of the work done, we reviewed the invoices to determine that the
 5 dates were in accordance with the Hurricane dates, to make sure the work done
 6 was not every day work. For example, for telephone, many of the invoices were
 7 for new mobile phone service starting new during the hurricane dates. Also, food and lodging
 8 services coincided with the hurricane dates, newspaper advertising informed
 9 the public of expected power on dates, radio ads promoted safety which coincided
 10 with the hurricane dates. For outside crews, we obtained on a random basis, the purchase
 11 orders and agreed the rates to the PO's. The PO's are on WP 43-4.

12 There were some questionable item which should be disclosed.

13 Advertising Expense
 14 See 43-6

15 The company charged both radio and newspaper ads to the storm account.
 16 The radio ads were for safety. See sample item no 95.
 17 The newspaper ads were giving the public an update of when they
 18 may expect power restored. Also, there were ads that were thanking all
 19 the workers and the public. Are these image enhancing? Disclose.
 20 See Samples 140.

21 The ads that thanked the public and employees are as follows:
 22 Paid to Cramer-Krasselt

23	Print Ad appearing in the Sun Sentinel 9/4/05	53,014.50
24	Print Ad appearing in the Miami Herald/EI	
25	Nuevo Heralds on 9/4/05	62,975.00
26	Print Ad in the Palm Beach Post	3,643.83
		<u>119,533.33</u>

27 Request No. 460 asked FPL to supply all newspaper print ads so that
 28 we can review them. The results of this review are on WP 43-6.

29 Storm Preparations

30 There were four invoices which indicated that there were amounts included
 31 for storm preparations as follows:

32 Sample	33 Number	Payee	Storm	Amount
34				
35				
36				
37				

38 The company explained that Day & Zimmerman is a supplemental maintenance contractor.
 39 it supplements the existing work force craft workers (wood work, metal work, etc.) When
 40 a storm approaches, these workers help to prepare the area.

41 There was also a journal entry accruing storm preparation costs in the amount of \$2,281,000.
 42 Before the storm St. Lucie 1 was in a scheduled maintenance outage. This outage was to
 43 replace a reactor head. All work had to be stopped and the area had to be prepared for
 44 Hurricane Wilma. The companies who were working on the outage had to prepare and
 45 to remobilize after the hurricane to continue its reactor head replacement. As these
 46 costs were over and above the scheduled maintenance, they were charged to the storm
 47 expense.

4391

10

10

1
2
3

Contractor Name:	Pike
Street Address:	100 Pike Way
City/State/Zip:	Mount Airy, N.C. 27030

4
5
6
7
8


FPL Purchase Order Number:	4200000134
Invoice Number:	KATRINA - ADVANCE #1
Invoice Date:	8/1/2005
Storm Name:	KATRINA
Work Order Number:	8759-92-880

9
10
11
12
13
14
15
16
17
18

	Hours/Quantity	X	Rate	Amount	=	Total
Work Hours	2900	X		10	#83	
Work Hours O.T.	2622	X		20	#84	
Maintenance/Description	2000	X		30	#83	
Maintenance/Description O.T. Entry	0	X			=	
Travel	0		Receipts Attached		=	\$
Boarding	0		Receipts Attached		=	\$
Fuel			Receipts Attached		=	\$
Per Diem	0	X			=	\$

Date Entered in Log	
Date Entered in SAP	OCT 18 2005
ROC #	3001497044
SAP Approver Initials	
Date Approved in SAP	

15640208



2
Agrees w/
Contract Rate
Contract attached
See Page 3 + 4
① 4-3-3 #83

Florida Power & Light Company
Docket No. 060038-EI
Docket No. 050188-EI
Staff Storm Audit - 2004/2005
Request No. 25-3
Page 1 of 1

1 Q. Please provide the following (see attached).

2 A.
3 The 10/18/2005 Pike advance (it shows up in three pieces in the GL) was paid against 262 invoices
totaling [REDACTED] in then unpaid invoices.

4 [REDACTED] (see
5 attached FIMIP report).

See Page 3

43-3 8 ⑤

A B C D E F

Detail Transactions By Sub Total

1
 2 Reporting Area: R59000 EAC Group: S20 BA: 01002 To: ER: To: FINS ER To:
 3 Roll-up or Specific: R Company: 00000001 SA: 928759 To: WO: To: FINS WO: To:
 4 Ledger Date: 200509 To: 200512 EAC: To: LOCN: To: FINS LOCN: To:
 5 Source: 50000 To: 59999 UC: To: Comp: To: FERC Acct: To:
 6 GL Acct: To: Amount: To: Feeder Id: To:
 7 Payroll Location: To: EAC Series: To: TimeStamp Date: To:
 8 Expense Types: U Sorted by: REF_FIELD_1,LEDGER_DATE

9	Reference Field 1	Ledger Date	Description	Amount	Quantity
10	PERERA L		PERERA L		Sub-Total
11	PIKE ELECTRIC INC	200510			
12	PIKE ELECTRIC INC	200511			
13	PIKE ELECTRIC INC	200512			
14	PIKE ELECTRIC INC		PIKE ELECTRIC INC		Sub-Total
15	PITTS ENGINE & TRANS	200511			
16	PITTS ENGINE & TRANS		PITTS ENGINE & TRANS		Sub-Total
17	POWER PRODUCTS IN	200511			
18	POWER PRODUCTS IN		POWER PRODUCTS INC		Sub-Total
19	POWERCON CORP	200512			
20	POWERCON CORP		POWERCON CORP		Sub-Total
21	QUANTUM RESOURCES	200509			
22	QUANTUM RESOURCES	200510			
23	QUANTUM RESOURCES	200511			
24	QUANTUM RESOURCES	200512			
25	QUANTUM RESOURCES		QUANTUM RESOURCES CO		Sub-Total
26	RAM LOCK AND KEY IN	200510			
27	RAM LOCK AND KEY IN		RAM LOCK AND KEY INC		Sub-Total
28	RAUENZAHN ENTERPRI	200510			
29	RAUENZAHN ENTERPRI		RAUENZAHN ENTERPRISE		Sub-Total
30	REDOWAY S M	200509			
31	REDOWAY S M		REDOWAY S M		Sub-Total
32	RHINO OF DADE COUN	200511			
33	RHINO OF DADE COUN		RHINO OF DADE COUNTY		Sub-Total

43-3

34 Wednesday, January 25, 2006

FUEL COSTS - Accruals and C&A for September 2005

43-3
PC

	A		B
1	Amount Charged in FMIP for Sept 2005 (As of 9/30/05)	\$	925,934.79
2	Normal Monthly Accrual -From Fuel Personnel	\$	1,032,825.70
3	Total to be charged to Fleet Services during Sep 2005	\$	1,958,760.49
4	Normal consumption for September 2005 that should be		
5	charged to Fleet Services	\$	768,994.31
6	Adjustment for Labor to fill Leased Tank	\$	[REDACTED]
7	Amount needed to C&A to the Storm Account	\$	[REDACTED]
8	Amounts to be Accrued for Hurricane Katrina	\$	-
9	Amounts to be Accrued for Hurricane Rita	\$	209,800.00 Fuel Vendor Labor Charges
10	Total to be accrued to storm account during September	\$	209,800.00
11	2005	\$	209,800.00

See details in "Fuel Sep05
Accrual" tab *See Page 5 for
calc*



Alan Middleton
09/30/2005 02:55 PM

To: Bridget Marovich-Gray/PS/FPL@FPL
cc: Carlos Suastegui/FNR/FPL@FPL, Humberto Gonzalez/IA/FPL@FPL
Subject: September Fuel Accrual and C&A to Storm

1 Bridget, attached is a spreadsheet that you can use for support of the C&A that needs to be made to the
2 Storm Account. Use the c&a I sent you yesterday as a model for this month's. The entry is as follows:

3 C 2161 92 000 000 804 650 1,171,081.67
4 D 8759 92 000 000 804 650 1,171,081.67

5 This amount is the excess of what would be the normal amount used by FPL for normal work. The
6 \$209,800 will be accrued by Cost and Performance.

7 Let me know if you have any questions.

8 Alan

FUEL COSTS - Accruals and C&A for September 2005

10	Amount Charged in FMIP for Sept 2005 (As of 9/30/05)	\$	925,934.79	
11	Normal Monthly Accrual -From Fuel Personnel	\$	1,032,825.70	
12	Total to be charged to Fleet Services during Sep 2005	\$	1,958,760.49	
13	Normal consumption for September 2005 that should be			See details in "Fuel Sep0 Accrual" tab
14	charged to Fleet Services	\$	768,994.91	
15	Adjustment for Labor to fill Leased Tank	\$		
16	Amount needed to C&A to the Storm Account	\$		
17	Amounts to be Accrued for Hurricane Katrina	\$	-	
18	Amounts to be Accrued for Hurricane Rita	\$	209,800.00	Fuel Vendor Labor Charg
19	Total to be accrued to storm account during September			
20	2005	\$	209,800.00	




Fuel Accruals Sep 2005_Version2.

43-3 p2


PMC

KW 2/13/06
B 2/11/06




①

43-4




(2)


43-4



3 43-4




(4) 43-4




43-4

(5)




43-4

6




43-4 7



43-4


8

11




43-4


9




43-4 10




43-4 11



43-4 12-




43-4 13




43-4

14




43-4


15



43-4 16




43-4 17




43-4

18




43-4 19




43-4


20




43-4 21




43-4 22




43-4 73




43-4 24




43-4 25




43-4 26




43-4 21




43-4 28



43-4 29




43-4 30




43-4

31




43-4

32




43-4

33




43-4

34




35

43-4




43-4 36




43-4

37




43-4

38




39

43-4




40

43-4




43-4 41




42

43-4




43

43-4




44

43-4




45

43-4




46

43-4



41

43-4




48

CONFIDENTIAL

43-4


	49		

43-4



	50		CONFIDENTIAL	
--	----	--	--------------	--


43-4



	119-117	51	CONFIDENTIAL
--	---------	----	--------------


91-118

43-4




52

43-4




53

43-4




54

43-4




55

43-4




56

43-4




57

43-4




58

43-4




59

43-4



60

43-4



61

43-4

1 Other sample items were selected for Wilma for the supplemental audit. If more
2 advertising is found, then this list should be updated. Also, the radio ads for Wilma
3 should be reviewed.

4
5
6
7



cup 9

EFFECT ON THE GENERAL LEDGER IF THE FINDING IS ACCEPTED: If the Commission decides to remove all of these types of ads, account 228 would be reduced by \$2,630,218.47.

EFFECT ON THE FILING IF THE FINDING IS ACCEPTED: A reduction in the storm expense for image enhancing advertising would reduce the reduce the \$826,853,000 of un-recovered storm costs from Exhibit A of the filing.

43-6 p2

Stock Item Billing Sheet

Date:

11/21/05

1
2

Client:

FPL

3

Job No:


57108.

4

Description:

Wilma Frankford Ad 5
(National Post)

5
6



630	
630	
1495	
1495	
1260	
1495	
1170	
1180	
1495	
1220	
1220	
1495	

7
8
9
10
11
12
13
14
15
16
17

Other:

Signature:

mg

43-6
p 1-3

1 Stock Item Billing Sheet

2 Date:

11/21/05

3 Client:

FPL

4 Job No:

57085

5 Description:

Wilma Thank you Ad

6

7

8

9

10

11

12

13

14

15

16

17



WSS
630
630
1495
1495
1260
1495
1170
1180
1495
1220
1220
1495

Other:

1495

Signature:

My

43-6
1-4

2)

1 Stock Item Billing Sheet

2 Date:

11/11/05

3 Client:



FPL

4 Job No:

57089

5 Description:

Wilma Rest. Ad.

6		630	_____
7		630	_____
8		1495	_____
9		1495	_____
10		1260	_____
11		1495	_____
12		1170	
13		1180	_____
14		1495	_____
15		1220	_____
16		1220	_____
Other:		1495	_____

Other:

Signature:

My
43-6
1-6

①

1 Stock Item Billing Sheet

2 Date:

11/11/05

3 Client:

FPL

4 Job No:

51073

5 Description:

Wilma Map Ad

6		630
7		630
8		1495
9		1495
10		1260
11		1495
12		1170
13		1180
14		1495
15		1220
16		1220
Other:		1495

Signature:

MP

43-6
1-7
P②

1

2


3

Invoice

DATE	INVOICE NO.
11/14/'05	1559

4
5
6
7
8

BILL TO
C-K Atten: Accounting Department 225 E. Robinson St. Suite 570 Orlando, FL 32801



MAKE CHECK PAYABLE TO:


9

TERMS
Net 30

10

11
12
13
14

SERVICED	ITEM	DESCRIPTION	QUANTITY	RATE	AMOUNT
		FPL Web TV "Restore" P.O. #3547			
11/14/'05	Editing	Create Beta-sp Master			137.50
11/14/'05	Tape Stock	Beta-sp			45.00

Thank you for your business.	Total	\$182.50
------------------------------	--------------	----------

434

1-8

1
2
3
4



Invoice

DATE	INVOICE NO.
10/29/2005	39098

5
6
7
8
9
10

BILL TO
CRAMER-KRASSELT ATTN: DEBI MOYER 225 EAST ROBINSON ST. STE 570 ORLANDO, FL 32801

SHIP TO
SAME

\$2590

\$200

11
12
13

P.O. NO.	TERMS	SHIP DATE	SHIP VIA
35598558	Due on receipt	10/29/2005	EMAIL/P/U

14
15
16
17
18
19
20
21
22
23
24
25
26
27
28

DESCRIPTION	QTY	RATE	AMOUNT
FLORIDA POWER & LIGHT			
TOM CASSIDY VOICING-TO BE PAID VIA UNION			
SCALE + 10%			
(2) :60 RA-"EMPLOYEE RA #1" & "EMPLOYEE RA #2"			2,220.00
Hourly studio rate includes one e-mail, FTP or ISDN			
dub (long distance ISDN call not included)-SATURDAY RATES			
Mix-To-Picture-per hour rate			180.00
Music Drop-Regional Market			170.00
CD Dub			20.00
11/10/05-MUSIC BED USED FOR WEB USAGE ON BOTH SPOTS			200.00

Thank you, we appreciate your business!	Total	\$2,790.00
---	-------	------------

43-4
1-8 P3

D/CU

1
2
3

Invoice

DATE	INVOICE NO.
10/28/'05	1551

4 **BILL TO**

5 C-K

6 Atten: Accounting Department

7 225 E. Robinson St. Suite 570

8 Orlando, FL 32801

MAKE CHECK PAYABLE TO:

[Redacted]

203120
5/07/1

9
10

TERMS
Net 30

11	SERVICED	ITEM	DESCRIPTION	QUANTITY	RATE	AMOUNT
12			FPL Web TV			
13	10/28/'05	Editing	Review Material and Digitize Selects			1,237.50
14	10/29/'05	Editing	Create Web Spots			1,925.00
15	10/31/'05	Editing	Revise Spots			275.00
16	10/31/'05	Mutimedia	Create Windows Media Files - Post & Burn to Disk			100.00
17	10/31/'05	Dubs	VHS Window Burn of source tapes			100.00
18	11/01/'05	Editing	Revise Spots			275.00
Please remit to above address.				Total		\$3,912.50

43-6
1-9 P (3)



12230 Forest Hill Blvd., Ste. 166 • Wellington, FL 33414
 Phone: (561) 596-7325 • Fax: (561) 793-0936
 email: reeladvz@aol.com

#211

OK

Keep a record of proceedings

Image Enhancing

Invoice

DATE	INVOICE #
8/1/2005	357

ENTERED BY: Martha Blanco DATE: 9-22-05
 PHONE: 561/694-3758 COMPANY CODE: 1001
 AUTHORIZED BY: [Signature]
 REQUIRED IF UNDER \$2500

2
3
4

5
6
7
8
9
10
11
12
13
14
15
16
17
18
19
20
21
22
23
24
25
26
27
28
29
30
31
32
33
34
35
36
37
38
39

15630975

DOCUMENT #(S): 1000430661
 NUMBER: 8759.92.000.000.020.692

BILL TO
 Florida Power & Light
 P.O. Box 14000
 Juno Beach, FL 33408
 Attn: Mr. Roger Beak
 Item 15630975
 dw 2

TERMS	SAP #
45 Days	4500004371 4500000638

ITEM	DESCRIPTION	AMOUNT
Proj Mgr	Project Management: Charges for Hurricane Katrina coverage: 8/26 Field production/executive producer fees for coverage that included GOCC, PDC, as well as field work in Broward & Miami-Dade.	1,500.00
Proj Mgr	Project Management: Charges for Hurricane Katrina coverage: 8/27 Field production/executive producer fees for coverage that included interviews with Governor Jeb Bush and hurricane center director Max Mayfield	1,500.00
Proj Mgr	Project Management: Charges for Hurricane Katrina coverage: 8/28 Field production/executive producer/videography fees for coverage that included Manny Miranda at OB staging site, as well as crews in the Coral Gables, Coconut Grove & Tamiami	1,500.00
Proj Mgr	Project Management: Charges for Hurricane Katrina coverage: 8/29 Field production/executive producer fees for coverage that included staging sites; MDCC North, Gulfstream and Calder	1,500.00
Proj Mgr	Project Management: Charges for Hurricane Katrina coverage: 8/30 Field production/executive producer fees for coverage that included staging sites; Tropical & Tamiami interviews with crews and customers	1,500.00
Proj Mgr	Project Management: Charges for Hurricane Katrina coverage: 8/31 Field production/executive producer fees for coverage that included Hialeah police department escorting FPL crews to job sites; Interviews & b-roll at LFO customer care center as well as interview with Geisha Williams @ MDCC	1,500.00
Proj Mgr	Project Management: Charges for Hurricane Katrina coverage: 9/1 Field production/executive producer fees for coverage that included thank-you banner for out-of-state crews at Hialeah race track staging site	1,500.00
Proj Mgr	Project Management: Post production work/scripting/talent fees and executive producer fees for Hurricane Katrina video will be included at no extra charge.	1,500.00
Total		

RECEIVED
 SEP 23 2005
 ACCOUNTS PAYABLE

PD 43-6
 1-13

1 Stock Item Billing Sheet

2 Date:

9/9/05

3 Client:


FPL

4 Job No:

50932

5 Description:

Katrina map ad



- 6 630 _____
- 7 630 _____
- 8 1495 _____
- 9 1495 _____
- 10 1260 _____
- 11 1495 _____
- 12 1170 _____
- 13 1180 _____
- 14 1495 _____
- 15 1220 _____
- 16 1220 _____
- 17 1495 _____



Other:

Signature:

[Handwritten signature]

43-6
1-100
P²

1 Stock Item Billing Sheet

2 Date:

9/9/05

3 Client:


FPL

4 Job No:

50935

5 Description:

Katrina Map Ad



6	630	
7	630	
8	1495	
9	1495	
10	1260	
11	1495	
12	1170	
13	1180	
14	1495	
15	1220	
16	1220	
	1495	

Other:

Signature:

[Handwritten Signature]

p (2)
43-6
1-19

1 Stock Item Billing Sheet

2 Date: 9/9/05

3 Client: FPL

4 Job No: 50934

5 Description: Katrina Thank you Ad

6	[Redacted]	630	_____
7	[Redacted]	630	_____
8	[Redacted]	1495	_____
9	[Redacted]	1495	_____
10	[Redacted]	1260	_____
11	[Redacted]	1495	_____
12	[Redacted]	1170	_____
13	[Redacted]	1180	_____
14	[Redacted]	1495	_____
15	[Redacted]	1220	_____
16	[Redacted]	1220	_____
		1495	_____

Per:

Signature:

[Signature]

p (5)

43-6
1-19

1 Stock Item Billing Sheet

2 Date:

9/9/05
FPL

3 Client:

50928

4 Job No:

Hurricane Post Storm

5 Description:

- 6
- 7
- 8
- 9
- 10
- 11
- 12
- 13
- 14
- 15
- 16



630	_____
630	_____
1495	_____
1495	_____
1260	_____
1495	_____
1170	_____
1180	_____
1495	_____
1220	_____
1220	_____
1495	_____

Other:

Signature:

MF

43-4
1-19

P 9

KW 2/13/06



due 10/29 (45)

Contractor Name:	Southern Electric Corporation
Street Address:	PO Box 320398
City/State/Zip:	Flowood, MS 39232

FPL Purchase Order Number:	4200000137
Invoice Number:	18494 A
Invoice Date:	9/15/2005
Storm Name:	Hurricane Katrina
Order Number:	

15642371

TS = 4898
IMD = 4904

	Hours/Quantity	X	Rate	Receipt \$-Amount	=	Total
Work Hours	110	X		10		
Work Hours O.T.	3450-3010	X		70	# = 107	
Mobilize/Demobilize Regular Hours	586	X		30		
Mobilize/Demobilize O.T. Hours	1338-862	X		300		
Misc			Receipts Attached			
Housing	10		Receipts Attached			\$ 0
Food			Receipts Attached			\$
Per Diem	307	X		5040		
						\$ 434,886.84

O.K. TO PAY BK UM 080 pd via EFS \$421,209.96

RECEIVED OCT 26 2005 ACCOUNTS PAYABLE	Date Entered in Log	346,276.30
	Date Entered in SAP	10/19/05 14:57:31
	ROC #	5001498216 AE
	Approver Initials	
	Date Approved in SAP	

2/1/06 (V) agrees w/ contract (1) 437

#113 * 132
1-581-640-2160

Contractor: **Storm Electric Inc**

233 927 / 23 4747

Due 10/28

Contractor Name:	Southern Electric Corporation
Street Address:	PO Box 320398
City/State/Zip:	Flowood, MS 39232

FPL Purchase Order Number:	4200000137
Order Number:	18494 - B
Date:	9/14/2005
Event:	Hurricane Katrina
Work Order Number:	

14:57

15642370

	Hours/Quantity	X	Rate	Receipt \$ Amount	#132	# Total
Work Hours	2470 ✓	X			#113	
Mobilize/ Demobilize O.T. Hours	195 ✓	X			PAID ERS	
Moving	0			\$ 1,533.63	=	\$ 1,533.63
Per Diem	238 ✓	X		40	=	
						\$ 472,416.02

O.K. TO PAY

BE 6 \$411,975.10 \$428,926.45

RECEIVED	Date Entered in Log	10/19/05 14:57:31
	Date Entered in SAP	500498222 R.E
	ROC #	
	Approver Initials	
ACCOUNTS PAYABLE		Date Approved in SAP

Florida Power & Light Confidential

10/14/2005 10:54 AM

Line 080 paid

via ERS

Line 080 paid via ERS

① agrees w/ contract

③ 43-7

1

#115

mob 8/27

LS

1
2
3
4
5
6
7
8
9
10
11
12
13
14
15

Contractor Storm Crew Invoice						
Contractor Name:	C.W. Wright Construction Co., Inc.					
Street Address:	11500 Ironbridge Road					
City/State/Zip:	Chester, Va. 23831					
FPL Purchase Order Number:	4200000112					
Invoice Number:	27838					
Invoice Date:	6-Sep-05					
Storm Name:	Katrina					
Work Order Number:	8759-92-000000-880					
Hrs/Qty	x	Rate	Item #	=	Total	
Storm Manhr Rate - Reg (date)	X			=	\$ -	
Storm Manhr Rate - OT (date)	X			=	\$ -	
Mob/Demob Rate - Reg (date)	X			=	\$ -	
Mob/Demob Rate - OT (date)	1610 X		20	=		
	X			=	\$ -	
	X			=	\$ -	
	X			=	\$ -	
	X			=	\$ -	
	X			=	\$ -	
	X			=	\$ -	
	X			=	\$ -	
	X			=	\$ -	
	X			=	\$ -	
	X			=	\$ -	
	X			=	\$ -	
	X			=	\$ -	
	X			=	\$ -	
	X			=	\$ -	
	X			=	\$ -	
Per Diem	47 X		40	=		
Per Diem	X			=	\$ -	
Per Diem	48 X		50	=		
Per Diem	X			=	\$ -	
Total Invoice					\$ 211,344.50	
<div style="border: 1px solid black; padding: 5px; display: inline-block; margin: 5px;"> <p style="font-size: 24px; font-weight: bold; margin: 0;">15644435</p> </div>						
<div style="border: 2px solid black; padding: 5px; width: fit-content; margin: auto;"> <p style="margin: 0;">RECEIVED NOV 01 2005 ACCOUNTS PAYABLE</p> </div>						
B/c O.K. TO PAY						
Contract Administration Only						
Date Entered in Log						
Date Entered in SAP	10/27/05					
DOC #	S001502516 / 12.5					
SAP Approver Initials						
Date Approved in SAP						

16
17

(D) Agrees w/ contract } *Holmes do not agree w/ documents*
36 difference -
See Page 2 43-7
(5)

#116 **PRIORITY**

Contractor Storm Crew Invoice

D.D. Kilgore 8/25-08/28

Contractor Name:	Utilicon Services, Inc.
Street Address:	13275 Highway 231
City/State/Zip:	Davisboro, GA 31018

FPL Purchase Order Number:	4200000139 4600002590
Invoice Number:	1048L (Week Ending 8/28/05)
Invoice Date:	13-Sep
Storm Name:	Katrina
Work Order Number:	8759-92-000-000-882

	Hours/Quantity	X	Rate	Receipt \$ Amount	=	Total
Work Hours Regular	2107 208000	X			=	
Work Hours O.T.	2500.5	X		10	=	
Mobilize/Demobilize Regular Hours	430.5 1100	X			=	
Mobilize/Demobilize O.T. Hours	0	X			=	
Meals	0		Receipts Attached		=	
Housing	41		Receipts Attached		=	
Fuel			Receipts Attached		=	
Per Diem	40 hrs	X		20	=	
Total Invoices						\$ 210,369.00 207,710.84

RECEIVED
OCT 16 2005
ACCOUNTS PAYABLE

O.K. TO PAY

BIC TA

FPL Contract Administration Only

15639715

Date Entered in Log	
Entered in SAP	OCT 14 2005
ROC #	5001494452 <i>la</i>
Over Initials	
Moved in SAP	

Florida Power & Light Confidential

9/14/2005 9:33 AM

① Agrees w/ P.O.

②

43-7

126

Contractor Storm Crew Invoice

2
3
4

15643489	Customer Name:	MASTEC NORTH AMERICA, INC
	Address:	1737 AUGUSTA HWY
	City/State/Zip:	LEXINGTON, SC 29072

5
6
7
8
9

RECEIVED OCT 28 2005 ACCOUNTS PAYABLE	Order Number:	420220127
	Invoice Number:	LEX091405KAT
	Invoice Date:	9/14/2005
	Storm Name:	KATRINA
	Work Order Number:	8759-92882

10
11
12
13
14
15
16
17
18

	Hours/Quantity	X	Rate	Receipt \$ Amount	=	Total
Work Hours Regular	712	X		10	-	
Work Hours O.T.	1834	X		20	-	
Mobilize/Demobilize Regular Hours	136	X		30	-	
Mobilize/Demobilize O.T. Hours	289	X		90	-	
Break Meals	4			570	-	
Disposal	4			80	-	
Fuel					-	
Per Diem	38	X		40	-	
GRAND TOTAL						244,867.55

O.K. TO PAY *[Signature]* **246,867.55**

FPL Contract Administration Only	
mailed 10/26	Date Entered in Log
	Date Entered in SAP
	ROC #
	SAP Approver Initials
	Date Approved in SAP

Florida Power & Light Confidential 10/22/2005 12:41 PM

Summary does not agree w/ detail
(D) agrees w/ P.O. (11) $\frac{43-7}{1}$

162


J.R.

Contractor Storm Crew Invoice

2
3
4
5
6
7
8
9
10
11
12
13
14
15
16
17
18
19
1392 - TS

Contractor Name:	CITY LIGHTS ELECTRICAL CO., INC.
Street Address:	290 PINE STREET
City/State/Zip:	CANTON, MA 02021

FPL Purchase Order Number:	4200000115
Invoice Number:	10131-A
Invoice Date:	9/19/2005
Storm Name:	KATRINA
Work Order Number:	8759-92-000.000-880



	Hours/Quantity	X	Rate	Item#	=	Total
Work Hours Regular	464	X		10		
Work Hours O.T.	928	X		20		
Mobilize/Demobilize Regular Hours	0	X				\$
Mobilize/Demobilize O.T. Hours	0	X				\$
Meals	0		Receipts Attached			\$
Housing	0		Receipts Attached			\$
Fuel			Receipts Attached			\$
Per Diem	261	X		40		
Total Invoice						\$ 145,851.00

O.K. TO PAY **BK** \$136,735.00

FPL Contract Administration Only	
Date Entered in Log	10/14/05
Date Entered in SAP	
ROC #	5001494418 R.E
Operator Initials	
Date Approved in SAP	

15640342

14 43.7
1

#167

✓ls

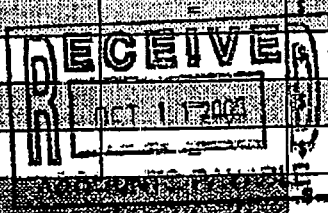
Contractor Storm Crew Invoice

2
3
4
5
6
7
8
9

15636966	Contractor Name:	SOUTH FLORIDA POLE WORKS
	Street Address:	18331 DURRANCE RD
	City/State/Zip:	N FT MYERS FL 33917
	FPL Purchase Order Number:	4600002688 4200000240
	Invoice Number:	FPL5 0901-1
	Invoice Date:	9/1/2005
	Storm Name:	KATRINA
	Work Order Number:	8759-92-000.000.727

10
11
12
13
14

	Hours/Quantity	X	Rate	Receipt \$ Amount	=	Total
Work Hours Regular	456	X		1	-	
Work Hours O.T.	1007 103	X		2	#-167	
Mobilize/Demobilize Regular Hours	0	X			-	
Mobilize/Demobilize O.T. Hours	76	X		8	-	
Maine	0		Receipts Attached			
Housing	0		Receipts Attached			
Fuel			Receipts Attached			
Per Diem	0	X				
						129,030.00



O.K. TO PAY

DK

129,030.00

FPL Contract Administration Only	
Date Entered in Log	
Date Entered in SAP	10/3/05 - 12. E OCT. 7 2005
ROC #	5001484431 5001488629
SAP Approver Initials	
Date Approved in SAP	

Florida Power & Light Confidential
Credit doc # 5001484206 WWS Conty (post 135)

9/6/2005 10:14 AM

(17) 43-7
1

#113

J.R.

Contractor Storm Crew Invoice

2
3
4


Contractor Name:	C and C Powerline, Inc.
Street Address:	P.O. Box 26100
City/State/Zip:	Jacksonville, FL 32226-6100

5
6
7
8
9
10

FPL Purchase Order Number:	4200000113 -4400001517
Invoice Number:	6115
Invoice Date:	9/4/2005
Storm Name:	Katrina
Work Order Number:	8759-92-731

11

	Hours/Quantity	X	Rate	Receipt \$ Amount	=	Total
Work Hours Regular	788 808	X		10	=	
Work Hours O.T.	788 778	X		20	=	
Mobilize/Demobilize Regular Hours	0	X			=	\$
Mobilize/Demobilize O.T. Hours	0	X			=	\$
Meals	228.12 0		Receipts Attached	\$ 228.12	=	\$ 228.12
Housing	55.22 0		Receipts Attached	\$ 55.22	=	\$ 55.22
Fuel			Receipts Attached	\$	=	\$
Per Diem	0	X			=	\$
Total Invoice						\$ 146,723.34



TS = 1586

O.K. TO PAY

BK

\$154,836.00

FPL Contract Administration Only

Date Entered in Log	
Entered in SAP	10/19/05
ROC #	5001498230 / 2.L
Approver Initials	
Approved in SAP	

15643314

Florida Power & Light Confidential

10/14/2005 1:00 PM

What is difference

✓ agrees w/ P.O.

19

43 = 7
1

#207

Contractor Storm Crew Invoice

Contractor Name:	Hi-Volt Electric, Inc.
Street Address:	2000 NW 33 Street
City/State/Zip:	Oakland Park, FL 33309

FPL Purchase Order Number:	4600002492 / 4200000121
Invoice Number:	256
Invoice Date:	9/12/2005
Storm Name:	Katrina
Work Order Number:	8759-92-875

	Hours/Quantity	X	Rate	Receipt \$ Amount	=	Total
Work Hours Regular	288	X			=	
Work Hours O.T.	406	X		4200	=	
Mobile/Demobile Regular Hours	0	X			=	\$.
Mobile/Demobile O.T. Hours	0	X			=	\$.
Meals	0			Receipts Attached	=	\$.
Housing	0			Receipts Attached	=	\$.
Fuel				Receipts Attached	=	\$.
Per Diem	0	X			=	\$.
Total Services						\$ 43,319.00

O.K. TO PAY

41,451.40

FPL Contract Administrator Only	
Date Entered in Log	15633252
Date Entered in SAP	
ROC #	
SAP Approver Initials	
Date Approved in SAP	

(21)



AT&T OneNetSM Service

AT&T
GLOBAL CUSTOMER CARE CENTER
100 SOUTH WALNUT STREET
KANSAS CITY, MO 64108

#120

MONTHLY INVOICE

ENTERED BY: SYLVIA GIMENEZ DATE: 9/16/05
PHONE: 305-442-5954 COMPANY CODE: 1001
AUTHORIZED BY: _____

REQUIRED IF UNDER \$250 *S.Medias*

SAP DOCUMENT #(S): #1000429440

ACCT NUMBER: See attached

*****AUTO**3-DIGIT 331
00004973 4 AT 0.956 04 DN
|-----|

ATTN: BENJAMIN THOMPSON
MIS SCS
4200 W FLAGLER ST
CORAL GABLES FL 33134-1606

Account Number: [REDACTED]
Invoice Number: 2034011229
Invoice Date: 09-01-05
For billing inquiries: 1-877-212-7900
To place an order: 1-877-212-7900
For repair service: 1-800-598-1234

New Charges

Usage Charges: [REDACTED]
Monthly Charges 09-01 through 09-30: [REDACTED]
One-Time and Prorated Charges/Credits: [REDACTED]
Total New Charges: [REDACTED]
Federal/State/Local Taxes: [REDACTED]
Other Taxes/Fees and Surcharges: [REDACTED]
Total Taxes/Fees and Surcharges on New Charges: [REDACTED]

Total New Charges, Taxes/Fees and Surcharges:

\$258,452.73

Balance as of Last Monthly Invoice:

\$113,823.18

Payments/Adjustments

Payment Applied: \$ 0.00
Net Adjustments: \$ 0.00


Total Payments/Adjustments:

\$ 0.00

Total Payable Upon Receipt:

\$173,075.91

15629761



To ensure proper credit, please detach this portion and return with remittance.

Remittance Document
OneNetSM Service

ATTN: BENJAMIN THOMPSON
MIS SCS
4200 W FLAGLER STREET
MIAMI FL 33134

Account Number: [REDACTED]
Invoice Number: 2034011229
Inquiry Center: USF00221
OneNet Inquiry: 1-877-212-7900
Payment Due Date: Due Upon Receipt

Address Correction:

Please remit payments to:

|-----|
AT&T
P.O. BOX 78214
PHOENIX, AZ 85062-8214

Invoice Date: 09-01-05

Amount Due:

\$173,075.91

Amount Enclosed:

00000000 10003247441 2034011229 050901 0037307591

43-8

P 3



TRUMP INTERNATIONAL
SONESTA BEACH RESORT
 18001 COLLINS AVENUE
 SUNNY ISLES BEACH, FLORIDA 33160

INVOICE / STATEMENT

Florida Power and Light
 * FPL, Mr.
 Florida Power and Light
 9250 West Flagler Street
 Miami, FL 33174

1072WD
09/06/05
2

AMOUNT
 ENCLOSED \$

PLEASE DETACH AND REMIT WITH CHECK MADE PAYABLE TO: TRUMP INTERNATIONAL SONESTA BEACH RESORT

A	B	C	D	E	F	G	H
DATE	TYPE	DESCRIPTION	CHARGES	PAYMENT			

09/02/05	GRMXFD	INH1072X6-Philson, Derri	LP				
09/02/05	GRMXFD	INH107225-Stanley, James	LP				
09/02/05	GRMXFD	INH1072X9-Weller, T.F	LP				
09/02/05	GRMXFD	INH1072X6-Philson, Derri	LP				
09/02/05	GRMXFD	INH1072XB-Bardin, Jan	LP				
09/03/05	GRMXFD	INH1072X4-Hunter, Jeffre	RA				
09/03/05	GRMXFD	INH1072WV-Nichols, Johnn	RA				
09/03/05	GRMXFD	INH1072WW-Rall, Michael	RA				
09/03/05	GRMXFD	INH1072X3-Maestras, Davi	RA				
09/03/05	GRMXFD	INH1072WY-Rockwell, Keit	RA				
09/03/05	GRMXFD	INH1072X1-McMillian, Ter	RA				
09/03/05	GRMXFD	INH1072WM-Baker, Herbert	RA				
09/03/05	GRMXFD	INH1072WX-Kelley, Gil	JB				
09/03/05	GRMXFD	INH1072XW-Deaney, Josh	RA				
09/03/05	GRMXFD	INH1072XB-Bardin, Jan	RA				
09/03/05	GRMXFD	INH1072X7-Cornelius, Cha	EM				
09/03/05	GRMXFD	INH1072X9-Weller, T.F	EM				
09/03/05	GRMXFD	INH1072XS-Benton, Sr., D	EM				
09/03/05	GRMXFD	INH1072XL-Benton, Walter	EM				
09/03/05	GRMXFD	INH1072X8-Thorton, Miles	MF				
09/03/05	GRMXFD	INH1072WZ-McDonnell, Leo	MF				
09/03/05	GRMXFD	INH1072X2-Frampton, Glen	MF				
09/03/05	GRMXFD	INH1072X0-Oliver, Wayne	EM				
09/03/05	GRMXFD	INH1072WL-Walters, EJ	JM				
09/03/05	GRMXFD	INH1072XC-Gaudrault, Dav	JM				
09/03/05	GRMXFD	INH1072WU-Martin, Tommy	JM				
09/05/05	GRMXFD	INH1073HN-Bowers, Tony	SO				
08/31/05	NS	No Show 8/30/05	LF				
08/31/05	TXRM	Room Tax	LF				

43-9
 T
 P (5)

Seelye 183



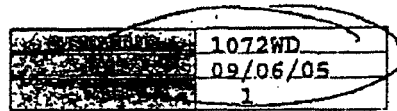
TRUMP INTERNATIONAL
SONESTA BEACH RESORT
18001 COLLINS AVENUE
SUNNY ISLES BEACH, FLORIDA 33160

INVOICE / STATEMENT

6

V

Florida Power and Light
• FPL, Mr.
Florida Power and Light
9250 West Flagler Street
Miami, FL 33174



AMOUNT
ENCLOSED \$

PLEASE DETACH AND REMIT WITH CHECK MADE PAYABLE TO: TRUMP INTERNATIONAL SONESTA BEACH RESORT

A	B	C	D	E	F	G	H
DATE	TYPE	DESCRIPTION	CHARGES	PAYMENT			
08/30/05	GRMKFD	INH1072WN-* FPL 3 (PR)		JM			
08/30/05	GRMKFD	INH1072WO-* FPL 4 (PR)		JM			
08/30/05	GRMKFD	INH1072XG-* FPL 32 (PR)		JM			
08/30/05	GRMKFD	INH1072WT-* FPL 9 (PR)		JM			
08/30/05	GRMKFD	INH1072XN-* FPL 39 (PR)		JM			
08/30/05	GRMKFD	INH1072XD-* FPL 29 (PR)		JM			
08/30/05	GRMKFD	INH1072WQ-* FPL 6 (PR)		JM			
08/30/05	GRMKFD	INH1072XR-* FPL 43 (PR)		JM			
08/30/05	GRMKFD	INH1072XQ-* FPL 42 (PR)		JM			
08/30/05	GRMKFD	INH1072XJ-* FPL 35 (PR)		JM			
08/30/05	GRMKFD	INH1072WP-* FPL 5 (PR)		JM			
08/30/05	GRMKFD	INH1072WR-* FPL 7 (PR)		JM			
08/30/05	GRMKFD	INH1072XO-* FPL 40 (PR)		JM			
08/30/05	GRMKFD	INH1072XT-* FPL 45 (PR)		JM			
08/30/05	GRMKFD	INH1072XP-* FPL 41 (PR)		JM			
08/30/05	GRMKFD	INH1072XE-* FPL 30 (PR)		JM			
08/30/05	GRMKFD	INH1072XI-* FPL 34 (PR)		JM			
08/30/05	GRMKFD	INH1072XH-* FPL 33 (PR)		JM			
08/30/05	GRMKFD	INH1072XK-* FPL 36 (PR)		JM			
08/30/05	GRMKFD	INH1072XM-* FPL 38 (PR)		JM			
08/30/05	GRMKFD	INH1072WS-* FPL 8 (PR)		JM			
08/30/05	GRMKFD	INH1072XY-* FPL 50 (PR)		JM			
08/30/05	GRMKFD	INH1072XU-* FPL 46 (PR)		JM			
08/30/05	GRMKFD	INH1072XF-* FPL 31 (PR)		JM			
08/30/05	GRMKFD	INH1072XX-* FPL 49 (PR)		JM			
08/30/05	GRMKFD	INH1072XV-* FPL 47 (PR)		JM			
09/02/05	GRMKFD	INH10737W-Steele, Robert		AM			
09/02/05	CLD	OUT10737W-Steele, Robert		AM			
09/02/05	GRMKFD	INH1072XA-Bowers, Tony		AM			
09/02/05	GRMKFD	INH1072X5-Balis, Alicia		LP			

43-9

T

P (6)

Savage 183



TRUMP INTERNATIONAL
SONESTA BEACH RESORT
18001 COLLINS AVENUE
SUNNY ISLES BEACH, FLORIDA 33160

INVOICE / STATEMENT

Florida Power and Light
• FPL, Mr.
Florida Power and Light
9250 West Flagler Street
Miami, FL 33174

Customer No.	1072WD
Invoice Date	09/06/05
Page	3

AMOUNT
ENCLOSED \$ _____

PLEASE DETACH AND REMIT WITH CHECK MADE PAYABLE TO: TRUMP INTERNATIONAL SONESTA BEACH RESORT

A	B	C	D	E	F	G
DATE	TYPE	DESCRIPTION			CHARGES	PAYMENT
09/06/05	NS	No Show 08/31/05		LC		
09/06/05	TXRM	Room Tax		LC		
09/06/05	NS	No Show 09/01/05		LC		
09/06/05	TXRM	Room Tax		LC		
09/06/05	NS	No Show 09/02/05		LC		
09/06/05	TXRM	Room Tax		LC		

Subtotals \$ _____ 0.00
 BALANCE DUE \$ _____

61,744.34
no show

43-9

P 7

Curr: 80076.71 30:0.00 60:0.00 90:0.00 120:0.00

For questions regarding this invoice, please contact our Accounts Receivable Department at telephone # (305) 692-5637, fax # (305) 692-5644 or e-mail ar@trumpsonesta.com

Sample 183



New Contract

Room Increase

Room Extension

Hotel Name: Trump Somesta Resort
 Address: 18001 Collins Ave
 City, State, Zip: Miami Lakes, FL
 Hotel Contact: Tracy
 Booking Agent: Barry Street
 Agent's Fax Number: 561-881-1020

Today's Date: 9/2/05
 Hotel Phone: 305-692-5600
 Hotel Fax: 305-692-5611
 Cell Phone: _____
 Agent's Phone: 561-881-1052

FROM: FPL'S STORM LODGING ACQUISITION TEAM - LETTER OF AGREEMENT

Dear Hotel Manager,

Please accept this letter as confirmation and authorization to direct bill Florida Power & Light Company (FPL) for room and tax expenses only incurred by FPL restoration personnel under the FPL-reserved room block. Local/long distance telephone charges and laundry charges are not allowed, and hotel is responsible for securing a credit card to cover all charges not paid by FPL. Hotel is not to release any reservations or rooms from the FPL block without written notification from this office. Hotel is authorized to bill FPL a one-night's cancellation charge for each room that is terminated prior to the terms of this agreement.

Singles (# of beds)	_____	at nightly rate of \$_____	Check in _____	Check out _____
Doubles (# of beds)	1	at nightly rate of \$_____	Check in _____	Check out <u>9/4/05</u> (1)
Triples (# of beds)	_____	at nightly rate of \$_____	Check in _____	Check out _____
Quads (# of beds)	_____	at nightly rate of \$_____	Check in _____	Check out _____
Suites (# of beds)	_____	at nightly rate of \$_____	Check in _____	Check out _____ (1)

Please sign and return this letter, along with the completed W9 and vendor information form via fax (561-881-1020) as soon as possible. It is imperative we receive these completed forms and enter your information into our payment database in order to process your invoices.

Room reservations from this block are to be assigned by the hotel only upon receipt of FPL's Hotel Voucher Form(s). An FPL lodging representative will contact hotel to discuss the hotel voucher procedure. Hotel is not to assign any rooms from this block to anyone that does not come to the hotel with a Hotel Voucher Form or a Voucher Number that corresponds to a Hotel Voucher Form that has been faxed to the hotel by the FPL lodging representative.

Hotel's invoices must be accompanied by the following: 1) individual room folios; 2) the Hotel Voucher Form(s) turned in by the FPL restoration personnel at check-in (or fixed in by the FPL lodging representative); and 3) the completed Invoice Summary Sheet attached. Hotel will be mailed a check 45 days from the date of invoice, contingent upon receipt of all of the above documents and FPL's audit for accuracy.

Florida Power & Light Company
 Attention: Lourdes Jordan, Corporate Travel Department
 925 West Flagler Street, Miami, FL 33174

Hotel Manager's Name: Lourdes Jordan Date: 9-2-05
 Hotel Manager's Signature: Lourdes Jordan Hotel's Tax ID #: 04-2505740

43-9
 T P (P)

1
2
3
4
5
6
7
8
9
10
11
12
13
14
15
16
17
18
19
20
21
22
23
24

DRR # 6

CONFIDENTIAL

YN
12/13/05

PAYROLL
Sample Item # A B C D E F G H I J K L M N O P Q R
DATE GL ACCT LOCN SRC AMOUNT B-WO B+LOC EAC PR LOFF EMPL CLASS TO REG HF REG RA REG AMT HALF HRS HALF AMT TIME

Sample Item #	A	B	C	D	E	F	G	H	I	J	K	L	M	N	O	P	Q	R
257	200510	186.176	999	31000	\$5,405.98	8770	884	808	8840	22								
258	200510	186.176	999	36000	\$5,327.72	8770	884	806	8648	22								
259	200510	186.176	999	31000	\$5,080.87	8770	829	805	9104	22								
260	200510	186.176	999	31000	\$5,001.65	8770	884	808	8840	22								
261	200510	186.176	999	31000	\$4,925.89	8770	914	808	8147	22								
262	200510	186.176	999	31000	\$4,714.71	8770	929	808	9107	22								
263	200510	186.176	999	36000	\$4,658.00	8770	89	806	1220	22								
264	200510	186.176	999	31000	\$4,851.08	8770	914	808	9147	22								
265	200510	186.176	999	36000	\$4,823.35	8770	89	808	1220	22								
266	200510	186.176	999	31000	\$4,616.11	8770	929	808	9104	22								
267	200510	186.176	999	32000	\$4,572.40	8770	889	804	5941	22								

Total Sample \$53,577.76
Total Payroll \$14,501,743.35
Percentage 0.36946%

RITA

268	200509	186.177	999	32000	\$2,725.60	8761	889	801	7011	20								
269	200509	186.177	999	32000	\$2,379.24	8761	880	804	4811	20								
270	200510	186.177	999	38000	\$2,619.27	8761	914	806	9255	22								
271	200510	186.177	999	32000	\$2,520.32	8761	216	804	2161	20								
272	200510	186.177	999	31000	\$2,325.60	8761	914	808	9142	20								

Total Sample \$12,570.03
Total Payroll \$2,364,874.08
Percentage 0.53153%

CONFIDENTIAL

Title: Florida Power & Light
Storm Damage Cost Recovery
AUS #05-292-4-1 Dkt #041291-EI
TYE 12/31/2005
Payroll Sample

* this sample item is only for OT pay time + half.

regular hours

time + half

Selected a small sample of payroll because we wanted to test payroll by going to job tickets & verifying that jobs were related to Wilma. For jobs not - test payroll to see if misc classified. However, Co did not have job tickets during the storm. Later found out they did and did alternative test

Index

* Traced to OCAP Rep. and DVR, Acc't Dist Report

4601

12/13/05

	DATE	GL ACCT	LOCN	SRC	AMOUNT	B-WO	B-LOC	EAC	PR	LOPP	EMPL	CLASS	TO REG	HF REG	RA REG	AMT	TIME HALF	TIME HALF	DOUBLE	
	DENNIS																			
2																				
3																				
4	273	200510	186.178	999	39000	\$187,864.00	8807	805	0	92	161									
5	274	200510	186.178	999	39000	\$171,022.00	8807	804	0	92	161									
6	275	200510	186.178	999	39000	\$168,868.00	8807	804	0	92	161									
7	276	200510	186.178	999	39000	\$165,547.00	8807	804	0	92	161									
8	277	200510	186.178	999	39000	\$137,414.00	8807	804	0	92	161									
9	278	200510	186.178	999	39000	\$130,742.00	8807	901	0	92	161									
10	279	200510	186.178	999	39000	\$127,178.00	8807	804	0	92	161									
11	280	200510	186.178	999	39000	\$126,635.00	8807	804	0	92	161									
12	281	200510	186.178	999	39000	\$114,677.00	8807	804	0	92	161									
13	282	200510	186.178	999	39000	\$89,190.00	8807	804	0	92	161									
14	283	200510	186.178	999	39000	\$77,890.00	8807	804	0	92	161									
15	284	200510	186.178	999	39000	\$72,117.00	8807	804	0	92	161									
16	285	200510	186.178	999	39000	\$70,195.00	8807	804	0	92	161									
17	286	200510	186.178	999	39000	\$69,316.00	8807	806	0	92	161									
18	287	200510	186.178	999	39000	\$67,807.00	8807	804	0	92	161									
19	288	200510	186.178	999	39000	\$66,607.00	8807	805	0	92	161									
20	289	200510	186.178	999	39000	\$66,302.00	8807	805	0	92	161									
21	290	200510	186.178	999	39000	\$65,969.00	8807	804	0	92	161									
22	291	200510	186.178	999	39000	\$63,123.00	8807	804	0	92	161									
23	292	200510	186.178	999	39000	\$62,035.00	8807	804	0	92	161									
24	293	200510	186.178	999	39000	\$61,872.00	8807	804	0	92	161									
25	294	200510	186.178	999	39000	\$61,383.00	8807	804	0	92	161									
26		200510	186.178	999	39000	\$50,963.00	8807	804	0	92	161									
27						\$2,274,716.00														
28						\$4,442,379.83														
29						\$1.20%														

	KATRINA																			
30																				
31	295	200509	186.179	999	30000	\$34,057.50	8759	0					92	####	0	0	0		0	
32	296	200509	186.179	999	32000	\$9,570.48	8759	18					0	0	224	####	0		224	
33	297	200509	186.179	999	31000	\$9,299.48	8759	18					0	0	51	####	117		168	
						\$52,927.46														
						\$18,917,266.44														
						0.2788%														
						\$2,393,791.25														
						\$40,226,483.71														
						5.9506%														

251

9,570.48

2291.18

46-2

HP
P2

1
2
3
4
5

HL
2/10/06

Title: Payroll Sample

(PBC)

Confidential

6
7
8
9
10

11
12
13

Q. The hourly rate per the time sheet data entry does not tie the employee's pay scale for employees [redacted]

14
15
16
17
18

Employee	Pay scale MW	Max	Difference	Sample
[redacted] time sheet data entry)	(46-1)	[redacted]	(46-1)	(46-1P)
[redacted] time sheet data entry)	(46-1)	[redacted]	(46-1)	(46-1P)

19
20
21

A. Both employees receive a PTN Site Differential* which is added to their regular hourly rate. The following detail is provided:

22
23
24
25
26
27

[redacted]

* PTN Site Differential refers to the following provision of the collective bargaining agreement under the nuclear section: "Operators who hold an active NRC license for the Turkey Point Nuclear Power plant will be paid an additional Area premium for each hour worked. This Area premium will start at fifty cents (\$.50) per hour, upon ratification of the contract and will increase by fifty cents (\$.50) per hour every six months up to a maximum of two dollars and fifty cents (\$2.50). Per the Memorandum of Understanding "PTN Licensed Operator Agreement" the current Area Premium of up to \$2.50 per hour will be eliminated, and fully qualified employees will receive an hourly Licensed Operator Retention Premium equal to 10% of the employee's base hourly rate of pay for each hour paid. This agreement will remain in effect through October 31, 2008, at which time the PTN Licensed Operator Retention Premium will revert back to \$2.50 an hour".

01/05/2006 17:15 5816944151

DIRECTOR TSO

Page 05 of 05

Jan-05-2006 05:06am From:FPL

9416802715

T-329 P 002/003 P-275

6F22-202-102905 ---- DCAP DAILY VARIABLE TIME VERIFICATION REPORT ---- PAGE 1

PR LOCN: 5941 CREW: 201 DATE: 10/25/05 COPY: 01 ACTION: 09:01:10

***** ACCOUNT DISTRIBUTION *****

LN CLK TIME RT# LOCATION/ADDRESS JB REF WO #-ER-ACCOUNT-LOC V CD

01 - ** WORK HEADQUARTERS***** 11

02 0400-2400 STORM RESTORATION - WILMA 8770 92 000.000 889 32

07 - STILL WORKING AT MIDNIGHT

** WORK HEADQUARTERS***** 11

** CREW HOURS WRKD ** TOTL **** REG **** 1.2 **** D.OT **** OT **

Date
12/28.12/4
15
129.9/6
17
128.1/8

***** EMPLOYEE TIME *****

SS # EMPLOYEE NAME LV CLS REG 1.2 D.OT PY REG 1.2 D.OT TOTL OT

6480 8.0 8.0 4.0 20.0

6480 8.0 8.0 4.0 20.0

6477 8.0 8.0 4.0 20.0

6480 8.0 8.0 4.0 20.0

6480 8.0 8.0 4.0 20.0

TOTL EMP HRS *****

***** VEHICLES *****

VEH VEH LN HRS PG LN HRS PG LN HRS PG LN HRS PG

***** TEMP RELIEVING / SHIFT DIFF *****

SS # EMPLOYEE NAME RELV DESC REG 1.2 D.OT SD REG 1.2 D.OT

REMARKS:

SIGNED: _____
APPROVED _____
SUPERVISOR

COPY: 01 ACTION: PAGE 1

PR LOCN: 5941 CREW: 201 DATE: 10/25/05

64 hrs * 1.5 = 96 hrs.
OT

CONFIDENTIAL

Σ(A) ON P2+P3 = 64 hrs.

46-6 P2

3 6F22-202-102905 --- DCAP DAILY VARIABLE TIME VERIFICATION REPORT --- PAGE 2

4 FR LOCN: 5941 CREW: 201 DATE: 10/25/05 COPY: 01 ACTION: 09:01:10

5 ***** ACCOUNT DISTRIBUTION *****
6 LN CLK TIME RT# LOCATION/ADDRESS JOB RE WC #--ER--ACCOUNT--LOC V CD
7 01 --- ** WORK HEADQUARTERS***** 11

Table with multiple columns for time verification data, mostly blank with some header information.

8 ***** WORK HEADQUARTERS***** 11
9 ** CREW HOURS WRKED ** TOTL 20.0 REG 8.0 1.2 8.0 D.OT 4.0 OT 7.0

10 ***** EMPLOYEE TIME *****
11 SS # EMPLOYEE NAME LV CLS REG 1.2 D.OT PY REG 1.2 D.OT TOTL OT

Table with columns for employee time: SS #, EMPLOYEE NAME, LV CLS, REG, 1.2, D.OT, PY, REG, 1.2, D.OT, TOTL OT. Includes rows for employees 6480 and 6477.

TOTL EMP HRS ***** 64.0 64.0 32.0: 160.0

***** VEHICLES *****
VEH VEH LN HRS PG LN HRS PG LN HRS PG LN HRS PG

Table with columns for vehicle information: VEH, VEH, LN, HRS, PG, LN, HRS, PG, LN, HRS, PG, LN, HRS, PG.

***** TEMP BELIEVING / SHIFT DIFF *****
SS # EMPLOYEE NAME RELV DESC REG 1.2 D.OT SD REG 1.2 D.OT

REMARKS:

* SIGNED: _____ PR CLERK
* APPROVED _____ SUPERVISOR

COPY: 01 ACTION: PAGE 2

PR LOCN: 5941 CREW: 201 DATE: 10/25/05

CONFIDENTIAL

1

46-6 P4

CONFIDENTIAL

WK ACCT DIST BIRTHDAN UNTL REPORT FOR: 10/26/2005

EMPLOYEE DETAILS - CALCULATIONS - DATA DISTRIBUTION

INCLUDES: (ACCOUNT CODE TRAVEL TIME HEADQUARTER TRAVEL & HEADQUARTER TIME)

OTHER TOTAL OF RATED

ACT HOURS TOTL RATED

PRO. RATED SITE DIS1

DIS1 SITE DIS1

ACT HOURS TOTL RATED

PRO. RATED SITE DIS1

DIS1 SITE DIS1

ACT HOURS TOTL RATED

PRO. RATED SITE DIS1

DIS1 SITE DIS1

ACT HOURS TOTL RATED

PRO. RATED SITE DIS1

DIS1 SITE DIS1

ACT HOURS TOTL RATED

PRO. RATED SITE DIS1

DIS1 SITE DIS1

ACT HOURS TOTL RATED

PRO. RATED SITE DIS1

DIS1 SITE DIS1

ACT HOURS TOTL RATED

PRO. RATED SITE DIS1

DIS1 SITE DIS1

ACT HOURS TOTL RATED

PRO. RATED SITE DIS1

DIS1 SITE DIS1

ACT HOURS TOTL RATED

PRO. RATED SITE DIS1

DIS1 SITE DIS1

ACT HOURS TOTL RATED

PRO. RATED SITE DIS1

DIS1 SITE DIS1

ACT HOURS TOTL RATED

PRO. RATED SITE DIS1

DIS1 SITE DIS1

ACT HOURS TOTL RATED

PRO. RATED SITE DIS1

DIS1 SITE DIS1

ACT HOURS TOTL RATED

PRO. RATED SITE DIS1

DIS1 SITE DIS1

ACT HOURS TOTL RATED

PRO. RATED SITE DIS1

DIS1 SITE DIS1

ACT HOURS TOTL RATED

PRO. RATED SITE DIS1

DIS1 SITE DIS1

ACT HOURS TOTL RATED

PRO. RATED SITE DIS1

DIS1 SITE DIS1

ACT HOURS TOTL RATED

PRO. RATED SITE DIS1

DIS1 SITE DIS1

98
4-94

DATE: 02/26/2005

EMPLOYEE DETAILS

INCLUDES: (ACCOUNT CODE TRAVEL TIME, HEADQUARTER TRAVEL, & HEADQUARTER TIME)

OTHER: TOTAL OR RATED

PRO- RATED

DIST DIST SITE PRO- SITE RATE

AVG CPM CREW BTH EMP SOCIAL ACCOUNT CODE/

EMT PRO- CODE PROD TO PRO SITE RATE

REM LCMN LCMN SECURITY DISTRIBUTION EMT HOURS RATE HOURS

HOURS HOURS HOURS HOURS HOURS HOURS HOURS HOURS HOURS HOURS

9 298 201 5941 769 5941 804

10 298 201 5941 769 5941 804

11 EMPLOYEE TOTAL-->

12 298 201 5941 769 5941 804

13 298 201 5941 769 5941 804

14 EMPLOYEE TOTAL-->

15 298 201 5941 769 5941 804

16 298 201 5941 769 5941 804

17 EMPLOYEE TOTAL-->

18 298 201 5941 769 5941 804

19 298 201 5941 769 5941 804

20 EMPLOYEE TOTAL-->

21 298 201 5941 769 5941 804

22 298 201 5941 769 5941 804

23 CREW TOTAL-->

24 298 201 5941 769 5941 804

25 298 201 5941 769 5941 804

26 EMPLOYEE TOTAL-->

27 298 201 5941 769 5941 804

28 298 201 5941 769 5941 804

29 CREW REC'DP

30 298 201 5941 769 5941 804

31 CREW TOTAL-->

32 298 201 5941 769 5941 804

33 298 201 5941 769 5941 804

34 EMPLOYEE TOTAL-->

35 298 201 5941 769 5941 804

36 298 201 5941 769 5941 804

37 EMPLOYEE TOTAL-->

38 298 201 5941 769 5941 804

39 298 201 5941 769 5941 804

40 VEHICLE TOTAL-->

41 298 201 5941 769 5941 804

42 298 201 5941 769 5941 804

43 EMPLOYEE TOTAL-->

44 298 201 5941 769 5941 804

45 298 201 5941 769 5941 804

46 CREW TOTAL-->

47 298 201 5941 769 5941 804

48 298 201 5941 769 5941 804

49 EMPLOYEE TOTAL-->

50 298 201 5941 769 5941 804

51 298 201 5941 769 5941 804

52 EMPLOYEE TOTAL-->

53 298 201 5941 769 5941 804

54 298 201 5941 769 5941 804

55 EMPLOYEE TOTAL-->

56 298 201 5941 769 5941 804

57 298 201 5941 769 5941 804

58 EMPLOYEE TOTAL-->

59 298 201 5941 769 5941 804

60 298 201 5941 769 5941 804

61 EMPLOYEE TOTAL-->

62 298 201 5941 769 5941 804

63 298 201 5941 769 5941 804

64 EMPLOYEE TOTAL-->

65 298 201 5941 769 5941 804

66 298 201 5941 769 5941 804

67 EMPLOYEE TOTAL-->

68 298 201 5941 769 5941 804

69 298 201 5941 769 5941 804

70 EMPLOYEE TOTAL-->

71 298 201 5941 769 5941 804

72 298 201 5941 769 5941 804

73 EMPLOYEE TOTAL-->

74 298 201 5941 769 5941 804

75 298 201 5941 769 5941 804

76 EMPLOYEE TOTAL-->

77 298 201 5941 769 5941 804

78 298 201 5941 769 5941 804

79 EMPLOYEE TOTAL-->

80 298 201 5941 769 5941 804

81 298 201 5941 769 5941 804

82 EMPLOYEE TOTAL-->

83 298 201 5941 769 5941 804

84 298 201 5941 769 5941 804

85 EMPLOYEE TOTAL-->

86 298 201 5941 769 5941 804

1

* Traced to OCAP
Traced to OCAP
Variable time verification

* Traced to W3 46-482
Traced to OCAP
Traced to OCAP

EMPLOYEE DETAIL REPORT FOR 10/26/2005

EMP SSN	EAC	EMP RATE	REGULAR	PRC TRVL	TIME & HALF	DOUBLE TIME	JUL DY/CREW	NON LOC	DAY/EMP	IOC
			HRS/AMTS	HRS/AMTS	HRS/AMTS	HRS/AMTS				
5	██████	801 28 120	8.00	00	00	00	298	201	5311 764	5311
6	██████	000	224 96	00	00	00	877092000000536			
7	██████	804 28 120	9.50	00	8.00	1.50	298	201	5311 764	5311
8	██████	000	267 14	00	112 48	42 18	877092000000536			
9	EMP SSN TOTALS:		17.50	00	8.00	1.50				
10	██████		492.10	00	112.48	42.18				
11	██████	801 29.550	8.00	00	00	00	298	201	5311 764	5311
12	██████	000	236 40	00	00	00	877092000000536			
13	██████	804 29 550	9.50	00	8.00	1.50	298	201	5311 764	5311
14	██████	000	280 73	00	118 19	44 33	877092000000536			
15	EMP SSN TOTALS:		17.50	00	8.00	1.50				
16	██████		517.13	00	118.19	44.33				
17 *	██████	801 28 120	8.00	00	00	00	298	201	5941 769	5941
18	██████	000	224.96	00	00	00	877092000000889			
19	██████	804 28 120	12.00	00	8.00	4.00	298	201	5941 769	5941
20	██████	000	337.44	00	112.48	112.48	877092000000889			
21	EMP SSN TOTALS:		20.00	00	8.00	4.00				
22	██████		562.40	00	112.48	112.48				
23	██████	801 28 120	8.00	00	00	00	298	201	5941 769	5941
24	██████	000	224.96	00	00	00	877092000000889			
25 *	██████	804 28 120	12.00	00	8.00	4.00	298	201	5941 769	5941
26	██████	000	337.44	00	112.48	112.48	877092000000889			
27	EMP SSN TOTALS:		20.00	00	8.00	4.00				
28	██████		562.40	00	112.48	112.48				
29 *	██████	801 29.950	8.00	00	00	00	298	201	5941 769	5941

(A) 357-44
 (B) 112-48
 (C) 112-48
 (D) 337-44
 (E) 112-48
 (F) 112-48
 (G) 357-44
 (H) 112-48
 (I) 112-48
 (J) 337-44
 (K) 112-48
 (L) 112-48
 (M) 357-44
 (N) 112-48
 (O) 112-48
 (P) 357-44
 (Q) 112-48
 (R) 112-48
 (S) 357-44
 (T) 112-48
 (U) 112-48
 (V) 357-44
 (W) 112-48
 (X) 112-48
 (Y) 357-44
 (Z) 112-48
 (AA) 112-48
 (AB) 357-44
 (AC) 112-48
 (AD) 112-48
 (AE) 357-44
 (AF) 112-48
 (AG) 112-48
 (AH) 357-44
 (AI) 112-48
 (AJ) 112-48
 (AK) 357-44
 (AL) 112-48
 (AM) 112-48
 (AN) 357-44
 (AO) 112-48
 (AP) 112-48
 (AQ) 357-44
 (AR) 112-48
 (AS) 112-48
 (AT) 357-44
 (AU) 112-48
 (AV) 112-48
 (AW) 357-44
 (AX) 112-48
 (AY) 112-48
 (AZ) 357-44

#

46-6
 R

Index.
 Security
 * traced to cop 46-6pc
 (R) recalculated by staff

(1)

EMPLOYEE-DEPT-REPORT FOR 10/15/2005

EMP SSN EAC EMP RATE REGULAR HRS/AMIS HRS/AMIS HRS/AMIS DISTRI-BUTION

REGULAR HRS/AMIS

TIME HALF DOUBLE TIME JVA DV/CREX NUM:CC/BAI/EMP LOC

DISTRIBITION

EMP SSN	EAC	EMP RATE	REGULAR	HRS/AMIS	HRS/AMIS	HRS/AMIS	HRS/AMIS	DISTRIBUTION
804	29.950	.000	239.60	00	51	60	877092000000889	5941
			12.00	00	2.00	4.00	298 201 5941 769	5941
			359.40	00	1119.80	1119.80	877092000000889	
EMP SSN TOTALS:			20.00	00	2.00	4.00		
801	28.120	.000	599.00	00	119.80	119.80		5941
			8.00	00	00	00	298 201 5941 769	5941
			224.96	00	00	00	877092000000889	
804	28.120	.000	12.00	00	8.00	4.00	298 201 5941 769	5941
			337.44	00	112.48	112.48	877092000000889	
EMP SSN TOTALS:			20.00	00	8.00	4.00		
801	28.120	.000	562.40	00	112.48	112.48		5941
			8.00	00	00	00	298 201 5941 769	5941
			224.96	00	00	00	877092000000889	
804	28.120	.000	12.00	00	8.00	4.00	298 201 5941 769	5941
			337.44	00	112.48	112.48	877092000000889	
EMP SSN TOTALS:			20.00	00	8.00	4.00		
801	28.120	.000	562.40	00	112.48	112.48		5941
			8.00	00	00	00	298 201 5941 769	5941
			224.96	00	00	00	877092000000889	
804	28.120	.000	12.00	00	8.00	4.00	298 201 5941 769	5941
			337.44	00	112.48	112.48	877092000000889	
EMP SSN TOTALS:			20.00	00	8.00	4.00		
801	28.120	.000	562.40	00	112.48	112.48		5941
			8.00	00	00	00	298 201 5941 769	5941
			224.96	00	00	00	877092000000889	
804	28.120	.000	12.00	00	8.00	4.00	298 201 5941 769	5941
			337.44	00	112.48	112.48	877092000000889	
EMP SSN TOTALS:			20.00	00	8.00	4.00		

1

46-48

CONFIDENTIAL

(1)

REPORT: ZMDD901-264-102605

FLORIDA POWER AND LIGHT CO

PAGE 601

DATA EMPLOYEE DETAIL REPORT FOR 10/25/2005

EMP SSN EMP RATE REGULAR PRO-TENT TIME & HALF DOUBLE TIME TUR BY/CHEN NUM/LOC/RAT/EMP LOC

HRS/AMTS HRS/AMTS HRS/AMTS HRS/AMTS HRS/AMTS DISTRIBUTION

EMP SSN	EMP RATE	REGULAR	PRO-TENT	TIME & HALF	DOUBLE TIME	TUR BY/CHEN	NUM/LOC/RAT/EMP LOC
804 28 120	8.00	8.00	00	00	00	298	202 4476 758 4476
801 28 120	8.00	8.00	00	00	00	298	202 4476 758 4476
804 29 550	8.00	8.00	00	00	00	298	202 4476 758 4476
801 29 550	8.00	8.00	00	00	00	298	202 4476 758 4476
801 20 750	8.00	8.00	00	00	00	298	202 1191 748 1191
804 20 750	8.00	8.00	00	00	00	298	202 1191 748 1191
804 29 950	8.00	8.00	00	00	00	298	201 5941 769 5941
801 29 950	8.00	8.00	00	00	00	298	201 5941 769 5941
804 28 120	8.00	8.00	00	00	00	298	201 5941 769 5941
801 28 120	8.00	8.00	00	00	00	298	201 5941 769 5941

29
 28
 27
 26
 25
 24
 23
 22
 21
 20
 19
 18
 17
 16
 15
 14
 13
 12
 11
 10
 9
 8
 7
 6
 5

EMP SSN TOTALS:

EMP SSN TOTALS:

EMP SSN TOTALS:

EMP SSN TOTALS:

Sample Item #296

(PBL)

SAT

3 6F22-201-070905 --- DCAP DAILY VARIABLE TIME REPORT --- PAGE 11:15:24

4 PR LOCN: 7011 CREW: 110 DATE: 8/27/05 COPY: 01

5 ***** ACCOUNT DISTRIBUTION *****

LN	CLK TIME	RT#	LOCATION/ADDRESS	JOB RT	WO #	ER-ACCOUNT	LOC C
7	01	-	** WORK HEADQUARTERS*****				
8	02	-	MM MEAL TIME				
9	03	0204	2305		8769	52	070 727
10	04	-	-		(46p2)		
11	16	-	** WORK HEADQUARTERS*****				

12 TOTAL CLK 16 - MM 14 CRW HRS WKD: TOTAL 14 REG 1.2 16 D.OT OT

13 ***** EMPLOYEE TIME *****

SS #	EMPLOYEE NAME	LV	CLS	EMPL HOURS REG 1.2 D.OT	OTHER HOURS RPTD REG 1.2 D.OT	*MEAL* P LN M CL
5) 29.95	[REDACTED]	-	6477	16	(46-2)	
6) 29.55	[REDACTED]	-	6984	16		
7) 29.95	[REDACTED]	-	6477	16		
8) 28.12	[REDACTED]	-	6480	16		
9) 28.12	[REDACTED]	-	6480	16		

TOTL EMP HRS *****

***** VEHICLE LOG *****

VEH	VEH	LN	HRS	PG	LN	HRS	PG	LN	HRS	PG	LN	HRS	PG
5304	4851	-	-	-	-	-	-	-	-	-	-	-	-
8189	8224	-	-	-	-	-	-	-	-	-	-	-	-
8840		-	-	-	-	-	-	-	-	-	-	-	-
2174		-	-	-	-	-	-	-	-	-	-	-	-

***** TEMP RELIEVING / SHIFTER DIES *****

SS #	EMPLOYEE NAME	RELV	DESC	REG 1.2 D.OT	SD	REG 1.2 D.OT

REMARKS: _____

***** CERTIFIED TO BE COMPLETE AND CORRECT *****

APPROVED: _____

AUTHORIZED: _____

SUPERVISOR

16 hrs * 14 employees = 224 total hrs

(46p2) (46-2 P1)

CONFIDENTIAL

46-2P1

Page 2

PR LOCN: 7011 CREW: 110 DATE: 8/27/05 COPY: 01 11:15:24

***** ACCOUNT DISTRIBUTION *****

LN	CLK TIME	RT#	LOCATION/ADDRESS	JOB RE	WO #	ER-ACCOUNT-LOC
01	-		** WORK HEADQUARTERS*****			1
02	-					
03	-					
04	-					
05	-					
06	-					
07	-					
08	-					
09	-					
10	-					
11	-					
12	-					
13	-					
14	-					
15	-					
16	-		** WORK HEADQUARTERS*****			11

7 TOTAL CLK --- MM --- CRW HRS WKD: TOTL --- REG --- 1.2 --- D.OT --- OT ---

only rate

SS #	EMPLOYEE NAME	LV	CLS	EMPL HOURS REG	1.2 D.OT	OTHER HOURS RPTD REG	1.2 D.OT	OT	*MEAL*	P	IN	M	CL
28.12	[REDACTED]		6480	16		46-21 P2							
28.12	[REDACTED]		6480	16		46-21 P2							
28.12	[REDACTED]		6480	16		46-21 P2							
28.12	[REDACTED]		6480	16									
28.12	[REDACTED]		6480	16									

TOTL EMP HRS *****

***** VEHICLES *****

VEH	VEH	LN	HRS	PG	LN	HRS	PG	LN	HRS	PG	LN	HRS	PG

***** TIME RELIEVING / SHIFT DIFF *****

SS #	EMPLOYEE NAME	RELV	DESC	REG	1.2	D.OT	SD	REG	1.2	D.OT

REMARKS: _____

***** CERTIFIED TO BE COMPLETE AND CORRECT *****

APPROVED: _____

AUTHORIZED: _____ SUPERVISOR

PR LOCN: 7011 CREW: 110 DATE: 07/09/05 COPY: 01 PAGE 2

6P22-201-070905 --- DCAP DAILY VARIABLE TIME REPORT --- PAGE 3

PR LOCN: 7011 CREW: 110 DATE: 07/09/05 COPY: 01 11:15:24

CONFIDENTIAL

46-21 P2

2 7011 Crew 110

Page 3

3
4
5

```

***** ACCOUNT DISTRIBUTION *****
LN  CLK TIME  RT#  LOCATION/ADDRESS  JOB RE  WO #  ER-ACCOUNT-LOC
01  - - - - - ** WORK HEADQUARTERS*****
02  - - - - -
03  - - - - -
04  - - - - -
05  - - - - -
06  - - - - -
07  - - - - -
08  - - - - -
09  - - - - -
10  - - - - -
11  - - - - -
12  - - - - -
13  - - - - -
14  - - - - -
15  - - - - -
16  - - - - - ** WORK HEADQUARTERS***** 11
TOTAL CLK  - MM  CRW HRS WKD:  TOTAL  REG  1.2  D.OT  OT

```

6
7
8
9
10
11
12
13

```

***** EMPLOYEE TIME *****
SS #  EMPLOYEE NAME  LV  CLS  REG  1.2  D.OT  PY  REG  1.2  D.OT  OT  P  LN  M  CI
[REDACTED] 6480  /  /
[REDACTED] 6480  /  /
[REDACTED] 6480  /  /
[REDACTED] 6480  /  /
TOTAL EMP HRS  ****

```

```

***** VEHICLES *****
VEH  VEH  LN  HRS  PG  LN  HRS  PG  LN  HRS  PG  LN  HRS  PG
- - - - -
- - - - -
- - - - -
***** TEMP RELIEVING / SHIFT DIFF *****
SS #  EMPLOYEE NAME  RELV  DESC  REG  1.2  D.OT  SD  REG  1.2  D.OT
- - - - -
- - - - -

```

REMARKS: _____

APPROVED: _____

AUTHORIZED: _____

RESPONSIBLE EMPLOYEE

SUPERVISOR

PR LOCM: 7011 CREW; 110 DATE: 07/09/05

COPY: 01

PAGE 3

CONFIDENTIAL

46-2P3

1
2
3
4
5
6
7
8

(239-101-5091) DVIR ACCOUNT DISTRIBUTION AUDIT TRAIL REPORT FOR: 08/30/2005

EMPLOYEE DETAILS

INCLUDES: (ACCOUNT CODE TRAVEL TIME, HEADQUARTER TRAVEL, & HEADQUARTER TIME)

										CALCULATIONS			DVIR DISTRIBUTION				
										TOTAL	OF	PRO-	RATED	SITE	DIST	DIST	
DAY	CRW	CREW	STR	EMP	SOCIAL	ACCOUNT	CODE/	SITE	HR. TO	ACCT	NON-	HOURS	TOTL	PRO-	SITE	DIST	DIST
NUM	LOCN	LOCN	LOCN	LOCN	SECURITY	DISTRIBUTION	EAC	HOURS	RATE	HOURS	PROD	TO PRO	SITE	RATED	PAVEL	HOURS	HOURS
9	239	101	5091	874	5091	[REDACTED]	875992000000889	804								1.00	1.00
10	EMPLOYEE TOTAL-->																
11	239	101	5091	874	5091	[REDACTED]	875992000000889	804								1.00	1.00
12	EMPLOYEE TOTAL-->																
13	239	101	5091	874	5091	[REDACTED]	875992000000889	804								1.00	1.00
14	EMPLOYEE TOTAL-->																
15	239	101	5091	874	5091	[REDACTED]	875992000000889	804								1.00	1.00
16	EMPLOYEE TOTAL-->																
17	CREW RECAP 875992000000889 804 7.00 7.00																
18	CREW TOTAL-->																
19	239	101	7011	879	7011	[REDACTED]	875992000000727	804								16.00	16.00
20	EMPLOYEE TOTAL-->																
21	239	101	7011	879	7011	[REDACTED]	875992000000727	804								15.00	16.00
22	EMPLOYEE TOTAL-->																
23	239	101	7011	879	7011	[REDACTED]	875992000000727	804								16.00	16.00
24	EMPLOYEE TOTAL-->																
25	239	101	7011	879	7011	[REDACTED]	875992000000727	804								16.00	16.00
26	EMPLOYEE TOTAL-->																
27	239	101	7011	879	7011	[REDACTED]	875992000000727	804								16.00	16.00
28	EMPLOYEE TOTAL-->																
29	239	101	7011	879	7011	[REDACTED]	875992000000727	804								16.00	16.00
30	EMPLOYEE TOTAL-->																
31	239	101	7011	879	7011	[REDACTED]	875992000000727	804								16.00	16.00
	EMPLOYEE TOTAL-->																

46-2 P₁

46-2 P₁

46-2 P₁

46-2 P₁

46-2 P₁

46-2 P₂

46-2 P₂

46-2
P₂

5

(239-101-7011) BYTR ACCOUNT DISTRIBUTION AUDIT RAIL REPORT FOR: 08/10/2005
 EMPLOYEE DETAILS ----- CALCULATIONS ----- BYTR DISTRIBUTION -----
 INCLUDES: (ACCOUNT CODE TRAVEL TIME HEADQUARTER TRAVEL, & HEADQUARTER TIME)

DAY	CRW	CRW	8TH	EMP	SOCIAL	ACCOUNT CODE/ DISTRIBUTION	SITE HR. TO TRVL PRO- MOURS RATE	ACCI CODE HOURS	NON- PROD HOURS	OTHER TO PRO -RATE	TOTAL OF SITE HRS	PRO- RATED HOURS	DIS1 SITE HOURS	DIS1 TOTL HOURS
8	239	101	7011	879	7011	87599200000727	804						16 00	16 00
						EMPLOYEE TOTAL -->							16 00	16 00
9	239	101	7011	879	7011	87599200000727	804						16 00	16 00
						EMPLOYEE TOTAL -->							16 00	16 00
10	239	101	7011	879	7011	87599200000727	804						16 00	16 00
						EMPLOYEE TOTAL -->							16 00	16 00
11	239	101	7011	879	7011	87599200000727	804						16 00	16 00
						EMPLOYEE TOTAL -->							16 00	16 00
12	239	101	7011	879	7011	87599200000727	804						16 00	16 00
						EMPLOYEE TOTAL -->							16 00	16 00
13	239	101	7011	879	7011	87599200000727	804						16 00	16 00
						EMPLOYEE TOTAL -->							16 00	16 00
14	239	101	7011	879	7011	87599200000727	804						16 00	16 00
						EMPLOYEE TOTAL -->							16 00	16 00
15	239	101	7011	879	7011	87599200000727	804						16 00	16 00
						EMPLOYEE TOTAL -->							16 00	16 00
16	239	101	7011	879	7011	87599200000727	804						16 00	16 00
						EMPLOYEE TOTAL -->							16 00	16 00
17	239	101	7011	879	7011	87599200000727	804						16 00	16 00
						EMPLOYEE TOTAL -->							16 00	16 00
18	239	101	7011	879	7011	87599200000727	804						16 00	16 00
						EMPLOYEE TOTAL -->							16 00	16 00
19	239	101	7011	879	7011	87599200000727	804						16 00	16 00
						EMPLOYEE TOTAL -->							16 00	16 00
20	239	101	7011	879	7011	87599200000727	804						16 00	16 00
						EMPLOYEE TOTAL -->							16 00	16 00
21						CREW RECAP	87599200000727	804					224 00	224 00
						CREW TOTAL -->							224 00	224 00
	239	101	7011	879	VEHICLE # 5304	87599200000727	645						16 00	16 00
						VEHICLE TOTAL -->							16 00	16 00
	239	101	7011	879	VEHICLE # 1189	87599200000727	645						16 00	16 00
						VEHICLE TOTAL -->							16 00	16 00
	239	101	7011	879	VEHICLE # 8840	87599200000727	645						16 00	16 00
						VEHICLE TOTAL -->							16 00	16 00
	239	101	7011	879	VEHICLE # 2174	87599200000727	645						16 00	16 00
						VEHICLE TOTAL -->							16 00	16 00

46-2 Pz
 46-2 Pz
 46-2 Pz

46-2
 1
 P3

5

DVTR EMPLOYEE DETAIL REPORT FOR: 08/30/2005

EMP SSN	EAC	EMP RATE	REGULAR	PRO-TEVI	TIME & HALF	DOUBLE TIME	JUL DY/CREW NUM	LOC/BAI/EXP	LOC	
HRS/AMTS	HRS/AMTS	HRS/AMTS	HRS/AMTS	HRS/AMTS	HRS/AMTS	HRS/AMTS	DISTRIBUTION			
EXP SSN TOTALS:			1.00	00	00	1.00				
804	28.120		28.12	00	00	28.12				
EXP SSN TOTALS:			1.00	00	00	1.00	239	101	5091 874 5091	
804	28.120	0.00	28.12	00	00	28.12	875992000000889			
EXP SSN TOTALS:			1.00	00	00	1.00				
804	28.120		28.12	00	00	28.12				
EXP SSN TOTALS:			1.00	00	00	1.00	239	101	5091 874 5091	
804	28.120	0.00	28.12	00	00	28.12	875992000000889			
EXP SSN TOTALS:			1.00	00	00	1.00				
804	28.120		28.12	00	00	28.12				
EXP SSN TOTALS:			1.00	00	00	1.00	239	101	5091 874 5091	
804	28.120	0.00	28.12	00	00	28.12	875992000000889			
EXP SSN TOTALS:			1.00	00	00	1.00				
804	28.120		28.12	00	00	28.12				
EXP SSN TOTALS:			1.00	00	00	1.00	239	101	7011 879 7011	
804	29.550		16.00	00	15.00	00	00	239	101	7011 879 7011
EXP SSN TOTALS:			479.20	00	239.60	00	875992000000727			
804	29.550	0.00	16.00	00	15.00	00				
EXP SSN TOTALS:			479.20	00	239.60	00				
804	29.550		16.00	00	15.00	00				
EXP SSN TOTALS:			472.80	00	236.40	00	875992000000727			
804	29.550	0.00	16.00	00	15.00	00				
EXP SSN TOTALS:			15.00	00	16.00	00				

EXP SSN TOTALS:

EXP SSN TOTALS:

EXP SSN TOTALS:

EXP SSN TOTALS:

EXP SSN TOTALS:

EXP SSN TOTALS:

EXP SSN TOTALS:

EXP SSN TOTALS:

EXP SSN TOTALS:

EXP SSN TOTALS:

46-2
-1
84

2 DVIR EMPLOYEE DETAIL REPORT FOR: 08/30/2005

3	EMP SSN	EAC	EMP RATE	REGULAR	PRO-IRVL	TIME & HALF	DOUBLE TIME	JUL DY/CREW NUM	LOC/BAT/EMP LOC
4				HRS/AMTS	HRS/AMTS	HRS/AMTS	HRS/AMTS	DISTRIBUTION	
5				472.80	00	236.40	00		
6	████████	804	29.950	16.00	00	16.00	00	239 101 7011 879	7011
7			000	479.20	00	239.60	00	875992000000727	
8	EMP SSN TOTALS:			16.00	00	16.00	00		
9				479.20	00	239.60	00		
10	████████	804	28.120	16.00	00	16.00	00	239 101 7011 879	7011
11			000	449.92	00	224.96	00	875992000000727	
12	EMP SSN TOTALS:			16.00	00	16.00	00		
13				449.92	00	224.96	00		
14	████████	804	28.120	16.00	00	16.00	00	239 101 7011 879	7011
15			000	449.92	00	224.96	00	875992000000727	
16	EMP SSN TOTALS:			16.00	00	16.00	00		
17				449.92	00	224.96	00		
18	████████	804	28.120	16.00	00	16.00	00	239 101 7011 879	7011
19			000	449.92	00	224.96	00	875992000000727	
20	EMP SSN TOTALS:			16.00	00	16.00	00		
21				449.92	00	224.96	00		
22	████████	804	28.120	16.00	00	16.00	00	239 101 7011 879	7011
23			000	449.92	00	224.96	00	875992000000727	
24	EMP SSN TOTALS:			16.00	00	16.00	00		
25				449.92	00	224.96	00		
26	████████	804	28.120	16.00	00	16.00	00	239 101 7011 879	7011
			000	449.92	00	224.96	00	875992000000727	
	EMP SSN TOTALS:			16.00	00	16.00	00		
				449.92	00	224.96	00		

46-2P1

46-2P1

46-2P1

46-2P2

46-2P2

46-2P1

46-2
1
OK

5

2 DTR EMPLOYEE DETAIL REPORT FOR: 08/30/2005

3	EMP SSN	EAC	EMP RATE	REGULAR	PRO-TRVL	TIME & HALF	DOUBLE TIME	JUL DY/CREW NUM	LOC/BAT/EMP LOC
4				HRS/AMTS	HRS/AMTS	HRS/AMTS	HRS/AMTS	DISIRIBUTION	
5	[REDACTED]	804	28.120	16.00	.00	16.00	.00	239 101 7011 879	7011
6			.000	449.92	.00	224.96	.00	875992000000727	
7	EMP SSN TOTALS:			16.00	.00	16.00	.00		
8				449.92	.00	224.96	.00		
9	[REDACTED]	804	28.120	16.00	.00	16.00	.00	239 101 7011 879	7011
10			.000	449.92	.00	224.96	.00	875992000000727	
11	EMP SSN TOTALS:			16.00	.00	16.00	.00		
12				449.92	.00	224.96	.00		
13	[REDACTED]	804	28.120	16.00	.00	16.00	.00	239 101 7011 879	7011
14			.000	449.92	.00	224.96	.00	875992000000727	
15	EMP SSN TOTALS:			16.00	.00	16.00	.00		
16				449.92	.00	224.96	.00		
17	[REDACTED]	804	28.120	16.00	.00	16.00	.00	239 101 7011 879	7011
18			.000	449.92	.00	224.96	.00	875992000000727	
19	EMP SSN TOTALS:			16.00	.00	16.00	.00		
20				449.92	.00	224.96	.00		
21	[REDACTED]	804	28.120	16.00	.00	16.00	.00	239 101 7011 879	7011
22			.000	449.92	.00	224.96	.00	875992000000727	
23	EMP SSN TOTALS:			16.00	.00	16.00	.00		
24				449.92	.00	224.96	.00		
25	[REDACTED]	804	28.120	16.00	.00	16.00	.00	239 101 7011 879	7011
26			.000	449.92	.00	224.96	.00	875992000000727	
27	EMP SSN TOTALS:			16.00	.00	16.00	.00		
28				449.92	.00	224.96	.00		
29	[REDACTED]	804	28.120	16.00	.00	16.00	.00	239 101 8891 896	8891

46-2Pz

46-2Pz

46-2
80

5

Tues

2

2 SF22-201-070905 --- DCAE DAILY VARIABLE TIME REPORT --- PAGE 1

3 PR LOCN: 7011 CREW: 110 DATE: 07/20/05 COPY: 01 11:15:24

4 ***** ACCOUNT DISTRIBUTION *****

5 LN CLK TIME RT# LOCATION/ADDRESS JB RE WO 4-SR-ACCOUNT-LOC CD

6 01 - - ** WORK HEADQUARTERS ***** 11

7 02 - - MM MEAL TIME

8 03 0600-1400 8761 92 813

9 04 1400-1800 8761 92 716

10 05 1800-2000 8761 92 813

11 06 2000-2200 8761 92 813

12 07 - -

13 08 - -

14 09 - -

15 10 - -

16 11 - -

17 12 - -

18 13 - -

19 14 - -

20 15 - -

21 16 - - ** WORK HEADQUARTERS ***** 11

22 13 TOTL CLK 16 - MM X CRW HRS WKD: TOTL 16 REG 8 1.2 8 D.OT OT

hourly rate 14/15

629.95

129.56

28.12

28.12

***** EMPLOYEE TIME *****

SS #	EMPLOYEE NAME	LV	CLS	REG	1.2	D.OT	OTHER HOURS	RPTD	MEAL	LN	M	CL
	6477			8	8	✓						1
	6984			8	8	✓						1
	6477			8	8	✓						1
	6480			8	8	✓						1
	6400			8	8	✓						1

TOTL EMP HRS *****

***** VEHICLES *****

LN	HRS	PG	LN	HRS	PG	LN	HRS	PG	LN	HRS	PG
5304											
5189											
6840											
2174	2717										

***** MEMO RELIEVING / SH. ST. DIFF *****

SS #	EMPLOYEE NAME	RELV	DESC	REG	1.2	D.OT	SD	REG	1.2	D.OT

REMARKS: _____

***** CERTIFIED TO BE COMPLETE AND CORRECT *****

APPROVED: *[Signature]* RESPONSIBLE EMPLOYEE

AUTHORIZED: *[Signature]* SUPERVISOR

ⓐ 96 hours regular hours

Page 2

2 PR LOCN: 7011 CREW: 110 DATE: 9/20/05 COPY: 01 11:15:24

3 ***** ACCOUNT DISTRIBUTION *****

4 LN CLK TIME RT# LOCATION/ADDRESS JB RE NO #-BR-ACCOUNT-LOC CI

5 01 - ** WORK HEADQUARTERS***** 1.

02 -

03 -

04 -

05 -

06 -

07 -

08 -

09 -

10 -

11 -

12 -

13 -

14 -

15 -

6 16 - ** WORK HEADQUARTERS***** 11

7 TOTL CLK - NM CRW HRS WKD: TOTL REG 1.2 D.OT OT

8
9
10
11
12
13
14

newly rate

\$28.12

\$28.12

\$28.12

\$28.12

***** EMPLOYEE TIME *****

SS #	EMPLOYEE NAME	LV	CLS	EMPL HOURS			OTHER HOURS RPTD			*MEAL*			
				REG	1.2	D.OT	BY	REG	1.2	D.OT	P	LN	M
			6480										
			6480	3	3								1
			6480	3	3								1
			6480	3	3								1
			6480	3	3								1
TOTL EMP HRS				*****									

***** VEHICLES *****

VEH	LN	HRS	PG	LN	HRS	PG	LN	HRS	PG	LN	HRS	PG

***** TEMP RELIEVING / SHIFT DIFF *****

SS #	EMPLOYEE NAME	RELV	DESC	REG	1.2	D.OT	SD	REG	1.2	D.OT

REMARKS

* CERTIFIED TO BE COMPLETE AND CORRECT *

* APPROVED: _____ RESPONSIBLE EMPLOYEE *

* AUTHORIZED: _____ SUPERVISOR *

467 B

2

7011 Crew 110

Page 3

***** ACCOUNT DISTRIBUTION *****

LN	CLK TIME	RT#	LOCATION/ADDRESS	JOB REF	NO	#-ER-ACCOUNT-LOC	C
01	-		** WORK HEADQUARTERS*****				1
02	-						
03	-						
04	-						
05	-						
06	-						
07	-						
08	-						
09	-						
10	-						
11	-						
12	-						
13	-						
14	-						
15	-						
16	-		** WORK HEADQUARTERS*****				11

TOTAL CLK - MM CRW HRS WKD: TOTAL REG: 1.2 D.OT OT

9 \$28.12
 10 \$28.12
 11 \$28.12
 12 \$28.12

***** EMPLOYEE TIME *****

SS #	EMPLOYEE NAME	LV	CLS	EMP HOURS			OTHER HOURS RPTD			*MEAL*						
				REG	1.2	D.OT	BY	REG	1.2	D.OT	P	LN	M	CL		
[REDACTED]	[REDACTED]			8	8	/										
[REDACTED]	[REDACTED]			8	8	/										
[REDACTED]	[REDACTED]			8	8	/										
[REDACTED]	[REDACTED]			8	8	/										

TOTAL EMP HRS *****

***** VEHICLE LOG *****

VEH	VEF	LN	HRS	PG	LN	HRS	PG	LN	HRS	PG	LN	HRS	PG

***** EMP RELIEVING / SHIFT DIFF *****

SS #	EMPLOYEE NAME	RELV	DESC	REG	1.2	D.OT	SD	REG	1.2	D.OT

REMARKS: _____

***** CERTIFIED TO BE COMPLETE AND CORRECT *****
 APPROVED: _____
 AUTHORIZED: _____
 SUPERVISOR

PR LOCN: 7011 CREW: 110 DATE: 07/09/05

COPY: 01 PAGE 3

46-7 R

5
7-97

2

EMPLOYEE DETAILS DATE: 09/22/2005

EMPLOYEE: (ACCOUNT CODE TRAVEL TIME HEADQUARTER TRAVEL & HEADQUARTER TIME)

OTHER TOTAL OF RATED * SITE DIST

ACCOUNT CODE/ SOCIAL SECURITY

DISTRIBUION FAC HOURS RATE TRVL PRO CODE PNOI IO PRO SITE RATED TRAVEL SITE TOTAL

VEHICLE TOTAL--> 1.21 65 25 65 1.00 65 1.86 9.09 11.75

87619200000889 801 8.00 16.00

87619200000716 804 4.00 8.00

87619200000727 804 2.00 4.00

87619200000875 804 2.00 4.00

EMPLOYEE TOTAL--> 16.00 16.00

87619200000889 801 8.00 16.00

87619200000716 804 4.00 8.00

87619200000727 804 2.00 4.00

87619200000875 804 2.00 4.00

EMPLOYEE TOTAL--> 16.00 16.00

87619200000889 801 8.00 16.00

87619200000716 804 4.00 8.00

87619200000727 804 2.00 4.00

87619200000875 804 2.00 4.00

EMPLOYEE TOTAL--> 16.00 16.00

87619200000889 801 8.00 16.00

87619200000716 804 4.00 8.00

87619200000727 804 2.00 4.00

87619200000875 804 2.00 4.00

EMPLOYEE TOTAL--> 16.00 16.00

87619200000889 801 8.00 16.00

87619200000716 804 4.00 8.00

87619200000727 804 2.00 4.00

87619200000875 804 2.00 4.00

EMPLOYEE TOTAL--> 16.00 16.00

2

3

4

10 11 12 13 14 15 16 17 18 19 20 21 22 23 24 25 26 27 28 29 30 31 32 33 34 35 36 37 38 39 40 41

263-110-7011; DVIR ACCOUNT DISTRIBUTION ADJUST TRAIL REPORT FOR: 09/22/2005

EMPLOYEE DETAILS CALCULATIONS DVIR DISTRIBUTION
INCLUDES: (ACCOUNT CODE TRAVEL TIME, HEADQUARTER TRAVEL & HEADQUARTER TIME)

DAY	CRN	CREW	BIN	EMP	SOCIAL	ACCOUNT CODE/	SITE	HR. TO	ACCT	OTHER	TOTAL	OF	PRO-	RATED	SITE	DIST	DIST		
NUM	LOCN	LOCN	SECURITY	DISTRIBUTION	HAC	HOURS	RATE	HOURS	HOURS	MON-	HOURS	TOTL	PRO-	SITE	RATED	TRAVEL	SITE	TOTL	
										PRO-	TO PRO	SITE	HRS	HOURS	HOURS	HOURS	HOURS	HOURS	
EMPLOYEE TOTAL-->																		16.00	16.00
263	110	7011	461	7011		187619200000889	801									8.00	8.00		
						187619200000716	804									4.00	4.00		
						187619200000727	804									2.00	2.00		
						187619200000875	804									2.00	2.00		
EMPLOYEE TOTAL-->																		16.00	16.00
263	110	7011	461	7011		187619200000889	801									8.00	8.00		
						187619200000716	804									4.00	4.00		
						187619200000727	804									2.00	2.00		
						187619200000875	804									2.00	2.00		
EMPLOYEE TOTAL-->																		16.00	16.00
263	110	7011	461	7011		187619200000889	801									8.00	8.00		
						187619200000716	804									4.00	4.00		
						187619200000727	804									2.00	2.00		
						187619200000875	804									2.00	2.00		
EMPLOYEE TOTAL-->																		16.00	16.00
263	110	7011	461	7011		187619200000889	801									8.00	8.00		
						187619200000716	804									4.00	4.00		
						187619200000727	804									2.00	2.00		
						187619200000875	804									2.00	2.00		
EMPLOYEE TOTAL-->																		16.00	16.00
CREW RECAP						187619200000889	801									96.00	96.00		
						187619200000716	804								48.00	48.00			
						187619200000727	804								24.00	24.00			
						187619200000875	804								24.00	24.00			
CREW TOTAL-->																192.00	192.00		
263	110	7011	461	7011	VEHICLE # 5309	187619200000889	645									8.00	8.00		
						187619200000716	645									4.00	4.00		
						187619200000727	645									2.00	2.00		
						187619200000875	645									2.00	2.00		

263-110-7011

9

10
11
12
13

14

15
16
17
18

19

20
21
22
23

24

25
26
27
28

29

30
31
32
33

34

35
36
37
38

39

40
41
42
43

P5

P4

P4

P4

46-7
P6

2

OVER EMPLOYER DETAIL REPORT FOR 05/22/2005

EMP SEN	REGULAR	PRO-TRVL	TIME & HALF	DOUBLE TIME	JUL. DY/CREW NUM	LOC	AMT	EMP	LOC
HRS/AMTS	HRS/AMTS	HRS/AMTS	HRS/AMTS	HRS/AMTS	DISTRIBUTION				
801	28.120	32	9.00		50				
	454.98	9.00	112.48	14.06					
801	28.120	00	00	00	263	110	4561	444	4561
801	28.120	00	00	00	000000232220089				
801	28.120	43	35	00	00	263	110	4561	444
801	28.120	12.09	9.84	00	00	104930000000454			
801	28.120	3.38	085	00	00	263	110	4561	444
801	28.120	95.05	24.18	00	00	104430000000354			
801	28.120	50	06	00	00	263	110	4561	444
801	28.120	14.06	1.69	00	00	104430000000454			
801	28.120	1.58	59	00	00	263	110	4561	444
801	28.120	44.43	16.59	00	00	104930000000454			
804	28.120	4.00	00	00	00	263	110	4561	444
801	28.120	112.48	56.24	00	00	876192000000454			
801	28.120	10.14	4.00	00	00				
801	28.120	285.14	56.24	00	00				
801	29.950	8.00	00	00	00	263	110	7011	461
804	29.950	239.60	00	00	00	876192000000889			
804	29.950	4.00	00	00	00	263	110	7011	461
804	29.950	119.80	59.90	00	00	876192000000716			
804	29.950	2.00	2.00	00	00	263	110	7011	461
804	29.950	59.90	29.95	00	00	876192000000727			
804	29.950	2.00	2.00	00	00	263	110	7011	461
804	29.950	59.90	29.95	00	00	876192000000875			
EMP SEN TOTALS:	16.18	32	9.00		50				
	454.98	9.00	112.48	14.06					
EMP SEN TOTALS:	10.14	1.86	4.00	00	00				
	285.14	52.30	56.24	00	00				
EMP SEN TOTALS:	8.00	00	00	00	00	263	110	7011	461
	239.60	00	00	00	00	876192000000889			
EMP SEN TOTALS:	4.00	00	4.00	00	00	263	110	7011	461
	119.80	00	59.90	00	00	876192000000716			
EMP SEN TOTALS:	2.00	00	2.00	00	00	263	110	7011	461
	59.90	00	29.95	00	00	876192000000727			
EMP SEN TOTALS:	2.00	00	2.00	00	00	263	110	7011	461
	59.90	00	29.95	00	00	876192000000875			
EMP SEN TOTALS:	16.00	00	8.00	00	00				

1 2 3 4 5 6 7 8 9 10 11 12
 223 226 227 228 229 230 231 232 233 234 235 236
 P8 1

(P1) T

Index
 # Recalculated by staff
 T footed

(A) 29.95 * 8 = 239.60 (1)

119.80
 59.90
 59.90
 239.60

46-7

17

DWTR EMPLOYEE DETAIL REPORT FOR: 09/22/2005

1
2
3
4

	EMP SSN	EAC	EMP RATE	REGULAR HRS/AMIS	PRG TRVL HRS/AMTS	TIME & HALF HRS/AMTS	DOUBLE TIME HRS/AMIS	JUL DY/CREW NUM	LOC/BAT/EMP LOC
5				479.20	.00	119.80	.00		
6	████████	801	29.550	8.00	.00	.00	.00	263 110 7011 461	7011
7			.000	236.40	.00	.00	.00	876192000000889	
8	████████	804	29.550	4.00	.00	4.00	.00	263 110 7011 461	7011
9			.000	118.20	.00	59.10	.00	876192000000716	
10	████████	804	29.550	2.00	.00	2.00	.00	263 110 7011 461	7011
11			.000	59.10	.00	29.55	.00	876192000000727	
12	████████	804	29.550	2.00	.00	2.00	.00	263 110 7011 461	7011
13			.000	59.10	.00	29.55	.00	876192000000875	
14	EMP SSN TOTALS:			16.00	.00	8.00	.00		
15				472.80	.00	118.20	.00		
16	████████	801	28.120	8.00	.00	.00	.00	263 110 7011 461	7011
17			.000	224.96	.00	.00	.00	876192000000889	
18	████████	804	28.120	4.00	.00	4.00	.00	263 110 7011 461	7011
19			.000	112.48	.00	56.24	.00	876192000000716	
20	████████	804	28.120	2.00	.00	2.00	.00	263 110 7011 461	7011
21			.000	56.24	.00	28.12	.00	876192000000727	
22	████████	804	28.120	2.00	.00	2.00	.00	263 110 7011 461	7011
23			.000	56.24	.00	28.12	.00	876192000000875	
24	EMP SSN TOTALS:			16.00	.00	8.00	.00		
25				449.92	.00	112.48	.00		
26	████████	801	28.120	8.00	.00	.00	.00	263 110 7011 461	7011
27			.000	224.96	.00	.00	.00	876192000000889	
28	████████	804	28.120	4.00	.00	4.00	.00	263 110 7011 461	7011
			.000	112.48	.00	56.24	.00	876192000000716	

467
P

2 DMR EMPLOYEE DETAIL REPORT FOR: 09/22/2005

3	EMP SSN	RAC	EMP RATE	REGULAR	PRO-IRVE	TIME T/DAEP	DOUBLE TIME	MU	BY/CREW	NUM	LOC	BAI/EMP	LOC
4				HRS/AMTS	HRS/AMTS	HRS/AMTS	HRS/AMTS						DISTRIBUTION
5	[REDACTED]	804	28.120	2.00	.00	2.00	.00	263	110	7011	461	7011	
6			.000	56.24	.00	28.12	.00	876192000000727					
7	[REDACTED]	804	28.120	2.00	.00	2.00	.00	263	110	7011	461	7011	
8			.000	56.24	.00	28.12	.00	876192000000875					
9	EMP SSN TOTALS:			16.00	.00	8.00	.00						
10				449.92	.00	112.48	.00						
11	[REDACTED]	801	28.120	8.00	.00	.00	.00	263	110	7011	461	7011	
12			.000	224.96	.00	.00	.00	876192000000889					
13	[REDACTED]	804	28.120	4.00	.00	4.00	.00	263	110	7011	461	7011	
14			.000	112.48	.00	56.24	.00	876192000000716					
15	[REDACTED]	804	28.120	2.00	.00	2.00	.00	263	110	7011	461	7011	
16			.000	56.24	.00	28.12	.00	876192000000727					
17	[REDACTED]	804	28.120	2.00	.00	2.00	.00	263	110	7011	461	7011	
18			.000	56.24	.00	28.12	.00	876192000000875					
19	EMP SSN TOTALS:			16.00	.00	8.00	.00						
20				449.92	.00	112.48	.00						
21	[REDACTED]	801	28.120	8.00	.00	.00	.00	263	110	7011	461	7011	
22			.000	224.96	.00	.00	.00	876192000000889					
23	[REDACTED]	804	28.120	4.00	.00	4.00	.00	263	110	7011	461	7011	
24			.000	112.48	.00	56.24	.00	876192000000716					
25	[REDACTED]	804	28.120	2.00	.00	2.00	.00	263	110	7011	461	7011	
26			.000	56.24	.00	28.12	.00	876192000000727					
27	[REDACTED]	804	28.120	2.00	.00	2.00	.00	263	110	7011	461	7011	
			.000	56.24	.00	28.12	.00	876192000000875					
	EMP SSN TOTALS:			16.00	.00	8.00	.00						

46-7 Pg

YOUR EMPLOYEE DETAIL REPORT FOR 09/23/2005

EMP SSN ENC EMP RATE REGULAR PRO-TRVL TIME & HALF DOUBLE TIME TPL DV/CRWN NUM LOC/DAT/EMP ICC DISTRIBUTION

Table with columns: EMP SSN, ENC, EMP RATE, REGULAR, PRO-TRVL, TIME & HALF, DOUBLE TIME, TPL DV/CRWN NUM LOC/DAT/EMP ICC. Rows 1-14 include employee IDs like 801 28 120, 804 28 120, and 894 28 120.

Handwritten list of numbers: 5, 6, 7, 8, 9, 10, 11, 12, 13, 14, 15, 16, 17, 18, 19, 20, 21, 22, 23, 24, 25, 26, 27, 28, 29, 30

Handwritten numbers: 1, 2, 3, 4

Handwritten text: 46-7, P10

Handwritten number: 2

2 DVIR EMPLOYEE DETAIL REPORT FOR: 09/22/2005

3
4

EMP SSN EAC EMP RATE REGULAR PRO-IRVI TIME & HALF DOUBLE TIME JUI DY/CREW NUM IOC/BAT/EMP LOC
HRS/AMIS HRS/AMIS HRS/AMIS HRS/AMIS DISTRIBUTION

5	██████	804	28.120	2.00	00	2.00	00	263	110	7011	461	7011
6			0.00	56.24	00	28.12	00	876192000000727				
7	██████	804	28.120	2.00	00	2.00	00	263	110	7011	461	7011
8			0.00	56.24	00	28.12	00	876192000000875				
9	EMP SSN TOTALS:			16.00	00	8.00	00					
10				449.92	00	112.48	00					
11	██████	801	28.120	8.00	00	00	00	263	110	7011	461	7011
12			0.00	24.96	00	00	00	876192000000889				
13	██████	804	28.120	4.00	00	4.00	00	263	110	7011	461	7011
14			0.00	112.48	00	56.24	00	876192000000716				
15	██████	804	28.120	2.00	00	2.00	00	263	110	7011	461	7011
16			0.00	56.24	00	28.12	00	876192000000727				
17	██████	804	28.120	2.00	00	2.00	00	263	110	7011	461	7011
18			0.00	56.24	00	28.12	00	876192000000875				
19	EMP SSN TOTALS:			16.00	00	8.00	00					
20				449.92	00	112.48	00					
21	██████	801	28.120	8.00	00	00	00	263	110	7011	461	7011
22			0.00	24.96	00	00	00	876192000000889				
23	██████	804	28.120	4.00	00	4.00	00	263	110	7011	461	7011
24			0.00	112.48	00	56.24	00	876192000000716				
25	██████	804	28.120	2.00	00	2.00	00	263	110	7011	461	7011
26			0.00	56.24	00	28.12	00	876192000000727				
27	██████	804	28.120	2.00	00	2.00	00	263	110	7011	461	7011
			0.00	56.24	00	28.12	00	876192000000875				
	EMP SSN TOTALS:			16.00	00	8.00	00					

(12)

(10)

21 (10)

(11)

46-7

2

DAYS EMPLOYEE DETAIL REPORT FOR: 09/22/2005

EMP SSN ENC EMP RATE REGULAR PRO-TEVI HRS/AMTS TIME & HALF DOUBLE TIME JUL DV/CREW NUM LOC/BAT/EMP LOC

DISTRIBUTION

5	6	7	8	9	10	11	12	13	14	15	16	17	18	19	20	21	22	23	24	25	26	27	28		
██████████	██████████	██████████	██████████	██████████	██████████	██████████	██████████	██████████	██████████	██████████	██████████	██████████	██████████	██████████	██████████	██████████	██████████	██████████	██████████	██████████	██████████	██████████	██████████		
201	201	600	804	804	804	804	804	804	804	804	801	804	804	804	804	804	804	801	804	804	804	804	804		
28.120	28.120	600	28.120	000	28.120	000	28.120	000	28.120	000	29.550	000	29.550	000	29.550	000	000	28.120	000	28.120	000	28.120	28.120		
449.92	8.00	224.95	4.00	112.48	2.00	56.24	2.00	56.24	16.00	449.92	8.00	236.40	.50	14.78	6.00	177.30	14.50	428.48	8.00	324.96	50	14.06	6.00	168.72	
112.46	00	.00	4.00	56.24	2.00	28.12	2.00	28.12	8.00	112.48	00	00	.50	7.38	6.00	88.65	6.50	96.03	00	00	50	7.03	6.00	84.36	
00	00	00	00	00	00	00	00	00	00	00	00	00	00	00	00	00	00	00	00	00	00	00	00	00	00
263	263	876192000000889	263	876192000000716	263	876192000000727	263	876192000000727	876192000000875	263	263	876192000000727	263	876192000000727	263	876192000000727	263	876192000000727	263	876192000000727	263	876192000000727	263	876192000000727	263
7011	7011	7011	7011	7011	7011	7011	7011	7011	7011	7011	7011	7011	7011	7011	7011	7011	7011	7011	7011	7011	7011	7011	7011	7011	7011

EMP SSN TOTALS:

EMP SSN TOTALS:

2

46-7 P12

DCAP Daily Variable Time Report

PR LDC'N: 4811 CREW: 301 DATE: 9/20/2005 PAGE: 1

ACCOUNT DISTRIBUTION									
LN	CLOCK TIME	RT#	LOCATION/ADDRESS	JOB REF.	WO #	ER	ACCOUNT	LOC	CD
01	-		WORK HEADQUARTERS						11
02	-	MM	Mid-Day Meal						14
03	-		mini meeting						
04	800 - 2200		hurricane Rita		8781	02	0	880	
05	-								
06	-								
07	-								
08	-								
09	-								
10	-								
11	-								
12	-								
13	-								
14	-								
15	-								
16	-		WORK HEADQUARTERS						11
Total Clock Time		LESS Meal Time		TOTAL		REG 8	1.2 8	O. OT	OT CODE 73

EMPLOYEE TIME														
SOC. SEC. NO.	CK DG	EMPLOYEE NAME	LV	CLASS CODE	EMP. HOURS			OTHER HOURS RPTD			OT MEAL			
					Reg	1.2	D.OT	BOOK	REG	1.2	D.OT	OT CODE	LN	ML
				6480	8	8								
				6480	8	8								
				6480	8	8								
				6480	8	8								
				6984	8	8								
				6480	8	8								
				6480	8	8								
TOTAL EMPLOYEE HOURS:					8	8								

VEHICLE														
VEHICLE NUMBER	VEHICLE NUMBER	USED OTHER THAN CREW HOURS	VEHICLE NUMBER	ENTER LINE NO. FROM ACCOUNT DISTRIBUTION SECTION										
				LN	HRS	PG	LN	HRS	PG	LN	HRS	PG	LN	HRS

TEMPORARY RELIEVING										SHIFT DIFFERENTIAL	
SOC. SEC. NO.	CK DG	EMPLOYEE NAME	RELV CODE	RELV. CLASS DESCRIPTION	REG	1.2	D.OT	NO. HRS	REG	1.2	

REMARKS: _____

SIGNED: Bh Mal
RESPONSIBLE EMPLOYEE

APPROVED: J. B. [Signature]
SUPERVISOR

1
2
3
4
5
6
7
8
9
10
11
12
13
14
15
16
17
18
19
20
21
22

hourly rate

P5 *28.12

P5 28.12

P6 28.12

P6 28.12

P6 29.55

P6 28.12

P7 28.12

Σ A = 56 hours regular + 56 OT

46-8 P1

46-8 P2

(263-201-4151) DVMR ACCOUNT DISTRIBUTION AUDIT TRAIL REPORT FOR: 09/26/2005

EMPLOYEE DETAILS

INCLUDES: (ACCOUNT CODE TRAVEL TIME HEADQUARTER TRAVEL & HEADQUARTER TIME)

DAY	CRW	Crew	RTH	EMP	SOCIAL SECURITY	ACCOUNT CODE/ DISTRIBUTION	EAC	SITE	HR. TO	ACCT	NON-	CALCULATIONS			DVMR DISTRIBUTION					
												TRVL	PRO-	CODE	OTHER	TOTAL	OF	RATED	TRAVEL	SITE
NUM	LOCN	LOCN	LOCN	LOCN	SECURITY						PROG	TO PRO	SITE	RATED	HOURS	HOURS	HOURS			
263	201	4151	536	4161	[REDACTED]	111	801		.23											
						1933790000000416	801		.02					.15	.296	.15	.17	1.25	1.42	
						1054549000000416	801		.75					.36	.704	.36	1.11	2.97	4.08	
MM	12	00	- 12	50	I=	00	S=	50										2.50	2.50	
						1000000232220089	17	801		.28	2.50								.75	.75
						1000000232220089	17	804		.75										
						1312447000000416		804						.25	.100	.03	.03	.50	.53	
						111		804		.25										
						1876192000000416		804						.22	.900	R22	.22	4.50	4.72	
EMPLOYEE TOTAL-->									77	76	3.25			.75	2.000	.75	1.53	12.47	14.00	
CREW RECAP																				
						111	801		.23											
						1933790000000416	801		.02					.15	.296	.15	.17	1.25	1.42	
						1054549000000416	801		.75					.36	.704	.36	1.11	2.97	4.08	
						1000000232220089	17	801		.28	2.50							2.50	2.50	
						1000000232220089	17	804		.75								.75	.75	
						1312447000000416		804						.25	.100	.03	.03	.50	.53	
						111		804		.25										
						1876192000000416		804						.22	.900	R22	.22	4.50	4.72	
CREW TOTAL-->									77	76	3.25			.75	2.000	.75	1.53	12.47	14.00	
263	201	4161	536	VEHICLE #	8771	111	645		.23											
						1933790000000416	645		.02					.10	.136	.10	.12	1.25	1.37	
						1054549000000416	645		.75					.24	.322	.24	.99	2.97	3.96	
MM	12	00	- 12	50	T=	00	S=	50												
						117	645		.28	3.25										
						1312447000000416	645							.04	.054	.04	.04	.50	.54	
						111	645		.25											
						1876192000000416	645							.22	.488	R38	.38	4.50	4.88	
VEHICLE TOTAL-->									77	76	3.25			.76	1.000	.76	1.53	9.22	10.75	
263	201	4161	536	VEHICLE #	9942	111	645		.23											
						1933790000000416	645		.02					.10	.136	.10	.12	1.25	1.37	
						1054549000000416	645		.75					.24	.322	.24	.99	2.97	3.96	
MM	12	00	- 12	50	I=	00	S=	50												
						117	645		.28	3.25										
						1312447000000416	645							.04	.054	.04	.04	.50	.54	
						111	645		.25											
						1876192000000416	645							.22	.488	R38	.38	4.50	4.88	
VEHICLE TOTAL-->									77	76	3.25			.76	1.000	.76	1.53	9.22	10.75	
263	201	4811	543	4811	[REDACTED]	876192000000880	801											8.00	8.00	
						876192000000880	804												8.00	
EMPLOYEE TOTAL-->																			16.00	16.00

P2

3

46-8 P3

(263-201 4811) OVER ACCOUNT DISTRIBUTION ADMIT TRAVEL REPORT FOR: 09/16/2008
 EMPLOYEE DETAILS
 INCLUDES: (ACCOUNT CODE TRAVEL TIME HEADQUARTER TRAVEL & HEADQUARTER TIME)

DAY	CEN	CREW	RTH	RMS	SOCIAL	ACCOUNT CODE/ DISTRIBUTION SAC	SITE REL. TO		ACCT	CONF.	OTHER	TOTAL CP		PRO-RATED		
							TRVL	PRO				HOURS	TOTL	PRO	SITE	TRAVEL
	MUN	LOCK	LOCK	LOCK	SECURITY		HOURS	RATE	HOURS	HOURS	HOURS	-RATE	RPM	HOURS	HOURS	HOURS
7	243	201	4811	543	4811	87619200000880	801								8.00	8.00
8						87619200000880	804								8.00	8.00
9	EMPLOYEE TOTAL -->														16.00	16.00
10	243	201	4811	543	4811	87619200000880	801								8.00	8.00
11						87619200000880	804								8.00	8.00
12	EMPLOYEE TOTAL -->														16.00	16.00
13	243	201	4811	543	4811	87619200000880	801								8.00	8.00
14						87619200000880	804								8.00	8.00
15	EMPLOYEE TOTAL -->														16.00	16.00
16	243	201	4811	543	4811	87619200000880	801								8.00	8.00
17						87619200000880	804								8.00	8.00
18	EMPLOYEE TOTAL -->														16.00	16.00
19	243	201	4811	543	4811	87619200000880	801								8.00	8.00
20						87619200000880	804								8.00	8.00
21	EMPLOYEE TOTAL -->														16.00	16.00
22	243	201	4811	543	4811	87619200000880	801								8.00	8.00
23						87619200000880	804								8.00	8.00
24	EMPLOYEE TOTAL -->														16.00	16.00
25	243	201	4811	543	4811	87619200000880	801								8.00	8.00
26						87619200000880	804								8.00	8.00
27	EMPLOYEE TOTAL -->														16.00	16.00
28	CREW RECAP						87619200000880	801							56.00	56.00
29							87619200000880	804							56.00	56.00
30	CREW TOTAL -->														112.00	112.00
31	243	202	4811	543	4811	87619200000880	801								8.00	8.00
32						87619200000880	804								8.00	8.00
33	EMPLOYEE TOTAL -->														16.00	16.00
34	CREW RECAP						87619200000880	801							8.00	8.00
35							87619200000880	804							8.00	8.00
36	CREW TOTAL -->														16.00	16.00
37	243	202	2841	543	284	02000100000834	801								1.00	1.00
	NW 12.00 - 12.00 T- 08 E- 30						02000100000834	801							9.00	9.00
	EMPLOYEE TOTAL -->														10.00	10.00

P2

P2

P2

P2

P2

46-894

CONFIDENTIAL

3

46-8P5

CONFIDENTIAL

DATA EXPANDED DETAIL REPORT FOR 03/26/2008

AREA NAME TIME & DATE DOUBLE TIME JIN DIR/CRM NRM LOC/NAT/DIR LOC

AREA	TIME & DATE	DOUBLE TIME	JIN DIR/CRM NRM LOC/NAT/DIR LOC	DIR/CRM	NRM/DIR	DIR/CRM	NRM/DIR
501	18 530	1 25	00	00	00	00	00
501	19 530	2 50	00	00	00	00	00
501	20 530	2 97	00	00	00	00	00
501	21 530	1 94	00	00	00	00	00
501	22 530	2 16	00	00	00	00	00
501	23 530	1 78	00	00	00	00	00
501	24 530	4 90	00	00	00	00	00
501	25 530	1 96	00	00	00	00	00
501	26 530	2 93	00	00	00	00	00
501	27 530	1 83	00	00	00	00	00
501	28 530	4 23	00	00	00	00	00
501	29 530	2 82	00	00	00	00	00
501	30 530	1 82	00	00	00	00	00
501	31 530	1 82	00	00	00	00	00
501	32 530	2 93	00	00	00	00	00
501	33 530	1 83	00	00	00	00	00
501	34 530	2 93	00	00	00	00	00
501	35 530	1 83	00	00	00	00	00
501	36 530	1 83	00	00	00	00	00
501	37 530	2 93	00	00	00	00	00
501	38 530	1 83	00	00	00	00	00
501	39 530	2 93	00	00	00	00	00
501	40 530	1 83	00	00	00	00	00
501	41 530	2 93	00	00	00	00	00
501	42 530	1 83	00	00	00	00	00
501	43 530	2 93	00	00	00	00	00
501	44 530	1 83	00	00	00	00	00
501	45 530	2 93	00	00	00	00	00
501	46 530	1 83	00	00	00	00	00
501	47 530	2 93	00	00	00	00	00
501	48 530	1 83	00	00	00	00	00
501	49 530	2 93	00	00	00	00	00
501	50 530	1 83	00	00	00	00	00
501	51 530	2 93	00	00	00	00	00
501	52 530	1 83	00	00	00	00	00
501	53 530	2 93	00	00	00	00	00
501	54 530	1 83	00	00	00	00	00
501	55 530	2 93	00	00	00	00	00
501	56 530	1 83	00	00	00	00	00
501	57 530	2 93	00	00	00	00	00
501	58 530	1 83	00	00	00	00	00
501	59 530	2 93	00	00	00	00	00
501	60 530	1 83	00	00	00	00	00

(sh-211 + 96.11e) = 537.44

28.12 = 8 x 3.50 x 1.0 = 28.12

96.11e = 21.8e x 8

- 1
- 2
- 3
- 4
- 5
- 6
- 7
- 8
- 9
- 10
- 11
- 12
- 13
- 14
- 15
- 16
- 17
- 18
- 19
- 20
- 21
- 22
- 23
- 24
- 25
- 26
- 27
- 28
- 29
- 30
- 31
- 32
- 33
- 34
- 35
- 36
- 37
- 38
- 39
- 40
- 41
- 42
- 43
- 44
- 45
- 46
- 47
- 48
- 49
- 50
- 51
- 52
- 53
- 54
- 55
- 56
- 57
- 58
- 59
- 60

4
3
2
1

5
6
7
8
9
10
11
12
13
14
15
16
17
18
19
20
21
22
23
24
25
26
27
28
29
30
31
32
33
34
35
36
37
38
39
40
41
42
43
44
45
46
47
48
49
50
51
52
53
54
55
56
57
58
59
60

DATE EMPLOYEE DETAIL REPORT FOR: 09/24/2008

EMP NO/ SAC EMP RATE REGULAR PRO-TECH LDRS & PAID DOUBLE TIME JUB HY/CHKR BUK LOC/PAY/DEPT/LOC

MEM/DATE MEM/DATE MEM/DATE DISTRIBUTION

EMP NO	SAC	EMP RATE	REGULAR	PRO-TECH	LDRS & PAID	DOUBLE TIME	JUB	HY/CHKR	BUK	LOC/PAY/DEPT/LOC
801	28	120	16.00	.00	8.00	.00	.00	.00	.00	00
EMP SUM TOTALS:			16.00	.00	8.00	.00	.00	.00	.00	00
804	28	120	649.32	.00	113.48	.00	.00	.00	.00	00
EMP SUM TOTALS:			649.32	.00	113.48	.00	.00	.00	.00	00
805	28	120	224.36	.00	8.00	.00	.00	.00	.00	00
EMP SUM TOTALS:			224.36	.00	8.00	.00	.00	.00	.00	00
801	28	120	655.32	.00	113.48	.00	.00	.00	.00	00
EMP SUM TOTALS:			655.32	.00	113.48	.00	.00	.00	.00	00
804	28	120	224.36	.00	8.00	.00	.00	.00	.00	00
EMP SUM TOTALS:			224.36	.00	8.00	.00	.00	.00	.00	00
805	28	120	655.32	.00	113.48	.00	.00	.00	.00	00
EMP SUM TOTALS:			655.32	.00	113.48	.00	.00	.00	.00	00
801	28	120	472.80	.00	113.48	.00	.00	.00	.00	00
EMP SUM TOTALS:			472.80	.00	113.48	.00	.00	.00	.00	00
804	28	120	224.36	.00	8.00	.00	.00	.00	.00	00
EMP SUM TOTALS:			224.36	.00	8.00	.00	.00	.00	.00	00
805	28	120	655.32	.00	113.48	.00	.00	.00	.00	00
EMP SUM TOTALS:			655.32	.00	113.48	.00	.00	.00	.00	00

CONFIDENTIAL

46-8 PB

FLORIDA POWER AND LIGHT CO.

DIVISION EMPLOYEE DETAIL - MEMORY FOR 03/25/2003

EMP SSN EMP HRS RATE REGULAR PRO-TIME TIME & HALF DOUBLE TIME JR. OVERTIME MIN LOC/AMT/EMP LOC. DISTRI

LINE	EMP SSN	EMP HRS	RATE	REGULAR	PRO-TIME	TIME & HALF	DOUBLE TIME	JR. OVERTIME	MIN	LOC/AMT	EMP/AMT	EMP/AMT	DISTRI
5				449.92	00	00	00	00	00	00	00	00	00
6	801 29 120	8.00	00	00	00	00	00	00	00	263	201	4811	543 4811
7	804 28 130	8.00	00	00	00	00	00	00	00	978192000000480			
8	801 29 120	8.00	00	00	00	00	00	00	00	263	201	4811	543 4811
9	804 28 130	8.00	00	00	00	00	00	00	00	978192000000480			
10	EMP SSN TOTALS:			16.00	00	00	00	00	00	376192000000880			
11				449.92	00	00	00	00	00	00	00	00	00
12	801 29 120	8.00	00	00	00	00	00	00	00	263	201	4811	543 4811
13	804 28 130	8.00	00	00	00	00	00	00	00	978192000000480			
14	801 29 120	8.00	00	00	00	00	00	00	00	263	201	4811	543 4811
15	804 28 130	8.00	00	00	00	00	00	00	00	978192000000480			
16	EMP SSN TOTALS:			16.00	00	00	00	00	00	376192000000880			
17				449.92	00	00	00	00	00	00	00	00	00
18	801 29 120	8.00	00	00	00	00	00	00	00	263	201	4811	543 4811
19	804 28 130	8.00	00	00	00	00	00	00	00	978192000000480			
20	801 29 120	8.00	00	00	00	00	00	00	00	263	201	4811	543 4811
21	804 28 130	8.00	00	00	00	00	00	00	00	978192000000480			
22	EMP SSN TOTALS:			16.00	00	00	00	00	00	376192000000880			
23				449.92	00	00	00	00	00	00	00	00	00
24	801 29 120	8.00	00	00	00	00	00	00	00	263	201	4811	543 4811
25	804 28 130	8.00	00	00	00	00	00	00	00	978192000000480			
26	801 29 120	8.00	00	00	00	00	00	00	00	263	201	4811	543 4811
	804 28 130	8.00	00	00	00	00	00	00	00	978192000000480			
	EMP SSN TOTALS:			16.00	00	00	00	00	00	376192000000880			

3

46-8 P7

DCAP Daily Variable Time Report

PR LOG'N. 2161 CREW: 013 DATE: 9-24-05 PAGE

1
2
3
4
5
6
7

8
9
10
11
12
13
14

ACCOUNT DISTRIBUTION										
LN	CLOCK TIME	RT#	LOCATION / ADDRESS	JOB REF.	WG #	EA	ACCOUNT	LDC	ED	
01	-		WORK HEADQUARTERS						11	
02	0600-1200		Storm		111	82	174.7	089	31	
03	-									
04	-									
05	-									
06	-									
07	-									
08	-									
09	-									
10	-									
11	-									
12	-									
13	-									
14	-									
15	-									
16	-									
17	-									
18	-		WORK HEADQUARTERS						11	
Total Clock Time		LESS Total Meal Time		TOTAL CREW HOURS WORKED				REG. 8 1.2 8 D. OT		OT CODE 73

EMPLOYEE TIME													
SOC. SEC. NO.	CK DG	EMPLOYEE NAME	LV	CLASS CODE	EMP. HOURS			OTHER HOURS RATE			OT MEALS		
					Reg	1.2	O. OT	Reg	1.2	O. OT	OT CODE	PG	LN
		[REDACTED]					16						
		[REDACTED]					16						
		[REDACTED]					16						
TOTAL EMPLOYEE HOURS:													

VEHICLES															
VEHICLE NUMBER	VEHICLE NUMBER	VEHICLE USED OTHER THAN CREW HOURS	VEHICLE NUMBER	ENTER LINE NO. FROM ACCOUNT DISTRIBUTION SECTION											
				LN	HRS	PG	LN	HRS	PG	LN	HRS	PG	LN	HRS	PG
8070															
8311															

TEMPORARY RELIEVING												
SOC. SEC. NO.	CK DG	EMPLOYEE NAME	RYN CODE	REG CLASS DESCRIPTION	REG	1.2	O. OT	OT CODE	REG	1.2	O. OT	
		Vann						52				16
		London						52				16

REMARKS: 566 REG D-T - 4^{1/2}
First REG 12

SIGNED: [Signature] RESPONSIBLE EMPLOYEE
APPROVED: [Signature] SUPERVISOR

16 x 3 = 48.

46-92

1
2
3
4
5
6
7
8
9
10
11
12
13
14
15
16
17
18
19
20
21
22
23
24
25
26
27
28
29
30
31
32
33
34
35
36

(166-999-8801) DWIR ACCOUNT DISTRIBUTION ADDIT TRAIL REPORT FOR: 09/29/2005

EMPLOYEE STATE

INCLUDES: ACCOUNT CODE TRAVEL TIME HEADQUARTER TRAVEL & HEADQUARTER (TIME)

-----CALCULATIONS----- DWIR DISTRIBUTION-----

DAY	CRM	CREW	STN	EMP	SOCIAL	ACCOUNT	CODES	SITE	HR.	TO	ACCT	NON-	TOTAL	OF	PRO-	RATED	TRAVEL	TRAVEL	TRAVEL	
NUM	LOCN	LOCN	SECURITY	DISTRIBUTION	EAC	HOURS	RATE	HOURS	PROD	TO	PRO-	SITE	RATED	HOURS	HOURS	HOURS	HOURS	HOURS	HOURS	
9	266	999	8801	8801		000000	232220089	801			8	00					8	00	8	00
10	(REVERSAL) EMPLOYEE TOTAL -->																			
11	266	999	8801	8801		000000	232220089	801			8	00					8	00	8	00
12	(REVERSAL) EMPLOYEE TOTAL -->																			
13	266	999	8801	880		000000	232220089	801			8	00					8	00	8	00
14	(REVERSAL) EMPLOYEE TOTAL -->																			
15	CREW RECAP																			
16	000000232220089 801 8 00 8 00 8 00																			
17	000000232220089 801 24 00 24 00																			
18	000000232220089 801 16 00 16 00																			
19	000000232220089 801 8 00 8 00																			
20	(CORRECTION) EMPLOYEE TOTAL -->																			
21	266	999	8801	8801		000000	232220089	801			8	00					8	00	8	00
22	(CORRECTION) EMPLOYEE TOTAL -->																			
23	266	999	8801	8801		000000	232220089	801			8	00					8	00	8	00
24	(CORRECTION) EMPLOYEE TOTAL -->																			
25	266	999	8801	8801		000000	232220089	801			8	00					8	00	8	00
26	(CORRECTION) EMPLOYEE TOTAL -->																			
27	266	999	8801	880		000000	232220089	801			8	00					8	00	8	00
28	(CORRECTION) EMPLOYEE TOTAL -->																			
29	CREW RECAP																			
30	000000232220089 801 8 00 8 00																			
31	000000232220089 801 8 00 8 00																			
32	000000232220089 801 16 00 16 00																			
33	000000232220089 801 8 00 8 00																			
34	(CORRECTION) EMPLOYEE TOTAL -->																			
35	267	013	2161	435	2161	000000	232220043	801			8	00					8	00	8	00
36	(CORRECTION) EMPLOYEE TOTAL -->																			
	076192000002216 804 16 00 16 00																			

46-9 PE

46-9 PE

CONFIDENTIAL

4

FUELIER POWER AND LIGHT CO

REPORT: EMPLOYEE 201-091905

DATE ACCOUNT DISTRIBUTION AND: TRAIL REF: FOR: 09/29/2005

EMPLOYEE: 201-091905

ACCOUNT CODE TRAVEL TIME HEADQUARTER TRAVEL & HEADQUARTER TIME

OTHER

TOTAL

OF

CALCULATIONS

PRO-

RATED

PRO-

SITE

TRAVEL

HOURS

PRO-

TOTAL

DIST-

TRAVEL

SITE

HOURS

PRO-

TOTAL

DIST-

TRAVEL

SITE

HOURS

PRO-

TOTAL

DIST-

TRAVEL

SITE

HOURS

PRO-

TOTAL

DIST-

TRAVEL

SITE

HOURS

PRO-

TOTAL

DIST-

TRAVEL

SITE

HOURS

PRO-

TOTAL

DIST-

TRAVEL

SITE

HOURS

PRO-

TOTAL

DIST-

TRAVEL

SITE

HOURS

PRO-

TOTAL

DIST-

TRAVEL

DAY CREW CHEN ENR EMP SOCIAL SECURITY

JOB LOCH LOCH SECURITY DISTRIBUTION

804

247 013 2161 515 216

EMPLOYEE TOTAL

81619240000216

247 013 2161 515 216

EMPLOYEE TOTAL

81619240000216

CREW RECAP

81619240000216

CREW TOTAL

81619240000216

247 013 2161 515 216

VEHICLE TOTAL

81619240000216

247 013 2161 515 216

VEHICLE TOTAL

81619240000216

247 101 8891 665 889

EMPLOYEE TOTAL

09420930000889

247 101 8891 665 889

EMPLOYEE TOTAL

09420930000889

CREW RECAP

09420930000889

CREW TOTAL

09420930000889

247 101 8891 665 889

VEHICLE TOTAL

09420930000889

247 101 8891 665 889

VEHICLE TOTAL

09420930000889

CONFIDENTIAL

OTHER EMPLOYEE DETAIL REPORT FOR: 09/29/2005

EMP SSN	EMP RATE	REGULAR	PRO-INV	TIME & HALF	DOUBLE TIME	SUB BY/CRSM	LOC/PAI/EMP LOC
		hrs/AMTS	hrs/AMTS	hrs/AMTS	hrs/AMTS		DISTRIBUTION
1	801 28 400	8 00	00	00	00	366	999 8801 8801
2	EMP SSN TOTALS:	227 20	00	00	00	00000032220089	
3	801 28 400	8 00	00	00	00	286	999 8801 8801
4	EMP SSN TOTALS:	227 20	00	00	00	00000032220089	
5	804 28 859	8 00	00	00	00	287	013 2161 636 2161
6	EMP SSN TOTALS:	472 80	00	00	00	076192000000226	
7	804 28 120	15 00	00	15 00	00	287	013 2161 636 2161
8	EMP SSN TOTALS:	449 92	00	224 96	00	076192000000226	
9	804 28 120	15 00	00	00	00	287	013 2161 636 2161
10	EMP SSN TOTALS:	449 92	00	00	00	076192000000226	
11	804 28 120	15 00	00	00	00	287	013 2161 636 2161
12	EMP SSN TOTALS:	449 92	00	00	00	076192000000226	
13	804 28 120	15 00	00	00	00	287	013 2161 636 2161
14	EMP SSN TOTALS:	449 92	00	00	00	076192000000226	
15	804 28 120	15 00	00	00	00	287	013 2161 636 2161
16	EMP SSN TOTALS:	449 92	00	00	00	076192000000226	
17	804 28 120	15 00	00	00	00	287	013 2161 636 2161
18	EMP SSN TOTALS:	449 92	00	00	00	076192000000226	
19	804 28 120	15 00	00	00	00	287	013 2161 636 2161
20	EMP SSN TOTALS:	449 92	00	00	00	076192000000226	
21	804 28 120	15 00	00	00	00	287	013 2161 636 2161
22	EMP SSN TOTALS:	449 92	00	00	00	076192000000226	
23	804 28 120	15 00	00	00	00	287	013 2161 636 2161
24	EMP SSN TOTALS:	449 92	00	00	00	076192000000226	
25	804 28 120	15 00	00	00	00	287	013 2161 636 2161
26	EMP SSN TOTALS:	449 92	00	00	00	076192000000226	
27	804 28 120	15 00	00	00	00	287	013 2161 636 2161
28	EMP SSN TOTALS:	449 92	00	00	00	076192000000226	
29	804 28 120	15 00	00	00	00	287	013 2161 636 2161
30	EMP SSN TOTALS:	449 92	00	00	00	076192000000226	

46-9
RS

CONFIDENTIAL

4

Handwritten initials and numbers: A, B, C, D, E, F, G, H, I, J, K, L, M, N, O, P, Q, R, S, T, U, V, W, X, Y, Z, 1, 2, 3, 4, 5, 6, 7, 8, 9, 10, 11, 12, 13, 14, 15, 16, 17, 18, 19, 20, 21, 22, 23, 24, 25, 26, 27, 28, 29, 30

DR. 34

PBC

1

2
3
4
5
6
7
8

6F22-202-102705 --- DCAP DAILY VARIABLE TIME VERIFICATION REPORT --- PAGE 1
PR LOCN: 5510 CREW: 121 DATE: 10/24/05 COPY: 01 ACTION: 15:46:26

***** ACCOUNT DISTRIBUTION *****
LN CLK TIME RT# LOCATION/ADDRESS JB RE WO #-ER-ACCOUNT-LOC V CD

01 - ** WORK HEADQUARTERS***** 11
02 2400-2200 WILMA 21-12 = 12 8770 92 000.000 551 31

22-12 = 10

A-22-9 hrs.

↓

9
10
11
12
13
14
15
16

** WORK HEADQUARTERS***** 11

** CREW HOURS WRKD ** TOTL 22.0 REG 1.2 D.OT 22.0 OT 89

***** EMPLOYEE TIME *****		EMPL HOURS			OTHER HOURS RPTD			*****				
SS #	EMPLOYEE NAME	LV	CLS	REG	1.2	D.OT	PY	REG	1.2	D.OT	TOTL	OT
			5E84			14.0	01			8.0	22.0	89
			5E75		1.2	12.2	01			8.0	22.0	89

UH-16
1
2

TOTL EMP HRS ***** 1.2 26.21 16.0 44.0

***** VEHICLES *****													
VEH	VEH	LN	HRS	PG	LN	HRS	PG	LN	HRS	PG	LN	HRS	PG
8004													
3917													

***** TEMP RELIEVING / SHIFT DIFF *****
SS # EMPLOYEE NAME RELV DESC REG 1.2 D.OT SD REG 1.2 D.OT

REMARKS: _____

* SIGNED: _____ PR CLERK *
* APPROVED _____ SUPERVISOR *

COPY: 01 ACTION: PAGE 1

PR LOCN: 5510 CREW: 121 DATE: 10/24/05

Ⓢ The DVTR is traced to the job ticket by the vehicle number.

16-16
1

21

DISTR ACCOUNT DISTRIBUTION ADIT TRIAL REPORT FOR: 10/27/2005

EMPLOYEE DETAILED DISTRIBUTION ADIT TRIAL REPORT FOR: 10/27/2005

* INCLUDES: (ACCOUNT CODE TRAVEL TIME, HEADQUARTER TRAVEL, & HEADQUARTER TIME)

DAY CRW CREW BIR EMP SOCIAL	ACCOUNT CODE/	TRVL PRO- CODE PROD	SITE NR. TO ACT	NON-	HOURS TOTAL	PRO- RATED	TRAVEL SITE	OTHER	DISTRIBUTION EAC	HOURS	HOURS	RATE	MRS	HOURS	PRO- RATED	TRAVEL SITE	OTHER
297 120 7271 819 7271		801	877092000000727		8.00												
EMPLOYEE TOTAL-->					8.00												
CREW RECAP	877092000000727	801			8.00												
CREW TOTAL-->					8.00												
297 121 2211 792 221		804	877092000000216		8.00												
EMPLOYEE TOTAL-->					8.00												
CREW RECAP	877092000000216	804			8.00												
CREW TOTAL-->					8.00												
297 121 2211 792 VEHICLE # 6558		645	877092000000216		8.50												
VEHICLE TOTAL-->					8.50												
297 121 5510 810 5510		804	877092000000551		22.00												
EMPLOYEE TOTAL-->					22.00												
CREW RECAP	877092000000551	804			22.00												
CREW TOTAL-->					22.00												
297 121 5510 810 5510		804	877092000000551		44.00												
EMPLOYEE TOTAL-->					44.00												
CREW RECAP	877092000000551	804			44.00												
CREW TOTAL-->					44.00												
297 121 5510 810 VEHICLE # 8004		645	877092000000551		22.00												
VEHICLE TOTAL-->					22.00												
297 121 5510 810 VEHICLE # 3917		645	877092000000551		22.00												
VEHICLE TOTAL-->					22.00												
297 122 5510 810 5510		804	877092000000551		22.00												
EMPLOYEE TOTAL-->					22.00												
CREW RECAP	877092000000551	804			22.00												
CREW TOTAL-->					22.00												
297 122 5510 810 5510		804	877092000000551		1.35	1.35	2.00	2.35									
EMPLOYEE TOTAL-->					1.35	1.35	2.00	2.35									
CREW RECAP	877092000000551	804			1.35	1.35	2.00	2.35									
CREW TOTAL-->					1.35	1.35	2.00	2.35									
297 122 5510 810 5510		804	877092000000551		1.33	1.33	2.50	3.43									
EMPLOYEE TOTAL-->					1.33	1.33	2.50	3.43									
CREW RECAP	877092000000551	804			1.33	1.33	2.50	3.43									
CREW TOTAL-->					1.33	1.33	2.50	3.43									
297 122 5510 810 5510		804	877092000000551		1.33	1.33	2.50	3.43									
EMPLOYEE TOTAL-->					1.33	1.33	2.50	3.43									
CREW RECAP	877092000000551	804			1.33	1.33	2.50	3.43									
CREW TOTAL-->					1.33	1.33	2.50	3.43									
297 122 5510 810 5510		804	877092000000551		1.33	1.33	2.50	3.43									
EMPLOYEE TOTAL-->					1.33	1.33	2.50	3.43									
CREW RECAP	877092000000551	804			1.33	1.33	2.50	3.43									
CREW TOTAL-->					1.33	1.33	2.50	3.43									
297 122 5510 810 5510		804	877092000000551		1.33	1.33	2.50	3.43									
EMPLOYEE TOTAL-->					1.33	1.33	2.50	3.43									
CREW RECAP	877092000000551	804			1.33	1.33	2.50	3.43									
CREW TOTAL-->					1.33	1.33	2.50	3.43									
297 122 5510 810 5510		804	877092000000551		1.33	1.33	2.50	3.43									
EMPLOYEE TOTAL-->					1.33	1.33	2.50	3.43									
CREW RECAP	877092000000551	804			1.33	1.33	2.50	3.43									
CREW TOTAL-->					1.33	1.33	2.50	3.43									
297 122 5510 810 5510		804	877092000000551		1.33	1.33	2.50	3.43									
EMPLOYEE TOTAL-->					1.33	1.33	2.50	3.43									
CREW RECAP	877092000000551	804			1.33	1.33	2.50	3.43									
CREW TOTAL-->					1.33	1.33	2.50	3.43									
297 122 5510 810 5510		804	877092000000551		1.33	1.33	2.50	3.43									
EMPLOYEE TOTAL-->					1.33	1.33	2.50	3.43									
CREW RECAP	877092000000551	804			1.33	1.33	2.50	3.43									
CREW TOTAL-->					1.33	1.33	2.50	3.43									

CONFIDENTIAL

22

91-96

T 21

DVTR EMPLOYEE DETAIL REPORT FOR: 10/27/2005

1
2
3
4
5
6
7
8
9
10
11
12
13
14
15
16
17
18
19
20
21
22
23
24
25
26
27
28

EMP SSN	EAC	EMP RATE	REGULAR	PRO-TRVL	TIME & HALF	DOUBLE TIME	JUL DT/CREW NUM,LOC/BAT/EMP LOC
			HRS/AMTS	HRS/AMTS	HRS/AMTS	HRS/AMTS	DISTRIBUTION
			407.74	.00	91.39	.00	
804	29.550		22.00	.00	.00	22.00	297 121 5510 810 5510
	.000		650.10	.00	.00	650.10	877092000000551
EMP SSN TOTALS:			22.00	.00	.00	22.00	
			650.10	.00	.00	650.10	
804	28.120		22.00	.00	1.50	20.50	297 121 5510 810 5510
	.000		618.64	.00	21.09	576.46	877092000000551
EMP SSN TOTALS:			22.00	.00	1.50	20.50	
			618.64	.00	21.09	576.46	
804	29.550		2.00	.35	2.35	.00	297 122 5510 810 5510
	.000		59.10	10.34	34.72	.00	877092000000551
804	29.550		2.50	.93	3.43	.00	297 122 5510 810 5510
	.000		73.88	27.48	50.67	.00	877092000000551
804	29.550		2.50	.93	3.43	.00	297 122 5510 810 5510
	.000		73.88	27.48	50.67	.00	877092000000551
804	29.550		.67	.62	1.29	.00	297 122 5510 810 5510
	.000		19.80	18.32	19.06	.00	877092000000551
EMP SSN TOTALS:			7.67	2.83	10.50	.00	
			226.66	83.62	155.12	.00	
801	28.120		2.00	.40	.00	.00	297 122 5510 810 5510
	.000		56.24	11.25	.00	.00	877092000000551
801	28.120		.50	.60	.00	.00	297 122 5510 810 5510
	.000		14.06	16.87	.00	.00	877092000000551
804	28.120		2.00	.32	2.32	.00	297 122 5510 810 5510
	.000		56.24	9.00	32.62	.00	877092000000551

46-16

46-16

(P1)

(P1)

46-16

P3

CONFIDENTIAL

DCAP Daily Variable Time Report

PR LOC#

8831

CREW:

709

DATE:

10/26/05

PDU PAGE

1 of 2

ACCOUNT DISTRIBUTION

LN	CLOCK TIME	RT#	LOCATION / ADDRESS	JOB REF.	WO #	ER	ACCOUNT	LOC	CD
01	1500 - 1600		WORK HEADQUARTERS						11
02	1600 - 1650		MATHEMATICS		8770	92	WW	WW	883 30
03	1710 - 1800		100 MacArthur Hwy	1433	8770	92	WW	WW	883 30
04	1800 - 1830		WORKERS		8770	92	WW	WW	883 30
05	-								
06	-								
07	-								
08	-								
09	-								
10	-								
11	-								
12	-								
13	-		Still working						
14	-								
15	-								
16	-		WORK HEADQUARTERS						11

Total Clock Time	9	LESS Total Meal Time	-	TOTAL	9	REG.	8	1.2	1	D. OT		OT	7.6
------------------	---	----------------------	---	-------	---	------	---	-----	---	-------	--	----	-----

EMPLOYEE TIME

SOC. SEC. NO.	CK DG	EMPLOYEE NAME	LV	CLASS CODE	EMP. HOURS			OTHER HOURS RPTD			REG	1.2	D. OT	REG	1.2	D. OT	REG	1.2	D. OT
					Reg	1.2	D. OT	PAY CODE	Reg	1.2									
				5984	8	1	1												
				5925	8	1	1												
TOTAL EMPLOYEE HOURS:						16	2												

VEHICLES

VEHICLE NUMBER	VEHICLE NUMBER	VEHICLE USED OTHER THAN CREW HOURS	VEHICLE NUMBER	ENTER LINE NO. FROM ACCOUNT DISTRIBUTION SECTION															
				LN	HRS	PG	LN	HRS	PG	LN	HRS	PG	LN	HRS	PG				
8111	6185																		
2757																			

TEMPORARY RELIEVING

SOC. SEC. NO.	CK	REL. CLASS DESCRIPTION	REG	1.2	D. OT	SO CODE	REG	1.2	D. OT
						5	8	1	
						5	8	1	

REMARKS: Page 1 of 2

SIGNED: [Signature] RESPONSIBLE EMPLOYEE

APPROVED: [Signature] SUPERVISOR

40/16/2 91

(299-704-5471) DVTR ACCOUNT DISTRIBUTION AUDIT TRAIL REPORT FOR: 10/27/2005

2
3
4
5
6
7
8

EMPLOYEE DETAILS
* INCLUDES: (ACCOUNT CODE TRAVEL TIME, HEADQUARTER TRAVEL, & HEADQUARTER TIME)

---CALCULATIONS---

---DVTR DISTRIBUTION---

DAY	CRW	CREW	BTH	EMP	SOCIAL	ACCOUNT CODE/ DISTRIBUTION	EAC	SITE TRVL	HR. PRO-	TO CODE	ACCT HOURS	OTHER NON- PROD HOURS	TOTAL HOURS TO PRO	% OF SITE HRS	* PRO- RATED HOURS	+ SITE TRAVEL HOURS	DIST SITE HOURS	DIST TOTL HOURS
9	299	704	5471	810	5471	877092000000536	801									8.00	8.00	
10						877092000000536	804									8.00	8.00	
11						EMPLOYEE										16.00	16.00	
12	299	704	5471	810	5471	877092000000536	801									1.00	1.00	
13						877092000000536	804									8.00	8.00	
14						EMPLOYEE										9.00	9.00	
15						CREW RE	877092000000536	801								17.00	17.00	
16						877092000000536	804									17.00	17.00	
17						CREW										34.00	34.00	
18	299	705	4161	798	4161	877092000000416	804									8.00	8.00	
19						EMPLOYEE										8.00	8.00	
20	299	705	4161	798	4161	877092000000416	804									8.00	8.00	
21						EMPLOYEE										8.00	8.00	
22						CREW RE	877092000000416	804								16.00	16.00	
23						CREW										16.00	16.00	
24	299	705	4161	798	VEHIC	877092000000416	645									8.00	8.00	
25						VEHICLE										8.00	8.00	
26	299	709	8831	832	8831	11	801				1.00							
27						877092000000883	801						1.00	.125	.13	.13	.83	.96
28						877092000000883	801	.34					1.00	.875	R87	1.21	5.83	7.04
29						877092000000883	804									1.00	1.00	
30						EMPLOYEE		.34	1.00				1.00	1.000	1.00	1.34	7.66	9.00
31	299	709	8831	832	8831	11	801				1.00							
						877092000000883	801						1.00	.125	.13	.13	.83	.96
						877092000000883	801	.34					1.00	.875	R87	1.21	5.83	7.04
						877092000000883	804									1.00	1.00	
						EMPLOYEE TOTAL-->		.34	1.00				1.00	1.000	1.00	1.34	7.66	9.00
						CREW RECAP	11	801			2.00							
						877092000000883	801	.68						2.00		2.68	13.32	16.00
						877092000000883	804									2.00	2.00	

2
11/9/05
82

P.1

P.1

2

DVTR EMPLOYEE DETAIL REPORT FOR: 10/27/2005

3

EMP SSN	EAC	EMP RATE	REGULAR	PRO-TRVL	TIME & HALF	DOUBLE TIME	JUL 0Y/CREW NUM,LOC/BAT/EMP LOC
			HRS/AMTS	HRS/AMTS	HRS/AMTS	HRS/AMTS	DISTRIBUTION

4

5	EMP SSN TOTALS:		9.00	.00	8.00	.00	
6			253.08	.00	112.48	.00	
7	██████████	804 29.550	8.00	.00	8.00	.00	299 705 4161 798 4161
8		.000	236.40	.00	118.20	.00	877092000000416
9	EMP SSN TOTALS:		8.00	.00	8.00	.00	
10			236.40	.00	118.20	.00	
11	██████████	804 28.120	8.00	.00	8.00	.00	299 705 4161 798 4161
12		.000	224.96	.00	112.48	.00	877092000000416
13	EMP SSN TOTALS:		8.00	.00	8.00	.00	
14			224.96	.00	112.48	.00	
15	██████████	801 28.120	.83	.13	.00	.00	299 709 8831 832 8831
16		.000	23.34	3.66	.00	.00	877092000000883
17	██████████	801 28.120	5.83	1.21	.00	.00	299 709 8831 832 8831
18		.000	163.93	34.03	.00	.00	877092000000883
19	██████████	804 28.120	1.00	.00	1.00	.00	299 709 8831 832 8831
20		.000	28.12	.00	14.06	.00	877092000000883
21	EMP SSN TOTALS:		7.66	1.34	1.00	.00	
22			215.39	37.69	14.06	.00	
23	██████████	801 29.550	.83	.13	.00	.00	299 709 8831 832 8831
24		.000	24.53	3.84	.00	.00	877092000000883
25	██████████	801 29.550	5.83	1.21	.00	.00	299 709 8831 832 8831
26		.000	172.27	35.76	.00	.00	877092000000883
27	██████████	804 29.550	1.00	.00	1.00	.00	299 709 8831 832 8831
		.000	29.55	.00	14.78	.00	877092000000883
	EMP SSN TOTALS:		7.66	1.34	1.00	.00	

M/S

CONFIDENTIAL

PBC 3

2 6F22-202-102705 --- DCAP DAILY VARIABLE TIME VERIFICATION REPORT --- PAGE 1

3 PR LOCN: 5510 CREW: 122 DATE: 10/24/05 COPY: 01 ACTION: 16:00:54

4 ***** ACCOUNT DISTRIBUTION *****

LN	CLK TIME	RT#	LOCATION/ADDRESS	JB RF	WO #	ER-ACCOUNT	LOC	V	CD
6	01 1200-1230	**	WORK HEADQUARTERS						12
7	02 1230-1430		TBO <i>2 hrs.</i>		8770	92	000.000	551	31
8	03 1500-1730		ROCK CREEK & KENWOOD <i>2 1/2 hrs.</i>	7751	8770	92	000.000	551	31
9	04 1800-2030		21068 FIRWOOD <i>2 1/2 hrs.</i>	1007	8770	92	000.000	551	31
10	05 2100-2140		8998 CR 769 <i>2/3 hrs.</i>	11299	8770	92	000.000	551	31
11			<i>(P-2) 7 2/3 hrs.</i>						

12 16 2215-2230 ** WORK HEADQUARTERS***** 11

13 ** CREW HOURS WRKD ** TOTL 10.2 REG 1.2 10.2 D.OT OT 89

14 ***** EMPLOYEE TIME *****

SS #	EMPLOYEE NAME	LV	CLS	EMPL HOURS			OTHER HOURS RPTD			TOTL OT
				REG	1.2	D.OT	PY	REG	1.2	
[REDACTED]	[REDACTED]		5E84		10.2					10.2
[REDACTED]	[REDACTED]		5E75	3.2	7.0		09	4.2		15.0

TOTL EMP HRS ***** 3.2 17.2 4.2 25.2

46-16

3

***** VEHICLES *****																
VEH	VEH	LN	HRS	PG	LN	HRS	PG	LN	HRS	PG	LN	HRS	PG	LN	HRS	PG
	9138															
	3878															

***** TEMP RELIEVING / SHIFT DIFF *****

SS #	EMPLOYEE NAME RELV	DESC	REG	1.2	D.OT	SD	REG	1.2	D.OT

REMARKS: _____

* SIGNED: _____ PR CLERK *

* APPROVED _____ SUPERVISOR *

COPY: 01 ACTION: PAGE 1

PR LOCN: 5510 CREW: 122 DATE: 10/24/05

46-16
3 2.1

297-120-7271

DATA ACCOUNT DISTRIBUTION ADJUST TRAIL REPORT FOR: 10/27/2005

---OVRT DISTRIBUTION---

3

EMPLOYEE DETAILS * INCLUDES: (ACCOUNT CODE TRAVEL TIME, HEADQUARTER TRAVEL, & HEADQUARTER TIME)

---CALCULATIONS---

4

OTHER TOTAL OF * RATED * PRO-

HOURS HOURS HOURS HOURS HOURS

5

SITE NR. TO ACCT NON-HOURS TOTL PRO- + SITE DIST

TRAVEL SITE TOTL

6

ACCOUNT CODE/ TRVL PRO- CODE PROD HOURS

HOURS HOURS HOURS

7

DISTRIBUION EAC HOURS RATE

-RATE HRS HOURS

8

NUM LOCK SOCIAL

HOURS HOURS HOURS

9

297 120 7271 819 7271

8.00 8.00

10

EMPLOYEE TOTAL-->

8.00 8.00

11

CREW RECAP

8.00 8.00

12

CREW TOTAL-->

8.00 8.00

13

297 121 2211 792 2211

6.50 6.50

14

EMPLOYEE TOTAL-->

14.50 14.50

15

CREW RECAP

6.50 6.50

16

00000232220089

8.00 8.00

17

CREW RECAP

6.50 6.50

18

297 121 2211 792 VEHICLE # 6556

6.50 6.50

19

VEHICLE TOTAL-->

6.50 6.50

20

297 121 5510 810 5510

22.00 22.00

21

EMPLOYEE TOTAL-->

22.00 22.00

22

297 121 5510 810 5510

22.00 22.00

23

EMPLOYEE TOTAL-->

22.00 22.00

24

CREW RECAP

44.00 44.00

25

CREW TOTAL-->

44.00 44.00

26

297 121 5510 810 VEHICLE # 8004

22.00 22.00

27

VEHICLE TOTAL-->

22.00 22.00

28

297 121 5510 810 VEHICLE # 3917

22.00 22.00

29

VEHICLE TOTAL-->

22.00 22.00

30

297 122 5510 810 5510

2.55 2.55

31

877092000000551

1.33 1.33

877092000000551

1.33 1.33

877092000000551

1.33 1.33

877092000000551

1.33 1.33

877092000000551

1.33 1.33

877092000000551

1.33 1.33

877092000000551

1.33 1.33

877092000000551

1.33 1.33

877092000000551

1.33 1.33

877092000000551

1.33 1.33

877092000000551

1.33 1.33

877092000000551

1.33 1.33

877092000000551

1.33 1.33

877092000000551

1.33 1.33

877092000000551

1.33 1.33

877092000000551

1.33 1.33

877092000000551

1.33 1.33

877092000000551

1.33 1.33

877092000000551

1.33 1.33

10/27/05

CONFIDENTIAL

(297-122-5510) DVTR ACCOUNT DISTRIBUTION AUDIT TRAIL REPORT FOR: 10/27/2085

EMPLOYEE DETAILS										CALCULATIONS			DVTR DISTRIBUTION					
* INCLUDES: (ACCOUNT CODE TRAVEL TIME, HEADQUARTER TRAVEL, & HEADQUARTER TIME)										TOTAL	OF	%	PRO-RATED	DIST	DIST	DIST		
DAY	CRM	CREW	WTH	EMP	SOCIAL	ACCOUNT CODE/	SITE	HR. TO	ACCT	NON-	HOURS	TOTL	PRO-	TRAVEL	SITE	TOTL		
NUM	LOCN	LOCN	LOCN	LOCN	SECURITY	DISTRIBUTION	EAC	PRO-RATE	CODE	PROCD	HOURS	HOURS	RATE	HOURS	HOURS	HOURS		
EMPLOYEE TOTAL-->										1.50	1.33		1.33	1.000	1.33	2.83	7.67	10.50
297	122	5510	810	5510		11	801	.50				.50	.800	.40	.40	2.00	2.40	
						877092000000551	801	.50				.50	.200	.10	.60	.50	1.10	
						877092000000551	804					.83	.387	.32	.32	2.00	2.32	
						877092000000551	804	.50				.83	.484	.40	.90	2.50	3.40	
						877092000000551	804	.50				.83	.129	.11	.81	.67	1.28	
						11	804	.83										
						000000232220089	801				4.50					4.50	4.50	
EMPLOYEE TOTAL-->										1.50	1.33	4.50	1.33	2.000	1.33	2.83	12.17	15.00
CREW RECAP																		
						11	804	2.16										
						877092000000551	804	2.50					2.16		4.66	12.84	17.50	
						11	801	.50										
						877092000000551	801	.50					.50		1.00	2.50	3.50	
						000000232220089	801				4.50					4.50	4.50	
CREW TOTAL-->										3.00	2.66	4.50			2.66	5.66	19.84	25.50
297	123	2211	792	2211		11	801	1.00										
						000000583100089	801					1.00	1.000	1.00	1.00		1.00	
						877092000000216	804									7.00	7.00	
						000000232220089	801				7.00					7.00	7.00	
EMPLOYEE TOTAL-->										1.00		7.00	1.00	1.000	1.00	1.00	14.00	15.00
297	123	2211	792	2211		877092000000216	804									7.00	7.00	
						000000232220089	801				8.00					8.00	8.00	
EMPLOYEE TOTAL-->												8.00					15.00	15.00
CREW RECAP																		
						11	801	1.00										
						000000583100089	801						1.00		1.00		1.00	
						877092000000216	804									14.00	14.00	
						000000232220089	801				15.00					15.00	15.00	
CREW TOTAL-->										1.00		15.00			1.00	1.00	29.00	30.00
297	123	2211	792	VEHICLE # 7258		11	645	1.00										
						877092000000216	645					1.00	1.000	1.00	1.00	7.00	8.00	
VEHICLE TOTAL-->												1.00	1.00	1.000	1.00	1.00	7.00	8.00
297	123	2211	792	VEHICLE # 8776		11	645	1.00										
						877092000000216	645					1.00	1.000	1.00	1.00	7.00	8.00	
VEHICLE TOTAL-->												1.00	1.00	1.000	1.00	1.00	7.00	8.00

46-16/3 P.1

P.1

CONFIDENTIAL

2
3
4
5
6
7
8
9
10
11
12
13
14
15
16
17
18
19
20
21
22
23
24
25
26
27
28
29
30

10-11-15
2-3

2 DVTR EMPLOYEE DETAIL REPORT FOR: 10/27/2005

3	EMP SSN	EAC	EMP RATE	REGULAR	PRO-TRVL	TIME & HALF	DOUBLE TIME	JUL DY/CREW NUM, LOC/BAT/EMP LOC				
4				HRS/AMTS	HRS/AMTS	HRS/AMTS	HRS/AMTS	DISTRIBUTION				
5				407.74	.00	91.39	.00					
6	██████	804	29.550	22.00	.00	.00	22.00	297	121	5510	810	5510
7			.000	650.10	.00	.00	650.10	877092000000551				
8	EMP SSN	TOTALS:		22.00	.00	.00	22.00					
9				650.10	.00	.00	650.10					
10	██████	804	28.120	22.00	.00	1.50	20.50	297	121	5510	810	5510
11			.000	618.64	.00	21.09	576.46	877092000000551				
12	EMP SSN	TOTALS:		22.00	.00	1.50	20.50					
13				618.64	.00	21.09	576.46					
14	██████	804	29.550	2.00	.35	2.35	.00	297	122	5510	810	5510
15			.000	59.10	10.34	34.72	.00	877092000000551				
16	██████	804	29.550	2.50	.93	3.43	.00	297	122	5510	810	5510
17			.000	73.88	27.48	50.67	.00	877092000000551				
18	██████	804	29.550	2.50	.93	3.43	.00	297	122	5510	810	5510
19			.000	73.88	27.48	50.67	.00	877092000000551				
20	██████	804	29.550	.67	.62	1.29	.00	297	122	5510	810	5510
21			.000	19.80	18.32	19.06	.00	877092000000551				
22	EMP SSN	TOTALS:		7.67	2.83	10.50	.00					
23				226.66 <i>A</i>	83.62 <i>A</i>	155.12	.00					
24	██████	801	28.120	2.00	.40	.00	.00	297	122	5510	810	5510
25			.000	56.24	11.25	.00	.00	877092000000551				
26	██████	801	28.120	.50	.60	.00	.00	297	122	5510	810	5510
27			.000	14.06	16.87	.00	.00	877092000000551				
28	██████	804	28.120	2.00	.32	2.32	.00	297	122	5510	810	5510
29			.000	56.24	9.00	32.62	.00	877092000000551				

CONFIDENTIAL

6/11/05

QW

A: Recalculated by staff.

2 DVTR EMPLOYEE DETAIL REPORT FOR: 10/27/2005

3 EMP SSN EAC EMP RATE REGULAR PRO-TRVL TIME & HALF DOUBLE TIME JUL DY/CREW NUM,LOC/BAT/EMP LOC

4 HRS/AMTS HRS/AMTS HRS/AMTS HRS/AMTS DISTRIBUTION

5	████████	804	28.120	2.50	.90	3.40	.00	297	122	5510	810	5510
6	████████		.000	70.30	25.31	47.80	.00	87709200000551				
7	████████	804	28.120	.67	.61	1.28	.00	297	122	5510	810	5510
8	████████		.000	18.84	17.15	18.00	.00	87709200000551				
9	████████	801	28.120	4.50	.00	.00	.00	297	122	5510		5510
10	████████		.000	126.54	.00	.00	.00	000000232220089				
11	EMP SSN	TOTALS:		12.17	2.83	7.00	.00					
12				342.22	79.58	98.42	.00					
13	████████	801	29.550	.00	1.00	.00	.00	297	123	2211	792	2211
14	████████		.000	.00	29.55	.00	.00	00000583100089				
15	████████	804	29.550	7.00	.00	7.00	.00	297	123	2211	792	2211
16	████████		.000	206.85	.00	103.43	.00	87709200000216				
17	████████	801	29.550	7.00	.00	.00	.00	297	123	2211		2211
18	████████		.000	206.85	.00	.00	.00	00000232220089				
19	EMP SSN	TOTALS:		14.00	1.00	7.00	.00					
20				413.70	29.55	103.43	.00					
21	████████	804	28.120	7.00	.00	7.00	.00	297	123	2211	792	2211
22	████████		.000	196.84	.00	98.42	.00	87709200000216				
23	████████	801	28.120	8.00	.00	.00	.00	297	123	2211		2211
24	████████		.000	224.96	.00	.00	.00	00000232220089				
25	EMP SSN	TOTALS:		15.00	.00	7.00	.00					
26				421.80	.00	98.42	.00					
27	████████	801	29.550	5.50	.50	.00	.00	297	123	5510	811	5510
28	████████		.000	162.52	14.78	.00	.00	87709200000551				
29	████████	804	29.550	6.00	.50	6.50	.00	297	123	5510	811	5510

CONFIDENTIAL

27
28
29
11/16/05
3
2.5

CONFIDENTIAL

BBC 4

DCAP Daily Variable Time Report

PR LOC'N.

8751

CREW:

255

DATE:

10-24-08

PAGE

01

ACCOUNT DISTRIBUTION

LN	CLOCK TIME	RT #	LOCATION / ADDRESS	JOB REF.	WO #	ER	ACCOUNT	LOC	CC
01	-		WORK HEADQUARTERS						11
02	600								
03	700-1500		NJO STORM		8770	92		8751	62
04	- 8 hrs.	(P)							
05	-								
06	-								
07	-								
08	-								
09	-								
10	-								
11	-								
12	-		10/28/05						
13	-		(P)						
14	-								
15	-								
16	-		WORK HEADQUARTERS						11

Total Clock Time	8	LESS Total Meal Time	/	TOTAL	8	REG.	8	1.2		D. OT		OT CODE
------------------	---	----------------------	---	-------	---	------	---	-----	--	-------	--	---------

EMPLOYEE TIME

SOC. SEC. NO.	CK DG	EMPLOYEE NAME	LV	CLASS CODE	EMP. HOURS			OTHER HOURS RPTD			OT CODE	OT MEALS			
					Reg	1.2	D. OT	PAY CODE	Reg	1.2		D. OT	PG	LN	ML
		[REDACTED]		5284	8			09							
		[REDACTED]		5275	8			09							

TOTAL EMPLOYEE HOURS: 16

VEHICLES

VEHICLE NUMBER	VEHICLE NUMBER	VEHICLE USED OTHER THAN CREW HOURS	VEHICLE NUMBER	ENTER LINE NO. FROM ACCOUNT DISTRIBUTION SECTION											
				LN	HRS	PG	LN	HRS	PG	LN	HRS	PG	LN	HRS	PG
8201															
9062															

TEMPORARY RELIEVING

SOC. SEC. NO.	CK DG	EMPLOYEE NAME	RELY CODE	RELY CLASS DESCRIPTION	REG	1.2	D. OT	SD CODE	REG	1.2	D. OT

REMARKS: DAY OF STORM

SIGNED: *Lochy Fisher*
RESPONSIBLE EMPLOYEE

APPROVED: *Arroyo*
SUPERVISOR

46-16 P-1
4

(297-251-8751) DVTR ACCOUNT DISTRIBUTION AUDIT TRAIL REPORT FOR: 10/28/2005

EMPLOYEE DETAILS

* INCLUDES:(ACCOUNT CODE TRAVEL TIME, HEADQUARTER TRAVEL, & HEADQUARTER TIME)

CALCULATIONS

DAY	CRW NUM	CREW LOCN	BTH LOCN	EMP LOCN	SOCIAL SECURITY	ACCOUNT CODE/DISTRIBUTION	EAC	SITE TRVL HR. TO PRO- RATE	ACCT CODE HOURS	OTHER NON-PROD HOURS	CALCULATIONS			DVTR DISTRIBUTION		
											TOTAL HOURS TO PRO-RATE	OF SITE HRS	% PRO-RATED HOURS	* PRO-RATED TRAVEL HOURS	DIST SITE HOURS	DIST TOTL HOURS
7	297	251	8751	8751		000000232220089	801			8.00					8.00	8.00
10	EMPLOYEE TOTAL-->										8.00			8.00	8.00	
12	297	252	8751	428	8751	000000232220089	801			16.00					16.00	16.00
13						877092000000875	804								5.00	5.00
13						000000232220089	801			8.00					8.00	8.00
14	EMPLOYEE TOTAL-->										8.00			13.00	13.00	
15	297	252	8751	8751		000000232220089	801			8.00					8.00	8.00
16	EMPLOYEE TOTAL-->										8.00			8.00	8.00	
17	297	252	8751	428	8751	877092000000875	804								4.00	4.00
18						000000232220089	801			8.00					8.00	8.00
19	EMPLOYEE TOTAL-->										8.00			12.00	12.00	
20						CREW RECAP									9.00	9.00
21						877092000000875	804								24.00	24.00
21						000000232220089	801			24.00					24.00	24.00
22	CREW TOTAL-->										24.00			33.00	33.00	
23	297	252	8751	428	VEHICLE # 8589	877092000000875	645								5.00	5.00
24	VEHICLE TOTAL-->													5.00	5.00	
25	297	252	8751	428	VEHICLE # 9221	877092000000875	645								5.00	5.00
26	VEHICLE TOTAL-->													5.00	5.00	
27	297	255	8751	8751		000000232220089	801			8.00					8.00	8.00
28	(REVERSAL) EMPLOYEE TOTAL-->										8.00			8.00	8.00	
29	297	255	8751	8751		000000232220089	801			8.00					8.00	8.00
30	(REVERSAL) EMPLOYEE TOTAL-->										8.00			8.00	8.00	
31						CREW RECAP									16.00	16.00
32	297	255	8751	8751		000000232220089	801			8.00					8.00	8.00
33	(CORRECTION) EMPLOYEE TOTAL-->										8.00			8.00	8.00	
34						CREW RECAP									8.00	8.00
35						000000232220089	801			8.00					8.00	8.00
36						MM 12.00 - 12.50 T= .00 S= .50									8.00	8.00
						877092000000536	801								8.00	8.00

33
34
35
36
16-16
8-2

2 DVTR EMPLOYEE DETAIL REPORT FOR: 10/28/2005

3	EMP SSN	EAC	EMP RATE	REGULAR	PRO-TRVL	TIME & HALF	DOUBLE TIME	JUL DY/CREW NUM,LOC/BAT/EMP LOC
4				HRS/AMTS	HRS/AMTS	HRS/AMTS	HRS/AMTS	DISTRIBUTION
5				337.44	.00	56.24	.00	
6	████████	801	28.120	8.00- ^(P-1)	.00	.00	.00	297 255 8751 8751
7			.000	224.96-	.00	.00	.00	000000232220089
8			EMP SSN TOTALS:	8.00-	.00	.00	.00	
9				224.96-	.00	.00	.00	
10	████████	801	29.550	8.00- ^(P-1)	.00	.00	.00	297 255 8751 8751
11			.000	236.40-	.00	.00	.00	000000232220089
12			EMP SSN TOTALS:	8.00-	.00	.00	.00	
13				236.40-	.00	.00	.00	
14	████████	801	29.550	8.00	.00	.00	.00	297 255 8751 8751
15			.000	236.40	.00	.00	.00	000000232220089
16			EMP SSN TOTALS:	8.00	.00	.00	.00	
17				236.40	.00	.00	.00	
18	████████	801	29.550	8.00	.00	.00	.00	297 261 5471 409 5471
19			.000	236.40	.00	.00	.00	877092000000536
20			EMP SSN TOTALS:	8.00	.00	.00	.00	
21				236.40	.00	.00	.00	
22	████████	801	28.120	8.00	.00	.00	.00	297 303 8751 8751
23			.000	224.96	.00	.00	.00	000000232220089
24			EMP SSN TOTALS:	8.00	.00	.00	.00	
25				224.96	.00	.00	.00	
26	████████	801	21.970	8.00	.00	.00	.00	297 303 8751 1072
27			.000	175.76	.00	.00	.00	000000232220089
			EMP SSN TOTALS:	8.00	.00	.00	.00	
				175.76	.00	.00	.00	

[Handwritten signature]

27
46-11
8-3

CONFIDENTIAL DCAP Daily Variable Time Report

2005
10-24-05

PR LOCN: 5271 CREW: 701 DATE: 10-24-05 PAGE:

ACCOUNT DISTRIBUTION

LN	CLOCK TIME	RT #	LOCATION / ADDRESS	JOB REF.	WO #	ER	ACCOUNT	LOC	CD
01	--		WORK HEADQUARTERS						11
02	0001-700		HURRICANE WILMA	✓	8770	92		566	31
03	--								
04	--								
05	--								
06	--								
07	--								
08	--								
09	--								
10	--								
11	--								
12	--								
13	--								
14	--								
15	--								
16	--		WORK HEADQUARTERS						11

Total Clock Time	<u>7</u>	LESS Total Meal Time	<u>0</u>	TOTAL	<u>7</u>	REG.	<u>1.2</u>	D. OT	<u>73</u>
------------------	----------	----------------------	----------	-------	----------	------	------------	-------	-----------

EMPLOYEE TIME

SOC. SEC. NO.	CK DC	EMPLOYEE NAME	LV	CLASS CODE	EMP. HOURS			OTHER HOURS RPTD			OT MEALS					
					REG	1.2	D. OT	PAY CODE	REG	1.2	D. OT	OT CODE	PG	LN	ML	
				5984	7											2

TOTAL EMPLOYEE HOURS: 7

VEHICLES

VEHICLE NUMBER	VEHICLE NUMBER	VEHICLE USED OTHER THAN CREW HOURS	VEHICLE NUMBER	ENTER LINE NO. FROM ACCOUNT DISTRIBUTION SECTION												
				LN	HRS	PG	LN	HRS	PG	LN	HRS	PG	LN	HRS	PG	
8345					7											

TEMPORARY RELIEVING

SOC. SEC. NO.	CK DC	EMPLOYEE NAME	RELV CODE	RELV CLASS DESCRIPTION	REQ	1.2	D. OT	SD CODE	REQ	1.2	D. OT
								50		7	

REMARKS: _____

SIGNED: [Signature] RESPONSIBLE EMPLOYEE

APPROVED: [Signature] SUPERVISOR

2
3
4
5
6
7
8

9
10
11
12
13

14
15
16
17
18
19
20
21
22

46-16
5
P-1

OVTR EMPLOYEE DETAIL REPORT FOR: 10/25/2005

EMP SSN EAC EMP RATE REGULAR HRS/AMTS PRO-TRVL HRS/AMTS TIME & HALF DOUBLE TIME JUL DY/CREW NUM, LOC/BAT/EMP LOC

HRS/AMTS HRS/AMTS HRS/AMTS DISTRIBUTION

5		.000	196.84	.00	.00	.00	.00	.00	877092000000415		
6	801	28.120	1.00	.00	.00	.00	.00	.00	298 550 4151	4151	
7		.000	28.12	.00	.00	.00	.00	.00	000000232220086		
8			8.00	.00	.00	.00	.00	.00			
9			224.96	.00	.00	.00	.00	.00			
10	804	28.120	8.50	.00	.00	.00	8.50	298 623 2311 708	2311	2311	
11		.000	239.02	.00	.00	.00	.00	.00	877092000000119		
12	801	28.120	7.50	.00	.00	.00	.00	.00	298 623 2311	2311	
13		.000	210.90	.00	.00	.00	.00	.00	000000232220089		
14			16.00	.00	.00	.00	.00	8.50			
15			449.92	.00	.00	.00	.00	239.02			
16	804	28.120	8.50	.00	.00	.00	8.50	298 624 2311 708	2311	2311	
17		.000	239.02	.00	.00	.00	.00	.00	877092000000119		
18	801	28.120	7.50	.00	.00	.00	.00	.00	298 624 2311	2311	
19		.000	210.90	.00	.00	.00	.00	.00	000000232220089		
20			16.00	.00	.00	.00	.00	8.50			
21			449.92	.00	.00	.00	.00	239.02			
22	804	29.550	7.00	.00	.00	.00	7.00	298 701 5271 720	5271	5271	
23		.000	206.85	.00	.00	.00	.00	.00	877092000000566		
24			7.00	.00	.00	.00	.00	.00			
25			206.85	.00	.00	.00	.00	.00			
26	801	28.120	7.00	.00	.00	.00	.00	.00	298 702 5471 727	5471	
27		.000	196.84	.00	.00	.00	.00	.00	933290000000547		
28			7.00	.00	.00	.00	.00	.00			
29			196.84	.00	.00	.00	.00	.00			

CONFIDENTIAL

1 2 3 4

5 6 7

8

9

10

11

12

13

14

15

16

17

18

19

20

21

22

23

24

25

26

27

28

29

30

31

32

33

34

35

36

37

38

39

40

41

42

43

44

45

46

47

48

49

50

51

52

53

54

55

56

57

58

59

60

61

62

63

64

65

66

67

68

69

70

71

72

73

74

75

76

77

78

79

80

81

82

83

84

85

86

87

88

89

90

91

92

93

94

95

96

97

98

99

100

101

102

103

104

105

106

107

108

109

110

111

112

113

114

115

116

117

118

119

120

121

122

123

124

125

126

127

128

129

130

131

132

133

134

135

136

137

138

139

140

141

142

143

144

145

146

147

148

149

150

151

152

153

154

155

156

157

158

159

160

161

162

163

164

165

166

167

168

169

170

(298-624-2311)

DVTR ACCOUNT DISTRIBUTION AUDIT TRAIL REPORT FOR: 10/25/2005

EMPLOYEE DETAILS

* INCLUDES: (ACCOUNT CODE TRAVEL TIME, HEADQUARTER TRAVEL, & HEADQUARTER TIME)

CALCULATIONS

DVTR DISTRIBUTION

DAY	CRW NUM	CREW LOGN	BTH LOCN	EMP LOCN	SOCIAL SECURITY	ACCOUNT CODE/ DISTRIBUTION	EAC	SITE TRVL HOURS	HR. TO PRO- RATE	ACCT CODE HOURS	NON-PROC HOURS	OTHER	CALCULATIONS			DVTR DISTRIBUTION			
													TOTAL HOURS	OF SITE HRS	% PRO-RATED HOURS	PRO-RATED TRAVEL HOURS	SITE HOURS	DIST. TOTL HOURS	
9	298	624	2311	708	VEHICLE # 6529	87709200000119	645										8.50	8.50	
					VEHICLE TOTAL-->												8.50	8.50	
11	298	701	5271	720	5271	87709200000566	804										7.00	7.00	
					EMPLOYEE TOTAL-->												7.00	7.00	
13					CREW RECAP	87709200000566	804										7.00	7.00	
					CREW TOTAL-->												7.00	7.00	
15	298	701	5271	720	VEHICLE # 5005	87709200000566	645										7.00	7.00	
					VEHICLE TOTAL-->												7.00	7.00	
17	298	701	5271	720	VEHICLE # 8345	87709200000566	645										7.00	7.00	
					VEHICLE TOTAL-->												7.00	7.00	
19	298	702	5471	727	5471	93329000000547	801										7.00	7.00	
					EMPLOYEE TOTAL-->												7.00	7.00	
21	298	702	5471	5471		000000232220089	801				8.00						8.00	8.00	
					EMPLOYEE TOTAL-->						8.00						8.00	8.00	
23					CREW RECAP	93329000000547	801										7.00	7.00	
24						000000232220089	801				8.00						8.00	8.00	
					CREW TOTAL-->						8.00						15.00	15.00	
26	298	702	5471	727	VEHICLE # 8508	93329000000547	645										7.00	7.00	
					VEHICLE TOTAL-->												7.00	7.00	
28	298	702	5471	727	VEHICLE # 9633	93329000000547	645										7.00	7.00	
					VEHICLE TOTAL-->												7.00	7.00	
30	298	704	2311	709	2311	87709200000119	804									1.00	15.00	16.00	
						11	804		1.00										
						000000232220089	801				8.00						8.00	8.00	
					EMPLOYEE TOTAL-->				1.00		8.00						1.00	23.00	24.00

CONFIDENTIAL

1
2
3
4
5
6
7
8

10

11

12

13

14

15

16

17

18

19

20

21

22

23

24

25

26

27

28

29

30

46-115

2.3

CONFIDENTIAL

DCAP Daily Variable Time Report

PR LOC'N. 5271 CREW: 701 DATE: 10-24-05 PAGE

2
3
4
5
6
7
8
9
10
11
12
13
14
15
16
17
18
19
20
21
22
23
24
25
26
27
28
29
30
31
32
33
34
35
36
37
38
39

ACCOUNT DISTRIBUTION									
LN	CLOCK TIME	RT #	LOCATION / ADDRESS	JOB REF.	WO #	ER	ACCOUNT	LOC	CD
01	--		WORK HEADQUARTERS						11
02	1500-0000		HURRICANE WILMA		8770	92		566	31
03	24-15 = 9 hrs. (D)								
04	--								
05	--								
06	--								
07	--								
08	--								
09	--								
10	--								
11	--								
12	--								
13	--								
14	--								
15	--								
16	--		WORK HEADQUARTERS						11

Total Clock Time	<u>9</u>	LESS Total Meal Time	<u>0</u>	TOTAL	<u>9</u>	REG.	<u> </u>	1.2	<u> </u>	D. OT	<u> </u>	OT CODE	<u>73</u>
------------------	----------	----------------------	----------	-------	----------	------	-----------------	-----	-----------------	-------	-----------------	---------	-----------

EMPLOYEE TIME													
SOC. SEC. NO.	CK DG	EMPLOYEE NAME	LV	CLASS CODE	EMP. HOURS			OTHER HOURS RPTD			OT MEALS		
					Reg	1.2	D. OT	PAY CODE	Reg	1.2	D. OT	PG	LN
					8	1.2	1.2						

VEHICLES															
VEHICLE NUMBER	VEHICLE NUMBER	VEHICLE USED OTHER THAN CREW HOURS	VEHICLE NUMBER	ENTER LINE NO. FROM ACCOUNT DISTRIBUTION SECTION											
				LN	HRS	PG	LN	HRS	PG	LN	HRS	PG	LN	HRS	PG
<u>8345</u>															

TEMPORARY RELIEVING												
SOC. SEC. NO.	CK DG	EMPLOYEE NAME	RELV CODE	RELV CLASS DESCRIPTION	REG	1.2	D. OT	SO CODE	REG	1.2	D. OT	

REMARKS: _____

SIGNED: [Signature] RESPONSIBLE EMPLOYEE

APPROVED: [Signature] SUPERVISOR

46-16 9.1
6

3 (297-701-4411) DVTR ACCOUNT DISTRIBUTION AUDIT TRAIL REPORT FOR: 10/25/2005

EMPLOYEE DETAILS										CALCULATIONS			DVTR DISTRIBUTION				
* INCLUDES: (ACCOUNT CODE TRAVEL TIME, HEADQUARTER TRAVEL, & HEADQUARTER TIME)										TOTAL	OF	*	* PRO-	DIST	DIST	DIST	
DAY	CRW	CREW	BTH	EMP	SOCIAL	ACCOUNT CODE/	SITE	HR. TO	ACCT	OTHER	HOURS	TOTL	PRO-	* PRO-	+ SITE	DIST	DIST
NUM	LOCN	LOCN	LOCN	SECURITY	DISTRIBUTION	EAC	TRVL	PRO-	CODE	NON-	TO PRO	SITE	RATED	TRAVEL	SITE	TOTL	TOTL
							HOURS	RATE	HOURS	PROD	-RATE	HRS	HOURS	HOURS	HOURS	HOURS	HOURS
						CREW RECAP	877092000000441	804								42.00	42.00
							709842000000441	804	.67					.67	1.33	2.00	
						CREW TOTAL-->			.67					.67	43.33	44.00	
12	297	701	4411	712	VEHICLE # 8610		709842000000441	645							.83	.83	
13							709842000000441	645	.67					.67	.50	1.17	
14							877092000000441	645							20.00	20.00	
15						VEHICLE TOTAL-->			.67					.67	21.33	22.00	
16	297	701	5271	720	5271		877092000000566	801							8.00	8.00	
17							877092000000566	804							1.00	1.00	
18						EMPLOYEE TOTAL-->									9.00	9.00	
19						CREW RECAP	877092000000566	801							8.00	8.00	
20							877092000000566	804							1.00	1.00	
21						CREW TOTAL-->									9.00	9.00	
22	297	701	5271	720	VEHICLE # 5005		877092000000566	645							9.00	9.00	
						VEHICLE TOTAL-->									9.00	9.00	
	297	701	5271	720	VEHICLE # 8345		877092000000566	645							9.00	9.00	
						VEHICLE TOTAL-->									9.00	9.00	
	297	701	5361	724	5361		877092000000536	804							16.00	16.00	
						EMPLOYEE TOTAL-->									16.00	16.00	
						CREW RECAP	877092000000536	804							16.00	16.00	
						CREW TOTAL-->									16.00	16.00	
30	297	701	5361	724	VEHICLE # 8697		877092000000536	645							16.00	16.00	
31						VEHICLE TOTAL-->									16.00	16.00	
32	297	701	5361	724	VEHICLE # 9895		877092000000536	645							16.00	16.00	
						VEHICLE TOTAL-->									16.00	16.00	
34	297	701	5471	727	5471		877092000000536	804							22.00	22.00	
35						EMPLOYEE TOTAL-->									22.00	22.00	

CONFIDENTIAL

46-16

812

DVTR EMPLOYEE DETAIL REPORT FOR: 10/25/2005

	EMP SSN	EAC	EMP RATE	REGULAR	PRO-TRVL	TIME & HALF	DOUBLE TIME	JUL DY/CREW NUM, LOC/BAT/EMP LOC	DISTRIBUTION
				HRS/AMTS	HRS/AMTS	HRS/AMTS	HRS/AMTS		
5	EMP SSN TOTALS:			20.00	.00	.00	20.00		
6	██████████	804	28.120	591.00	.00	.00	591.00		
7	██████████	804	28.120	2.00	.00	.00	2.00	297	701 4411 712 4411
8	EMP SSN TOTALS:		.000	56.24	.00	.00	56.24	877092000000441	
9	██████████	804	28.120	2.00	.00	.00	2.00		
10	██████████	804	28.120	56.24	.00	.00	56.24		
11	██████████	804	28.120	.83	.00	.00	.83	297	701 4411 712 4411
12	██████████	804	28.120	23.34	.00	.00	23.34	709842000000441	
13	██████████	804	28.120	.50	.67	.00	1.17	297	701 4411 712 4411
14	██████████	804	28.120	14.06	18.84	.00	32.90	709842000000441	
15	██████████	804	28.120	20.00	.00	.00	20.00	297	701 4411 712 4411
16	██████████	804	28.120	562.40	.00	.00	562.40	877092000000441	
17	EMP SSN TOTALS:			21.33	.67	.00	22.00		
18	██████████	801	29.550	599.80	18.84	.00	618.64		
19	██████████	801	29.550	8.00	.00	.00	.00	297	701 5271 720 5271
20	██████████	804	29.550	236.40	.00	.00	.00	877092000000566	
21	██████████	804	29.550	1.00	.00	1.00	.00	297	701 5271 720 5271
22	██████████	804	29.550	29.55	.00	14.78	.00	877092000000566	
23	EMP SSN TOTALS:		.000	9.00	.00	1.00	.00		
24	██████████	804	29.550	265.95	.00	14.78	.00		
25	██████████	804	29.550	16.00	.00	8.00	8.00	297	701 5361 724 5361
26	██████████	804	29.550	472.80	.00	118.20	236.40	877092000000536	
27	EMP SSN TOTALS:			16.00	.00	8.00	8.00		
28	██████████	804	29.550	472.80	.00	118.20	236.40		
29	██████████	804	29.550	22.00	.00	.00	22.00	297	701 5471 727 5471

$\frac{46}{6} = 7\frac{2}{3}$
 P. 3

CONFIDENTIAL

DCAP Daily Variable Time Report

PBC 2
PAGE 1

PR LOC#

8801

CREW:

313

DATE:

10/24/05

PAGE

1

ACCOUNT DISTRIBUTION

LN	CLOCK TIME	RT #	LOCATION / ADDRESS	JOB REF.	WO #	ER	ACCOUNT	LOG	OD
01	-		WORK HEADQUARTERS						11
02	0001-430	4.5	6921 MIA LAKE WAY	T-602	7209	44		880	31
03	430-2250	1.5	STORM		8770	92		880	31
04	-	0.2							
05	-								
06	-								
07	-								
08	-								
09	-								
10	-								
11	-								
12	-								
13	-								
14	-								
15	-								
16	-		WORK HEADQUARTERS						11

Total Clock Time	22	LESS Total Meal Time	/	TOTAL	22	REG.	6	1.2	7	D. OT	9	OT CODE	80
------------------	----	----------------------	---	-------	----	------	---	-----	---	-------	---	---------	----

EMPLOYEE TIME

SOC. SEC. NO.	CK DG	EMPLOYEE NAME	LV	CLASS CODE	EMP. HOURS			OTHER HOURS RPTD			OT MEALS					
					Reg	1.2	D. OT	PAY CODE	Reg	1.2	D. OT	OT CODE	PG	LN	ML	
				SE84	6	7	7	01		2			1	3	5	
				SE75		6								1	3	1
				SE75				09	8							

TOTAL EMPLOYEE HOURS:

VEHICLES

VEHICLE NUMBER	VEHICLE NUMBER	VEHICLE USED OTHER THAN CREW HOURS	VEHICLE NUMBER	ENTER LINE NO. FROM ACCOUNT DISTRIBUTION SECTION													
				LN	HRS	PG	LN	HRS	PG	LN	HRS	PG	LN	HRS	PG		
8357																	
9235																	
6721																	

TEMPORARY RELIEVING

SOC. SEC. NO.	CK DG	EMPLOYEE NAME	RELV CODE	RELV CLASS DESCRIPTION	REQ	1.2	D. OT	SD CODE	REQ	1.2	D. OT

REMARKS: CALL-OUT 2100 10/23/05 BENTON
1700-1500 - reg time @ double

SIGNED: Terry O B... RESPONSIBLE EMPLOYEE

APPROVED: [Signature] SUPERVISOR

116-16 P.1
7

(297-312-7161)

DYTR ACCOUNT DISTRIBUTION AUDIT TRAIL REPORT FOR: 10/28/2005

EMPLOYEE DETAILS

* INCLUDES: (ACCOUNT CODE TRAVEL TIME, HEADQUARTER TRAVEL, & HEADQUARTER TIME)

CALCULATIONS

DYTR DISTRIBUTION

DAY	CRJ NUM	CREW LOCH	BTH LOCH	ENP SECURITY	SOCIAL SECURITY	ACCOUNT CODE/ DISTRIBUTION	EAC	SITE TRVL HR. TO PRO- HOURS	ACCT CODE HOURS	NON-PROD HOURS	OTHER	CALCULATIONS			DISTRIBUTION		
												TOTAL HOURS	OF PRO-SITE HRS	% PRO-RATED HOURS	PRO-RATED TRAVEL HOURS	DIST SITE HOURS	DIST TOTL HOURS
						CREW RECAP		87709200000716 801								24.00	24.00
								87709200000716 804								18.00	18.00
						CREW TOTAL-->										42.00	42.00
	297	312	7161	862	VEHICLE # 8678			87709200000716 645								8.00	8.00
					MM 12.50 - 13.00 T= .00 S= .50			87709200000716 645								6.00	6.00
						VEHICLE TOTAL-->										14.00	14.00
	297	312	7161	862	VEHICLE # 8220			87709200000716 645								8.00	8.00
					MM 12.50 - 13.00 T= .00 S= .50			87709200000716 645								6.00	6.00
						VEHICLE TOTAL-->										14.00	14.00
	297	312	8801	880				000000232220089 801			8.00					8.00	8.00
						EMPLOYEE TOTAL-->					8.00					8.00	8.00
						CREW RECAP		000000232220089 801			8.00					8.00	8.00
	297	313	8801	873	8801			72094400000880 801								4.50	4.50
								87709200000880 801								1.50	1.50
								87709200000880 804								16.00	16.00
						EMPLOYEE TOTAL-->										22.00	22.00
	297	313	8801	873	8801			87709200000880 804								6.00	6.00
						EMPLOYEE TOTAL-->										6.00	6.00
	297	313	8801	8801				000000232220089 801			8.00					8.00	8.00
						EMPLOYEE TOTAL-->					8.00					8.00	8.00
						CREW RECAP		72094400000880 801								4.50	4.50
								87709200000880 801								1.50	1.50
								87709200000880 804								22.00	22.00
								000000232220089 801			8.00					8.00	8.00
						CREW TOTAL-->					8.00					36.00	36.00
	297	313	8801	873	VEHICLE # 8357			72094400000880 645								4.50	4.50
								87709200000880 645								17.50	17.50
						VEHICLE TOTAL-->										22.00	22.00

1
2
3
4
5
6
7
8
9
10
11
12
13
14
15
16
17
18
19
20
21
22
23
24
25
26
27
28
29
30
31
32
33
34
35
36

CONFIDENTIAL

922

2 DVTR EMPLOYEE DETAIL REPORT FOR: 10/28/2005

3	EMP SSN	EAC	EMP RATE	REGULAR	PRD-TRVL	TIME & HALF	DOUBLE TIME	JUL DY/CREW NUM, LOC/BAT/CMP LOC				
4				HRS/AMTS	HRS/AMTS	HRS/AMTS	HRS/AMTS	DISTRIBUTION				
5				236.40	.00	.00	.00					
6	[REDACTED]	801	28.120	8.00	.00	.00	.00	297	312	7161	862	7161
7			.000	224.96	.00	.00	.00	877092000000716				
8	[REDACTED]	804	28.120	6.00	.00	6.00	.00	297	312	7161	862	7161
9			.000	168.72	.00	84.36	.00	877092000000716				
10	EMP SSN TOTALS:			14.00	.00	6.00	.00					
11				393.68	.00	84.36	.00					
12	[REDACTED]	801	28.120	8.00	.00	.00	.00	297	312	7161	862	7161
13			.000	224.96	.00	.00	.00	877092000000716				
14	[REDACTED]	804	28.120	6.00	.00	6.00	.00	297	312	7161	862	7161
15			.000	168.72	.00	84.36	.00	877092000000716				
16	EMP SSN TOTALS:			14.00	.00	6.00	.00					
17				393.68	.00	84.36	.00					
18	[REDACTED]	801	28.120	8.00	.00	.00	.00	297	312	7161	862	7161
19			.000	224.96	.00	.00	.00	877092000000716				
20	[REDACTED]	804	28.120	6.00	.00	6.00	.00	297	312	7161	862	7161
21			.000	168.72	.00	84.36	.00	877092000000716				
22	EMP SSN TOTALS:			14.00	.00	6.00	.00					
23				393.68	.00	84.36	.00					
24	[REDACTED]	801	28.120	8.00	.00	.00	.00	297	312	8801	873	8801
25			.000	224.96	.00	.00	.00	000000232220089				
26	EMP SSN TOTALS:			8.00	.00	.00	.00					
27				224.96	.00	.00	.00					
28	[REDACTED]	801	29.550	4.50	.00	.00	.00	297	313	8801	873	8801
29			.000	132.98	.00	.00	.00	720944000000880				

CONFIDENTIAL

26
27
28
29
23

2

DVTR EMPLOYEE DETAIL REPORT FOR: 10/28/2005

3	EMP SSN	EAC	EMP RATE	REGULAR	PRO-TRVL	TIME & HALF	DOUBLE TIME	JUL DT/CREW NUM,LOC/BAT/EMP LOC
4				HRS/AMTS	HRS/AMTS	HRS/AMTS	HRS/AMTS	DISTRIBUTION
5	██████████	801	29.550	1.50	.00	.00	.00	297 313 8801 873 8801
6			.000	44.33	.00	.00	.00	877092000000880
7	██████████	804	29.550	16.00	.00	7.00	9.00	297 313 8801 873 8801
8			.000	472.80	.00	103.43	265.95	877092000000880
9	EMP SSN	TOTALS:		22.00	P-1	.00	7.00	9.00
10				650.11	.00	103.43	265.95	
11	██████████	804	28.120	6.00	P-1	.00	6.00	.00 297 313 8801 873 8801
12			.000	168.72	.00	84.36	.00	877092000000880
13	EMP SSN	TOTALS:		6.00	.00	6.00	.00	
14				168.72	.00	84.36	.00	
15	██████████	801	28.120	8.00	P-1	.00	.00	.00 297 313 8801 8801
16			.000	224.96	.00	.00	.00	000000232220089
17	EMP SSN	TOTALS:		8.00	.00	.00	.00	
18				224.96	.00	.00	.00	
19	██████████	801	29.550	.00	3.00	.00	.00	.00 297 314 7161 862 7161
20			.000	.00	88.65	.00	.00	000000583100089
21	██████████	804	29.550	3.83	2.26	6.09	.00	.00 297 314 7161 862 7161
22			.000	113.18	66.78	89.98	.00	877092000000716
23	██████████	804	29.550	.12	.29	.41	.00	.00 297 314 7161 862 7161
24			.000	3.55	8.57	6.05	.00	877092000000716
25	██████████	801	29.550	5.00	.00	.00	.00	.00 297 314 7161 7161
26			.000	147.75	.00	.00	.00	000000232220089
27	EMP SSN	TOTALS:		8.95	5.55	6.50	.00	
28				264.48	164.00	96.03	.00	
29	██████████	801	28.400	8.00	.00	.00	.00	.00 297 321 8801 873 8801

CONFIDENTIAL

27
28
29

10/28/05
F

8.1
1/6-16
3

LN	CLOCK TIME	RT#	LOCATION / ADDRESS	JOB REF.	WO #	ER	ACCOUNT	LOC	CD
01			WORK HEADQUARTERS						11
02	0600-0800		WORKING TROUSERS		8220		9A		566 30
03	0800-0830								
04	0830-0900								
05									
06									
07									
08									
09									
10									
11									
12									
13									
14									
15									
16									
17									
18									
19									
20									
21									
22									
23									
24									
25									
26									
27									
28									
29									
30									
31									
32									
33									
34									
35									
36									
37									
38									
39									
40									
41									
42									

42
41
40
39
38
37
36
35
34
33
32
31
30
29
28
27
26
25
24
23
22
21
20
19
18
17
16
15
14
13
12
11
10
9
8
7
6
5
4
3
2
1

CONFIDENTIAL

DCAP Daily Variable Time Report

PR LOCN. 5661 CREW: 206 DATE: 10-24-05 PAGE

PBC 8

REMARKS: *the per conversion of Sub Stewart + Jerry
 ETC. signed per straight time for day crew
 1400-2100 time change and from 6-8:50 code 09
 Due to hardware outage on-call at 600

SIGNED: [Signature]
 RESPONSIBLE EMPLOYEE: [Signature]
 APPROVED: [Signature]
 SUPERVISOR: [Signature]
 DT 27 2005

(297-204-2081) DVTR ACCOUNT DISTRIBUTION AUDIT TRAIL REPORT FOR: 10/27/2005

EMPLOYEE DETAILS										CALCULATIONS			DVTR DISTRIBUTION					
* INCLUDES: (ACCOUNT CODE TRAVEL TIME, HEADQUARTER TRAVEL, & HEADQUARTER TIME)										TOTAL	OF	PRO-	* PRO-	SITE	DIST	DIST		
DAY	CRW	CREW	BTH	EMP	SOCIAL	ACCOUNT CODE/	SITE	HR. TO	ACCT	OTHER	HOURS	TOTL	PRO-	* PRO-	SITE	DIST	DIST	
NUM	LOCN	LOCN	LOCN	SECURITY	DISTRIBUTION	EAC	TRVL	PRO-	CODE	PROD	-RATE	SITE	RATED	HOURS	HOURS	HOURS	HOURS	
							HOURS	RATE	HOURS	HOURS		HRS	HOURS		HOURS	HOURS	HOURS	
297	204	2081	791	VEHICLE # 2108		877092000000151		645								8.00	8.00	
						877092000000151		645								8.00	8.00	
VEHICLE TOTAL-->																16.00	16.00	
297	204	4161	797	4161		877092000000416		801								8.00	8.00	
						877092000000416		804								6.50	6.50	
EMPLOYEE TOTAL-->																14.50	14.50	
297	204	4161	797	4161		877092000000416		801								8.00	8.00	
						877092000000416		804								6.50	6.50	
EMPLOYEE TOTAL-->																14.50	14.50	
CREW RECAP						877092000000416		801								16.00	16.00	
						877092000000416		804							13.00	13.00		
CREW TOTAL-->																29.00	29.00	
297	204	4161	797	VEHICLE # 8904		877092000000416		645								14.50	14.50	
VEHICLE TOTAL-->																14.50	14.50	
297	205	4476	802	4476		877092000000441		804								1.50-	1.50-	
						877092000000441		804	.33-						.33-	.34-	.67-	
						877092000000441		804							5.83-	5.83-		
(REVERSAL) EMPLOYEE TOTAL-->																.33-	7.67-	8.00-
CREW RECAP						877092000000441		804	.33-						.33-	7.67-	8.00-	
(REVERSAL) CREW TOTAL-->																.33-	7.67-	8.00-
297	205	4476	802	VEHICLE # 8975		877092000000441		645								1.50-	1.50-	
						877092000000441		645	.33-						.33-	.34-	.67-	
						877092000000441		645							5.83-	5.83-		
(REVERSAL) VEHICLE TOTAL-->																.33-	7.67-	8.00-
297	205	4476	802	VEHICLE # 9916		877092000000441		645								1.50-	1.50-	
						877092000000441		645	.33-						.33-	.34-	.67-	
						877092000000441		645							5.83-	5.83-		
(REVERSAL) VEHICLE TOTAL-->																.33-	7.67-	8.00-
297	206	5661	813	5661		877092000000566		801								5.50	5.50	
						877092000000566		804								6.50	6.50	
						000000232220089		801				2.50				2.50	2.50	

1
2
3
4
5
6
7
8
9
10
11
12
13
14
15
16
17
18
19
20
21
22
23
24
25
26
27
28
29
30
31
32
33
34
35
36
37
46-16
P2

(297-206-5661) DVTR ACCOUNT DISTRIBUTION AUDIT TRAIL REPORT FOR: 10/27/2005

EMPLOYEE DETAILS										CALCULATIONS			DVTR DISTRIBUTION					
* INCLUDES: (ACCOUNT CODE TRAVEL TIME, HEADQUARTER TRAVEL, & HEADQUARTER TIME)										TOTAL	%	*	* PRO-RATED	DIST	DIST			
DAY	CRW NUM	CREW LOCN	BTH LOCN	EMP LOCN	SOCIAL SECURITY	ACCOUNT CODE/ DISTRIBUTION	EAC	SITE TRVL HOURS	HR TO PRO-RATE	ACCT CODE HOURS	NON-PROD HOURS	TO PRO-RATE	SITE HRS	RATED HOURS	+ SITE TRAVEL HOURS	DIST SITE HOURS	DIST TOTL HOURS	
EMPLOYEE TOTAL-->										2.50				14.50	14.50			
297	206	5661	813	5661		877092000000566		801							5.50	5.50		
						877092000000566		804							6.50	6.50		
						000000232220089		801			2.50				2.50	2.50		
EMPLOYEE TOTAL-->										2.50				14.50	14.50			
CREW RECAP																11.00	11.00	
						877092000000566		801							13.00	13.00		
						877092000000566		804							5.00	5.00		
						000000232220089		801			5.00				5.00	5.00		
CREW TOTAL-->										5.00				29.00	29.00			
297	206	5661	813			877092000000566		VEHICLE # 3137		645					12.00	12.00		
VEHICLE TOTAL-->														12.00	12.00			
297	206	5661	813			877092000000566		VEHICLE # 8635		645					12.00	12.00		
VEHICLE TOTAL-->														12.00	12.00			
297	208	4161	797	4161		11				804	.50				.50	4.50	5.00	
						877092000000416		804				.50	1.000	.50	.50	8.00	8.00	
						000000232220089		801			8.00				8.00	8.00		
EMPLOYEE TOTAL-->												.50	8.00	.50	12.50	13.00		
297	208	4161	797	4161		11				804	.50				.50	4.50	5.00	
						877092000000416		804				.50	1.000	.50	.50	8.00	8.00	
						000000232220089		801			8.00				8.00	8.00		
EMPLOYEE TOTAL-->												.50	8.00	.50	12.50	13.00		
CREW RECAP													1.00		1.00	9.00	10.00	
						877092000000416		804					1.00		16.00	16.00		
						000000232220089		801			16.00				16.00	16.00		
CREW TOTAL-->												1.00	16.00	1.00	25.00	26.00		
297	208	4161	797			11				645	.50				.50	4.50	5.00	
						877092000000416		645				.50	1.000	.50	.50	4.50	5.00	
VEHICLE TOTAL-->												.50	1.000	.50	.50	4.50	5.00	
297	209	5311	809	5311		877092000000536		801							2.50	2.50		
						877092000000536		804							10.00	10.00		
						000000232220089		801			3.00				3.00	3.00		

1
2
3
4
5
6
7
8
9
10
11
12
13
14
15
16
17
18
19
20
21
22
23
24
25
26
27
28
29
30
31
32
33
34
35
36
37

68

DVTR EMPLOYEE DETAIL REPORT FOR: 10/27/2005

1
2
3
4

5
6
7

8
9

10

11

12

13

14

15

16

17

18

19

20

21

22

23

24

25

26

27

28

EMP SSN	EAC	EMP RATE	REGULAR HRS/AMTS	PRO-TRVL HRS/AMTS	TIME & HALF HRS/AMTS	DOUBLE TIME HRS/AMTS	JUL DY/CREW NUM,LOC/BAT/EMP LOC DISTRIBUTION
		.000	10.05-	9.75-	.00	19.80-	877092000000441
██████████	804	29.550	5.83-	.00	.00	5.83-	297 205 4476 802 4476
		.000	172.28-	.00	.00	172.27-	877092000000441
EMP SSN TOTALS:			7.67-	.33-	.00	8.00-	
			226.66-	9.75-	.00	236.39-	
██████████	801	28.120	5.50	.00	.00	.00	297 206 5661 813 5661
		.000	154.66	.00	.00	.00	877092000000566
██████████	804	28.120	6.50	.00	6.50	.00	297 206 5661 813 5661
		.000	182.78	.00	91.39	.00	877092000000566
██████████	801	28.120	2.50	.00	.00	.00	297 206 5661 5661
		.000	70.30	.00	.00	.00	000000232220089
EMP SSN TOTALS:			14.50	.00	6.50	.00	
			407.74	.00	91.39	.00	
██████████	801	29.550	5.50	.00	.00	.00	297 206 5661 813 5661
		.000	162.53	.00	.00	.00	877092000000566
██████████	804	29.550	6.50	.00	6.50	.00	297 206 5661 813 5661
		.000	192.08	.00	96.03	.00	877092000000566
██████████	801	29.550	2.50	.00	.00	.00	297 206 5661 5661
		.000	73.88	.00	.00	.00	000000232220089
EMP SSN TOTALS:			14.50	.00	6.50	.00	
			428.49	.00	96.03	.00	
██████████	804	28.400	4.50	.50	5.00	.00	297 208 4161 797 4161
		.000	127.80	14.20	71.00	.00	877092000000416
██████████	801	28.400	8.00	.00	.00	.00	297 208 4161 4161
		.000	227.20	.00	.00	.00	000000232220089

P.1

P.1

9/16/11

P.1



2 6F22-202-102705 --- DCAP DAILY VARIABLE TIME VERIFICATION REPORT --- PAGE 1
3 PR LOCN: 5761 CREW: 104 DATE: 10/26/05 COPY: 01 ACTION: 18:51:43

4 ***** ACCOUNT DISTRIBUTION *****
5 LN CLK TIME RT# LOCATION/ADDRESS JB RF WO #-ER-ACCOUNT-LOC V CD

6 01 --- ** WORK HEADQUARTERS***** 11
7 02 0600-2200 WILMA 8770 92 000.000 551 31

8														
9														
10														
11														
12														
13														
14														
15														
16														
17														
18														
19														
20														
21														

22 ** WORK HEADQUARTERS***** 11
** CREW HOURS WRKD ** TOTL 16.0 REG 8.0 1.2 8.0 D.OT OT 89

***** EMPLOYEE TIME *****		EMPLOYEE NAME		LV	CLS	EMPL HOURS		OTHER HOURS		RPTD	*****		
SS #						REG	1.2	D.OT	PY	REG	1.2	D.OT	TOTL OT
					5E84	8.0	8.0						16.0
					5E75	8.0	8.0						16.0
TOTL EMP HRS				****	16.0	16.0							32.0

***** VEHICLES *****													
VEH	VEH	LN	HRS	PG	LN	HRS	PG	LN	HRS	PG	LN	HRS	PG
8424	3744												

***** TEMP RELIEVING / SHIFT DIFF *****											
SS #	EMPLOYEE NAME RELV	DESC	REG	1.2	D.OT	SD	REG	1.2	D.OT		

40 REMARKS: _____
41 _____
42 _____

* SIGNED: _____ PR CLERK *
* APPROVED _____ SUPERVISOR *

COPY: 01 ACTION: PAGE 1

43 PR LOCN: 5761 CREW: 104 DATE: 10/26/05

116 16 / 9 P.1

10/27/2005

DVTR ACCOUNT DISTRIBUTION AUDIT TRAIL REPORT FOR:

E M P L O Y E E O E T A I L S
* INCLUDES: (ACCOUNT CODE TRAVEL TIME, HEADQUARTER TRAVEL, & HEADQUARTER TIME)

1 2 3 4 5 6 7 8 9 10 11 12 13 14 15 16 17 18 19 20 21 22 23 24 25 26 27 28 29 30 31 32 33 34

DAY CRU CREW BTH EHP SOCIAL
NUM LOCN LOCN SECURITY

289 104 4161 787 VEHICLE # 8421

VEHICLE TOTAL-->

299 104 4411 801 4411

EMPLOYEE TOTAL-->

299 104 4411 801 4411

EMPLOYEE TOTAL-->

CREW RECAP

CREW TOTAL-->

299 104 4411 801 VEHICLE # 8484

VEHICLE TOTAL-->

299 104 5761 815 5761

EMPLOYEE TOTAL-->

299 104 5761 815 5761

EMPLOYEE TOTAL-->

CREW RECAP

CREW TOTAL-->

CALCULATIONS				DISTR DISTRIBUTION			
TOTAL HOURS TO PRO-RATE	TOTAL SITE HRS	PRO- RATED	%	PRO- RATED	TRAVEL HOURS	DIST SITE HOURS	DIST TOTL HOURS
.50	1,000	.50		.50		7.50	8.00
.25	1,000	.25		.25		4.75	5.00
.75	2,000	.75		.75		12.25	13.00
.50	1,000	.50		.50		7.50	8.00
.25	1,000	.25		.25		4.75	5.00
.75	2,000	.75		.75		12.25	13.00
1.00		1.00		1.00		15.00	16.00
.50		.50		.50		9.50	10.00
1.50		1.50		1.50		24.50	26.00
.75	1,000	.75		.75		12.25	13.00
.75	1,000	.75		.75		12.25	13.00
8.00		8.00		8.00		8.00	8.00
8.00		8.00		8.00		8.00	8.00
16.00		16.00		16.00		16.00	16.00
8.00		8.00		8.00		8.00	8.00
8.00		8.00		8.00		8.00	8.00
16.00		16.00		16.00		16.00	16.00
16.00		16.00		16.00		16.00	16.00
32.00		32.00		32.00		32.00	32.00

46
9/16
P.2

2 DVTR EMPLOYEE DETAIL REPORT FOR: 10/27/2005

3 EMP SSN EAC EMP RATE REGULAR PRO-TRVL TIME & HALF DOUBLE TIME JUL DY/CREW NUM,LOC/BAT/EMP LOC

4 HRS/AMTS HRS/AMTS HRS/AMTS HRS/AMTS DISTRIBUTION

5				344.47	21.09	70.30	.00					
6	████████	801	28.120	7.50	.50	.00	.00	299	104	4411	801	4411
7			.000	210.90	14.06	.00	.00	877092000000441				
8	████████	804	28.120	4.75	.25	5.00	.00	299	104	4411	801	4411
9			.000	133.57	7.03	70.30	.00	877092000000441				
10		EMP SSN TOTALS:		12.25	.75	5.00	.00					
11				344.47	21.09	70.30	.00					
12	████████	801	29.550	8.00	.00	.00	.00	299	104	5761	815	5761
13			.000	236.40	.00	.00	.00	877092000000551				
14	████████	804	29.550	8.00	.00	8.00	.00	299	104	5761	815	5761
15			.000	236.40	.00	118.20	.00	877092000000551				
16		EMP SSN TOTALS:		<u>P.1</u> 16.00	.00	8.00	.00					
17				472.80	.00	118.20	.00					
18	████████	801	28.120	8.00	.00	.00	.00	299	104	5761	815	5761
19			.000	224.96	.00	.00	.00	877092000000551				
20	████████	804	28.120	8.00	.00	8.00	.00	299	104	5761	815	5761
21			.000	224.96	.00	112.48	.00	877092000000551				
22		EMP SSN TOTALS:		<u>P.1</u> 16.00	.00	8.00	.00					
23				449.92	.00	112.48	.00					
24	████████	801	29.550	5.00	3.00	.00	.00	299	104	8831	832	8831
25			.000	147.75	88.65	.00	.00	877092000000883				
26	████████	804	29.550	8.00	.00	8.00	.00	299	104	8831	832	8831
27			.000	236.40	.00	118.20	.00	877092000000883				
28		EMP SSN TOTALS:		13.00	3.00	8.00	.00					
29				384.15	88.65	118.20	.00					

26
27
28
29
P.3

PBC 10

CONFIDENTIAL

2 6F22-202-102705 --- DCAP DAILY VARIABLE TIME VERIFICATION REPORT --- PAGE 1

3 PR LOCN: 5761 CREW: 106 DATE: 10/26/05 COPY: 01 ACTION: 18:50:48

4 ***** ACCOUNT DISTRIBUTION *****

5 LN CLK.TIME RT# LOCATION/ADDRESS JB RF WO #-ER-ACCOUNT-LOC V CD

6 01 - ** WORK HEADQUARTERS***** 11

7 02 0600-2200 STORM 8770 92 000.000 551 31

8 - 16 hrs. (A)

9 -

10 -

11 -

12 -

13 -

14 -

15 -

16 -

17 -

18 -

19 -

20 -

21 - ** WORK HEADQUARTERS***** 11

22 ** CREW HOURS WRKD ** TOTL 16.0 REG 8.0 1.2 8.0 D.OT OT 89

23 ***** EMPLOYEE TIME ***** EMPL HOURS OTHER HOURS RPTD *****

24 SS # EMPLOYEE NAME LV CLS REG 1.2 D.OT PY REG 1.2 D.OT TOTL OT

25 [REDACTED] 5E84 8.0 8.0 16.0

26 [REDACTED] 5E75 8.0 8.0 16.0

27

28

29

30 TOTL EMP HRS **** 16.0 16.0 32.0

31 ***** VEHICLES *****

32 VEH VEH LN HRS PG LN HRS PG LN HRS PG LN HRS PG

33 8443 9094

34

35

36

37 ***** TEMP RELIEVING / SHIFT DIFF *****

38 SS # EMPLOYEE NAME RELV DESC REG 1.2 D.OT SD REG 1.2 D.OT

39

40 REMARKS:

41

42

43 PR LOCN: 5761 CREW: 106 DATE: 10/26/05

* SIGNED: _____ *
* PR CLERK *
* APPROVED _____ *
* SUPERVISOR *

COPY: 01 ACTION: PAGE 1

46-16
10 21

10/27/2005

DUTR ACCOUNT DISTRIBUTION ADMIT TRAIL REPORT FOR:

EMPLOYEE DETAILS

* INCLUDES: (ACCOUNT CODE TRAVEL TIME, HEADQUARTER TRAVEL, & HEADQUARTER TIME)

DAY	CREW	ETH	EMP	SOCIAL	ACCOUNT CODE/	DISTRIBUTION	EAC	RATE	TRVL	PRO-	ACT	OTHER	TOTAL	PRO-	DIST	DIST	DIST
NUM	LOCH	LOCH	LOCH	SECURITY	CODE/	TRAVEL	HOURS	HOURS	HOURS	TRAVEL	HOURS	NON-	HOURS	RATE	HOURS	HOURS	HOURS
299	106	5761	815	5761	877092000000551	801	8.00						8.00	8.00	8.00	8.00	8.00
299	106	5761	815	5761	877092000000551	804	8.00						8.00	8.00	8.00	8.00	8.00
EMPLOYEE TOTAL-->																	
299	106	5761	815	5761	877092000000551	801	32.00						32.00	32.00	32.00	32.00	32.00
299	106	5761	815	5761	877092000000551	804	16.00						16.00	16.00	16.00	16.00	16.00
EMPLOYEE TOTAL-->																	
299	106	5761	815	5761	877092000000551	645	16.00						16.00	16.00	16.00	16.00	16.00
VEHICLE TOTAL-->																	
299	107	4411	801	4411	877092000000441	801	8.00						8.00	8.00	8.00	8.00	8.00
299	107	4411	801	4411	877092000000441	804	8.00						8.00	8.00	8.00	8.00	8.00
EMPLOYEE TOTAL-->																	
299	107	4411	801	4411	877092000000441	801	32.00						32.00	32.00	32.00	32.00	32.00
299	107	4411	801	4411	877092000000441	804	16.00						16.00	16.00	16.00	16.00	16.00
EMPLOYEE TOTAL-->																	
299	107	4411	801	4411	877092000000441	645	16.00						16.00	16.00	16.00	16.00	16.00
VEHICLE TOTAL-->																	
299	107	4561	804	4561	877092000000454	801	8.00						8.00	8.00	8.00	8.00	8.00
299	107	4561	804	4561	877092000000454	804	8.00						8.00	8.00	8.00	8.00	8.00
EMPLOYEE TOTAL-->																	

CONFIDENTIAL

3A
 10/6
 7-2

REPORT: EMAD001-204-102705

FLORIDA POWER AND LIGHT CO

PAGE 596

DVTR EMPLOYEE DETAIL REPORT FOR: 10/27/2005

EMP SSN EAC EMP RATE REGULAR PRO-TRVL TIME & HALF DOUBLE TIME JUL DY/CREW NUM/LOC/BAT/EMP LOC HRS/AMTS HRS/AMTS HRS/AMTS HRS/AMTS DISTRIBUTION

	EMP SSN	EAC	EMP RATE	REGULAR	PRO-TRVL	TIME & HALF	DOUBLE TIME	JUL DY/CREW NUM/LOC/BAT/EMP LOC	HRS/AMTS	HRS/AMTS	HRS/AMTS	HRS/AMTS	DISTRIBUTION
5									236.40		118.20	.00	877092000000416
6									16.00		8.00	.00	
7									472.80		118.20	.00	
8	804	28.120							8.00		8.00	.00	299 106 4161 797 4161
9									224.96		112.48	.00	877092000000416
10									8.00		8.00	.00	
11									224.96		112.48	.00	
12	801	29.550							8.00		.00	.00	299 106 5761 815 5761
13									236.40		.00	.00	877092000000551
14									8.00		8.00	.00	
15	804	29.550							8.00		8.00	.00	299 106 5761 815 5761
16									16.00		8.00	.00	877092000000551
17									472.80		118.20	.00	
18	801	28.120							8.00		.00	.00	299 106 5761 815 5761
19									224.96		.00	.00	877092000000551
20	804	28.120							8.00		8.00	.00	299 106 5761 815 5761
21									224.96		112.48	.00	877092000000551
22									16.00		8.00	.00	
23									449.92		112.48	.00	
24	801	28.120							8.00		.00	.00	299 107 4411 801 4411
25									224.96		.00	.00	877092000000441
26	804	28.120							8.00		8.00	.00	299 107 4411 801 4411
27									224.96		112.48	.00	877092000000441
28									16.00		8.00	.00	
29									449.92		112.48	.00	

(P.1) 16.00
(P.2) 472.80

CONFIDENTIAL
23
22
21
20
19
18
17
16
15
14
13
12
11
10
9
8
7
6
5
4
3
2
1
27
28
29

CONFIDENTIAL

JAN-26-2006 12:23 FROM:FPL MANATEE CONST. 941-723-4444

TO:8130548563779615851 P:2

11

PR LOC'N.

5271

CREW:

201

DATE:

10/24/2005

PBC

PAGE:

1

ACCOUNT DISTRIBUTION

LN	CLOCK TIME	RT#	LOCATION / ADDRESS	JOB REF.	WO#	ER	ACCOUNT	LOC	CD
01	--		WORK HEADQUARTERS						
02	0600 - 1100		STORM		8770	92		566	11
03	--								
04	--								
05	--								
06	--								
07	--								
08	--								
09	--								
10	--								
11	--								
12	--								
13	--								
14	--								
15	--								
16	--		WORK HEADQUARTERS						11

Total Clock Time	16 00	LESS	Total Meal Time	=	TOTAL	16	REG:	8	12-8	DOT	73
------------------	-------	------	-----------------	---	-------	----	------	---	------	-----	----

EMPLOYEE TIME

SOC. SEC. NO.	OK DG	EMPLOYEE NAME	LV	CLASS CODE	EMP. HOURS		OTHER HOURS RPTD				OT MEALS			
					REG	DOT	REG	1.2	DOT	PG	LN	ML		
[REDACTED]		[REDACTED]		09	5	8	09	3						
[REDACTED]		[REDACTED]		09	8	8								
TOTAL EMPLOYEE HOURS:					13	16			3					

VEHICLES

VEHICLE NUMBER	VEHICLE NUMBER	VEHICLE USED OTHER THAN CREW HOURS	VEHICLE NUMBER	ENTER LINE NO. FROM ACCOUNT DISTRIBUTION SECTION													
				LN	HRS	PG	LN	HRS	PG	LN	HRS	PG	LN	HRS	PG		
8482																	

TEMPORARY RELIEVING

SOC. SEC. NO.	OK DG	EMPLOYEE NAME	RELV CODE	RELV. CLASS DESCRIPTION	REG	1.2	DOT	SD CODE	REG	1.2	DOT
	6										

REMARKS: DOWN 09 TILL 0900 AM

SIGNED: [Signature] EMPLOYEE
APPROVED: Mike Kennedy SUPERVISOR

- 2
- 3
- 4
- 5
- 6
- 7
- 8
- 9
- 10
- 11
- 12
- 13
- 14
- 15
- 16
- 17
- 18
- 19
- 20
- 21
- 22
- 23
- 24
- 25
- 26
- 27
- 28
- 29
- 30
- 31
- 32 (11)
- 33
- 34
- 35
- 36
- 37
- 38
- 39
- 40
- 41
- 42

46-16 P.1
11

(297-201-4476)

EMPLOYEE DETAILS
 * INCLUDES: ACCOUNT CODE TRAVEL TIME, HEADQUARTER TRAVEL, & HEADQUARTER TIME

DYIR ACCOUNT DISTRIBUTION ADIT TRAIL REPORT FOR: 10/25/2005

CALCULATIONS

DYIR DISTRIBUTION

DAY	CRW	CRW	BIT	EMP	SOCIAL	ACCOUNT CODE/	DISTRIBUTION EAC	SITE HR. TO	TRVL PRO-	ACCT	NON-	OTHER	TOTAL	OF	PRO-	RATED	DIST	DIST	
NUM	LOCN	LOCN	SECURITY					TRVL	PRO-	CODE	PROD	PRO-	HOURS	TOTL	RATED	HOURS	SITE	SITE	TOTL
								HOURS	RATE	HOURS	HOURS	HOURS	-RATE	HRS	HOURS	HOURS	HOURS	HOURS	HOURS
9	297	201	4476	713	4476	877092000000441	801										8.00	8.00	
						877092000000441	804										6.00	6.00	
EMPLOYEE TOTAL-->																			
10																	14.00	14.00	
11																			
12	297	201	4476	713	4476	877092000000441	801										8.00	8.00	
						877092000000441	804										5.00	6.00	
EMPLOYEE TOTAL-->																			
13																	14.00	14.00	
14																			
15																	16.00	16.00	
						877092000000441	804										12.00	12.00	
CREW TOTAL-->																			
17																	28.00	28.00	
18	297	201	4476	713	4476	877092000000441	645										14.00	14.00	
VEHICLE TOTAL-->																			
19																	14.00	14.00	
20	297	201	5271	719	5271	877092000000566	801										8.00	8.00	
						877092000000566	804										8.00	8.00	
EMPLOYEE TOTAL-->																			
21																	16.00	16.00	
22																			
23	297	201	5271	719	5271	877092000000566	801										8.00	8.00	
						877092000000566	804										8.00	8.00	
EMPLOYEE TOTAL-->																			
24																	16.00	16.00	
25																			
26																	16.00	16.00	
						877092000000566	801										16.00	16.00	
						877092000000566	804										16.00	16.00	
CREW TOTAL-->																			
28																	32.00	32.00	
29	297	201	5271	719	5271	877092000000566	645										16.00	16.00	
VEHICLE TOTAL-->																			
30																	16.00	16.00	
31	297	202	1191	698	1191	877092000000119	801										8.00	8.00	
						877092000000119	804										8.00	8.00	
EMPLOYEE TOTAL-->																			
																	16.00	16.00	
																	9.00	8.00	
																	8.00	8.00	
CREW TOTAL-->																			

11/15
 46-15
 8.2

2 DVTR EMPLOYEE DETAIL REPORT FOR: 10/25/2005

3	EMP SSN	EAC	EMP RATE	REGULAR	PRO-TRVL	TIME & HALF	DOUBLE TIME	JUL DY/CREW NUM,LOC/BAT/EMP LOC
4				HRS/AMTS	HRS/AMTS	HRS/AMTS	HRS/AMTS	DISTRIBUTION
5	██████████	801	28.120	7.75	.25	.00	.00	297 201 1191 698 1191
6			.000	217.93	7.03	.00	.00	877092000000119
7	██████████	804	28.120	.50	.09	.59	.00	297 201 1191 698 1191
8			.000	14.06	2.53	8.30	.00	877092000000119
9	██████████	804	28.120	6.25	1.16	7.41	.00	297 201 1191 698 1191
10			.000	175.75	32.62	104.18	.00	877092000000119
11	EMP SSN TOTALS:			14.50	1.50	8.00	.00	
12				407.74	42.18	112.48	.00	
13	██████████	801	28.120	8.00	.00	.00	.00	297 201 4476 713 4476
14			.000	224.96	.00	.00	.00	877092000000441
15	██████████	804	28.120	6.00	.00	6.00	.00	297 201 4476 713 4476
16			.000	168.72	.00	84.36	.00	877092000000441
17	EMP SSN TOTALS:			14.00	.00	6.00	.00	
18				393.68	.00	84.36	.00	
19	██████████	801	20.750	8.00	.00	.00	.00	297 201 4476 713 4476
20			.000	166.00	.00	.00	.00	877092000000441
21	██████████	804	20.750	6.00	.00	6.00	.00	297 201 4476 713 4476
22			.000	124.50	.00	62.25	.00	877092000000441
23	EMP SSN TOTALS:			14.00	.00	6.00	.00	
24				290.50	.00	62.25	.00	
25	██████████	801	28.120	8.00	.00	.00	.00	297 201 5271 719 5271
26			.000	224.96	.00	.00	.00	877092000000566
27	██████████	804	28.120	8.00	.00	8.00	.00	297 201 5271 719 5271
28			.000	224.96	.00	112.48	.00	877092000000566
29	EMP SSN TOTALS:			16.00	.00	8.00	.00	

28 = 1/16
29 P.W

P.1

DVTR EMPLOYEE DETAIL REPORT FOR: 10/25/2005

2
3
4
5
6
7
8
9
10
11
12
13
14
15
16
17
18
19
20
21
22
23
24
25
26
27
28
29

EMP SSH	EAC	EMP RATE	REGULAR HRS/AMTS	PRO-TRVL HRS/AMTS	TIME & HALF HRS/AMTS	DOUBLE TIME HRS/AMTS	JUL DY/CREW NUM,LOC/BAT/EMP LOC DISTRIBUTION
			449.92	.00	112.48	.00	
████████	801	29.550	8.00	.00	.00	.00	297 201 5271 719 5271
		.000	236.40	.00	.00	.00	877092000000566
████████	804	29.550	8.00	.00	8.00	.00	297 201 5271 719 5271
		.000	236.40	.00	118.20	.00	877092000000566
	EMP SSN TOTALS:		16.00	.00	8.00	.00	
			472.80	.00	118.20	.00	
████████	801	20.750	8.00	.00	.00	.00	297 202 1191 698 1191
		.000	166.00	.00	.00	.00	877092000000119
████████	804	20.750	8.00	.00	8.00	.00	297 202 1191 698 1191
		.000	166.00	.00	83.00	.00	877092000000119
	EMP SSN TOTALS:		16.00	.00	8.00	.00	
			332.00	.00	83.00	.00	
████████	801	29.550	8.00	.00	.00	.00	297 202 4476 713 4476
		.000	236.40	.00	.00	.00	877092000000441
████████	804	29.550	4.50	.00	4.50	.00	297 202 4476 713 4476
		.000	132.98	.00	66.48	.00	877092000000441
	EMP SSN TOTALS:		12.50	.00	4.50	.00	
			369.38	.00	66.48	.00	
████████	801	20.750	8.00	.00	.00	.00	297 202 4476 713 4476
		.000	166.00	.00	.00	.00	877092000000441
████████	804	20.750	4.50	.00	4.50	.00	297 202 4476 713 4476
		.000	93.38	.00	46.68	.00	877092000000441
	EMP SSN TOTALS:		12.50	.00	4.50	.00	
			259.38	.00	46.68	.00	

(P1) _____

28
29
P4

12

CONFIDENTIAL

(BC)

2 6F22-201-092905 --- DCAP DAILY VARIABLE TIME REPORT --- PAGE 1
3 PR LOCN: 2211 CREW: 731 DATE: 10-24-05 COPY: 02 17:24:32

4 ***** ACCOUNT DISTRIBUTION *****
5 LN CLK TIME RT# LOCATION/ADDRESS JB RF WO #-ER-ACCOUNT-LOC CD

6 01 --- ** WORK HEADQUARTERS***** 11

7 02 --- MM MEAL TIME

8 03 15:00-24:00 U/ma 8770 72 6 216 31

9 04 ---

10 05 ---

11 06 ---

12 07 ---

13 08 ---

14 09 ---

15 10 ---

16 11 ---

17 12 ---

18 13 ---

19 14 ---

20 15 ---

21 16 --- ** WORK HEADQUARTERS***** 11

22 TOTL CLK 9 --- MM --- CRW HRS WKD: TOTL 9 REG 1.2 D.OT 9 OT 73

23 ***** EMPLOYEE TIME *****

24 SS # EMPLOYEE NAME LV CLS EMPL HOURS OTHER HOURS RPTD *MEAL*
REG 1.2 D.OT BY REG 1.2 D.OT OT P LN M CL

25 [REDACTED] 9 9

26 [REDACTED] 9

27 [REDACTED]

28 [REDACTED]

29 [REDACTED]

30 [REDACTED] TOTL EMP HRS ***** 18

31 (46-16)

32 ***** VEHICLE SCHEDULES *****

33 VEH VEH LN HRS PG LN HRS PG LN HRS PG LN HRS PG

34 8524 9A

35 [REDACTED]

36 [REDACTED]

37 ***** TEMP RELIEVING / SHIFT DIFF *****

38 RELV DESC REG 1.2 D.OT SD REG 1.2 D.OT

39 5984 SR LINE SP 51 9

40 5475 LINE SPEC 51 9

41 REMARKS: *****

42 * CERTIFIED TO BE COMPLETE AND CORRECT *

43 * APPROVED: Willie Peadar *
RESPONSIBLE EMPLOYEE *

* AUTHORIZED: D.J. Collins *
SUPERVISOR *

44 PR LOCN: 2211 CREW: 731 DATE: 09/29/05 COPY: 02 PAGE 1

CONFIDENTIAL

46-16
12 P.1

(297-717-221*) DVTR ACCOUNT DISTRIBUTION AUDIT TRAIL REPORT FOR: 10/27/2005

EMPLOYEE DETAILS										CALCULATIONS			DVTR DISTRIBUTION				
* INCLUDES: (ACCOUNT CODE TRAVEL TIME, HEADQUARTER TRAVEL, & HEADQUARTER TIME)										TOTAL	OF	PRO-	* PRO-	SITE	DIST	DIST	
DAY	CRW	CREW	BTH	EMP	SOCIAL	ACCOUNT CODE/	SITE	HR. TO	ACCT	NON-	HOURS	TOTL	PRO-	RATED	TRAVEL	SITE	TOTL
NUM	LOCN	LOCN	LOCN	LOCN	SECURITY	DISTRIBUTION	EAC	TRVL	PRD-	CODE	PROD	-RATE	HRS	HOURS	HOURS	HOURS	HOURS
						CREW RECAP	87709200000216	804								18.50	18.50
						CREW TOTAL-->										18.50	18.50
11	297	717	2211	794		VEHICLE # 6105	87709200000216	645								18.50	18.50
						VEHICLE TOTAL-->										18.50	18.50
13	297	717	2211	794		VEHICLE # 6120	87709200000216	645								18.50	18.50
						VEHICLE TOTAL-->										18.50	18.50
15	297	721	8801		1072		000000232220089	801			8.00					8.00	8.00
						EMPLOYEE TOTAL-->					8.00					8.00	8.00
17	297	721	8801		8801		000000232220089	801			8.00					8.00	8.00
						EMPLOYEE TOTAL-->					8.00					8.00	8.00
19						CREW RECAP	000000232220089	801			8.00					8.00	8.00
20						CREW RECAP	000000232220089	801			8.00					8.00	8.00
21	297	730	2211	794	2211		87709200000216	801			5.00					5.00	5.00
						CREW RECAP	000000232220089	801			3.00					3.00	3.00
						EMPLOYEE TOTAL-->					3.00					8.00	8.00
24	297	730	2211	794	2211		87709200000216	801			5.00					5.00	5.00
						CREW RECAP	000000232220089	801			3.00					3.00	3.00
						EMPLOYEE TOTAL-->					3.00					8.00	8.00
27						CREW RECAP	87709200000216	801			10.00					10.00	10.00
28						CREW RECAP	000000232220089	801			6.00					6.00	6.00
						CREW TOTAL-->					6.00					16.00	16.00
30	297	730	2211	794		VEHICLE # 8392	87709200000216	645								5.00	5.00
						VEHICLE TOTAL-->										5.00	5.00
32	297	731	2211	794	2211		87709200000216	804								9.00	9.00
						EMPLOYEE TOTAL-->										9.00	9.00
34	297	731	2211	794	2211		87709200000216	804								9.00	9.00
						EMPLOYEE TOTAL-->										9.00	9.00

1
2
3
4
5
6
7
8
9
10
11
12
13
14
15
16
17
18
19
20
21
22
23
24
25
26
27
28
29
30
31
32
33
34
35
36

(P.1)
(P.1)

8.1

(297-731-2211) DVTR ACCOUNT DISTRIBUTION AUDIT TRAIL REPORT FOR: 10/27/2005

EMPLOYEE DETAILS										CALCULATIONS			DVTR DISTRIBUTION				
* INCLUDES:(ACCOUNT CODE TRAVEL TIME, HEADQUARTER TRAVEL, & HEADQUARTER TIME)										TOTAL	OF	%	PRO-	DIST	DIST	DIST	
DAY	CRW	CREW	BTH	EMP	SOCIAL	ACCOUNT CODE/	SITE	HR. TO	ACCT	OTHER	HOURS	TOTL	PRO-	RATED	+ SITE	DIST	DIST
NUM	LOCN	LOCN	LOCN	LOCN	SECURITY	DISTRIBUTION EAC	TRVL	PRO-	CODE	NON-	TO PRO	SITE	RATED	TRAVEL	SITE	TOTL	TOTL
						HOURS	RATE	HOURS	HOURS	PROD	-RATE	HRS	HOURS	HOURS	HOURS	HOURS	HOURS
9						CREW RECAP	877092000000216	804								18.00	18.00
10						CREW TOTAL-->										18.00	18.00
11	297	731	2211	794		VEHICLE # 8524	877092000000216	645								9.00	9.00
12						VEHICLE TOTAL-->										9.00	9.00
13	297	734	8801	828	8801		877092000000880	804								1.00	1.00
14						EMPLOYEE TOTAL-->										1.00	1.00
15						CREW RECAP	877092000000880	804								1.00	1.00
16						CREW TOTAL-->										1.00	1.00
17	297	735	8801	828	8801		720944000000880	804								4.50	4.50
18							877092000000880	804	.50							.50	9.00
19						EMPLOYEE TOTAL-->			.50							.50	13.50
20						CREW RECAP	720944000000880	804								4.50	4.50
21							877092000000880	804	.50							.50	9.00
22						CREW TOTAL-->			.50							.50	13.50
23	297	735	8801	828		VEHICLE # 5100	720944000000880	645								4.50	4.50
24							877092000000880	645	.50							.50	9.00
25						VEHICLE TOTAL-->			.50							.50	13.50
26	297	764	7271	820	7271		877092000000727	801								8.00	8.00
27						EMPLOYEE TOTAL-->										8.00	8.00
28	297	764	7271	820	7271		877092000000727	801								8.00	8.00
29						EMPLOYEE TOTAL-->										8.00	8.00
30						CREW RECAP	877092000000727	801								16.00	16.00
31						CREW TOTAL-->										16.00	16.00
32	297	800	4211	800	4211		877092000000416	804				.75	1.000	.75	.75	19.25	20.00
							11	804	.75								
							000000232220089	801		4.00						4.00	4.00
						EMPLOYEE TOTAL-->			.75	4.00		.75	1.000	.75	.75	23.25	24.00

1
2
3
4
5
6
7
8
9
10
11
12
13
14
15
16
17
18
19
20
21
22
23
24
25
26
27
28
29
30
31
32
46
23

DVTR EMPLOYEE DETAIL REPORT FOR: 10/28/2005

	EMP SSN	EAC	EMP RATE	REGULAR HRS/AMTS	PRO-TRVL HRS/AMTS	TIME & HALF HRS/AMTS	DOUBLE TIME HRS/AMTS	JUL DY/CREW NUM, LOC/BAT/EMP LOC DISTRIBUTION
5			.000	224.96	.00	112.48	.00	877092000000216
6				8.00	.00	8.00	.00	
7				224.96	.00	112.48	.00	
8	804	29.550		10.50	.00	10.50	.00	301 731 1191 880 1191
9			.000	310.28	.00	155.13	.00	877092000000119
10				10.50	.00	10.50	.00	
11				310.28	.00	155.13	.00	
12	801	28.120		8.00	.00	.00	.00	301 731 2211 887 2211
13			.000	224.96	.00	.00	.00	877092000000216
14				8.00	.00	.00	.00	
15				224.96	.00	.00	.00	
16	801	29.550		8.00	.00	.00	.00	301 731 2211 887 2211
17			.000	236.40	.00	.00	.00	877092000000216
18				8.00	.00	.00	.00	
19				236.40	.00	.00	.00	
20	804	28.120		9.00	.00	8.00	1.00	301 733 8801 437 8801
21			.000	253.08	.00	112.48	28.12	877092000000880
22				9.00	.00	8.00	1.00	
23				253.08	.00	112.48	28.12	
24	804	29.550		9.00	.00	8.00	1.00	301 733 8801 437 8801
25			.000	265.95	.00	118.20	29.55	877092000000880
26				9.00	.00	8.00	1.00	
27				265.95	.00	118.20	29.55	
28	804	28.400		8.50	.00	7.00	1.50	301 735 8801 437 8801
29			.000	241.40	.00	99.40	42.60	877092000000880

28-2/16
29 80
H

CONFIDENTIAL

10:51:35 40563779615851 P.1

13

UCAP Daily Variable Time Report

RR LOCN: **5271** CREW: **102** DATE: **10/24/2005** PAGE: **1**

- 1
- 2
- 3
- 4
- 5
- 6
- 7
- 8
- 9
- 10
- 11
- 12
- 13
- 14
- 15
- 16
- 17
- 18
- 19
- 20
- 21
- 22
- 23
- 24
- 25
- 26
- 27
- 28
- 29
- 30
- 31
- 32
- 33
- 34
- 35
- 36
- 37
- 38
- 39
- 40
- 41
- 42
- 43

ACCOUNT DISTRIBUTION																					
LN	CLOCK TIME	RTN	LOCATION / ADDRESS	JOB REF.	WCH	ER	ACCOUNT	LOC	CD												
01	0600 - 0645		WORK HEADQUARTERS																		
02	0645 - 0700		STAND BY							11											
03	0700 - 1130		Feeder / Petrol		2563	8770	92			26											
04	1130 - 200		STREAM			8770	92			30											
05						8770	92			30											
06																					
07																					
08																					
09																					
10																					
11																					
12																					
13																					
14																					
15																					
16	2130 - 2200		WORK HEADQUARTERS							11											
Total Clock Time		16:00	LESS Total Meal Time		=		TOTAL 16 REG 8 12 8 D.O.T			OT CODE 73											
EMPLOYEE TIME																					
SOC. SEC. NO.	CK DG	EMPLOYEE NAME	LV	CLASS CODE	EMP. HOURS			OTHER HOURS RPTD			OT										
					REG	1.2	D.O.T	REG	1.2	D.O.T											
					6.5	6.5	0.9	6.5	0.5		1	4	3								
					5	5	0.9	3	3		1	4	3								
TOTAL EMPLOYEE HOURS:					11.0	11.5		9.5													
VEHICLES																					
VEHICLE NUMBER	VEHICLE NUMBER	VEHICLE USED OTHER TRAN CREW HOURS	VEHICLE NUMBER	ENTER LINE NO. FROM ACCOUNT DISTRIBUTION SECTION																	
				LN	HRS	PG	LN	HRS	PG	LN	HRS	PG	LN	HRS	PG						
2541																					
TEMPORARY RELIEVING																					
SOC. SEC. NO.	CK DG	EMPLOYEE NAME	RELV CODE	RELV CLASS DESCRIPTION	REG	1.2	D.O.T	SO CODE	REG	1.2	D.O.T										
	6																				
REMARKS:				SIGNED: <u>CW Beck</u> EMPLOYEE																	
				APPROVED: <u>R. M. ...</u> SUPERVISOR																	

CONFIDENTIAL

46-16 13 21

(297-101-5361) DVTR ACCOUNT DISTRIBUTION AUDIT TRAIL REPORT FOR: 10/25/2005

EMPLOYEE DETAILS										CALCULATIONS			DVTR DISTRIBUTION				
* INCLUDES: (ACCOUNT CODE TRAVEL TIME, HEADQUARTER TRAVEL, & HEADQUARTER TIME)										TOTAL	OF	PRO-	PRO-	DIST	DIST	DIST	
DAY	CRW	CREW	BYN	EMP	SOCIAL	ACCOUNT CODE/	SITE	HR.	ACCT	NON-	HOURS	TOTL	PRO-	PRO-	TRAVEL	SITE	TOTL
NUM	LOCN	LOCN	SECURITY	DISTRIBUTION	EAG	TRVL	PRO-	CODE	PROO	HOURS	-RATE	HRS	HOURS	HOURS	HOURS	HOURS	HOURS
				CREW RECAP		877092000000536	801								3.00		3.00
						877092000000536	804								13.00		13.00
						00000023220089	801			13.00					13.00		13.00
				CREW TOTAL-->						13.00					29.00		29.00
12	297	101	5361	724	VEHICLE # 8149	877092000000536	645								8.00		8.00
				VEHICLE TOTAL-->											8.00		8.00
14	297	102	4411	712	441	877092000000441	801								8.00		8.00
						877092000000441	804								4.50		4.50
				EMPLOYEE TOTAL-->											12.50		12.50
17	297	102	4411	712	441	877092000000441	801								8.00		8.00
						877092000000441	804								4.50		4.50
				EMPLOYEE TOTAL-->											12.50		12.50
20				CREW RECAP		877092000000441	801								16.00		16.00
						877092000000441	804								9.00		9.00
				CREW TOTAL-->											25.00		25.00
23	297	102	4411	712	VEHICLE # 8890	877092000000441	645								12.50		12.50
				VEHICLE TOTAL-->											12.50		12.50
25	297	102	5271	719	5271	11	801			.25							
						877092000000566	801				.25	1.000	.25	.25	7.75		8.00
						877092000000566	804								8.00		8.00
				EMPLOYEE TOTAL-->						.25		.25	1.000	.25	.25	15.75	16.00
29	297	102	5271	719	5271	11	801			.25							
						877092000000566	801				.25	1.000	.25	.25	7.75		8.00
						877092000000566	804								8.00		8.00
				EMPLOYEE TOTAL-->						.25		.25	1.000	.25	.25	15.75	16.00
33				CREW RECAP		11	801			.50							
						877092000000566	801						.50	.50	15.50		16.00
						877092000000566	804								16.00		16.00
				CREW TOTAL-->						.50			.50	.50	31.50		32.00

1
2
3
4
5
6
7
8
9
10
11
12
13
14
15
16
17
18
19
20
21
22
23
24
25
26
27
28
29
30
31
32
33
34
35
36
37
38
39
40
41
42
43
44
45
46
47
48
49
50
51
52
53
54
55
56
57
58
59
60
61
62
63
64
65
66
67
68
69
70
71
72
73
74
75
76
77
78
79
80
81
82
83
84
85
86
87
88
89
90
91
92
93
94
95
96
97
98
99
100
101
102
103
104
105
106
107
108
109
110
111
112
113
114
115
116
117
118
119
120
121
122
123
124
125
126
127
128
129
130
131
132
133
134
135
136
137
138
139
140
141
142
143
144
145
146
147
148
149
150
151
152
153
154
155
156
157
158
159
160
161
162
163
164
165
166
167
168
169
170
171
172
173
174
175
176
177
178
179
180
181
182
183
184
185
186
187
188
189
190
191
192
193
194
195
196
197
198
199
200
201
202
203
204
205
206
207
208
209
210
211
212
213
214
215
216
217
218
219
220
221
222
223
224
225
226
227
228
229
230
231
232
233
234
235
236
237
238
239
240
241
242
243
244
245
246
247
248
249
250
251
252
253
254
255
256
257
258
259
260
261
262
263
264
265
266
267
268
269
270
271
272
273
274
275
276
277
278
279
280
281
282
283
284
285
286
287
288
289
290
291
292
293
294
295
296
297
298
299
300
301
302
303
304
305
306
307
308
309
310
311
312
313
314
315
316
317
318
319
320
321
322
323
324
325
326
327
328
329
330
331
332
333
334
335
336
337
338
339
340
341
342
343
344
345
346
347
348
349
350
351
352
353
354
355
356
357
358
359
360
361
362
363
364
365
366
367
368
369
370
371
372
373
374
375
376
377
378
379
380
381
382
383
384
385
386
387
388
389
390
391
392
393
394
395
396
397
398
399
400
401
402
403
404
405
406
407
408
409
410
411
412
413
414
415
416
417
418
419
420
421
422
423
424
425
426
427
428
429
430
431
432
433
434
435
436
437
438
439
440
441
442
443
444
445
446
447
448
449
450
451
452
453
454
455
456
457
458
459
460
461
462
463
464
465
466
467
468
469
470
471
472
473
474
475
476
477
478
479
480
481
482
483
484
485
486
487
488
489
490
491
492
493
494
495
496
497
498
499
500
501
502
503
504
505
506
507
508
509
510
511
512
513
514
515
516
517
518
519
520
521
522
523
524
525
526
527
528
529
530
531
532
533
534
535
536
537
538
539
540
541
542
543
544
545
546
547
548
549
550
551
552
553
554
555
556
557
558
559
560
561
562
563
564
565
566
567
568
569
570
571
572
573
574
575
576
577
578
579
580
581
582
583
584
585
586
587
588
589
590
591
592
593
594
595
596
597
598
599
600
601
602
603
604
605
606
607
608
609
610
611
612
613
614
615
616
617
618
619
620
621
622
623
624
625
626
627
628
629
630
631
632
633
634
635
636
637
638
639
640
641
642
643
644
645
646
647
648
649
650
651
652
653
654
655
656
657
658
659
660
661
662
663
664
665
666
667
668
669
670
671
672
673
674
675
676
677
678
679
680
681
682
683
684
685
686
687
688
689
690
691
692
693
694
695
696
697
698
699
700
701
702
703
704
705
706
707
708
709
710
711
712
713
714
715
716
717
718
719
720
721
722
723
724
725
726
727
728
729
730
731
732
733
734
735
736
737
738
739
740
741
742
743
744
745
746
747
748
749
750
751
752
753
754
755
756
757
758
759
760
761
762
763
764
765
766
767
768
769
770
771
772
773
774
775
776
777
778
779
780
781
782
783
784
785
786
787
788
789
790
791
792
793
794
795
796
797
798
799
800
801
802
803
804
805
806
807
808
809
810
811
812
813
814
815
816
817
818
819
820
821
822
823
824
825
826
827
828
829
830
831
832
833
834
835
836
837
838
839
840
841
842
843
844
845
846
847
848
849
850
851
852
853
854
855
856
857
858
859
860
861
862
863
864
865
866
867
868
869
870
871
872
873
874
875
876
877
878
879
880
881
882
883
884
885
886
887
888
889
890
891
892
893
894
895
896
897
898
899
900
901
902
903
904
905
906
907
908
909
910
911
912
913
914
915
916
917
918
919
920
921
922
923
924
925
926
927
928
929
930
931
932
933
934
935
936
937
938
939
940
941
942
943
944
945
946
947
948
949
950
951
952
953
954
955
956
957
958
959
960
961
962
963
964
965
966
967
968
969
970
971
972
973
974
975
976
977
978
979
980
981
982
983
984
985
986
987
988
989
990
991
992
993
994
995
996
997
998
999
1000

DVTR EMPLOYEE DETAIL REPORT FOR: 10/25/2005

EMP SSN	EAC	EMP RATE	REGULAR	PRO-TRVL	TIME & HALF	DOUBLE TIME	JUL DY/CREW NUM, LOC/BAT/EMP LOC
			HRS/AMTS	HRS/AMTS	HRS/AMTS	HRS/AMTS	DISTRIBUTION
		.000	224.96	.00	.00	.00	877092000000441
6	804	28.120	4.50	.00	4.50	.00	297 102 4411 712 4411
7		.000	126.54	.00	63.27	.00	877092000000441
8	EMP SSN TOTALS:		12.50	.00	4.50	.00	
9			351.50	.00	63.27	.00	
10	801	29.550	7.75	.25	.00	.00	297 102 5271 719 5271
11		.000	229.01	7.39	.00	.00	877092000000566
12	804	29.550	8.00	.00	8.00	.00	297 102 5271 719 5271
13		.000	236.40	.00	118.20	.00	877092000000566
14	EMP SSN TOTALS:		15.75	.25	8.00	.00	
15			465.41	7.39	118.20	.00	
16	801	28.120	7.75	.25	.00	.00	297 102 5271 719 5271
17		.000	217.93	7.03	.00	.00	877092000000566
18	804	28.120	8.00	.00	8.00	.00	297 102 5271 719 5271
19		.000	224.96	.00	112.48	.00	877092000000566
20	EMP SSN TOTALS:		15.75	.25	8.00	.00	
21			442.89	7.03	112.48	.00	
22	801	29.550	8.00	.00	.00	.00	297 102 5361 724 5361
23		.000	236.40	.00	.00	.00	877092000000536
24	804	29.550	.50	.00	.50	.00	297 102 5361 724 5361
25		.000	14.78	.00	7.38	.00	877092000000536
26	804	29.550	6.00	.00	6.00	.00	297 102 5361 724 5361
27		.000	177.30	.00	88.65	.00	877092000000536
28	EMP SSN TOTALS:		14.50	.00	6.50	.00	
29			428.48	.00	96.03	.00	

CONFIDENTIAL

11/16/05
13
P.H.

CONFIDENTIAL

Mon

(14)
(PBC)

2 9 O.T.
3 1 meal

DCAP Daily Variable Time Report

4 PR LOC'N: 5271 CREW: 700 DATE: 10-24-05 PAGE: 1

5 ACCOUNT DISTRIBUTION

LN	CLOCK TIME	RT #	LOCATION / ADDRESS	JOB REF.	WO #	ER	ACCOUNT	LOC	CD
6 01	-		WORK HEADQUARTERS						
7 02	500-2400		Steam Restoration		8770	92		566	31
8 03	-								
9 04	-								
10 05	-								
11 06	-								
12 07	-								
13 08	-								
14 09	-								
15 10	-								
16 11	-								
17 12	-								
18 13	-								
19 14	-								
20 15	-								
21 16	-		WORK HEADQUARTERS						11

22

Total Clock Time	9 (14)	LESS Total Meal Time	0	TOTAL	9	REG.		1.2	D.OT	9	OT CODE	73
------------------	--------	----------------------	---	-------	---	------	--	-----	------	---	---------	----

23 EMPLOYEE TIME

SOC. SBO. NO.	CK CG	EMPLOYEE NAME	LN	CLASS CODE	EMP HOURS			OTHER HOURS RPTD			D.OT	OT MEALS						
					Reg	1.2	D.OT	Reg	1.2	D.OT		PG	LN	ML				
		[REDACTED]		6984			9 (14)											

31 TOTAL EMPLOYEE HOURS: 46-16

32 VEHICLES

VEHICLE NUMBER	VEHICLE NUMBER	VEHICLE USED OTHER THAN CREW HOURS	VEHICLE NUMBER	ENTER LINE NO. FROM ACCOUNT DISTRIBUTION SECTION														
				LN	HRS	PG	LN	HRS	PG	LN	HRS	PG	LN	HRS	PG			
33 8546																		

37 TEMPORARY RELIEVING

SOC. REC. NO.	CK CG	EMPLOYEE NAME	REL CODE	REL CLASS DESCRIPTION	REG	1.2	D.OT	SU CODE	REG	1.2	D.OT
38		[REDACTED]									

41 REMARKS: 2 1/2 Rest Day

SIGNED: Jeffrey W. Edmonson
RESPONSIBLE EMPLOYEE

APPROVED: [Signature]

(297-700-5271) DVTR ACCOUNT DISTRIBUTION AUDIT TRAIL REPORT FOR: 10/25/2005

EMPLOYEE DETAILS										CALCULATIONS			--DVTR DISTRIBUTION--			
* INCLUDES:(ACCOUNT CODE TRAVEL TIME, HEADQUARTER TRAVEL, & HEADQUARTER TIME)										* TOTAL HOURS	% OF SITE	* PRO-RATED HOURS	* PRO-RATED TRAVEL HOURS	DIST SITE HOURS	DIST TOTL HOURS	
DAY	CRW	CREW	BTH	EMP	SOCIAL	ACCOUNT CODE/	SITE	HR.TO	ACCT	OTHER	TOTAL HOURS	OF SITE	PRO-RATED HOURS	PRO-RATED TRAVEL HOURS	DIST SITE HOURS	DIST TOTL HOURS
NUM	LOCN	LOCN	LOCN	LOCN	SECURITY	DISTRIBUTION	EAC	TRVL	PRO-CODE	NON-PROD	-RATE	HRS	HOURS	HOURS	HOURS	HOURS
5	297	700	5271	720	5271	██████████	877092000000566	804							9.00	9.00
6	EMPLOYEE TOTAL-->														9.00	9.00
7	297	700	5271	720	5271	██████████	877092000000566	804							9.00	9.00
8	EMPLOYEE TOTAL-->														9.00	9.00
9	297	700	5271	720	5271	██████████	877092000000566	804							9.00	9.00
10	EMPLOYEE TOTAL-->														9.00	9.00
11	CREW RECAP										877092000000566	804			18.00	18.00
12	CREW TOTAL-->														18.00	18.00
13	297	700	5271	720	VEHICLE # 8207	██████████	877092000000566	645							9.00	9.00
14	VEHICLE TOTAL-->														9.00	9.00
15	297	701	2311	708	2311	██████████	877092000000119	804							7.00	7.00
16	EMPLOYEE TOTAL-->														7.00	7.00
17	297	701	2311	708	2311	██████████	877092000000119	804							15.00	15.00
18	EMPLOYEE TOTAL-->														15.00	15.00
19	297	701	2311	708	2311	██████████	877092000000119	804							8.00	8.00
20	EMPLOYEE TOTAL-->														8.00	8.00
21	CREW RECAP										877092000000119	804			30.00	30.00
22	CREW TOTAL-->														30.00	30.00
23	297	701	2311	708	VEHICLE # 8983	██████████	877092000000119	645							15.00	15.00
24	VEHICLE TOTAL-->														15.00	15.00
25	297	701	4411	712	4411	██████████	877092000000441	804							20.00	20.00
26	EMPLOYEE TOTAL-->														20.00	20.00
27	297	701	4411	712	4411	██████████	877092000000441	804							2.00	2.00
28	EMPLOYEE TOTAL-->														2.00	2.00
29	297	701	4411	712	4411	██████████	709842000000441	804							.83	.83
							709842000000441	804	.67						.67	1.17
							877092000000441	804							20.00	20.00
30	EMPLOYEE TOTAL-->														.67	21.33
31	EMPLOYEE TOTAL-->														.67	22.00
32	EMPLOYEE TOTAL-->														.67	22.00

11/19/05
30
31
32
2.9

2 DVTR EMPLOYEE DETAIL REPORT FOR: 10/25/2005

3	EMP SSN	EAC	EMP RATE	REGULAR	PRO-TRVL	TIME & HALF	DOUBLE TIME	JUL DY/CREW NUM, LOC/BAT/EMP LOC
4				HRS/AMTS	HRS/AMTS	HRS/AMTS	HRS/AMTS	DISTRIBUTION
5			.000	236.40	.00	.00	.00	000000232220089
6	EMP SSN TOTALS:			8.00	.00	.00	.00	
7				236.40	.00	.00	.00	
8	██████████	804	29.550	9.00	.00	.00	9.00	297 700 5271 720 5271
9			.000	265.95	.00	.00	265.95	877092000000566
10	EMP SSN TOTALS:			9.00	.00	.00	9.00	
11				265.95	.00	.00	265.95	
12	██████████	804	28.120	9.00	.00	.00	9.00	297 700 5271 720 5271
13			.000	253.08	.00	.00	253.08	877092000000566
14	EMP SSN TOTALS:			9.00	.00	.00	9.00	
15				253.08	.00	.00	253.08	
16	██████████	804	28.120	7.00	.00	7.00	.00	297 701 2311 708 2311
17			.000	196.84	.00	98.42	.00	877092000000119
18	EMP SSN TOTALS:			7.00	.00	7.00	.00	
19				196.84	.00	98.42	.00	
20	██████████	804	29.550	15.00	.00	.00	15.00	297 701 2311 708 2311
21			.000	443.25	.00	.00	443.25	877092000000119
22	EMP SSN TOTALS:			15.00	.00	.00	15.00	
23				443.25	.00	.00	443.25	
24	██████████	804	28.120	8.00	.00	8.00	.00	297 701 2311 708 2311
25			.000	224.96	.00	112.48	.00	877092000000119
26	EMP SSN TOTALS:			8.00	.00	8.00	.00	
27				224.96	.00	112.48	.00	
28	██████████	804	29.550	20.00	.00	.00	20.00	297 701 4411 712 4411
29			.000	591.00	.00	.00	591.00	877092000000441

(PI)

28
29
11/16-11/17
P3

CONFIDENTIAL

PBC 15

1 6F22-202-111005 --- DCAP DAILY VARIABLE TIME VERIFICATION REPORT --- PAGE 1
2 PR LOCN: 8801 CREW: 211 DATE: 10/24/05 COPY: 01 ACTION: 14:09:37

3 ***** ACCOUNT DISTRIBUTION *****
4 LN CLK TIME RT# LOCATION/ADDRESS JB RF WO #-ER-ACCOUNT-LOC V CD

5	01	-	** WORK HEADQUARTERS*****													11
6	02	0700-1500														36
7		- 8 hrs.														
8		-														
9		-														
10		-														
11		-														
12		-														
13		-														
14		-														
15		-														
16		-														
17		-														
18		-														
19		-														

20 ** WORK HEADQUARTERS***** 11
21 ** CREW HOURS WRKD ** TOTL 8.0 REG 8.0 1.2 D.OT OT

22	***** EMPLOYEE TIME *****		***** EMP HOURS *****				***** OTHER HOURS *****				*****		
23	SS #	EMPLOYEE NAME	LV	CLS	REG	1.2	D.OT	PY	REG	1.2	D.OT	TOTL	OT
24				5E84	8.0							8.0	
25				5E75	8.0							8.0	
26													
27													
28													
29		TOTL EMP HRS	****	16.0								16.0	

30	***** VEHICLES *****												
31	VEH	LN	HRS	PG	LN	HRS	PG	LN	HRS	PG	LN	HRS	PG
32	46-16												
33	15 8583												
34													
35													

36	***** TEMP RELIEVING / SHIFT DIFF *****												
37	SS #	EMPLOYEE NAME	RELV	DESC	REG	1.2	D.OT	SD	REG	1.2	D.OT		
38													

39 REMARKS: _____
40 _____
41 _____

* SIGNED: _____ PR CLERK *
* APPROVED _____ SUPERVISOR *

COPY: 01 ACTION: PAGE 1

42 PR LOCN: 8801 CREW: 211 DATE: 10/24/05

CORRECTED TO 07:05 PM
ENTERED 1112
46-16 P1
15

(297-209-5661)

DVTR ACCOUNT DISTRIBUTION AUDIT TRAIL REPORT FOR: 10/27/2005

EMPLOYEE DETAILS

* INCLUDES: (ACCOUNT CODE TRAVEL TIME, HEADQUARTER TRAVEL, & HEADQUARTER TIME)

-CALCULATIONS-

--DVTR DISTRIBUTION--

2
3
4
5
6
7
8
9
10
11
12
13
14
15
16
17
18
19
20
21
22
23
24
25
26
27
28
29
30
31
32
33
34
35
36

DAY	CRW	CREW	BTH	EMP	SOCIAL	ACCOUNT CODE/ DISTRIBUTION	EAC	SITE HR. TRVL PRO- HOURS RATE	ACCT CODE HOURS	OTHER NON- PROD HOURS	TOTAL HOURS -RATE	OF TOTL SITE HRS	PRO- RATED HOURS	* SITE TRAVEL HOURS	DIST SITE HOURS	DIST TOTL HOURS
		CREW	RECAP			87709200000566	801								13.50	13.50
						87709200000566	804								18.50	18.50
						000000232220089	801			2.50					2.50	2.50
		CREW TOTAL-->									2.50				34.50	34.50
	297	209	5661	813	VEHICLE # 9937	87709200000566	645								18.00	18.00
		VEHICLE TOTAL-->													18.00	18.00
	297	211	7271	819	7271	87709200000727	804								3.00	3.00
		EMPLOYEE TOTAL-->													3.00	3.00
					CREW	RECAP									3.00	3.00
						87709200000727	804								3.00	3.00
		CREW TOTAL-->													3.00	3.00
	297	211	7271	819	VEHICLE # 5095	87709200000727	645								3.00	3.00
		VEHICLE TOTAL-->													3.00	3.00
	297	211	8801	827	8801	87709200000880	801								8.00	8.00
		EMPLOYEE TOTAL-->													8.00	8.00
	297	211	8801	827	8801	87709200000880	801								8.00	8.00
		EMPLOYEE TOTAL-->													8.00	8.00
					CREW	RECAP									16.00	16.00
						87709200000880	801								16.00	16.00
		CREW TOTAL-->													16.00	16.00
	297	211	8801	827	VEHICLE # 8583	87709200000880	645								8.00	8.00
		VEHICLE TOTAL-->													8.00	8.00
	297	212	4161	798	4161	87709200000416	801								2.00	2.00
						87709200000416	804								6.00	6.00
						000000232220089	801			6.00					6.00	6.00
		EMPLOYEE TOTAL-->									6.00				14.00	14.00
					CREW	RECAP									2.00	2.00
						87709200000416	801								6.00	6.00
						87709200000416	804								6.00	6.00
						000000232220089	801			6.00					6.00	6.00
		CREW TOTAL-->									6.00				14.00	14.00

116-115
P.2

DVTR EMPLOYEE DETAIL REPORT FOR: 10/27/2005

	EMP SSN	EAC	EMP RATE	REGULAR HRS/AMTS	PRO-TRVL HRS/AMTS	TIME & HALF HRS/AMTS	DOUBLE TIME HRS/AMTS	JUL DY/CREW NUM,LOC/BAT/EMP LOC DISTRIBUTION
5	EMP SSN TOTALS:			18.00	.00	8.00	2.00	
6				506.16	.00	112.48	56.24	
7	████████	804	28.400	3.00	.00	3.00	.00	297 211 7271 819 7271
8				85.20	.00	42.60	.00	877092000000727
9	EMP SSN TOTALS:			3.00	.00	3.00	.00	
10				85.20	.00	42.60	.00	
11	████████	801	29.550	8.00	.00	.00	.00	297 211 8801 827 8801
12				236.40	.00	.00	.00	877092000000880
13	EMP SSN TOTALS:			8.00	.00	.00	.00	
14				236.40	.00	.00	.00	
15	████████	801	28.120	8.00	.00	.00	.00	297 211 8801 827 8801
16				224.96	.00	.00	.00	877092000000880
17	EMP SSN TOTALS:			8.00	.00	.00	.00	
18				224.96	.00	.00	.00	
19	████████	801	27.160	2.00	.00	.00	.00	297 212 4161 798 4161
20				54.32	.00	.00	.00	877092000000416
21	████████	804	27.160	6.00	.00	6.00	.00	297 212 4161 798 4161
22				162.96	.00	81.48	.00	877092000000416
23	████████	801	27.160	6.00	.00	.00	.00	297 212 4161 4161
24				162.96	.00	.00	.00	000000232220089
25	EMP SSN TOTALS:			14.00	.00	6.00	.00	
26				380.24	.00	81.48	.00	
27	████████	801	28.120	5.50	.00	.00	.00	297 212 5661 813 5661
28				154.66	.00	.00	.00	877092000000566
29	████████	804	28.120	6.50	.00	6.50	.00	297 212 5661 813 5661

3
4
5
6
7
8
9
10
11
12
13
14
15
16
17
18
19
20
21
22
23
24
25
26
27
28
29

46.15
P.3

CONFIDENTIAL

PBC

15

DCAP Daily Variable Time Report

2 PR LOC'N.

9801

CREW:

281

DATE:

10-24-05

PAGE

1 of 2

ACCOUNT DISTRIBUTION

LN	CLOCK TIME	RT #	LOCATION / ADDRESS	JOB REF.	WO #	ER	ACCOUNT	LOC	CD
01	2200 - 2300		WORK HEADQUARTERS	Prep work					11
02	2300 - 2400		Various locations		9770	92		890	
03	-								
04	-								
05	-								
06	-								
07	-		Still working						
08	-								
09	-								
10	-								
11	-								
12	-								
13	-								
14	-								
15	-								
16	-		WORK HEADQUARTERS						11

Total Clock Time	2	LESS Total Meal Time	-	CREW HOURS WORKED				OT CODE
				TOTAL	REG.	1.2	D. OT	73

EMPLOYEE TIME

SOC. SEC. NO.	CK DG	EMPLOYEE NAME	LV	CLASS CODE	EMP. HOURS			OTHER HOURS RPTD			OT CODE	OT MEALS		
					Reg	1.2	D. OT	Reg	1.2	D. OT		PG	LN	ML
				SEBY	2	0.3								
				SEN	2									

TOTAL EMPLOYEE HOURS: 4

VEHICLES

VEHICLE NUMBER	VEHICLE NUMBER	VEHICLE USED OTHER THAN CREW HOURS	VEHICLE NUMBER	ENTER LINE NO. FROM ACCOUNT DISTRIBUTION SECTION										
				LN	HRS	PG	LN	HRS	PG	LN	HRS	PG		
8583	9849													
	6720													

TEMPORARY RELIEVING

SOC. SEC. NO.	CK DG	EMPLOYEE NAME	RELV CODE	RELV CLASS DESCRIPTION	REG			D. OT				
					1.2	D. OT	SD CODE	REG	1.2	D. OT		

REMARKS:

SIGNED:

[Signature]

RESPONSIBLE EMPLOYEE

APPROVED:

[Signature]

SUPERVISOR

46-16 91
16

(297-227-2161) DVTR ACCOUNT DISTRIBUTION AUDIT TRAIL REPORT FOR: 10/27/2005

EMPLOYEE DETAILS										CALCULATIONS			DVTR DISTRIBUTION				
* INCLUDES: (ACCOUNT CODE TRAVEL TIME, HEADQUARTER TRAVEL, & HEADQUARTER TIME)										TOTAL	OF	PRO-	* PRO-	DIST	DIST	DIST	
DAY	CRW	CREW	BTH	EMP	SOCIAL	ACCOUNT CODE/	SITE	HR.	ACCT	OTHER	HOURS	TOTL	PRO-	RATED	TRAVEL	SITE	TOTL
NUM	LOCN	LOCN	LOCN	SECURITY	DISTRIBUTION	EAC	TRVL	PRO-	CODE	PROD	-RATE	HRS	HOURS	HOURS	HOURS	HOURS	HOURS
9					CREW RECAP	877092000000216		804							22.50		22.50
					CREW TOTAL-->										22.50		22.50
11	297	227	2161	792	VEHICLE # 8523	877092000000216		645							7.50		7.50
					VEHICLE TOTAL-->										7.50		7.50
13	297	228	2211	793	2211	877092000000216		801							6.00		6.00
14						877092000000216		804							16.00		16.00
					EMPLOYEE TOTAL-->										22.00		22.00
16					CREW RECAP	877092000000216		801							6.00		6.00
17						877092000000216		804							16.00		16.00
					CREW TOTAL-->										22.00		22.00
19	297	231	8801	827	8801	11		804		1.00					1.00	1.00	2.00
20						877092000000880		804			1.00	1.000	1.00		1.00	1.00	2.00
					EMPLOYEE TOTAL-->					1.00	1.00	1.000	1.00		1.00	1.00	2.00
22	297	231	8801	827	8801	11		804		1.00					1.00	1.00	2.00
23						877092000000880		804			1.00	1.000	1.00		1.00	1.00	2.00
					EMPLOYEE TOTAL-->					1.00	1.00	1.000	1.00		1.00	1.00	2.00
25					CREW RECAP	11		804		2.00					2.00	2.00	4.00
26						877092000000880		804					2.00		2.00	2.00	4.00
					CREW TOTAL-->					2.00			2.00		2.00	2.00	4.00
28	297	232	7271	819	7271	877092000000727		801							8.00		8.00
29						877092000000727		804							6.50		6.50
					EMPLOYEE TOTAL-->										14.50		14.50
31					CREW RECAP	877092000000727		801							8.00		8.00
32						877092000000727		804							6.50		6.50
					CREW TOTAL-->										14.50		14.50
34	297	233	8801	827	8801	877092000000880		804							3.00		3.00
35						000000232220089		801		8.00					8.00		8.00
					EMPLOYEE TOTAL-->					8.00					11.00		11.00

34
35
30
1.2

2

DVTR EMPLOYEE DETAIL REPORT FOR: 10/27/2005

3
4

EMP SSN	EAC	EMP RATE	REGULAR	PRO-TRVL	TIME & HALF	DOUBLE TIME	JUL DY/CREW NUM,LOC/BAT/EMP LOC			
			HRS/AMTS	HRS/AMTS	HRS/AMTS	HRS/AMTS	DISTRIBUTION			

5		.000	210.90	.00	.00	210.90	877092000000216				
6	EMP SSN TOTALS:		7.50	.00	.00	7.50					
7			210.90	.00	.00	210.90					
8	██████████	801 28.120	6.00	.00	.00	.00	297	228	2211	793	2211
9		.000	168.72	.00	.00	.00	877092000000216				
10	██████████	804 28.120	16.00	.00	8.00	8.00	297	228	2211	793	2211
11		.000	449.92	.00	112.48	224.96	877092000000216				
12	EMP SSN TOTALS:		22.00	.00	8.00	8.00					
13			618.64	.00	112.48	224.96					
14	██████████	804 29.550	1.00	1.00	2.00	.00	297	231	8801	827	8801
15		.000	29.55	29.55	29.55	.00	877092000000880				
16	EMP SSN TOTALS:		1.00	1.00	2.00	.00					
17			29.55	29.55	29.55	.00					
18	██████████	804 28.120	1.00	1.00	2.00	.00	297	231	8801	827	8801
19		.000	28.12	28.12	28.12	.00	877092000000880				
20	EMP SSN TOTALS:		1.00	1.00	2.00	.00					
21			28.12	28.12	28.12	.00					
22	██████████	801 20.750	8.00	.00	.00	.00	297	232	7271	819	7271
23		.000	166.00	.00	.00	.00	877092000000727				
24	██████████	804 20.750	6.50	.00	6.50	.00	297	232	7271	819	7271
25		.000	134.88	.00	67.43	.00	877092000000727				
26	EMP SSN TOTALS:		14.50	.00	6.50	.00					
27			300.88	.00	67.43	.00					
28	██████████	804 20.750	3.00	.00	3.00	.00	297	233	8801	827	8801
		.000	62.25	.00	31.13	.00	877092000000880				

26 116-16
27 16
28 P.3

CONFIDENTIAL

(17)

2 6F22-202-102705 --- DCAP DAILY VARIABLE TIME VERIFICATION REPORT --- PAGE 1
3 PR LOCN: 5761 CREW: 103 DATE: 10/26/05 COPY: 01 ACTION: 18:48:55

4 ***** ACCOUNT DISTRIBUTION *****
5 LN CLK TIME RT# LOCATION/ADDRESS JB RE WO #-ER-ACCOUNT-LOC V CD

6	01	-	** WORK HEADQUARTERS*****	11
7	02	0600-2200	STORM	8770 92 000.000 551 31
8		-	16 hrs (R)	
9		-		
10		-		
11		-		
12		-		
13		-		
14		-		
15		-		
16		-		
17		-		
18		-		
19		-		
20		-		
21		-	** WORK HEADQUARTERS*****	11
22			** CREW HOURS WRKD **	TOTL 16.0 REG 8.0 1.2 8.0 D.OT OT 89

23	***** EMPLOYEE TIME *****	EMPL HOURS	OTHER HOURS	RPTD	*****
24	SS # EMPLOYEE NAME LV CLS	REG 1.2 D.OT	PY REG 1.2 D.OT	TOTL OT	
25	[REDACTED] 5E75	8.0 8.0		16.0	
26	[REDACTED] 5E84	8.0 8.0		16.0	
27					
28					
29					
30	TOTL EMP HRS	**** 16.0 16.0		32.0	

31	***** VEHICLES *****				
32	VEH LN HRS PG LN HRS PG LN HRS PG LN HRS PG				
33	(16-16)				
34					
35	(17) 8720				
36					

37	***** TEMP RELIEVING / SHIFT DIFF *****				
38	SS # EMPLOYEE NAME RELV DESC	REG 1.2 D.OT	SD REG 1.2 D.OT		
39					

40 REMARKS: _____
41 _____
42 _____

* SIGNED: _____ PR CLERK *
* APPROVED _____ SUPERVISOR *

COPY: 01 ACTION: PAGE 1

46-16
17 P.1

(299-103-5271) DVTR ACCOUNT DISTRIBUTION AUDIT TRAIL REPORT FOR: 10/27/2005

EMPLOYEE DETAILS

* INCLUDES: (ACCOUNT CODE TRAVEL TIME, HEADQUARTER TRAVEL, & HEADQUARTER TIME)

										---CALCULATIONS---			---DVTR DISTRIBUTION---				
										TOTAL	OF	*	* PRO-	DIST	DIST	DIST	
DAY	CRW	CREW	BTH	EMP	SOCIAL	ACCOUNT CODE/	SITE	HR. TO	ACCT	OTHER	HOURS	TOTL	PRO-	RATED	TRAVEL	SITE	TOTL
NUM	LOCN	LOCN	LOCN	LOCN	SECURITY	DISTRIBUTION	EAC	TRVL	PRO-	CODE	NON-	TO PRO	SITE	%	HOURS	HOURS	HOURS
										-RATE	HRS	HOURS	HOURS	HOURS	HOURS	HOURS	
299	103	5271	808	5271		11	801					.50	1.000	.50	1.00	7.00	8.00
							877092000000566	801	.50			.50	1.000	.50	1.00	10.00	10.00
							877092000000566	804									
(CORRECTION) EMPLOYEE TOTAL-->									.50	.50		.50	1.000	.50	1.00	17.00	18.00
299	103	5271	808	5271		11	801					.50	1.000	.50	1.00	7.00	8.00
							877092000000566	801	.50			.50	1.000	.50	1.00	10.00	10.00
							877092000000566	804									
(CORRECTION) EMPLOYEE TOTAL-->									.50	.50		.50	1.000	.50	1.00	17.00	18.00
CREW RECAP						11	801										
							877092000000566	801	1.00				1.00		2.00	14.00	16.00
							877092000000566	804							20.00	20.00	
(CORRECTION) CREW TOTAL-->									1.00	1.00		1.00		2.00	34.00	36.00	
299	103	5271	808	VEHICLE # 8965		11	645					.50	1.000	.50	1.00	17.00	18.00
							877092000000566	645	.50			.50	1.000	.50	1.00	17.00	18.00
(CORRECTION) VEHICLE TOTAL-->									.50	.50		.50	1.000	.50	1.00	17.00	18.00
299	103	5271	808	VEHICLE # 8460		11	645					.50	1.000	.50	1.00	17.00	18.00
							877092000000566	645	.50			.50	1.000	.50	1.00	17.00	18.00
(CORRECTION) VEHICLE TOTAL-->									.50	.50		.50	1.000	.50	1.00	17.00	18.00
299	103	5761	815	5761		877092000000551	801								8.00	8.00	
							877092000000551	804							8.00	8.00	
EMPLOYEE TOTAL-->														16.00	16.00		
299	103	5761	815	5761		877092000000551	801								8.00	8.00	
							877092000000551	804							8.00	8.00	
EMPLOYEE TOTAL-->														16.00	16.00		
CREW RECAP						877092000000551	801								16.00	16.00	
							877092000000551	804							16.00	16.00	
CREW TOTAL-->														32.00	32.00		
299	103	5761	815	VEHICLE # 8720		877092000000551	645								16.00	16.00	
VEHICLE TOTAL-->														16.00	16.00		

1
2
3
4
5
6
7
8
9
10
11
12
13
14
15
16
17
18
19
20
21
22
23
24
25
26
27
28
29
30
31
32
33
34
35
36
4/11

22

DVTR EMPLOYEE DETAIL REPORT FOR: 10/27/2005

1
2
3
4
5
6
7
8
9
10
11
12
13
14
15
16
17
18
19
20
21
22
23
24
25
26
27
28
29
30

EMP SSN	EAC	EMP RATE	REGULAR HRS/AMTS	PRO-TRVL HRS/AMTS	TIME & HALF HRS/AMTS	DOUBLE TIME HRS/AMTS	JUL DY/CREW NUM,LOC/BAT/EMP LOC DISTRIBUTION
		.000	281.20	.00	112.48	56.24	877092000000566
EMP SSN TOTALS:			17.00	1.00	8.00	2.00	
			478.04	28.12	112.48	56.24	
████████	801	29.550	7.00	1.00	.00	.00	299 103 5271 808 5271
		.000	206.85	29.55	.00	.00	877092000000566
████████	804	29.550	10.00	.00	8.00	2.00	299 103 5271 808 5271
		.000	295.50	.00	118.20	59.10	877092000000566
EMP SSN TOTALS:			17.00	1.00	8.00	2.00	
			502.35	29.55	118.20	59.10	
████████	801	28.120	8.00	.00	.00	.00	299 103 5761 815 5761
		.000	224.96	.00	.00	.00	877092000000551
████████	804	28.120	8.00	.00	8.00	.00	299 103 5761 815 5761
		.000	224.96	.00	112.48	.00	877092000000551
EMP SSN TOTALS:			PI 16.00	.00	8.00	.00	
			449.92	.00	112.48	.00	
████████	801	29.550	8.00	.00	.00	.00	299 103 5761 815 5761
		.000	236.40	.00	.00	.00	877092000000551
████████	804	29.550	8.00	.00	8.00	.00	299 103 5761 815 5761
		.000	236.40	.00	118.20	.00	877092000000551
EMP SSN TOTALS:			PI 16.00	.00	8.00	.00	
			472.80	.00	118.20	.00	
████████	801	28.120	7.50	.50	.00	.00	299 103 8831 832 8831
		.000	210.90	14.06	.00	.00	877092000000883
████████	804	28.120	7.50	.50	8.00	.00	299 103 8831 832 8831
		.000	210.90	14.06	112.48	.00	877092000000883

28

29
30

PBC 19

6F22-202-111005 --- DCAP DAILY VARIABLE TIME VERIFICATION REPORT --- PAGE 1
 PR LOCN: 8801 CREW: 211 DATE: 10/24/05 COPY: 01 ACTION: C 14:09:37

***** ACCOUNT DISTRIBUTION *****
 LN CLK TIME RT# LOCATION/ADDRESS JB RF WO #-ER-ACCOUNT-LOC V CD

01 --- ** WORK HEADQUARTERS***** 11
 02 ---

7 ---
 8 --- *Crew @ home during*
 9 --- *storm approval entry*
 10 --- *should have been*
 11 --- *coded 09.*
 12 ---
 13 ---
 14 ---
 15 ---
 16 --- *See Report*
 17 ---
 18 --- *Corrected Copy -*

01 --- ** WORK HEADQUARTERS***** 11
 ** CREW HOURS WRKD ** TOTL REG 1.2 D.OT OT

***** EMPLOYEE TIME *****		EMPL HOURS			OTHER HOURS RPTD			*****	
SS #	EMPLOYEE NAME	LV	CLS	REG	1.2	D.OT	PY	REG	TOTL OT
	[REDACTED]		5E84				09	8.0	8.0
	[REDACTED]		5E75				09	8.0	8.0
TOTL EMP HRS							16.0		16.0

***** VEHICLES *****													
VEH	VEH	LN	HRS	PG	LN	HRS	PG	LN	HRS	PG	LN	HRS	PG
7818													

***** TEMP RELIEVING / SHIFT DIFF *****											
SS #	EMPLOYEE NAME	RELV	DESC	REG	1.2	D.OT	SD	REG	1.2	D.OT	

REMARKS:

 * SIGNED: *[Signature]* PR CLERK *
 * APPROVED: *[Signature]* SUPERVISOR *

42 PR LOCN: 8801 CREW: 211 DATE: 10/24/05 COPY: 01 ACTION: C PAGE 1

CORRECTION
 SEE ATTACHED

46-16
 19 91

(297-211-8801) DVTR ACCOUNT DISTRIBUTION AUDIT TRAIL REPORT FOR: 11/10/2005

EMPLOYEE DETAILS

* INCLUDES:(ACCOUNT CODE TRAVEL TIME, HEADQUARTER TRAVEL, & HEADQUARTER TIME)

2
5
6
7
8
9
10
11
12
13
14
15
16
17
18
19
20
21
22
23
24
25
26
27
28
29
30
31
32
33

EMPLOYEE DETAILS										CALCULATIONS			DVTR DISTRIBUTION			
DAY	CRW NUM	CREW LOCN	BTH LOCN	EMP LOCN	SOCIAL SECURITY	ACCOUNT CODE/DISTRIBUTION	EAC	SITE TRVL HR. TO PRO- RATE	ACCT CODE HOURS	NON-PROD HOURS	TOTAL HOURS	OF SITE HRS	PRO-RATED HOURS	* SITE TRAVEL HOURS	DIST SITE HOURS	DIST TOTL HOURS
9	297	211	8801	754	8801	877092000000880	801								8.00	8.00
10	(REVERSAL) EMPLOYEE TOTAL-->															
11	297	211	8801	754	8801	877092000000880	801								8.00	8.00
12	(REVERSAL) EMPLOYEE TOTAL-->															
13						877092000000880	801								16.00	16.00
14	(REVERSAL) CREW TOTAL-->															
15	297	211	8801	754	VEHICLE # 8583	877092000000880	645								8.00	8.00
16	(REVERSAL) VEHICLE TOTAL-->															
17	297	211	8801		8801	000000232220089	801			8.00					8.00	8.00
18	(CORRECTION) EMPLOYEE TOTAL-->															
19	297	211	8801		8801	000000232220089	801			8.00					8.00	8.00
20	(CORRECTION) EMPLOYEE TOTAL-->															
21						000000232220089	801			16.00					16.00	16.00
22	297	231	8801	755	8801	11	804	1.00								
23						877092000000880	804				1.00	1.00	1.00	1.00	1.00	2.00
24	(REVERSAL) EMPLOYEE TOTAL-->															
25	297	231	8801	755	8801	11	804	1.00								
26						877092000000880	804				1.00	1.00	1.00	1.00	1.00	2.00
27	(REVERSAL) EMPLOYEE TOTAL-->															
28						11	804	2.00								
29						877092000000880	804					2.00		2.00	2.00	4.00
30	(REVERSAL) CREW TOTAL-->															
31	297	231	8801	755	8801	877092000000880	804								2.00	2.00
32	(CORRECTION) EMPLOYEE TOTAL-->															
33	297	231	8801	755	8801	877092000000880	804								2.00	2.00
	(CORRECTION) EMPLOYEE TOTAL-->															

11/10/05
8.2

CONFIDENTIAL



20

DCAP Daily Variable Time Report

PR LOC'N. 8801

CREW: 211

DATE: 10-24-05

PAGE 1

ACCOUNT DISTRIBUTION

LN	CLOCK TIME	RT #	LOCATION / ADDRESS	JOB REF.	WO #	ER	ACCOUNT	LOC	CD
01	-		WORK HEADQUARTERS						11
02	0702-1500		Station		8270	32		880	36
03	-								
04	-								
05	-								
06	-								
07	-								
08	-								
09	-								
10	-								
11	-								
12	-								
13	-								
14	-								
15	-								
16	-		WORK HEADQUARTERS						11

Handwritten signature/initials

Total Clock Time	16	LESS Total Meal Time	-	TOTAL	8	REG.	8	1.2		D. OT		OT CODE
------------------	----	----------------------	---	-------	---	------	---	-----	--	-------	--	---------

EMPLOYEE TIME

SOC. SEC. NO.	CK DG	EMPLOYEE NAME	LV	CLASS CODE	EMP. HOURS			OTHER HOURS RPTD			OT CODE	OT MEALS				
					Reg	1.2	D. OT	PAY CODE	Reg	1.2		D. OT	PG	LN	ML	
				SEBY	8			09	8							
				SE75	8			09	8							
TOTAL EMPLOYEE HOURS:					16			16								

VEHICLES

VEHICLE NUMBER	VEHICLE NUMBER	VEHICLE USED OTHER THAN CREW HOURS	VEHICLE NUMBER	ENTER LINE NO. FROM ACCOUNT DISTRIBUTION SECTION											
				LN	HRS	PG	LN	HRS	PG	LN	HRS	PG			
8888															

TEMPORARY RELIEVING

SOC. SEC. NO.	CK DG	EMPLOYEE NAME	RELY CODE	RELY CLASS DESCRIPTION	REG			D. OT				
					1.2	D. OT	SD CODE	REG	1.2	D. OT		

REMARKS:

SIGNED: [Signature] RESPONSIBLE EMPLOYEE
APPROVED: [Signature] SUPERVISOR

46-16/20

PA

(297-231-880) DVTR ACCOUNT DISTRIBUTION AUDIT TRAIL REPORT FOR: 11/10/2005

EMPLOYEE DETAILS										CALCULATIONS			---DVTR DISTRIBUTION---				
* INCLUDES: (ACCOUNT CODE TRAVEL TIME, HEADQUARTER TRAVEL, & HEADQUARTER TIME)										TOTAL	%	* PRO-	* PRO-	DIST	DIST	DIST	
DAY	CRW	CREW	BTH	EMP	SOCIAL	ACCOUNT CODE/	SITE	HR.	ACCT	NON-	HOURS	TOTL	PRO-	RATED	TRAVEL	SITE	TOTL
NUM	LOCN	LOCN	LOCN	SECURITY	DISTRIBUTION	EAC	TRVL	PRO-	CODE	PROD	-RATE	HRS	HOURS	HOURS	HOURS	HOURS	HOURS
						87709200000880		804							4.00		4.00
						CREW RECAP											
						(CORRECTION) CREW TOTAL-->									4.00		4.00
10	298	231	8801	755	8801	11		804			1.00-						
11						000000583100089		804				1.00-1R000	1.00-		1.00-		1.00-
12						(REVERSAL) EMPLOYEE TOTAL-->					1.00-				1.00-		1.00-
13	298	231	8801	755	8801	11		804			1.00-						
14						000000583100089		804				1.00-1R000	1.00-		1.00-		1.00-
15						(REVERSAL) EMPLOYEE TOTAL-->					1.00-				1.00-		1.00-
16	298	231	8801	755	8801	11		804			1.00-						
17						000000583100089		804				1.00-1R000	1.00-		1.00-		1.00-
18						(REVERSAL) EMPLOYEE TOTAL-->					1.00-				1.00-		1.00-
19						CREW RECAP		804			2.00-				2.00-		2.00-
20						000000583100089		804					2.00-		2.00-		2.00-
21						(REVERSAL) CREW TOTAL-->					2.00-				2.00-		2.00-
22	298	231	8801	755	VEHICLE # 9849	11		645			1.00-						
23						000000583100089		645				1.00-1R000	1.00-		1.00-		1.00-
24						(REVERSAL) VEHICLE TOTAL-->					1.00-				1.00-		1.00-
25	298	231	8801	755	8801	87709200000880		804							1.00		1.00
26						(CORRECTION) EMPLOYEE TOTAL-->									1.00		1.00
27	298	231	8801	755	8801	87709200000880		804							1.00		1.00
28						(CORRECTION) EMPLOYEE TOTAL-->									1.00		1.00
29						CREW RECAP		804							2.00		2.00
30						87709200000880		804							2.00		2.00
31						(CORRECTION) CREW TOTAL-->									2.00		2.00
32	298	231	8801	755	VEHICLE # 9849	87709200000880		645							1.00		1.00
						(CORRECTION) VEHICLE TOTAL-->									1.00		1.00
	301	353	5471	741	5471	87709200000536		801							8.00		8.00
						87709200000536		804							8.00		8.00
						EMPLOYEE TOTAL-->									16.00		16.00
						CREW RECAP		801							8.00		8.00
						87709200000536		804							8.00		8.00
						CREW TOTAL-->									16.00		16.00

1
2
3
4
5
6
7
8
9
10
11
12
13
14
15
16
17
18
19
20
21
22
23
24
25
26
27
28
29
30
31
32

20/91
20

DVTR EMPLOYEE DETAIL REPORT FOR: 11/10/2005

EMP SSN	EAC	EMP RATE	REGULAR HRS/AMTS	PRO-TRVL HRS/AMTS	TIME & HALF HRS/AMTS	DOUBLE TIME HRS/AMTS	JUL DY/CREW NUM,LOC/BAT/EMP LOC	DISTRIBUTION
		.000	224.96-	.00	.00	.00	877092000000880	
EMP SSN TOTALS:			8.00-	.00	.00	.00		
			224.96-	.00	.00	.00		
██████████	801	29.550	8.00	.00	.00	.00	297 211 8801	8801
		.000	236.40	.00	.00	.00	000000232220089	
EMP SSN TOTALS:			8.00	.00	.00	.00		
			236.40	.00	.00	.00		
██████████	801	28.120	8.00	.00	.00	.00	297 211 8801	8801
		.000	224.96	.00	.00	.00	000000232220089	
EMP SSN TOTALS:			8.00	.00	.00	.00		
			224.96	.00	.00	.00		
██████████	804	29.550	1.00-	1.00-	2.00-	.00	297 231 8801 755	8801
		.000	29.55-	29.55-	29.55-	.00	877092000000880	
EMP SSN TOTALS:			1.00-	1.00-	2.00-	.00		
			29.55-	29.55-	29.55-	.00		
██████████	804	28.120	1.00-	1.00-	2.00-	.00	297 231 8801 755	8801
		.000	28.12-	28.12-	28.12-	.00	877092000000880	
EMP SSN TOTALS:			1.00-	1.00-	2.00-	.00		
			28.12-	28.12-	28.12-	.00		
██████████	804	29.550	2.00	.00	2.00	.00	297 231 8801 755	8801
		.000	59.10	.00	29.55	.00	877092000000880	
EMP SSN TOTALS:			2.00	.00	2.00	.00		
			59.10	.00	29.55	.00		
██████████	804	28.120	2.00	.00	2.00	.00	297 231 8801 755	8801
		.000	56.24	.00	28.12	.00	877092000000880	
EMP SSN TOTALS:			2.00	.00	2.00	.00		
			56.24	.00	28.12	.00		

1
2
3
4

5
6
7
8
9
10
11
12
13
14
15
16
17
18
19
20
21
22
23
24
25
26

27
28

16/10/05
P.3

1 VEHICLE

	DATE	GL ACCT	LOCN	SRC	AMOUN	B-WO	B-ER	B-LOCEAC	PR	LOPP	CREW	VH #	JUL	TOT	VH	FB	AT	VH	CL	
2	WILMA																			
3	295	200510	186.176	999	41000	\$4,100.01	8770	92	465	645	4811	0	0	8987	300	119		51	23	
4	296	200510	186.176	999	41000	\$1,813.00	8770	92	465	645	4811	0	0	7078	300	150		51	22	
5	287	200510	186.176	999	41000	\$1,589.60	8770	92	465	645	4651	0	0	8222	300	180		51	15	
6	298	200510	186.176	999	41000	\$1,538.50	8770	92	465	645	4811	0	0	1791	300	150		51	23	
7	299	200510	186.176	999	41000	\$2,500.18	8770	92	465	645	4651	0	0	17322	300	182		51	21	
8						\$11,541.29														
9						(12) \$423,513.14														
10						2.7251%														
11																				
12	RITA																			
13	300	200509	186.177	999	41000	\$1,740.48	8761	92	880	645	4811	0	0	7076	269	48		50	22	
14	301	200509	186.177	999	41000	\$1,668.32	8761	92	889	645	8891	20	110	8221	264	16		50	30	
15						\$3,408.80														
16						(12) \$233,599.60														
17						1.459%														
18	KATRINA																			
19	302	200509	186.179	999	41000	\$18,782.01	8759	92	889	645	8891	0	0	8402	259	117		50	23	
20	303	200509	186.179	999	41000	\$2,800.07	8759	92	889	645	8891	0	0	7037	259	91		50	22	
21	304	200509	186.179	999	41000	\$1,824.73	8759	92	889	645	8891	18	110	8221	238	17.5		50	30	
22	305	200510	186.179	999	41000	\$5,943.39	8759	92	880	645	5091	0	0	6633	270	157		51	30	
23	306	200510	186.179	999	41000	\$5,799.69	8759	92	880	645	5091	0	0	8634	270	117		51	27	
24	307	200510	186.179	999	41000	\$2,211.86	8759	92	880	645	5091	0	0	1187	270	161		51	22	
25	308	200510	186.179	999	41000	\$2,073.66	8759	92	880	645	5091	0	0	17009	270	151		51	23	
26						\$38,435.41														
27						(12) \$1,230,840.42														
28						3.2039%														
29						\$54,385.50														
						\$1,887,953.16														
						2.8807%														

CONFIDENTIAL

47-1P2

47-1P4

47-1P3

41 * 30.77 = 12,800.07

47-2

Index

✓ Mined to 47-2

10/15/09

47
47