



R. Wade Litchfield
Associate General Counsel
Regulatory
Florida Power & Light Company
700 Universe Boulevard
Juno Beach, FL 33408-0420
(561) 691-7101
(561) 691-7135 (Facsimile)

June 9, 2006

VIA HAND DELIVERY

Ms. Blanca S. Bayó, Director
Division of the Commission Clerk and
Administrative Services
Florida Public Service Commission
Betty Easley Conference Center, Room 110
2540 Shumard Oak Boulevard
Tallahassee, Florida 32399-0850

Re: Docket No. 060001-EI – Monthly Fuel Filings

Dear Ms. Bayó:

Enclosed herewith for filing are the original and five (5) copies of the following monthly fuel reports for FPL:

- (a) FPSC Forms 423-1, 423-1(a), and 423-1(b) for Florida Power & Light Company for the month of March 2006;
- (b) FPSC Forms 423-2, 423-2(a), and 423-2(b) for St. Johns River Power Park (SJRPP) for the month of March 2006; and
- (c) FPSC Forms 423-2, 423-2(a), and 423-2(b) for Plant Scherer for the month of February 2006.

FPL's Request for Confidential Classification of the information removed from FPL FPSC Form 423 1(a) and SJRPP FPSC Forms 423-2, 423-2(a), and 423-2(b) is being filed under separate cover. Should you have any questions regarding this filing, please contact me at (561) 691-7101.

Thank you for your attention to this matter, I remain,

Sincerely,

R. Wade Litchfield

RWL/ec
Enclosures
cc: Service List

Doc/423 Fuel Filing/March 2006

an FPL Group company

DOCUMENT NUMBER DATE

4985 JUN -9 6

FPSC-COMMISSION CLERK

MONTHLY REPORT OF COST AND QUALITY OF FUEL OIL FOR ELECTRIC PLANTS
ORIGIN, VOLUME, DELIVERED PRICE AND AS RECEIVED QUANTITY

1. REPORTING MONTH: MAR YEAR: 2006

2. REPORTING COMPANY: FLORIDA POWER & LIGHT COMPANY

3. NAME, TITLE, TELEPHONE NUMBER OF CONTACT PERSON CONCERNING DATA
SUBMITTED ON THIS FORM: KORY DUBIN, REGULATORY AFFAIRS, (305) 552-4910.

4. SIGNATURE OF OFFICIAL SUBMITTING REPORT: 

5. DATE COMPLETED: 05/11/2006

LINE NO	PLANT	SUPPLIER	SHIPPING POINT	PURCHASE TYPE	DELIVERY LOCATION	DELIVERY DATE	TYPE OIL	SULFUR (%)	BTU CONTENT (BTU / GAL)	VOLUME (BBL)	PRICE (\$/BBL)
1	CAPE CANAVERAL	SEMPRA	ST. ROSE	S	PORT CANAVERAL	03/12/2006	F06	0.98	153262	148406	54.6300
2	PT. EVERGLADES	AMERIGAS	NA-TRUCK DELIVERY	STC		03/02/2006	PRO	N/A	N/A	7	63.1900
3	PT. EVERGLADES	AMERIGAS	NA-TRUCK DELIVERY	STC		03/16/2006	PRO	N/A	N/A	7	62.1300
4	PT. EVERGLADES	AMERIGAS	NA-TRUCK DELIVERY	STC		03/30/2006	PRO	N/A	N/A	7	64.5300
5	TURKEY POINT	AMERIGAS	NA-TRUCK DELIVERY	STC		03/08/2006	PRO	N/A	N/A	7	119.2800
6	RIVIERA	FERRELL	NA-TRUCK DELIVERY	STC		03/03/2006	PRO	N/A	N/A	3	82.2800
7	RIVIERA	FERRELL	NA-TRUCK DELIVERY	STC		03/10/2006	PRO	N/A	N/A	3	82.2800
8	RIVIERA	FERRELL	NA-TRUCK DELIVERY	STC		03/17/2006	PRO	N/A	N/A	5	82.2800
9	RIVIERA	FERRELL	NA-TRUCK DELIVERY	STC		03/24/2006	PRO	N/A	N/A	7	82.2800
10	RIVIERA	FERRELL	NA-TRUCK DELIVERY	STC		03/31/2006	PRO	N/A	N/A	3	83.9600
11	MARTIN	INDIANTOWN	NA-TRUCK DELIVERY	STC		03/28/2006	PRO	N/A	N/A	12	63.0000

DOCUMENT NUMBER - 2006
 04985 JUN -9 9
 FPSC-COMMISSION CLEAR

MONTHLY REPORT OF COST AND QUALITY OF FUEL OIL FOR ELECTRIC PLANTS

DETAIL OF INVOICE AND TRANSPORTATION CHARGES

FPSC FORM NO. 423-1 (a)

1. REPORTING MONTH: MAR YEAR: 2006

2. REPORTING COMPANY: FLORIDA POWER LIGHT COMPANY

3. NAME, TITLE TELEPHONE NUMBER OF CONTACT PERSON CONCERNING DATA
SUBMITTED ON THIS FORM: KORY DUBIN, REGULATORY AFFAIRS, (305) 552-4910.

4. SIGNATURE OF OFFICIAL SUBMITTING REPORT: *[Signature]*

5. DATE COMPLETED: 05/09/2006

EDITED COPY

(A) LINE NO.	(B) PLANT	(C) SUPPLIER	(D) DELIVERY LOCATION	(E) DELIVERY DATE	(F) TYPE OIL	(G) VOLUME (BBL)	(H) INVOICE PRICE (\$/BBL)	(I) INVOICE AMOUNT (\$)	(J) DISCOUNT (\$)	(K) NET AMOUNT (\$)	(L) NET PRICE (\$/BBL)	(M) QUALITY ADJUST. (\$/BBL)	(N) EFFECTIVE PUR PRICE (\$/BBL)	(O) TRANSP TO TERM (\$/BBL)	(P) ADDITIONAL TRANS CHGS (\$/BBL)	(Q) OTHER CHGS (\$/BBL)	(R) DELIVERED PRICE (\$/BBL)
1	PCC	SEMPRA	PORT CANAVERAL	03/12/2006	F06	148406								0.0000			55.1865
2	PPE	AMERIGAS		03/02/2006	PRO	7	63.1900	442	0	442	63.1900	0.0000	63.1900	0.0000	0.0000	0.0000	63.1900
3	PPE	AMERIGAS		03/16/2006	PRO	7	62.1300	435	0	435	62.1300	0.0000	62.1300	0.0000	0.0000	0.0000	62.1300
4	PPE	AMERIGAS		03/30/2006	PRO	7	64.5300	452	0	452	64.5300	0.0000	64.5300	0.0000	0.0000	0.0000	64.5300
5	PTF	AMERIGAS		03/08/2006	PRO	7	119.2800	835	0	835	119.2800	0.0000	119.2800	0.0000	0.0000	0.0000	119.2800
6	PRV	FERRELL		03/03/2006	PRO	3	82.2800	247	0	247	82.2800	0.0000	82.2800	0.0000	0.0000	0.0000	82.2800
7	PRV	FERRELL		03/10/2006	PRO	3	82.2800	247	0	247	82.2800	0.0000	82.2800	0.0000	0.0000	0.0000	82.2800
8	PRV	FERRELL		03/17/2006	PRO	5	82.2800	411	0	411	82.2800	0.0000	82.2800	0.0000	0.0000	0.0000	82.2800
9	PRV	FERRELL		03/24/2006	PRO	7	82.2800	576	0	576	82.2800	0.0000	82.2800	0.0000	0.0000	0.0000	82.2800
10	PRV	FERRELL		03/31/2006	PRO	3	83.9600	252	0	252	83.9600	0.0000	83.9600	0.0000	0.0000	0.0000	83.9600
11	PMR	INDIANTOWN		03/28/2006	PRO	12	63.0000	756	0	756	63.0000	0.0000	63.0000	0.0000	0.0000	0.0000	63.0000

FPSC FORM NO. 423-1(b)

MONTHLY REPORT OF COST AND QUALITY OF FUEL OIL FOR ELECTRIC PLANTS
 REPORT OF ADJUSTMENTS TO PREVIOUS OIL DELIVERIES

1. REPORTING MONTH: MARCH YEAR: 2006

3. NAME, TITLE, & TELEPHONE NUMBER OF CONTACT PERSON CONCERNING DATA
 SUBMITTED ON THIS FORM: KORY DUBIN, REGULATORY AFFAIRS,

2. REPORTING COMPANY: FLORIDA POWER & LIGHT COMPANY

4. SIGNATURE OF OFFICIAL SUBMITTING REPORT: 

5. DATE COMPLETE: 3/15/2006

LINE NO.	MONTH REPORTED	FORM PLANT NAME	SUPPLIER	ORIGINAL LINE NUMBER	OLD VOLUME (BBLS)	FORM NO.	COLUMN DESIGNATOR & TITLE	OLD VALUE	NEW VALUE	NEW DELIVERED PRICE (\$/BBL)	REASON FOR REVISION
(A)	(B)	(C)	(D)	(E)	(F)	(G)	(H)	(I)	(J)	(K)	(L)
1	NONE										


**MONTHLY REPORT OF COST AND QUALITY OF COAL FOR ELECTRIC PLANTS
ORIGIN, TONNAGE, DELIVERED PRICE AND AS RECEIVED QUALITY**

1. Report For Month/Yr: **March 2006**

4. Name, Title & Telephone Number of Contact
Person Concerning Data Submitted on this Form: **Korel M. Dubin (305-552-4910)**

2. Reporting Company: **Florida Power & Light**

5. Signature of Official Submitting Report:



3. Plant Name: **St. Johns River Power Park (SJRPP)**

6. Date Completed:

April 11, 2006

Line No.	Supplier Name	Mine Location	Purchase Type	Transportation Mode	Tons	Effective Purchase Price (\$/Ton)	Total Trans Cost (\$/Ton)	FOB Plant Price (\$/Ton)	As Received Coal Quality			
									Sulfur Content (%)	Btu Content (%)	Ash Content (%)	Moisture Content (%)
(a)	(b)	(c)	(d)	(e)	(f)	(g)	(h)	(i)	(j)	(k)	(l)	(m)
1	Coal Marketing Company	45,IM,999	LTC	OC	22,445			48.85	0.65	11,385	7.98	12.38
2	DTE Clover, LLC	08,KY,095	LTC	UR	16,437			51.53	1.30	12,384	10.82	6.53
3	Oxbow Carbon & Minerals Inc.	,TX,	S	OC	6,622			32.14	6.50	14,009	0.47	7.28
4	TCP Petcoke Corporation	,TX,	LTC	OC	6,870			29.57	6.35	13,657	0.36	9.86

EDITED COPY

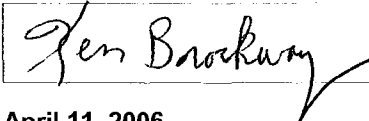
**MONTHLY REPORT OF COST AND QUALITY OF COAL FOR ELECTRIC PLANTS
DETAIL OF INVOICE PURCHASE PRICE**

1. Report For Month/Yr: **March 2006**

2. Reporting Company: **Florida Power & Light**

3. Plant Name: **St. Johns River Power Park (SJRPP)**

4. Name, Title & Telephone Number of Contact
Person Concerning Data Submitted on this Form: **Korel M. Dubin (305-552-4910)**

5. Signature of Official Submitting Report: 

6. Date Completed: **April 11, 2006**

Line No.	Supplier Name	Mine Location	Purchase Type	Tons	FOB Mine Price (\$/Ton)	Short Haul & Loading Charge	Original Invoice Price (\$/Ton)	Retro-active Price Increases (\$/Ton)	Base Price (\$/Ton)	Quality Adjustments (\$/Ton)	Effective Purchase Price (\$/Ton)
(a)	(b)	(c)	(d)	(e)	(f)	(g)	(h)	(i)	(j)	(k)	(l)
1	Coal Marketing Company	45,IM,999	LTC	22,445		0.00		0.00		0.00	
2	DTE Clover, LLC	08,KY,095	LTC	16,437		0.00		0.00		0.00	
3	Oxbow Carbon & Minerals Inc.	,TX,	S	6,622		0.00		0.00		0.00	
4	TCP Petcoke Corporation	,TX,	LTC	6,870		0.00		0.00		0.00	

EDITED COPY

**MONTHLY REPORT OF COST AND QUALITY OF COAL FOR ELECTRIC PLANTS
DETAIL OF TRANSPORTATION CHARGES**

1. Report For Month/Yr: **March 2006**

4. Name, Title & Telephone Number of Contact

Person Concerning Data Submitted on this Form: **Korel M. Dubin (305-552-4910)**

2. Reporting Company: **Florida Power & Light**

5. Signature of Official Submitting Report:



3. Plant Name: **St. Johns River Power Park (SJRPP)**

6. Date Completed:

April 11, 2006

Line No.	Supplier Name	Mine Location	Shipping Point	Transportation Mode	Tons	Effective Purchase Price (\$/Ton)	Short Haul & Loading Charge (\$/Ton)	Rail Charges		Waterborne Charges					Total Transport Charges (\$/Ton)	FOB Plant Price (\$/Ton)
								Rail Rate (\$/Ton)	Other Rail Charges (\$/Ton)	River Barge Rate (\$/Ton)	Trans-loading Rate (\$/Ton)	Ocean Barge Rate (\$/Ton)	Other Water Charges (\$/Ton)	Related Charges (\$/Ton)		
(a)	(b)	(c)	(d)	(e)	(f)	(g)	(h)	(i)	(j)	(k)	(l)	(m)	(n)	(o)	(p)	(q)
1	Coal Marketing Company	45,IM,999	EL CERREJON	OC	22,445		0.00	0.00	0.00	0.00	0.00	0.00	0.00	0.00		48.85
2	DTE Clover, LLC	08,KY,095	CLOVER DTE	UR	16,437		0.00	0.00	0.00	0.00	0.00	0.00	0.00	0.00		51.53
3	Oxbow Carbon & Minerals Inc	,TX,	VALERO	OC	6,622		0.00	0.00	0.00	0.00	0.00	0.00	0.00	0.00		32.14
4	TCP Petcoke Corporation	,TX,	TCP-DOMESTIC	OC	6,870		0.00	0.00	0.00	0.00	0.00	0.00	0.00	0.00		29.57

EDITED COPY

**MONTHLY REPORT OF COST AND QUALITY OF COAL FOR ELECTRIC PLANTS
ORIGIN, TONNAGE, DELIVERED PRICE, AND AS RECEIVED QUALITY**

1. Reporting Month: **February** Year: **2006**
 2. Reporting Company: **FLORIDA POWER & LIGHT COMPANY**
 3. Plant Name: **R.W.SCHERER**

4. Name, Title & Telephone Number of Contact Person Concerning Data
 Submitted on this Form: Korel M. Dubin
 (305) 552-4910

5. Signature of Official Submitting Report: *Kenneth J. Brokaw*
 6. Date Completed: 19-Apr-06


<u>Line No.</u> (a)	<u>Supplier Name</u> (b)	<u>Mine Location</u> (c)	<u>Purchase Type</u> (d)	<u>Transport Mode</u> (e)	<u>Tons</u> (f)	<u>Purchase Price (\$/Ton)</u> (g)	<u>Effective Transport Charges (\$/Ton)</u> (h)	<u>Total FOB Plant Price (\$/Ton)</u> (i)	<u>Sulfur Content (%)</u> (j)	<u>Btu Content (Btu/lb)</u> (k)	<u>Ash Content (%)</u> (l)	<u>Moisture Content (%)</u> (m)
(1)	KENNECOTT COAL SALES	19/WY/5	S	UR	36,131.10	8.099	22.55	30.649	0.27	8,887	5.20	25.76
(2)	KENNECOTT COAL SALES	19/WY/5	S	UR	36,569.99	6.966	22.61	29.576	0.41	8,674	5.20	28.11
(3)	POWDER RIVER COAL	19/WY/5	S	UR	46,481.17	8.971	22.57	31.541	0.22	8,765	4.58	27.02
(4)	COALSALES, LLC	19/WY/5	S	UR	28,227.69	7.830	21.63	29.460	0.35	8,461	5.11	29.45
(5)	COALSALES, LLC	19/WY/5	S	UR	21,677.00	6.621	21.55	28.171	0.35	8,352	5.16	29.90
(6)	SSM COAL AMERICAS LLC	55/IM/999	S	OC/UR	12,221.26	27.028	64.37	91.398	0.08	8,928	2.24	25.30

**MONTHLY REPORT OF COST AND QUALITY OF COAL FOR ELECTRIC PLANTS
DETAILED PURCHASED COAL INVOICE INFORMATION**

1. Reporting Month: **February** Year: **2006**
 2. Reporting Company: **FLORIDA POWER & LIGHT COMPANY**
 3. Plant Name: **R.W.SCHERER**

4. Name, Title & Telephone Number of Contact Person Concerning Data
 Submitted on this Form: Korel M. Dubin
 (305) 552-4910

5. Signature of Official Submitting Report:



6. Date Completed: 19-Apr-06

<u>Line No.</u>	<u>Supplier Name</u>	<u>Mine Location</u>	<u>Purch. Type</u>	<u>Tons</u>	<u>FOB Mine Price (\$/Ton)</u>	<u>Shorthaul & Loading Charges (\$/Ton)</u>	<u>Original Invoice Price (\$/Ton)</u>	<u>Retroactive Price Increase (\$/Ton)</u>	<u>Base Price (\$/Ton)</u>	<u>Quality Adjustments (\$/Ton)</u>	<u>Effective Purchase Price (\$/Ton)</u>
(a)	(b)	(c)	(d)	(e)	(f)	(g)	(h)	(i)	(j)	(k)	(l)
(1)	KENNECOTT COAL SALES	19/WY/5	S	36,131.10	8.025	-	8.025	-	8.025	0.074	8.099
(2)	KENNECOTT COAL SALES	19/WY/5	S	36,569.99	7.137	-	7.137	-	7.137	(0.171)	6.966
(3)	POWDER RIVER COAL	19/WY/5	S	46,481.17	9.095	-	9.095	-	9.095	(0.124)	8.971
(4)	COALSALES, LLC	19/WY/5	S	28,227.69	7.865	-	7.865	-	7.865	(0.035)	7.830
(5)	COALSALES, LLC	19/WY/5	S	21,677.00	6.581	-	6.581	-	6.581	0.040	6.621
(6)	SSM COAL AMERICAS LLC	55/IM/999	S	12,221.26	26.204	-	26.204	-	26.204	0.824	27.028

**MONTHLY REPORT OF COST AND QUALITY OF COAL FOR ELECTRIC PLANTS
DETAILED TRANSPORTATION INVOICE INFORMATION**

1. Reporting Month: **February** Year: **2006**
 2. Reporting Company: **FLORIDA POWER & LIGHT COMPANY**
 3. Plant Name: **R.W.SCHERER**

4. Name, Title & Telephone Number of Contact Person Concerning Data
 Submitted on this Form: **Korel M. Dubin**
 (305) 552-4910

5. Signature of Official Submitting Report: 

6. Date Completed: **19-Apr-06**

Line No. (a)	Supplier Name (b)	Mine Location (c)	Shipping Point (d)	Transport Mode (e)	Tons (f)	Effective Purchase Price (\$/Ton) (g)	Additional Shorthaul & Loading Charges (\$/Ton) (h)	Rail Charges		Waterborne Charges				Other Related Charges (\$/Ton) (o)	Total Transportation Charges (\$/Ton) (p)	FOB Plant Price (\$/Ton) (q)
								Rail Rate (\$/Ton) (i)	Other Rail Charges (\$/Ton) (j)	River Barge Rate (\$/Ton) (k)	Trans-loading Rate (\$/Ton) (l)	Ocean Barge Rate (\$/Ton) (m)	Other Water Charges (\$/Ton) (n)			
(1)	KENNECOTT COAL SALES	19/WY/5	CONVERSE JCT, WY	UR	36,131.10	8.099	-	22.55	-	-	-	-	-	-	22.55	30.649
(2)	KENNECOTT COAL SALES	19/WY/5	JACOBS JCT, WY	UR	36,569.99	6.966	-	22.61	-	-	-	-	-	-	22.61	29.576
(3)	POWDER RIVER COAL	19/WY/5	NACCO JCT, WY	UR	46,481.17	8.971	-	22.57	-	-	-	-	-	-	22.57	31.541
(4)	COALSALES, LLC	19/WY/5	CABALLO JCT, WY	UR	28,227.69	7.830	-	21.63	-	-	-	-	-	-	21.63	29.460
(5)	COALSALES, LLC	19/WY/5	RAWHIDE, JCT, WY	UR	21,677.00	6.621	-	21.55	-	-	-	-	-	-	21.55	28.171
(6)	SSM COAL AMERICAS LLC	55/IM/999	INDONESIA	OC/UR	12,221.26	27.028	-	28.11	-	-	-	36.26	-	-	64.37	91.398

CERTIFICATE OF SERVICE

I, **THE UNDERSIGNED COUNSEL, HEREBY CERTIFY** that copies of Florida Power & Light Company's forms 423-1, 423-1(a) edited, and 423-1(b) for the month of March, 2006, copies of St. Johns River Power Park edited forms 423-2, 423-2(a), and 423-2(b) for the month of March, 2006; and copies of Plant Scherer forms 423-2, 423-2(a), and 423-2(b) for the month of February, 2006 have been served via first class mail, postage prepaid to the parties listed below, this 9th day of June, 2006.

Wm. Cochran Keating VI, Esq. Division of
Legal Services
Florida Public Service Commission
2540 Shumard Oak Blvd.
Tallahassee, Florida 32399-0850

AARP(Twomey)
c/o Mike B. Twomey
P. O. Box 5256
Tallahassee, FL 32314-5256

Ausley Law Firm
Lee L. Willis/James D. Beasley
P.O. Box 391
Tallahassee, FL 32302

Beggs & Lane Law Firm
J. Stone/R. Badders/S. Griffin
P.O. Box 12950
Pensacola, FL 32591-2950

Federal Executive Agencies
Lt. Col. K. White/Capt. D. Williams
c/o AFLSA/JACL-ULT
139 Barnes Drive, Suite 1
Tyndall AFB, FL 32403-5319


Florida Industrial Power Users Group
(McWhirter)
John W. McWhirter, Jr.
c/o McWhirter Reeves
400 North Tampa Street, Suite 2450
Tampa, FL 33602

McWhirter Law Firm
Timothy J. Perry
117 South Gadsden Street
Tallahassee, FL 32301

Messer Law Firm
Norman H. Horton, Jr.
P.O. Box 1876
Tallahassee, FL 32302-1876

Office of Public Counsel
P. Christensen/C. Beck/J. McGlothlin
c/o The Florida Legislature
111 West Madison Street, Room 812
Tallahassee, FL 32399-1400

Young Law Firm
R. Scheffel Wright/John LaVia
225 South Adams Street, Suite 200
Tallahassee, FL 32301


R. Wade Litchfield