

AUSLEY & McMULLEN

ORIGINAL

ATTORNEYS AND COUNSELORS AT LAW

227 SOUTH CALHOUN STREET
P.O. BOX 391 (ZIP 32302)
TALLAHASSEE, FLORIDA 32301
(850) 224-9115 FAX (850) 222-7560

August 15, 2006

HAND DELIVERED

Ms. Blanca S. Bayo, Director
Division of Commission Clerk
and Administrative Services
Florida Public Service Commission
2540 Shumard Oak Boulevard
Tallahassee, FL 32399-0850

080001-EI

RECEIVED-FPSC
06 AUG 15 AM 11:03
COMMISSION
CLERK

Re: Fuel and Purchased Power Cost Recovery Clause
and Generating Performance Incentive Factor
FPSC Docket No. 060001-EI

REQUEST FOR SPECIFIED CONFIDENTIAL TREATMENT
(CONFIDENTIAL DOCUMENTS ATTACHED)


Dear Ms. Bayo:

We submit herewith a single confidential set of Tampa Electric Company's highlighted 423 Forms for the month of June 2006 and request specified confidential treatment of Forms 423-1(a), 423-2, 423-2(a) and 423-2(b). Our request is made pursuant to Section 366.093, Fla. Stat., for the reasons detailed in the document entitled "Tampa Electric Company's Request for Specified Confidential Treatment", which document was filed under separate cover (copy enclosed). The sensitive information contained in these forms has been highlighted in yellow.

Please acknowledge receipt and filing of the above by stamping the duplicate copy of this letter and returning same to this writer.

Thank you for your assistance in connection with this matter.

Sincerely,


James D. Beasley

DECLASSIFIED
10-27-08

CONFIDENTIAL

JDB/pp
Enclosures

cc: All Parties of Record (w/o enc.)

RECEIVED & FILED

Oh

FPSC-BUREAU OF RECORDS

DOCUMENT NUMBER-DATE

07305 AUG 15 06


FPSC-COMMISSION CLERK

MONTHLY REPORT OF COST AND QUALITY OF FUEL OIL FOR ELECTRIC PLANTS
ORIGIN, VOLUME, DELIVERED PRICE AND AS RECEIVED QUALITY

1. Reporting Month: June Year: 2006
2. Reporting Company: Tampa Electric Company

3. Name, Title & Telephone Number of Contact Person Concerning Data
Submitted on this Form: Jeffrey Chronister, Assistant Controller
(813) - 228 - 1609

4. Signature of Official Submitting Report:



Jeffrey Chronister, Assistant Controller

5. Date Completed: August 15, 2006

Line No. (a)	Plant Name (b)	Supplier Name (c)	Shipping Point (d)	Purchase Type (e)	Delivery Location (f)	Delivery Date (g)	Type Oil (h)	Sulfur Content % (i)	BTU Content (BTU/Gal) (j)	Volume (Bbls) (k)	Delivered Price (\$/Bbl) (l)
1.	Big Bend	BP/Big Bend	Tampa	MTC	Big Bend	06/07/06	F02	*	*	176.26	\$96.8699
2.	Big Bend	BP/Big Bend	Tampa	MTC	Big Bend	06/12/06	F02	*	*	886.78	\$98.9693
3.	Big Bend	BP/Big Bend	Tampa	MTC	Big Bend	06/14/06	F02	*	*	1,248.26	\$94.3094
4.	Big Bend	BP/Big Bend	Tampa	MTC	Big Bend	06/15/06	F02	*	*	532.07	\$93.5722
5.	Big Bend	BP/Big Bend	Tampa	MTC	Big Bend	06/16/06	F02	*	*	1,071.99	\$91.4936
6.	Big Bend	BP/Big Bend	Tampa	MTC	Big Bend	06/17/06	F02	*	*	356.29	\$91.4923
7.	Big Bend	BP/Big Bend	Tampa	MTC	Big Bend	06/20/06	F02	*	*	176.43	\$89.8123
8.	Big Bend	BP/Big Bend	Tampa	MTC	Big Bend	06/21/06	F02	*	*	357.86	\$90.2113
9.	Big Bend	BP/Big Bend	Tampa	MTC	Big Bend	06/22/06	F02	*	*	175.93	\$92.2692
10.	Big Bend	BP/Big Bend	Tampa	MTC	Big Bend	06/23/06	F02	*	*	176.14	\$92.7334
11.	Big Bend	BP/Big Bend	Tampa	MTC	Big Bend	06/24/06	F02	*	*	176.26	\$92.7329
12.	Polk	BP/Polk	Tampa	MTC	Polk	06/04/06	F02	*	*	1,064.78	\$96.6762
13.	Polk	BP/Polk	Tampa	MTC	Polk	06/05/06	F02	*	*	886.78	\$98.0624
14.	Polk	BP/Polk	Tampa	MTC	Polk	06/06/06	F02	*	*	714.93	\$98.5865
15.	Polk	BP/Polk	Tampa	MTC	Polk	06/07/06	F02	*	*	176.52	\$97.3498
16.	Polk	BP/Polk	Tampa	MTC	Polk	06/08/06	F02	*	*	176.14	\$96.7193
17.	Polk	BP/Polk	Tampa	MTC	Polk	06/09/06	F02	*	*	527.90	\$100.5197
18.	Polk	BP/Polk	Tampa	MTC	Polk	06/17/06	F02	*	*	885.65	\$91.9710
19.	Polk	BP/Polk	Tampa	MTC	Polk	06/20/06	F02	*	*	357.39	\$90.2894
20.	Polk	BP/Polk	Tampa	MTC	Polk	06/21/06	F02	*	*	176.56	\$90.6844
21.	Polk	BP/Polk	Tampa	MTC	Polk	06/23/06	F02	*	*	352.27	\$93.2086
22.	Polk	BP/Polk	Tampa	MTC	Polk	06/24/06	F02	*	*	532.74	\$93.2104

* No analysis Taken
FPSC FORM 423-1 (2/87)

DOCUMENT NUMBER - DATE

07305 AUG 15 06

FPSC-COMMISSION CLERK

DECLASSIFIED

MONTHLY REPORT OF COST AND QUALITY OF FUEL OIL FOR ELECTRIC PLANTS
 DETAIL OF INVOICE AND TRANSPORTATION CHARGES

1. Reporting Month: June Year: 2006

2. Reporting Company: Tampa Electric Company

3. Name, Title & Telephone Number of Contact Person Concerning Data
 Submitted on this Form: Jeffrey Chronister, Assistant Controller
 (813) - 228 - 1609

4. Signature of Official Submitting Report: 
 Jeffrey Chronister, Assistant Controller

5. Date Completed: August 15, 2006

Line No. (a)	Plant Name (b)	Supplier Name (c)	Delivery Location (d)	Delivery Date (e)	Type Oil (f)	Volume (Bbls) (g)	Invoice Price (\$/Bbl) (h)	Invoice Amount \$ (i)	Discount \$ (j)	Net Amount \$ (k)	Net Price (\$/Bbl) (l)	Quality Adjust. (\$/Bbl) (m)	Effective Purchase Price (\$/Bbl) (n)	Transport to Terminal (\$/Bbl) (o)	Add'l Transport Charges (\$/Bbl) (p)	Other Charges (\$/Bbl) (q)	Delivered Price (\$/Bbl) (r)
1.	Big Bend	BP/Big Bend	Big Bend	06/07/06	F02	176.26	\$96.8699	17,074.29	\$0.0000	17,074.29	\$96.8699	\$0.0000	\$96.8699	\$0.0000	\$0.0000	\$0.0000	\$96.8699
2.	Big Bend	BP/Big Bend	Big Bend	06/12/06	F02	886.78	\$98.9693	87,764.21	\$0.0000	87,764.21	\$98.9693	\$0.0000	\$98.9693	\$0.0000	\$0.0000	\$0.0000	\$98.9693
3.	Big Bend	BP/Big Bend	Big Bend	06/14/06	F02	1,248.26	\$94.3094	117,722.62	\$0.0000	117,722.62	\$94.3094	\$0.0000	\$94.3094	\$0.0000	\$0.0000	\$0.0000	\$94.3094
4.	Big Bend	BP/Big Bend	Big Bend	06/15/06	F02	532.07	\$93.5722	49,786.95	\$0.0000	49,786.95	\$93.5722	\$0.0000	\$93.5722	\$0.0000	\$0.0000	\$0.0000	\$93.5722
5.	Big Bend	BP/Big Bend	Big Bend	06/16/06	F02	1,071.99	\$91.4936	98,080.42	\$0.0000	98,080.42	\$91.4936	\$0.0000	\$91.4936	\$0.0000	\$0.0000	\$0.0000	\$91.4936
6.	Big Bend	BP/Big Bend	Big Bend	06/17/06	F02	356.29	\$91.4923	32,597.60	\$0.0000	32,597.60	\$91.4923	\$0.0000	\$91.4923	\$0.0000	\$0.0000	\$0.0000	\$91.4923
7.	Big Bend	BP/Big Bend	Big Bend	06/20/06	F02	176.43	\$89.8123	15,845.58	\$0.0000	15,845.58	\$89.8123	\$0.0000	\$89.8123	\$0.0000	\$0.0000	\$0.0000	\$89.8123
8.	Big Bend	BP/Big Bend	Big Bend	06/21/06	F02	357.86	\$90.2113	32,283.00	\$0.0000	32,283.00	\$90.2113	\$0.0000	\$90.2113	\$0.0000	\$0.0000	\$0.0000	\$90.2113
9.	Big Bend	BP/Big Bend	Big Bend	06/22/06	F02	175.93	\$92.2692	16,232.92	\$0.0000	16,232.92	\$92.2692	\$0.0000	\$92.2692	\$0.0000	\$0.0000	\$0.0000	\$92.2692
10.	Big Bend	BP/Big Bend	Big Bend	06/23/06	F02	176.14	\$92.7334	16,334.06	\$0.0000	16,334.06	\$92.7334	\$0.0000	\$92.7334	\$0.0000	\$0.0000	\$0.0000	\$92.7334
11.	Big Bend	BP/Big Bend	Big Bend	06/24/06	F02	176.26	\$92.7329	16,345.10	\$0.0000	16,345.10	\$92.7329	\$0.0000	\$92.7329	\$0.0000	\$0.0000	\$0.0000	\$92.7329
12.	Polk	BP/Polk	Polk	06/04/06	F02	1,064.78	\$96.6762	102,938.91	\$0.0000	102,938.91	\$96.6762	\$0.0000	\$96.6762	\$0.0000	\$0.0000	\$0.0000	\$96.6762
13.	Polk	BP/Polk	Polk	06/05/06	F02	886.78	\$98.0624	86,959.74	\$0.0000	86,959.74	\$98.0624	\$0.0000	\$98.0624	\$0.0000	\$0.0000	\$0.0000	\$98.0624
14.	Polk	BP/Polk	Polk	06/06/06	F02	714.93	\$98.5865	70,482.47	\$0.0000	70,482.47	\$98.5865	\$0.0000	\$98.5865	\$0.0000	\$0.0000	\$0.0000	\$98.5865
15.	Polk	BP/Polk	Polk	06/07/06	F02	176.52	\$97.3498	17,184.18	\$0.0000	17,184.18	\$97.3498	\$0.0000	\$97.3498	\$0.0000	\$0.0000	\$0.0000	\$97.3498
16.	Polk	BP/Polk	Polk	06/08/06	F02	176.14	\$96.7193	17,036.13	\$0.0000	17,036.13	\$96.7193	\$0.0000	\$96.7193	\$0.0000	\$0.0000	\$0.0000	\$96.7193
17.	Polk	BP/Polk	Polk	06/09/06	F02	527.90	\$100.5197	53,064.34	\$0.0000	53,064.34	\$100.5197	\$0.0000	\$100.5197	\$0.0000	\$0.0000	\$0.0000	\$100.5197
18.	Polk	BP/Polk	Polk	06/17/06	F02	885.65	\$91.9710	81,454.10	\$0.0000	81,454.10	\$91.9710	\$0.0000	\$91.9710	\$0.0000	\$0.0000	\$0.0000	\$91.9710
19.	Polk	BP/Polk	Polk	06/20/06	F02	357.39	\$90.2894	32,268.54	\$0.0000	32,268.54	\$90.2894	\$0.0000	\$90.2894	\$0.0000	\$0.0000	\$0.0000	\$90.2894
20.	Polk	BP/Polk	Polk	06/21/06	F02	176.56	\$90.6844	16,011.23	\$0.0000	16,011.23	\$90.6844	\$0.0000	\$90.6844	\$0.0000	\$0.0000	\$0.0000	\$90.6844
21.	Polk	BP/Polk	Polk	06/23/06	F02	352.27	\$93.2086	32,834.58	\$0.0000	32,834.58	\$93.2086	\$0.0000	\$93.2086	\$0.0000	\$0.0000	\$0.0000	\$93.2086
22.	Polk	BP/Polk	Polk	06/24/06	F02	532.74	\$93.2104	49,656.91	\$0.0000	49,656.91	\$93.2104	\$0.0000	\$93.2104	\$0.0000	\$0.0000	\$0.0000	\$93.2104

* No analysis Taken
 FPSC FORM 423-1(a) (2/87)

DECLASSIFIED

CONFIDENTIAL


MONTHLY REPORT OF COST AND QUALITY OF FUEL OIL FOR ELECTRIC PLANTS
REPORT OF ADJUSTMENTS TO PREVIOUS OIL DELIVERIES

1. Reporting Month: June Year: 2006

2. Reporting Company: Tampa Electric Company

3. Name, Title & Telephone Number of Contact Person Concerning Data
Submitted on this Form: Jeffrey Chronister, Director Financial Reporting
(813) - 228 - 1609

4. Signature of Official Submitting Report:



Jeffrey Chronister, Assistant Controller

5. Date Completed: August 15, 2006

Line No. (a)	Month Reported (b)	Form Plant Name (c)	Supplier (d)	Original Line Number (e)	Old Volume (Bbls) (f)	Form No. (g)	Column Designator & Title (h)	Old Value (i)	New Value (j)	New Delivered Price (\$/Bbls) (k)	Reason for Revision (l)
-----------------	-----------------------	------------------------	-----------------	-----------------------------	--------------------------	-----------------	----------------------------------	------------------	------------------	--------------------------------------	----------------------------

1. None.

DECLASSIFIED

** SPECIFIED CONFIDENTIAL **

FPSC Form 423-2

MONTHLY REPORT OF COST AND QUALITY OF COAL FOR ELECTRIC PLANTS
ORIGIN, TONNAGE, DELIVERED PRICE AND AS RECEIVED QUALITY

1. Reporting Month: June Year: 2006

2. Reporting Company: Tampa Electric Company

3. Plant Name: TECO Bulk Terminal Transfer Facility - Big Bend Station (1)

4. Name, Title & Telephone Number of Contact Person Concerning Data
Submitted on this Form: Jeffrey Chronister, Assistant Controller
(813) 228 - 1609

5. Signature of Official Submitting Form: 
Jeffrey Chronister, Assistant Controller

6. Date Completed: August 15, 2006

Line No. (a)	Supplier Name (b)	Mine Location (c)	Purchase Type (d)	Transport Mode (e)	Tons (f)	Effective Purchase Price (\$/Ton) (g)	Total Transport Charges (\$/Ton) (h)	Delivered Price Transfer Facility (\$/Ton) (i)	As Received Coal Quality			
									Sulfur Content % (j)	BTU Content (BTU/lb) (k)	Ash Content % (l)	Moisture Content % (m)
1.	Alliance Coal	10,IL,193	LTC	RB	15,681.70	\$38.400	\$10.430	\$48.830	2.97	11,710	6.75	12.26
2.	Coal Sales	10,IL,157	LTC	RB	33,266.01	\$30.160	\$10.700	\$40.860	2.90	10,980	8.38	14.11
3.	Dodge Hill Mining	9,KY,225	LTC	RB	20,575.70	\$45.386	\$10.020	\$55.406	2.61	12,515	8.35	7.75
4.	Dodge Hill Mining	10,IL,165	LTC	RB	15,917.70	\$41.802	\$10.100	\$51.902	2.61	12,515	8.35	7.75
5.	Knight Hawk	10,IL,77&145	S	RB	44,576.64	\$29.460	\$10.770	\$40.230	3.34	11,222	10.01	11.22
6.	Coal Sales	10,IL,59	LTC	RB	24,862.40	\$32.500	\$10.100	\$42.600	2.95	12,158	9.23	8.30
7.	Dodge Hill Mining	10,IL,165	LTC	RB	71,882.90	\$41.236	\$10.100	\$51.336	2.85	12,066	9.02	9.09
8.	Knight Hawk	10,IL,77&145	LTC	RB	22,159.04	\$29.900	\$10.770	\$40.670	3.41	11,202	10.11	11.27
9.	SMCC	9, KY, 233	S	RB	48,730.50	\$31.800	\$11.790	\$43.590	2.90	11,537	11.29	9.78
10.	SSM Petcoke	N/A	N/A	OB	8,291.00	\$42.000	\$0.000	\$42.000	5.86	14,023	0.28	7.76
11.	Alliance Coal	9, KY, 233	LTC	RB	31,501.40	\$42.550	\$10.430	\$52.980	2.95	12,312	8.61	8.50
12.	Dodge Hill Mining	9,KY,225	LTC	RB	5,262.20	\$44.829	\$10.020	\$54.849	2.85	12,066	9.02	9.09
13.	Dodge Hill Mining	9,KY,225	LTC	RB	12,480.30	\$36.991	\$10.670	\$47.661	2.85	12,066	9.02	9.09

(1) As TECO Bulk Terminal Transfer Facility is a central storage site for coal prior to its delivery to the power plant, the coal from suppliers noted on this schedule is usually delivered to Big Bend Station but could ultimately be delivered to Polk Station.

DECLASSIFIED

CONFIDENTIAL

FPSC Form 423-2(a)


MONTHLY REPORT OF COST AND QUALITY OF COAL FOR ELECTRIC PLANTS
DETAILED PURCHASED COAL INVOICE INFORMATION

1. Reporting Month: June Year: 2006

2. Reporting Company: Tampa Electric Company

3. Plant Name: TECO Bulk Terminal Transfer Facility - Big Bend Station (1)

4. Name, Title & Telephone Number of Contact Person Concerning Data
Submitted on this Form: Jeffrey Chronister, Assistant Controller
(813) - 228 - 1609

5. Signature of Official Submitting Form: 
Jeffrey Chronister, Assistant Controller

6. Date Completed: August 15, 2006

Line No. (a)	Supplier Name (b)	Mine Location (c)	Purchase Type (d)	Tons (e)	F.O.B.(2) Mine Price (\$/Ton) (f)	Shorthaul & Loading Charges (\$/Ton) (g)	Original Invoice Price (\$/Ton) (h)	Retro- active Price Adjustments (\$/Ton) (i)	Base Price (\$/Ton) (j)	Quality Adjust- ments (\$/Ton) (k)	Effective Purchase Price (\$/Ton) (l)
1.	Alliance Coal	10,IL,193	LTC	15,681.70	N/A	\$0.000	\$38.400	\$0.000	\$38.400	\$0.000	\$38.400
2.	Coal Sales	10,IL,157	LTC	33,266.01	N/A	\$0.000	\$30.160	\$0.000	\$30.160	\$0.000	\$30.160
3.	Dodge Hill Mining	9,KY,225	LTC	20,575.70	N/A	\$0.000	\$42.590	\$0.000	\$42.590	\$2.796	\$45.386
4.	Dodge Hill Mining	10,IL,165	LTC	15,917.70	N/A	\$0.000	\$41.930	\$0.000	\$41.930	(\$0.128)	\$41.802
5.	Knight Hawk	10,IL,77&145	S	44,576.64	N/A	\$0.000	\$29.460	\$0.000	\$29.460	\$0.000	\$29.460
6.	Coal Sales	10,IL,59	LTC	24,862.40	N/A	\$0.000	\$32.500	\$0.000	\$32.500	\$0.000	\$32.500
7.	Dodge Hill Mining	10,IL,165	LTC	71,882.90	N/A	\$0.000	\$40.080	\$0.000	\$40.080	\$1.156	\$41.236
8.	Knight Hawk	10,IL,77&145	LTC	22,159.04	N/A	\$0.000	\$29.900	\$0.000	\$29.900	\$0.000	\$29.900
9.	SMCC	9, KY, 233	S	48,730.50	N/A	\$0.000	\$31.800	\$0.000	\$31.800	\$0.000	\$31.800
10.	SSM Petcoke	N/A	N/A	8,291.00	N/A	\$0.000	\$42.000	\$0.000	\$42.000	\$0.000	\$42.000
11.	Alliance Coal	9, KY, 233	LTC	31,501.40	N/A	\$0.000	\$42.550	\$0.000	\$42.550	\$0.000	\$42.550
12.	Dodge Hill Mining	9,KY,225	LTC	5,262.20	N/A	\$0.000	\$40.740	\$0.000	\$40.740	\$4.089	\$44.829
13.	Dodge Hill Mining	9,KY,225	LTC	12,480.30	N/A	\$0.000	\$39.560	\$0.000	\$39.560	(\$2.569)	\$36.991

(1) As TECO Bulk Terminal Transfer Facility is a central storage site for coal prior to its delivery to the power plant, the coal from suppliers noted on this schedule is usually delivered to Big Bend Station but could ultimately be delivered to Polk Station.

(2) Tampa Electric purchases coal F.O.B. shipping point or F.O.B. destination.

DECLASSIFIED
CONFIDENTIAL

** SPECIFIED CONFIDENTIAL **

FPSC Form 423-2(b)

MONTHLY REPORT OF COST AND QUALITY OF COAL FOR ELECTRIC PLANTS
DETAIL OF TRANSPORTATION CHARGES


1. Reporting Month: June Year: 2006

2. Reporting Company: Tampa Electric Company

3. Plant Name: TECO Bulk Terminal Transfer Facility - Big Bend Station (1)

4. Name, Title & Telephone Number of Contact Person Concerning Data
Submitted on this Form: Jeffrey Chronister, Assistant Controller
(813) 228 - 1609

5. Signature of Official Submitting Form:


Jeffrey Chronister, Assistant Controller

6. Date Completed: August 15, 2006

Line No. (a)	Supplier Name (b)	Mine Location (c)	Shipping Point (d)	Transport Mode (e)	Tons (f)	(2) Effective Purchase Price (\$/Ton) (g)	Add'l Shorthaul & Loading Charges (\$/Ton) (h)	Rail Rate (\$/Ton) (i)	Other Rail Charges (\$/Ton) (j)	River Barge Rate (\$/Ton) (k)	Trans-loading Rate (\$/Ton) (l)	Ocean Barge Rate (\$/Ton) (m)	Other Water Charges (\$/Ton) (n)	Other Related Charges (\$/Ton) (o)	Total Transportation Charges (\$/Ton) (p)	Delivered Price Transfer Facility (\$/Ton) (q)
1.	Alliance Coal	10,IL,193	White Cnty., IL	RB	15,681.70	\$38.400	\$0.000	\$0.000	\$0.000	\$10.430	\$0.000	\$0.000	\$0.000	\$0.000	\$10.430	\$48.830
2.	Coal Sales	10,IL,157	Randolph Cnty., IL	RB	33,266.01	\$30.160	\$0.000	\$0.000	\$0.000	\$10.700	\$0.000	\$0.000	\$0.000	\$0.000	\$10.700	\$40.860
3.	Dodge Hill Mining	9,KY,225	Union Cnty., KY	RB	20,575.70	\$45.386	\$0.000	\$0.000	\$0.000	\$10.020	\$0.000	\$0.000	\$0.000	\$0.000	\$10.020	\$55.406
4.	Dodge Hill Mining	10,IL,165	Saline Cnty., IL	RB	15,917.70	\$41.802	\$0.000	\$0.000	\$0.000	\$10.100	\$0.000	\$0.000	\$0.000	\$0.000	\$10.100	\$51.902
5.	Knight Hawk	10,IL,77&145	Jackson & Perry Cnty., IL	RB	44,576.64	\$29.460	\$0.000	\$0.000	\$0.000	\$10.770	\$0.000	\$0.000	\$0.000	\$0.000	\$10.770	\$40.230
6.	Coal Sales	10,IL,59	Gallatin Cnty., IL	RB	24,862.40	\$32.500	\$0.000	\$0.000	\$0.000	\$10.100	\$0.000	\$0.000	\$0.000	\$0.000	\$10.100	\$42.600
7.	Dodge Hill Mining	10,IL,165	Saline Cnty., IL	RB	71,882.90	\$41.236	\$0.000	\$0.000	\$0.000	\$10.100	\$0.000	\$0.000	\$0.000	\$0.000	\$10.100	\$51.336
8.	Knight Hawk	10,IL,77&145	Jackson & Perry Cnty., IL	RB	22,159.04	\$29.900	\$0.000	\$0.000	\$0.000	\$10.770	\$0.000	\$0.000	\$0.000	\$0.000	\$10.770	\$40.670
9.	SMCC	9, KY, 233	Webster Cnty., KY	RB	48,730.50	\$31.800	\$0.000	\$0.000	\$0.000	\$11.790	\$0.000	\$0.000	\$0.000	\$0.000	\$11.790	\$43.590
10.	SSM Petcoke	N/A	Davant, La.	OB	8,291.00	\$42.000	\$0.000	\$0.000	\$0.000	\$0.000	\$0.000	\$0.000	\$0.000	\$0.000	\$0.000	\$42.000
11.	Alliance Coal	9, KY, 233	Webster Cnty., KY	RB	31,501.40	\$42.550	\$0.000	\$0.000	\$0.000	\$10.430	\$0.000	\$0.000	\$0.000	\$0.000	\$10.430	\$52.980
12.	Dodge Hill Mining	9,KY,225	Union Cnty., KY	RB	5,262.20	\$44.829	\$0.000	\$0.000	\$0.000	\$10.020	\$0.000	\$0.000	\$0.000	\$0.000	\$10.020	\$54.849
13.	Dodge Hill Mining	9,KY,225	Union Cnty., KY	RB	12,480.30	\$36.991	\$0.000	\$0.000	\$0.000	\$10.670	\$0.000	\$0.000	\$0.000	\$0.000	\$10.670	\$47.661

(1) As TECO Bulk Terminal Transfer Facility is a central storage site for coal prior to its delivery to the power plant, the coal from suppliers noted on this schedule is usually delivered to Big Bend Station but could ultimately be delivered to Polk Station.

(2) Tampa Electric purchases coal F.O.B. shipping point or F.O.B. destination.

DECLASSIFIED

CONFIDENTIAL

** SPECIFIED CONFIDENTIAL **

FPSC Form 423-2


MONTHLY REPORT OF COST AND QUALITY OF COAL FOR ELECTRIC PLANTS
ORIGIN, TONNAGE, DELIVERED PRICE AND AS RECEIVED QUALITY

1. Reporting Month: June Year: 2006

2. Reporting Company: Tampa Electric Company

3. Plant Name: TECO Bulk Terminal Transfer Facility - Polk Station (1)

4. Name, Title & Telephone Number of Contact Person Concerning Data
Submitted on this Form: Jeffrey Chronister, Assistant Controller
(813) 228 - 1609

5. Signature of Official Submitting Form: 
Jeffrey Chronister, Assistant Controller

6. Date Completed: August 15, 2006

Line No. (a)	Supplier Name (b)	Mine Location (c)	Purchase Type (d)	Transport Mode (e)	Tons (f)	Effective Purchase Price (\$/Ton) (g)	Total Transport Charges (\$/Ton) (h)	Delivered Price Transfer Facility (\$/Ton) (i)	As Received Coal Quality			
									Sulfur Content % (j)	BTU Content (BTU/lb) (k)	Ash Content % (l)	Moisture Content % (m)
1.	SSM Petcoke	N/A	S	RB	29,421.13	\$35.500	\$3.730	\$39.230	4.67	14,189	0.32	7.03

(1) As TECO Bulk Terminal Transfer Facility is a central storage site for coal prior to its delivery to the power plant, the coal from suppliers noted on this schedule is usually delivered to Polk Station but could ultimately be delivered to Big Bend Station.

FPSC FORM 423-2 (2/87)

DECLASSIFIED

CONFIDENTIAL

** SPECIFIED CONFIDENTIAL **

MONTHLY REPORT OF COST AND QUALITY OF COAL FOR ELECTRIC PLANTS
 DETAILED PURCHASED COAL INVOICE INFORMATION

1. Reporting Month: June Year: 2006

2. Reporting Company: Tampa Electric Company


3. Plant Name: TECO Bulk Terminal Transfer Facility - Polk Station (1)

4. Name, Title & Telephone Number of Contact Person Concerning Data

Submitted on this Form: Jeffrey Chronister, Assistant Controller

(813) - 228 - 1609

5. Signature of Official Submitting Form:



Jeffrey Chronister, Assistant Controller

6. Date Completed: August 15, 2006

Line No. (a)	Supplier Name (b)	Mine Location (c)	Purchase Type (d)	Tons (e)	F.O.B.(2) Mine Price (\$/Ton) (f)	Shorthaul & Loading Charges (\$/Ton) (g)	Original Invoice Price (\$/Ton) (h)	Retro-active Price Adjustments (\$/Ton) (i)	Base Price (\$/Ton) (j)	Quality Adjust-ments (\$/Ton) (k)	Effective Purchase Price (\$/Ton) (l)
1.	SSM Petcoke	N/A	S	29,421.13	N/A	\$0.000	\$35.500	\$0.000	\$35.500	\$0.000	\$35.500

(1) As TECO Bulk Terminal Transfer Facility is a central storage site for coal prior to its delivery to the power plant, the coal from suppliers noted on this schedule is usually delivered to Polk Station but could ultimately be delivered to Big Bend Station.

(2) Tampa Electric purchases coal F.O.B. shipping point or F.O.B. destination.

DECLASSIFIED

CONFIDENTIAL


**** SPECIFIED CONFIDENTIAL ****

MONTHLY REPORT OF COST AND QUALITY OF COAL FOR ELECTRIC PLANTS
 DETAIL OF TRANSPORTATION CHARGES

- 1. Reporting Month: June Year: 2006
- 2. Reporting Company: Tampa Electric Company
- 3. Plant Name: TECO Bulk Terminal Transfer Facility - Polk Station (1)

4. Name, Title & Telephone Number of Contact Person Concerning Data
 Submitted on this Form: Jeffrey Chronister, Assistant Controller
 (813) 228 - 1609

5. Signature of Official Submitting Form:



Jeffrey Chronister, Assistant Controller

6. Date Completed: August 15, 2006

Line No. (a)	Supplier Name (b)	Mine Location (c)	Shipping Point (d)	Transport Mode (e)	Tons (f)	(2) Effective Purchase Price (\$/Ton) (g)	Add'l Shorthaul & Loading Charges (\$/Ton) (h)	Rail Charges		Waterborne Charges					Total Transportation Charges (\$/Ton) (p)	Delivered Price Transfer Facility (\$/Ton) (q)
								Rail Rate (\$/Ton) (i)	Other Rail Charges (\$/Ton) (j)	River Barge Rate (\$/Ton) (k)	Trans-loading Rate (\$/Ton) (l)	Ocean Barge Rate (\$/Ton) (m)	Other Water Charges (\$/Ton) (n)	Other Related Charges (\$/Ton) (o)		
1.	SSM Petcoke	N/A	Davant, La.	RB	29,421.13	\$35.500	\$0.000	\$0.000	\$0.000	\$3.730	\$0.000	\$0.000	\$0.000	\$0.000	\$3.730	\$39.230

(1) As TECO Bulk Terminal Transfer Facility is a central storage site for coal prior to its delivery to the power plant, the coal from suppliers noted on this schedule is usually delivered to Polk Station but could ultimately be delivered to Big Bend Station.

DECLASSIFIED

CONFIDENTIAL

** SPECIFIED CONFIDENTIAL **

FPSC Form 423-2


MONTHLY REPORT OF COST AND QUALITY OF COAL FOR ELECTRIC PLANTS
ORIGIN, TONNAGE, DELIVERED PRICE AND AS RECEIVED QUALITY

1. Reporting Month: June Year: 2006

2. Reporting Company: Tampa Electric Company

3. Plant Name: Big Bend Station

4. Name, Title & Telephone Number of Contact Person Concerning Data
Submitted on this Form: Jeffrey Chronister, Assistant Controller
(813) 228 - 1609

5. Signature of Official Submitting Form: 
Jeffrey Chronister, Assistant Controller

6. Date Completed: August 15, 2006

Line No. (a)	Supplier Name (b)	Mine Location (c)	Purchase Type (d)	Transport Mode (e)	Tons (f)	Effective Purchase Price (\$/Ton) (g)	Total Transport Charges (\$/Ton) (h)	FOB Plant Price (\$/Ton) (i)	As Received Coal Quality			
									Sulfur Content % (j)	BTU Content (BTU/lb) (k)	Ash Content % (l)	Moisture Content % (m)
1.	Transfer Facility	N/A	N/A	OB	291,393.00	\$45.522	\$12.159	\$57.680	2.66	11,463	9.65	10.96

FPSC FORM 423-2 (2/87)

DECLASSIFIED

CONFIDENTIAL

** SPECIFIED CONFIDENTIAL **

FPSC Form 423-2(a)

MONTHLY REPORT OF COST AND QUALITY OF COAL FOR ELECTRIC PLANTS
DETAILED PURCHASED COAL INVOICE INFORMATION

1. Reporting Month: June Year: 2006

2. Reporting Company: Tampa Electric Company

3. Plant Name: Big Bend Station

4. Name, Title & Telephone Number of Contact Person Concerning Data
Submitted on this Form: Jeffrey Chronister, Assistant Controller
(813) 228 - 1609

5. Signature of Official Submitting Form: 
Jeffrey Chronister, Assistant Controller

6. Date Completed: August 15, 2006

Line No. (a)	Supplier Name (b)	Mine Location (c)	Purchase Type (d)	Tons (e)	F.O.B. Mine Price (\$/Ton) (f)	Shorthaul & Loading Charges (\$/Ton) (g)	Original Invoice Price (\$/Ton) (h)	Retro-active Price Adjustments (\$/Ton) (i)	Base Price (\$/Ton) (j)	Quality Adjustments (\$/Ton) (k)	Effective Purchase Price (\$/Ton) (l)
1.	Transfer Facility	N/A	N/A	291,393.00	N/A	\$0.000	\$45.522	\$0.000	\$45.522	\$0.000	\$45.522

FPSC FORM 423-2(a) (2/87)

DECLASSIFIED

CONFIDENTIAL

**** SPECIFIED CONFIDENTIAL ****

FPSC Form 423-2(b)

MONTHLY REPORT OF COST AND QUALITY OF COAL FOR ELECTRIC PLANTS
DETAIL OF TRANSPORTATION CHARGES

1. Reporting Month: June Year: 2006

2. Reporting Company: Tampa Electric Company

3. Plant Name: Big Bend Station (1)

4. Name, Title & Telephone Number of Contact Person Concerning Data
Submitted on this Form: Jeffrey Chronister, Assistant Controller
(813) 228 - 1609

5. Signature of Official Submitting Form: 
Jeffrey Chronister, Assistant Controller

6. Date Completed: August 15, 2006

Line No. (a)	Supplier Name (b)	Mine Location (c)	Shipping Point (d)	Transport Mode (e)	Tons (f)	Effective Purchase Price (\$/Ton) (g)	Add'l Shorthaul & Loading Charges (\$/Ton) (h)	Rail Charges		Waterborne Charges					Total Transportation Charges (\$/Ton) (p)	FOB Plant Price (\$/Ton) (q)
								Rail Rate (\$/Ton) (i)	Other Rail Charges (\$/Ton) (j)	River Barge Rate (\$/Ton) (k)	Trans-loading Rate (\$/Ton) (l)	Ocean Barge Rate (\$/Ton) (m)	Other Water Charges (\$/Ton) (n)	Other Related Charges (\$/Ton) (o)		
1.	Transfer Facility	N/A	Davant, La.	OB	291,393.00	\$45.522	\$0.000	\$0.000	\$0.000	\$0.000	\$0.000	\$12.159	\$0.000	\$0.000	\$12.159	\$57.681

(1) The Ocean Barge Rate (\$/Ton) reported in column (m) includes terminal charges incurred at TECO Bulk Terminal and ocean shipping charges.

FPSC FORM 423-2(b) (2/87)

DECLASSIFIED


CONFIDENTIAL

** SPECIFIED CONFIDENTIAL **

MONTHLY REPORT OF COST AND QUALITY OF COAL FOR ELECTRIC PLANTS
ORIGIN, TONNAGE, DELIVERED PRICE AND AS RECEIVED QUALITY

- 1. Reporting Month: June Year: 2006
- 2. Reporting Company: Tampa Electric Company
- 3. Plant Name: Polk Station

4. Name, Title & Telephone Number of Contact Person Concerning Data
Submitted on this Form: Jeffrey Chronister, Assistant Controller
(813) 228 - 1609

5. Signature of Official Submitting Form: 
Jeffrey Chronister, Assistant Controller

6. Date Completed: August 15, 2006

Line No. (a)	Supplier Name (b)	Mine Location (c)	Purchase Type (d)	Transport Mode (e)	Tons (f)	Effective Purchase Price (\$/Ton) (g)	Total Transport Charges (\$/Ton) (h)	FOB Plant Price (\$/Ton) (i)	As Received Coal Quality			
									Sulfur Content % (j)	BTU Content (BTU/lb) (k)	Ash Content % (l)	Moisture Content % (m)
1.	Transfer facility	N/A	N/A	OB	40,959.00	\$42.448	\$14.920	\$57.368	2.93	12,875	5.26	7.94
2.	CMC - Columbia	45,Columbia,999	S	OB	37,180.00	\$52.150	\$0.000	\$52.150	0.68	10,611	12.35	13.17

DECLASSIFIED

CONFIDENTIAL


** SPECIFIED CONFIDENTIAL **

FPSC Form 423-2(a)

MONTHLY REPORT OF COST AND QUALITY OF COAL FOR ELECTRIC PLANTS
DETAILED PURCHASED COAL INVOICE INFORMATION

- 1. Reporting Month: June Year: 2006
- 2. Reporting Company: Tampa Electric Company
- 3. Plant Name: Polk Station

4. Name, Title & Telephone Number of Contact Person Concerning Data
Submitted on this Form: Jeffrey Chronister, Assistant Controller
(813) 228 - 1609

5. Signature of Official Submitting Form: 
Jeffrey Chronister, Assistant Controller

6. Date Completed: August 15, 2006

Line No. (a)	Supplier Name (b)	Mine Location (c)	Purchase Type (d)	Tons (e)	F.O.B. Mine Price (\$/Ton) (f)	Shorthaul & Loading Charges (\$/Ton) (g)	Original Invoice Price (\$/Ton) (h)	Retro-active Price Adjustments (\$/Ton) (i)	Base Price (\$/Ton) (j)	Quality Adjustments (\$/Ton) (k)	Effective Purchase Price (\$/Ton) (l)
1.	Transfer facility	N/A	N/A	40,959.00	N/A	\$0.000	\$42.448	\$0.000	\$42.448	\$0.000	\$42.448
2.	CMC - Columbia	45,Columbia,999	S	37,180.00	N/A	\$0.000	\$52.150	\$0.000	\$52.150	\$0.000	\$52.150

FPSC FORM 423-2(a) (2/87)

DECLASSIFIED

CONFIDENTIAL

MONTHLY REPORT OF COST AND QUALITY OF COAL FOR ELECTRIC PLANTS
 DETAIL OF TRANSPORTATION CHARGES

- 1. Reporting Month: June Year: 2006
- 2. Reporting Company: Tampa Electric Company
- 3. Plant Name: Polk Station (1)

4. Name, Title & Telephone Number of Contact Person Concerning Data
 Submitted on this Form: Jeffrey Chronister, Assistant Controller
 (813) 228 - 1609

5. Signature of Official Submitting Form:  Jeffrey Chronister, Assistant Controller

6. Date Completed: August 15, 2006

Line No. (a)	Supplier Name (b)	Mine Location (c)	Shipping Point (d)	Transport Mode (e)	Tons (f)	Effective Purchase Price (\$/Ton) (g)	Add'l Shorthaul & Loading Charges (\$/Ton) (h)	Rail Charges		Waterborne Charges					Total Transportation Charges (\$/Ton) (p)	FOB Plant Price (\$/Ton) (q)	
								Rail Rate (\$/Ton) (i)	Other Rail Charges (\$/Ton) (j)	River Barge Rate (\$/Ton) (k)	Trans-loading Rate (\$/Ton) (l)	Ocean Barge Rate (\$/Ton) (m)	Other Water Charges (\$/Ton) (n)	Other Related Charges (\$/Ton) (o)			
1.	Transfer facility	N/A	N/A	OB	40,959.00	\$42.448	\$0.000	\$0.000	\$0.000	\$0.000	\$0.000	\$0.000	\$12.155	\$0.000	\$2.765	\$14.920	\$57.368
2.	CMC - Columbia	45,Columbia,999	Davant, La.	OB	37,180.00	\$52.150	\$0.000	\$0.000	\$0.000	\$0.000	\$0.000	\$0.000	\$0.000	\$0.000	\$0.000	\$0.000	\$52.150

DECLASSIFIED

CONFIDENTIAL


MONTHLY REPORT OF COST AND QUALITY OF COAL FOR ELECTRIC PLANTS
REPORT OF ADJUSTMENTS TO PREVIOUS COAL DELIVERED

1. Reporting Month: June Year: 2006

2. Reporting Company: Tampa Electric Company

3. Name, Title & Telephone Number of Contact Person Concerning Data Submitted on this Form: Jeffrey Chronister, Assistant Controller (813) 228 - 1609

4. Signature of Official Submitting Report:



Jeffrey Chronister, Assistant Controller

5. Date Completed: August 15, 2006

Line No. (a)	Month Reported (b)	Form Plant Name (c)	Intended Generating Plant (d)	Supplier (e)	Original Line Number (f)	Old Volume Tons (g)	Form No. (h)	Column Designator & Title (i)	Old Value (j)	New Value (k)	Delivered Price Transfer Facility (\$/Ton) (l)	Reason for Revision (m)
1.	July 2005	Transfer Facility	Big Bend	Coal Sales	4.	18,140.40	423-2(a)	Col. (k), Quality Adjustments (\$/Ton)	\$0.000	(\$0.543)	\$44.318	Quality Adjustment
2.	July 2005	Transfer Facility	Big Bend	Coal Sales	5.	53,356.50	423-2(a)	Col. (k), Quality Adjustments (\$/Ton)	\$0.000	(\$0.649)	\$42.931	Quality Adjustment
3.	July 2005	Transfer Facility	Big Bend	Coal Sales	3.	34,593.40	423-2(a)	Col. (k), Quality Adjustments (\$/Ton)	\$0.000	(\$0.222)	\$45.839	Quality Adjustment
4.	August 2005	Transfer Facility	Big Bend	Coal Sales	3.	13,081.40	423-2(a)	Col. (k), Quality Adjustments (\$/Ton)	\$0.000	(\$0.543)	\$43.178	Quality Adjustment
5.	August 2005	Transfer Facility	Big Bend	Coal Sales	4.	37,501.40	423-2(a)	Col. (k), Quality Adjustments (\$/Ton)	\$0.000	(\$0.649)	\$42.931	Quality Adjustment
6.	September 2005	Transfer Facility	Big Bend	Coal Sales	3.	1,697.70	423-2(a)	Col. (k), Quality Adjustments (\$/Ton)	\$0.000	(\$0.543)	\$43.178	Quality Adjustment
7.	September 2005	Transfer Facility	Big Bend	Coal Sales	4.	26,246.90	423-2(a)	Col. (k), Quality Adjustments (\$/Ton)	\$0.000	(\$0.649)	\$42.643	Quality Adjustment
8.	October 2005	Transfer Facility	Big Bend	Coal Sales	2.	28,795.00	423-2(a)	Col. (k), Quality Adjustments (\$/Ton)	\$0.000	\$1.424	\$44.574	Quality Adjustment
9.	December 2005	Transfer Facility	Big Bend	American Coal Company	2.	11,924.00	423-2(a)	Col. (k), Quality Adjustments (\$/Ton)	\$0.000	\$0.340	\$40.150	Quality Adjustment
10.	December 2005	Transfer Facility	Big Bend	Coal Sales	4.	27,039.10	423-2(a)	Col. (k), Quality Adjustments (\$/Ton)	\$0.000	\$1.424	\$44.574	Quality Adjustment
11.	December 2005	Transfer Facility	Big Bend	Coal Sales	3.	64,715.40	423-2(a)	Col. (k), Quality Adjustments (\$/Ton)	\$0.000	\$2.312	\$45.472	Quality Adjustment
12.	January 2006	Transfer Facility	Big Bend	Dodge Hill Mining	4.	32,730.40	423-2(a)	Col. (i), Price Adjustments (\$/Ton)	\$0.000	\$0.340	\$44.439	Price Adjustment
13.	February 2006	Transfer Facility	Big Bend	Dodge Hill Mining	4.	23,014.00	423-2(a)	Col. (k), Quality Adjustments (\$/Ton)	\$0.000	\$2.435	\$44.665	Quality Adjustment
14.	February 2006	Transfer Facility	Big Bend	Dodge Hill Mining	4.	23,014.00	423-2(a)	Col. (i), Price Adjustments (\$/Ton)	\$0.000	\$0.360	\$45.025	Price Adjustment
15.	February 2006	Transfer Facility	Big Bend	Dodge Hill Mining	11.	12,441.50	423-2(a)	Col. (i), Price Adjustments (\$/Ton)	\$0.000	\$0.360	\$56.610	Price Adjustment
16.	February 2006	Transfer Facility	Big Bend	Dodge Hill Mining	5.	11,329.40	423-2(a)	Col. (k), Quality Adjustments (\$/Ton)	\$0.000	\$0.629	\$41.779	Quality Adjustment
17.	February 2006	Transfer Facility	Big Bend	Knight Hawk	13.	6,412.99	423-2(a)	Col. (k), Quality Adjustments (\$/Ton)	\$0.000	\$0.760	\$42.850	Quality Adjustment
18.	February 2006	Transfer Facility	Big Bend	Synthetic American Fuel	7.	58,723.80	423-2(a)	Col. (k), Quality Adjustments (\$/Ton)	\$0.000	\$0.910	\$43.480	Quality Adjustment
19.	March 2006	Transfer Facility	Big Bend	Coal Sales	2.	57,657.56	423-2(a)	Col. (k), Quality Adjustments (\$/Ton)	\$0.000	\$3.220	\$44.860	Quality Adjustment
20.	March 2006	Transfer Facility	Big Bend	Dodge Hill Mining	3.	7,470.90	423-2(a)	Col. (i), Price Adjustments (\$/Ton)	\$0.000	\$0.426	\$45.290	Price Adjustment
21.	March 2006	Transfer Facility	Big Bend	Dodge Hill Mining	7.	26,108.10	423-2(a)	Col. (i), Price Adjustments (\$/Ton)	\$0.000	\$0.401	\$55.481	Price Adjustment
22.	March 2006	Transfer Facility	Big Bend	Synthetic American Fuel	4.	42,125.70	423-2(a)	Col. (k), Quality Adjustments (\$/Ton)	\$0.000	\$0.650	\$43.220	Quality Adjustment
23.	April 2006	Transfer Facility	Big Bend	Coal Sales	2.	44,360.04	423-2(a)	Col. (k), Quality Adjustments (\$/Ton)	\$0.000	\$2.930	\$43.790	Quality Adjustment
24.	April 2006	Transfer Facility	Big Bend	Knight Hawk	8.	64,649.93	423-2(a)	Col. (k), Quality Adjustments (\$/Ton)	\$0.000	\$0.730	\$41.400	Quality Adjustment

DECLASSIFIED

MONTHLY REPORT OF COST AND QUALITY OF COAL FOR ELECTRIC PLANTS
 REPORT OF ADJUSTMENTS TO PREVIOUS COAL DELIVERED

1. Reporting Month: June Year: 2006

2. Reporting Company: Tampa Electric Company

3. Name, Title & Telephone Number of Contact Person Concerning Data
 Submitted on this Form: Jeffrey Chronister, Assistant Controller
 (813) 228 - 1609

4. Signature of Official Submitting Report: 
 Jeffrey Chronister, Assistant Controller

5. Date Completed: August 15, 2006

Line No. (a)	Month Reported (b)	Form Plant Name (c)	Intended Generating Plant (d)	Supplier (e)	Original Line Number (f)	Old Volume Tons (g)	Form No. (h)	Column Designator & Title (i)	Old Value (j)	New Value (k)	Delivered Price Transfer Facility (\$/Ton) (l)	Reason for Revision (m)
25.	May 2006	Transfer Facility	Big Bend	Coal Sales	7.	59,831.60	423-2(a)	Col. (k), Quality Adjustments (\$/Ton)	\$0.000	\$0.320	\$42.920	Quality Adjustment
26.	May 2006	Transfer Facility	Big Bend	Coal Sales	2.	25,118.48	423-2(a)	Col. (k), Quality Adjustments (\$/Ton)	\$0.000	\$2.660	\$43.520	Quality Adjustment
27.	May 2006	Transfer Facility	Big Bend	Knight Hawk	9.	41,782.62	423-2(a)	Col. (k), Quality Adjustments (\$/Ton)	\$0.000	\$0.650	\$41.320	Quality Adjustment
28.	May 2006	Transfer Facility	Big Bend	Knight Hawk	5.	19,104.02	423-2(a)	Col. (k), Quality Adjustments (\$/Ton)	\$0.000	\$0.540	\$40.770	Quality Adjustment

DECLASSIFIED