

ORIGINAL

AUSLEY & McMULLEN

ATTORNEYS AND COUNSELORS AT LAW

227 SOUTH CALHOUN STREET
P.O. BOX 391 (ZIP 32302)
TALLAHASSEE, FLORIDA 32301
(850) 224-9115 FAX (850) 222-7560

September 15, 2006

HAND DELIVERED

Ms. Blanca S. Bayo, Director
Division of Commission Clerk
and Administrative Services
Florida Public Service Commission
2540 Shumard Oak Boulevard
Tallahassee, FL 32399-0850

RECEIVED-PPSC
06 SEP 15 PM 3:31
COMMISSION
CLERK

080001-EI

Re: Fuel and Purchased Power Cost Recovery Clause
and Generating Performance Incentive Factor
FPSC Docket No. 060001-EI

REQUEST FOR SPECIFIED CONFIDENTIAL TREATMENT
(CONFIDENTIAL DOCUMENTS ATTACHED)

Dear Ms. Bayo:

We submit herewith a single confidential set of Tampa Electric Company's highlighted 423 Forms for the month of July 2006 and request specified confidential treatment of Forms 423-1(a), 423-2, 423-2(a) and 423-2(b). Our request is made pursuant to Section 366.093, Fla. Stat., for the reasons detailed in the document entitled "Tampa Electric Company's Request for Specified Confidential Treatment", which document was filed under separate cover (copy enclosed). The sensitive information contained in these forms has been highlighted in yellow.

Please acknowledge receipt and filing of the above by stamping the duplicate copy of this letter and returning same to this writer.

Thank you for your assistance in connection with this matter.

Sincerely,


James D. Beasley

RECEIVED & FILED



FPSC-BUREAU OF RECORDS

JDB/pp
Enclosures

10-27-08

DECLASSIFIED

cc: All Parties of Record (w/o enc.)

DOCUMENT NUMBER-DATE

08510 SEP 15 08

FPSC-COMMISSION CLERK

CONFIDENTIAL

MONTHLY REPORT OF COST AND QUALITY OF FUEL OIL FOR ELECTRIC PLANTS
ORIGIN, VOLUME, DELIVERED PRICE AND AS RECEIVED QUALITY

1. Reporting Month: July Year: 2006
2. Reporting Company: Tampa Electric Company

3. Name, Title & Telephone Number of Contact Person Concerning Data
Submitted on this Form: Jeffrey Chronister, Assistant Controller
(813) - 228 - 1609

4. Signature of Official Submitting Report: 
Jeffrey Chronister, Assistant Controller

5. Date Completed: September 15, 2006

DECLASSIFIED

CONFIDENTIAL

| Line No. (a) | Plant Name (b) | Supplier Name (c) | Shipping Point (d) | Purchase Type (e) | Delivery Location (f) | Delivery Date (g) | Type Oil (h) | Sulfur Content % (i) | BTU Content (BTU/Gal) (j) | Volume (Bbls) (k) | Delivered Price (\$/Bbl) (l) |
|--------------|----------------|-------------------|--------------------|-------------------|-----------------------|-------------------|--------------|----------------------|---------------------------|-------------------|------------------------------|
| 1. | Big Bend | BP/Big Bend | Tampa | MTC | Big Bend | 07/26/06 | F02 | * | * | 178.76 | \$99.5778 |
| 2. | Big Bend | BP/Big Bend | Tampa | MTC | Big Bend | 07/27/06 | F02 | * | * | 894.29 | \$101.0479 |
| 3. | Big Bend | BP/Big Bend | Tampa | MTC | Big Bend | 07/28/06 | F02 | * | * | 178.57 | \$99.8930 |
| 4. | Big Bend | BP/Big Bend | Tampa | MTC | Big Bend | 07/29/06 | F02 | * | * | 176.10 | \$99.8929 |
| 5. | Big Bend | BP/Big Bend | Tampa | MTC | Big Bend | 07/30/06 | F02 | * | * | 355.24 | \$99.8930 |
| 6. | Polk | BP/Polk | Tampa | MTC | Polk | 07/01/06 | F02 | * | * | 532.76 | \$96.0037 |
| 7. | Polk | BP/Polk | Tampa | MTC | Polk | 07/02/06 | F02 | * | * | 708.83 | \$96.0037 |
| 8. | Polk | BP/Polk | Tampa | MTC | Polk | 07/03/06 | F02 | * | * | 356.76 | \$96.0037 |
| 9. | Polk | BP/Polk | Tampa | MTC | Polk | 07/04/06 | F02 | * | * | 530.45 | \$96.0037 |
| 10. | Polk | BP/Polk | Tampa | MTC | Polk | 07/05/06 | F02 | * | * | 715.98 | \$97.7467 |
| 11. | Polk | BP/Polk | Tampa | MTC | Polk | 07/06/06 | F02 | * | * | 887.36 | \$97.7677 |
| 12. | Polk | BP/Polk | Tampa | MTC | Polk | 07/07/06 | F02 | * | * | 531.62 | \$95.6677 |
| 13. | Polk | BP/Polk | Tampa | MTC | Polk | 07/09/06 | F02 | * | * | 176.40 | \$95.6678 |
| 14. | Polk | BP/Polk | Tampa | MTC | Polk | 07/10/06 | F02 | * | * | 1,061.14 | \$93.5258 |
| 15. | Polk | BP/Polk | Tampa | MTC | Polk | 07/13/06 | F02 | * | * | 178.74 | \$98.7967 |
| 16. | Polk | BP/Polk | Tampa | MTC | Polk | 07/15/06 | F02 | * | * | 1,245.74 | \$99.3637 |
| 17. | Polk | BP/Polk | Tampa | MTC | Polk | 07/16/06 | F02 | * | * | 703.83 | \$99.3637 |
| 18. | Polk | BP/Polk | Tampa | MTC | Polk | 07/18/06 | F02 | * | * | 705.90 | \$99.4687 |
| 19. | Polk | BP/Polk | Tampa | MTC | Polk | 07/19/06 | F02 | * | * | 876.93 | \$99.0067 |
| 20. | Polk | BP/Polk | Tampa | MTC | Polk | 07/20/06 | F02 | * | * | 1,058.29 | \$98.7548 |
| 21. | Polk | BP/Polk | Tampa | MTC | Polk | 07/21/06 | F02 | * | * | 352.71 | \$99.6577 |
| 22. | Polk | BP/Polk | Tampa | MTC | Polk | 07/22/06 | F02 | * | * | 172.02 | \$99.6578 |
| 23. | Polk | BP/Polk | Tampa | MTC | Polk | 07/23/06 | F02 | * | * | 176.64 | \$99.6577 |
| 24. | Polk | BP/Polk | Tampa | MTC | Polk | 07/24/06 | F02 | * | * | 176.17 | \$99.2167 |
| 25. | Polk | BP/Polk | Tampa | MTC | Polk | 07/25/06 | F02 | * | * | 352.79 | \$98.3137 |
| 26. | Polk | BP/Polk | Tampa | MTC | Polk | 07/27/06 | F02 | * | * | 357.02 | \$101.5267 |
| 27. | Polk | BP/Polk | Tampa | MTC | Polk | 07/28/06 | F02 | * | * | 352.64 | \$100.3717 |

DOCUMENT NUMBER-DATE

* No analysis Taken

FPSC FORM 423-1 (2/87)

08510 SEP 15 06

FPSC-COMMISSION CLERK

MONTHLY REPORT OF COST AND QUALITY OF FUEL OIL FOR ELECTRIC PLANTS
ORIGIN, VOLUME, DELIVERED PRICE AND AS RECEIVED QUALITY

1. Reporting Month: July Year: 2006
2. Reporting Company: Tampa Electric Company

3. Name, Title & Telephone Number of Contact Person Concerning Data
Submitted on this Form: Jeffrey Chronister, Assistant Controller
(813) - 228 - 1609

4. Signature of Official Submitting Report: 
Jeffrey Chronister, Assistant Controller

5. Date Completed: September 15, 2006

| Line No. (a) | Plant Name (b) | Supplier Name (c) | Shipping Point (d) | Purchase Type (e) | Delivery Location (f) | Delivery Date (g) | Type Oil (h) | Sulfur Content % (i) | BTU Content (BTU/Gal) (j) | Volume (Bbls) (k) | Delivered Price (\$/Bbl) (l) |
|--------------|----------------|-------------------------|--------------------|-------------------|-----------------------|-------------------|--------------|----------------------|---------------------------|-------------------|------------------------------|
| 28. | Polk | BP/Polk | Tampa | MTC | Polk | 07/29/06 | F02 | * | * | 1,066.14 | \$100.3717 |
| 29. | Polk | BP/Polk | Tampa | MTC | Polk | 07/30/06 | F02 | * | * | 357.05 | \$100.3718 |
| 30. | Polk | BP/Polk | Tampa | MTC | Polk | 07/31/06 | F02 | * | * | 535.62 | \$101.4217 |
| 31. | Phillips | Transmontaigne/Phillips | Tampa | MTC | Phillips | 07/14/06 | F02 | * | * | 528.64 | \$90.0860 |
| 32. | Phillips | Transmontaigne/Phillips | Tampa | MTC | Phillips | 07/24/06 | F06 | * | * | 316.52 | \$57.5219 |
| 33. | Phillips | Transmontaigne/Phillips | Tampa | MTC | Phillips | 07/25/06 | F06 | * | * | 312.93 | \$57.5220 |
| 34. | Phillips | Transmontaigne/Phillips | Tampa | MTC | Phillips | 07/26/06 | F06 | * | * | 151.64 | \$57.5220 |
| 35. | Phillips | Transmontaigne/Phillips | Tampa | MTC | Phillips | 07/27/06 | F06 | * | * | 459.01 | \$57.5219 |
| 36. | Phillips | Transmontaigne/Phillips | Tampa | MTC | Phillips | 07/28/06 | F06 | * | * | 618.20 | \$57.5220 |
| 37. | Phillips | Transmontaigne/Phillips | Tampa | MTC | Phillips | 07/31/06 | F06 | * | * | 629.54 | \$57.7569 |

DECLASSIFIED

* No analysis Taken
FPSC FORM 423-1 (2/87)

MONTHLY REPORT OF COST AND QUALITY OF FUEL OIL FOR ELECTRIC PLANTS
 DETAIL OF INVOICE AND TRANSPORTATION CHARGES

1 Reporting Month: July Year 2006

2 Reporting Company: Tampa Electric Company

3 Name, Title & Telephone Number of Contact Person Concerning Data
 Submitted on this Form: Jeffrey Chronister, Assistant Controller
 (813) - 228 - 1609

4 Signature of Official Submitting Report: 
 Jeffrey Chronister, Assistant Controller

5. Date Completed: September 15, 2006

| Line No. | Plant Name | Supplier Name | Delivery Location | Delivery Date | Type Oil | Volume (Bbls) | Invoice Price (\$/Bbl) | Invoice Amount \$ | Discount \$ | Net Amount \$ | Net Price (\$/Bbl) | Quality Adjust (\$/Bbl) | Effective Purchase Price (\$/Bbl) | Transport to Terminal (\$/Bbl) | Add'l Transport Charges (\$/Bbl) | Other Charges (\$/Bbl) | Delivered Price (\$/Bbl) |
|----------|------------|---------------|-------------------|---------------|----------|---------------|------------------------|-------------------|-------------|---------------|--------------------|-------------------------|-----------------------------------|--------------------------------|----------------------------------|------------------------|--------------------------|
| (a) | (b) | (c) | (d) | (e) | (f) | (g) | (h) | (i) | (j) | (k) | (l) | (m) | (n) | (o) | (p) | (q) | (r) |
| 1. | Big Bend | BP/Big Bend | Big Bend | 07/26/06 | F02 | 178.76 | \$99.5778 | 17,800.72 | \$0.0000 | 17,800.72 | \$99.5778 | \$0.0000 | \$99.5778 | \$0.0000 | \$0.0000 | \$0.0000 | \$99.5778 |
| 2. | Big Bend | BP/Big Bend | Big Bend | 07/27/06 | F02 | 894.29 | \$101.0479 | 90,365.70 | \$0.0000 | 90,365.70 | \$101.0479 | \$0.0000 | \$101.0479 | \$0.0000 | \$0.0000 | \$0.0000 | \$101.0479 |
| 3. | Big Bend | BP/Big Bend | Big Bend | 07/28/06 | F02 | 178.57 | \$99.8930 | 17,838.03 | \$0.0000 | 17,838.03 | \$99.8930 | \$0.0000 | \$99.8930 | \$0.0000 | \$0.0000 | \$0.0000 | \$99.8930 |
| 4. | Big Bend | BP/Big Bend | Big Bend | 07/29/06 | F02 | 176.10 | \$99.8929 | 17,590.67 | \$0.0000 | 17,590.67 | \$99.8929 | \$0.0000 | \$99.8929 | \$0.0000 | \$0.0000 | \$0.0000 | \$99.8929 |
| 5. | Big Bend | BP/Big Bend | Big Bend | 07/30/06 | F02 | 355.24 | \$99.8930 | 35,485.79 | \$0.0000 | 35,485.79 | \$99.8930 | \$0.0000 | \$99.8930 | \$0.0000 | \$0.0000 | \$0.0000 | \$99.8930 |
| 6. | Polk | BP/Polk | Polk | 07/01/06 | F02 | 532.76 | \$96.0037 | 51,147.11 | \$0.0000 | 51,147.11 | \$96.0037 | \$0.0000 | \$96.0037 | \$0.0000 | \$0.0000 | \$0.0000 | \$96.0037 |
| 7. | Polk | BP/Polk | Polk | 07/02/06 | F02 | 708.83 | \$96.0037 | 68,050.62 | \$0.0000 | 68,050.62 | \$96.0037 | \$0.0000 | \$96.0037 | \$0.0000 | \$0.0000 | \$0.0000 | \$96.0037 |
| 8. | Polk | BP/Polk | Polk | 07/03/06 | F02 | 356.76 | \$96.0037 | 34,250.48 | \$0.0000 | 34,250.48 | \$96.0037 | \$0.0000 | \$96.0037 | \$0.0000 | \$0.0000 | \$0.0000 | \$96.0037 |
| 9. | Polk | BP/Polk | Polk | 07/04/06 | F02 | 530.45 | \$96.0037 | 50,925.41 | \$0.0000 | 50,925.41 | \$96.0037 | \$0.0000 | \$96.0037 | \$0.0000 | \$0.0000 | \$0.0000 | \$96.0037 |
| 10. | Polk | BP/Polk | Polk | 07/05/06 | F02 | 715.98 | \$97.7467 | 69,984.34 | \$0.0000 | 69,984.34 | \$97.7467 | \$0.0000 | \$97.7467 | \$0.0000 | \$0.0000 | \$0.0000 | \$97.7467 |
| 11. | Polk | BP/Polk | Polk | 07/06/06 | F02 | 887.36 | \$97.7677 | 86,754.91 | \$0.0000 | 86,754.91 | \$97.7677 | \$0.0000 | \$97.7677 | \$0.0000 | \$0.0000 | \$0.0000 | \$97.7677 |
| 12. | Polk | BP/Polk | Polk | 07/07/06 | F02 | 531.62 | \$95.6677 | 50,858.79 | \$0.0000 | 50,858.79 | \$95.6677 | \$0.0000 | \$95.6677 | \$0.0000 | \$0.0000 | \$0.0000 | \$95.6677 |
| 13. | Polk | BP/Polk | Polk | 07/09/06 | F02 | 176.40 | \$95.6678 | 16,876.25 | \$0.0000 | 16,876.25 | \$95.6678 | \$0.0000 | \$95.6678 | \$0.0000 | \$0.0000 | \$0.0000 | \$95.6678 |
| 14. | Polk | BP/Polk | Polk | 07/10/06 | F02 | 1,061.14 | \$93.5258 | 99,244.21 | \$0.0000 | 99,244.21 | \$93.5258 | \$0.0000 | \$93.5258 | \$0.0000 | \$0.0000 | \$0.0000 | \$93.5258 |
| 15. | Polk | BP/Polk | Polk | 07/13/06 | F02 | 178.74 | \$98.7967 | 17,658.74 | \$0.0000 | 17,658.74 | \$98.7967 | \$0.0000 | \$98.7967 | \$0.0000 | \$0.0000 | \$0.0000 | \$98.7967 |
| 16. | Polk | BP/Polk | Polk | 07/15/06 | F02 | 1,245.74 | \$99.3637 | 123,781.20 | \$0.0000 | 123,781.20 | \$99.3637 | \$0.0000 | \$99.3637 | \$0.0000 | \$0.0000 | \$0.0000 | \$99.3637 |
| 17. | Polk | BP/Polk | Polk | 07/16/06 | F02 | 703.83 | \$99.3637 | 69,935.48 | \$0.0000 | 69,935.48 | \$99.3637 | \$0.0000 | \$99.3637 | \$0.0000 | \$0.0000 | \$0.0000 | \$99.3637 |
| 18. | Polk | BP/Polk | Polk | 07/18/06 | F02 | 705.90 | \$99.4687 | 70,215.42 | \$0.0000 | 70,215.42 | \$99.4687 | \$0.0000 | \$99.4687 | \$0.0000 | \$0.0000 | \$0.0000 | \$99.4687 |
| 19. | Polk | BP/Polk | Polk | 07/19/06 | F02 | 876.93 | \$99.0067 | 86,821.81 | \$0.0000 | 86,821.81 | \$99.0067 | \$0.0000 | \$99.0067 | \$0.0000 | \$0.0000 | \$0.0000 | \$99.0067 |
| 20. | Polk | BP/Polk | Polk | 07/20/06 | F02 | 1,058.29 | \$98.7548 | 104,510.75 | \$0.0000 | 104,510.75 | \$98.7548 | \$0.0000 | \$98.7548 | \$0.0000 | \$0.0000 | \$0.0000 | \$98.7548 |
| 21. | Polk | BP/Polk | Polk | 07/21/06 | F02 | 352.71 | \$99.6577 | 35,150.70 | \$0.0000 | 35,150.70 | \$99.6577 | \$0.0000 | \$99.6577 | \$0.0000 | \$0.0000 | \$0.0000 | \$99.6577 |
| 22. | Polk | BP/Polk | Polk | 07/22/06 | F02 | 172.02 | \$99.6578 | 17,143.51 | \$0.0000 | 17,143.51 | \$99.6578 | \$0.0000 | \$99.6578 | \$0.0000 | \$0.0000 | \$0.0000 | \$99.6578 |
| 23. | Polk | BP/Polk | Polk | 07/23/06 | F02 | 176.64 | \$99.6577 | 17,603.82 | \$0.0000 | 17,603.82 | \$99.6577 | \$0.0000 | \$99.6577 | \$0.0000 | \$0.0000 | \$0.0000 | \$99.6577 |
| 24. | Polk | BP/Polk | Polk | 07/24/06 | F02 | 176.17 | \$99.2167 | 17,478.68 | \$0.0000 | 17,478.68 | \$99.2167 | \$0.0000 | \$99.2167 | \$0.0000 | \$0.0000 | \$0.0000 | \$99.2167 |
| 25. | Polk | BP/Polk | Polk | 07/25/06 | F02 | 352.79 | \$98.3137 | 34,683.67 | \$0.0000 | 34,683.67 | \$98.3137 | \$0.0000 | \$98.3137 | \$0.0000 | \$0.0000 | \$0.0000 | \$98.3137 |
| 26. | Polk | BP/Polk | Polk | 07/27/06 | F02 | 357.02 | \$101.5267 | 36,247.45 | \$0.0000 | 36,247.45 | \$101.5267 | \$0.0000 | \$101.5267 | \$0.0000 | \$0.0000 | \$0.0000 | \$101.5267 |
| 27. | Polk | BP/Polk | Polk | 07/28/06 | F02 | 352.64 | \$100.3717 | 35,395.37 | \$0.0000 | 35,395.37 | \$100.3717 | \$0.0000 | \$100.3717 | \$0.0000 | \$0.0000 | \$0.0000 | \$100.3717 |

* No analysis Taken
 FPSC FORM 423-1(a) (2/87)

DECLASSIFIED

CONFIDENTIAL

**** SPECIFIED CONFIDENTIAL ****
MONTHLY REPORT OF COST AND QUALITY OF FUEL OIL FOR ELECTRIC PLANTS
DETAIL OF INVOICE AND TRANSPORTATION CHARGES

1. Reporting Month: July Year: 2006

2. Reporting Company: Tampa Electric Company

3. Name, Title & Telephone Number of Contact Person Concerning Data
 Submitted on this Form: Jeffrey Chronister, Assistant Controller
 (813) - 228 - 1609

4. Signature of Official Submitting Report: 
 Jeffrey Chronister, Assistant Controller

5. Date Completed: September 15, 2006

| Line No. (a) | Plant Name (b) | Supplier Name (c) | Delivery Location (d) | Delivery Date (e) | Type Oil (f) | Volume (Bbls) (g) | Invoice Price (\$/Bbl) (h) | Invoice Amount \$ (i) | Discount \$ (j) | Net Amount \$ (k) | Net Price (\$/Bbl) (l) | Quality Adjust. (\$/Bbl) (m) | Effective Purchase Price (\$/Bbl) (n) | Transport to Terminal (\$/Bbl) (o) | Add'l Transport Charges (\$/Bbl) (p) | Other Charges (\$/Bbl) (q) | Delivered Price (\$/Bbl) (r) |
|--------------|----------------|-------------------------|-----------------------|-------------------|--------------|-------------------|----------------------------|-----------------------|-----------------|-------------------|------------------------|------------------------------|---------------------------------------|------------------------------------|--------------------------------------|----------------------------|------------------------------|
| 28. | Polk | BP/Polk | Polk | 07/29/06 | F02 | 1,066.14 | \$100.3717 | 107,010.60 | \$0.0000 | 107,010.60 | \$100.3717 | \$0.0000 | \$100.3717 | \$0.0000 | \$0.0000 | \$0.0000 | \$100.3717 |
| 29. | Polk | BP/Polk | Polk | 07/30/06 | F02 | 357.05 | \$100.3718 | 35,837.50 | \$0.0000 | 35,837.50 | \$100.3718 | \$0.0000 | \$100.3718 | \$0.0000 | \$0.0000 | \$0.0000 | \$100.3718 |
| 30. | Polk | BP/Polk | Polk | 07/31/06 | F02 | 535.62 | \$101.4217 | 54,323.42 | \$0.0000 | 54,323.42 | \$101.4217 | \$0.0000 | \$101.4217 | \$0.0000 | \$0.0000 | \$0.0000 | \$101.4217 |
| 31. | Phillips | Transmontaigne/Phillips | Phillips | 07/14/06 | F02 | 528.64 | \$90.0860 | 47,623.30 | \$0.0000 | 47,623.30 | \$90.0860 | \$0.0000 | \$90.0860 | \$0.0000 | \$0.0000 | \$0.0000 | \$90.0860 |
| 32. | Phillips | Transmontaigne/Phillips | Phillips | 07/24/06 | F06 | 316.52 | \$57.5219 | 18,206.84 | \$0.0000 | 18,206.84 | \$57.5219 | \$0.0000 | \$57.5219 | \$0.0000 | \$0.0000 | \$0.0000 | \$57.5219 |
| 33. | Phillips | Transmontaigne/Phillips | Phillips | 07/25/06 | F06 | 312.93 | \$57.5220 | 18,000.35 | \$0.0000 | 18,000.35 | \$57.5220 | \$0.0000 | \$57.5220 | \$0.0000 | \$0.0000 | \$0.0000 | \$57.5220 |
| 34. | Phillips | Transmontaigne/Phillips | Phillips | 07/26/06 | F06 | 151.64 | \$57.5220 | 8,722.63 | \$0.0000 | 8,722.63 | \$57.5220 | \$0.0000 | \$57.5220 | \$0.0000 | \$0.0000 | \$0.0000 | \$57.5220 |
| 35. | Phillips | Transmontaigne/Phillips | Phillips | 07/27/06 | F06 | 459.01 | \$57.5219 | 26,403.14 | \$0.0000 | 26,403.14 | \$57.5219 | \$0.0000 | \$57.5219 | \$0.0000 | \$0.0000 | \$0.0000 | \$57.5219 |
| 36. | Phillips | Transmontaigne/Phillips | Phillips | 07/28/06 | F06 | 618.20 | \$57.5220 | 35,560.08 | \$0.0000 | 35,560.08 | \$57.5220 | \$0.0000 | \$57.5220 | \$0.0000 | \$0.0000 | \$0.0000 | \$57.5220 |
| 37. | Phillips | Transmontaigne/Phillips | Phillips | 07/31/06 | F06 | 629.54 | \$57.7569 | 36,360.31 | \$0.0000 | 36,360.31 | \$57.7569 | \$0.0000 | \$57.7569 | \$0.0000 | \$0.0000 | \$0.0000 | \$57.7569 |

* No analysis Taken
 FPSC FORM 423-1(a) (2/87)

DECLASSIFIED

CONFIDENTIAL


MONTHLY REPORT OF COST AND QUALITY OF FUEL OIL FOR ELECTRIC PLANTS
REPORT OF ADJUSTMENTS TO PREVIOUS OIL DELIVERIES

1. Reporting Month: July Year: 2006

2. Reporting Company: Tampa Electric Company

3. Name, Title & Telephone Number of Contact Person Concerning Data
Submitted on this Form: Jeffrey Chronister, Director Financial Reporting
(813) - 228 - 1609

4. Signature of Official Submitting Report:



Jeffrey Chronister, Assistant Controller

5. Date Completed: September 15, 2006

| Line No. (a) | Month Reported (b) | Form Plant Name (c) | Supplier (d) | Original Line Number (e) | Old Volume (Bbbls) (f) | Form No. (g) | Column Designator & Title (h) | Old Value (i) | New Value (j) | New Delivered Price (\$/Bbbls) (k) | Reason for Revision (l) |
|-----------------|-----------------------|------------------------|-----------------|-----------------------------|---------------------------|-----------------|----------------------------------|------------------|------------------|---------------------------------------|----------------------------|
| 1. | April 2006 | Polk | BP/Polk | 14. | 2,092.45 | 423-1 (a) | Col. (g), Volume (bbbls) | 2,092.45 | 1,938.93 | \$86.5457 | Quantity Adjustment |
| 2. | April 2006 | Polk | BP/Polk | 16. | 295.55 | 423-1 (a) | Col. (g), Volume (bbbls) | 295.55 | 176.50 | \$95.4708 | Quantity Adjustment |
| 3. | April 2006 | Polk | BP/Polk | 17. | 889.14 | 423-1 (a) | Col. (g), Volume (bbbls) | 889.14 | 1,065.71 | \$93.6989 | Quantity Adjustment |
| 4. | March 2006 | Polk | BP/Polk | 35. | 858.79 | 423-1 (a) | Col. (g), Volume (bbbls) | 858.79 | 885.79 | \$83.7943 | Quantity Adjustment |

DECLASSIFIED

** SPECIFIED CONFIDENTIAL **

FPSC Form 423-2

MONTHLY REPORT OF COST AND QUALITY OF COAL FOR ELECTRIC PLANTS
ORIGIN, TONNAGE, DELIVERED PRICE AND AS RECEIVED QUALITY

1. Reporting Month: July Year: 2006

2. Reporting Company: Tampa Electric Company

3. Plant Name: TECO Bulk Terminal Transfer Facility - Big Bend Station (1)

4. Name, Title & Telephone Number of Contact Person Concerning Data
Submitted on this Form: Jeffrey Chronister, Assistant Controller
(813) 228 - 1609

5. Signature of Official Submitting Form: 
Jeffrey Chronister, Assistant Controller

6. Date Completed: September 15, 2006

| Line No. (a) | Supplier Name (b) | Mine Location (c) | Purchase Type (d) | Transport Mode (e) | Tons (f) | Effective Purchase Price (\$/Ton) (g) | Total Transport Charges (\$/Ton) (h) | Delivered Price Transfer Facility (\$/Ton) (i) | As Received Coal Quality | | | |
|-----------------|----------------------|----------------------|----------------------|-----------------------|-------------|---|--|--|--------------------------|-----------------------------|----------------------|---------------------------|
| | | | | | | | | | Sulfur Content % (j) | BTU Content (BTU/lb) (k) | Ash Content % (l) | Moisture Content % (m) |
| 1. | Alliance Coal | 10,IL,193 | LTC | RB | 39,514.50 | \$37.070 | \$11.140 | \$48.210 | 2.91 | 11,710 | 6.80 | 12.28 |
| 2. | Coal Sales | 10,IL,157 | LTC | RB | 81,424.13 | \$30.200 | \$11.450 | \$41.650 | 3.00 | 11,078 | 8.78 | 13.08 |
| 3. | Dodge Hill Mining | 9,KY,225 | LTC | RB | 23,756.20 | \$42.350 | \$10.710 | \$53.060 | 2.66 | 12,471 | 8.66 | 7.77 |
| 4. | Dodge Hill Mining | 10,IL,165 | LTC | RB | 12,793.10 | \$41.920 | \$10.800 | \$52.720 | 2.66 | 12,471 | 8.66 | 7.77 |
| 5. | Knight Hawk | 10,IL,77&145 | S | RB | 55,262.12 | \$29.460 | \$11.550 | \$41.010 | 3.35 | 11,191 | 10.16 | 11.30 |
| 6. | Coal Sales | 10,IL,59 | LTC | RB | 68,954.10 | \$34.120 | \$10.800 | \$44.920 | 2.94 | 12,141 | 9.16 | 8.58 |
| 7. | Knight Hawk | 10,IL,77&145 | LTC | RB | 3,170.38 | \$30.500 | \$11.550 | \$42.050 | 3.37 | 11,081 | 10.55 | 11.70 |
| 8. | SMCC | 9, KY, 233 | S | RB | 32,602.80 | \$31.800 | \$12.510 | \$44.310 | 2.83 | 11,610 | 10.72 | 10.10 |
| 9. | SSM Petcoke | N/A | N/A | OB | 10,295.10 | \$42.000 | \$0.000 | \$42.000 | 5.67 | 13,839 | 0.29 | 8.62 |
| 10. | Alliance Coal | 9, KY, 233 | LTC | RB | 7,748.60 | \$42.550 | \$11.140 | \$53.690 | 2.99 | 12,338 | 8.53 | 8.57 |

(1) As TECO Bulk Terminal Transfer Facility is a central storage site for coal prior to its delivery to the power plant, the coal from suppliers noted on this schedule is usually delivered to Big Bend Station but could ultimately be delivered to Polk Station.

DECLASSIFIED

CONFIDENTIAL

** SPECIFIED CONFIDENTIAL **

FPSC Form 423-2(a)

MONTHLY REPORT OF COST AND QUALITY OF COAL FOR ELECTRIC PLANTS
DETAILED PURCHASED COAL INVOICE INFORMATION


1. Reporting Month: July Year: 2006

2. Reporting Company: Tampa Electric Company

3. Plant Name: TECO Bulk Terminal Transfer Facility - Big Bend Station (1)

4. Name, Title & Telephone Number of Contact Person Concerning Data
Submitted on this Form: Jeffrey Chronister, Assistant Controller
(813) - 228 - 1609

5. Signature of Official Submitting Form:


Jeffrey Chronister, Assistant Controller

6. Date Completed: September 15, 2006

| Line No. (a) | Supplier Name (b) | Mine Location (c) | Purchase Type (d) | Tons (e) | F.O.B.(2) Mine Price (\$/Ton) (f) | Shorthaul & Loading Charges (\$/Ton) (g) | Original Invoice Price (\$/Ton) (h) | Retro- active Price Adjustments (\$/Ton) (i) | Base Price (\$/Ton) (j) | Quality Adjust- ments (\$/Ton) (k) | Effective Purchase Price (\$/Ton) (l) |
|-----------------|----------------------|----------------------|----------------------|-------------|--|--|---|---|----------------------------------|--|---|
| 1. | Alliance Coal | 10,IL,193 | LTC | 39,514.50 | N/A | \$0.000 | \$38.410 | (\$1.340) | \$37.070 | \$0.000 | \$37.070 |
| 2. | Coal Sales | 10,IL,157 | LTC | 81,424.13 | N/A | \$0.000 | \$30.200 | \$0.000 | \$30.200 | \$0.000 | \$30.200 |
| 3. | Dodge Hill Mining | 9,KY,225 | LTC | 23,756.20 | N/A | \$0.000 | \$42.350 | \$0.000 | \$42.350 | \$0.000 | \$42.350 |
| 4. | Dodge Hill Mining | 10,IL,165 | LTC | 12,793.10 | N/A | \$0.000 | \$41.920 | \$0.000 | \$41.920 | \$0.000 | \$41.920 |
| 5. | Knight Hawk | 10,IL,77&145 | S | 55,262.12 | N/A | \$0.000 | \$29.460 | \$0.000 | \$29.460 | \$0.000 | \$29.460 |
| 6. | Coal Sales | 10,IL,59 | LTC | 68,954.10 | N/A | \$0.000 | \$34.120 | \$0.000 | \$34.120 | \$0.000 | \$34.120 |
| 7. | Knight Hawk | 10,IL,77&145 | LTC | 3,170.38 | N/A | \$0.000 | \$30.500 | \$0.000 | \$30.500 | \$0.000 | \$30.500 |
| 8. | SMCC | 9, KY, 233 | S | 32,602.80 | N/A | \$0.000 | \$31.800 | \$0.000 | \$31.800 | \$0.000 | \$31.800 |
| 9. | SSM Petcoke | N/A | N/A | 10,295.10 | N/A | \$0.000 | \$42.000 | \$0.000 | \$42.000 | \$0.000 | \$42.000 |
| 10. | Alliance Coal | 9, KY, 233 | LTC | 7,748.60 | N/A | \$0.000 | \$42.550 | \$0.000 | \$42.550 | \$0.000 | \$42.550 |

(1) As TECO Bulk Terminal Transfer Facility is a central storage site for coal prior to its delivery to the power plant, the coal from suppliers noted on this schedule is usually delivered to Big Bend Station but could ultimately be delivered to Polk Station.

(2) Tampa Electric purchases coal F.O.B. shipping point or F.O.B. destination.

FPSC FORM 423-2(a) (2/87)

DECLASSIFIED

CONFIDENTIAL

** SPECIFIED CONFIDENTIAL **

FPSC Form 423-2(b)

MONTHLY REPORT OF COST AND QUALITY OF COAL FOR ELECTRIC PLANTS
DETAIL OF TRANSPORTATION CHARGES


1. Reporting Month: July Year: 2006

2. Reporting Company: Tampa Electric Company

3. Plant Name: TECO Bulk Terminal Transfer Facility - Big Bend Station (1)

4. Name, Title & Telephone Number of Contact Person Concerning Data
Submitted on this Form: Jeffrey Chronister, Assistant Controller
(813) 228 - 1609

5. Signature of Official Submitting Form:


Jeffrey Chronister, Assistant Controller

6. Date Completed: September 15, 2006

| Line No. (a) | Supplier Name (b) | Mine Location (c) | Shipping Point (d) | Transport Mode (e) | Tons (f) | (2) Effective Purchase Price (\$/Ton) (g) | Add'l Shorthaul & Loading Charges (\$/Ton) (h) | Rail Rate (\$/Ton) (i) | Other Rail Charges (\$/Ton) (j) | River Barge Rate (\$/Ton) (k) | Trans-loading Rate (\$/Ton) (l) | Ocean Barge Rate (\$/Ton) (m) | Other Water Charges (\$/Ton) (n) | Other Related Charges (\$/Ton) (o) | Total Transportation Charges (\$/Ton) (p) | Delivered Price Transfer Facility (\$/Ton) (q) |
|--------------|-------------------|-------------------|---------------------------|--------------------|-----------|---|--|------------------------|---------------------------------|-------------------------------|---------------------------------|-------------------------------|----------------------------------|------------------------------------|---|--|
| 1. | Alliance Coal | 10,IL,193 | White Cnty., IL | RB | 39,514.50 | \$37.070 | \$0.000 | \$0.000 | \$0.000 | \$11.140 | \$0.000 | \$0.000 | \$0.000 | \$0.000 | \$11.140 | \$48.210 |
| 2. | Coal Sales | 10,IL,157 | Randolph Cnty., IL | RB | 81,424.13 | \$30.200 | \$0.000 | \$0.000 | \$0.000 | \$11.450 | \$0.000 | \$0.000 | \$0.000 | \$0.000 | \$11.450 | \$41.650 |
| 3. | Dodge Hill Mining | 9,KY,225 | Union Cnty., KY | RB | 23,756.20 | \$42.350 | \$0.000 | \$0.000 | \$0.000 | \$10.710 | \$0.000 | \$0.000 | \$0.000 | \$0.000 | \$10.710 | \$53.060 |
| 4. | Dodge Hill Mining | 10,IL,165 | Saline Cnty., IL | RB | 12,793.10 | \$41.920 | \$0.000 | \$0.000 | \$0.000 | \$10.800 | \$0.000 | \$0.000 | \$0.000 | \$0.000 | \$10.800 | \$52.720 |
| 5. | Knight Hawk | 10,IL,77&145 | Jackson & Perry Cnty., IL | RB | 55,262.12 | \$29.460 | \$0.000 | \$0.000 | \$0.000 | \$11.550 | \$0.000 | \$0.000 | \$0.000 | \$0.000 | \$11.550 | \$41.010 |
| 6. | Coal Sales | 10,IL,59 | Gallatin Cnty., IL | RB | 68,954.10 | \$34.120 | \$0.000 | \$0.000 | \$0.000 | \$10.800 | \$0.000 | \$0.000 | \$0.000 | \$0.000 | \$10.800 | \$44.920 |
| 7. | Knight Hawk | 10,IL,77&145 | Jackson & Perry Cnty., IL | RB | 3,170.38 | \$30.500 | \$0.000 | \$0.000 | \$0.000 | \$11.550 | \$0.000 | \$0.000 | \$0.000 | \$0.000 | \$11.550 | \$42.050 |
| 8. | SMCC | 9, KY, 233 | Webster Cnty., KY | RB | 32,602.80 | \$31.800 | \$0.000 | \$0.000 | \$0.000 | \$12.510 | \$0.000 | \$0.000 | \$0.000 | \$0.000 | \$12.510 | \$44.310 |
| 9. | SSM Petcoke | N/A | Davant, La. | OB | 10,295.10 | \$42.000 | \$0.000 | \$0.000 | \$0.000 | \$0.000 | \$0.000 | \$0.000 | \$0.000 | \$0.000 | \$0.000 | \$42.000 |
| 10. | Alliance Coal | 9, KY, 233 | Webster Cnty., KY | RB | 7,748.60 | \$42.550 | \$0.000 | \$0.000 | \$0.000 | \$11.140 | \$0.000 | \$0.000 | \$0.000 | \$0.000 | \$11.140 | \$53.690 |

(1) As TECO Bulk Terminal Transfer Facility is a central storage site for coal prior to its delivery to the power plant, the coal from suppliers noted on this schedule is usually delivered to Big Bend Station but could ultimately be delivered to Polk Station.

(2) Tampa Electric purchases coal F.O.B. shipping point or F.O.B. destination.

DECLASSIFIED

CONFIDENTIAL

** SPECIFIED CONFIDENTIAL **

MONTHLY REPORT OF COST AND QUALITY OF COAL FOR ELECTRIC PLANTS
ORIGIN, TONNAGE, DELIVERED PRICE AND AS RECEIVED QUALITY

1. Reporting Month: July Year: 2006

2. Reporting Company: Tampa Electric Company

3. Plant Name: TECO Bulk Terminal Transfer Facility - Polk Station (1)

4. Name, Title & Telephone Number of Contact Person Concerning Data
Submitted on this Form: Jeffrey Chronister, Assistant Controller
(813) 228 - 1609

5. Signature of Official Submitting Form: 
Jeffrey Chronister, Assistant Controller

6. Date Completed: September 15, 2006

| Line No. (a) | Supplier Name (b) | Mine Location (c) | Purchase Type (d) | Transport Mode (e) | Tons (f) | Effective Purchase Price (\$/Ton) (g) | Total Transport Charges (\$/Ton) (h) | Delivered Price Transfer Facility (\$/Ton) (i) | As Received Coal Quality | | | |
|-----------------|----------------------|----------------------|----------------------|-----------------------|-------------|---|--|--|--------------------------|-----------------------------|----------------------|---------------------------|
| | | | | | | | | | Sulfur Content % (j) | BTU Content (BTU/lb) (k) | Ash Content % (l) | Moisture Content % (m) |
| 1. | SSM Petcoke | N/A | S | RB | 19,229.49 | \$35.500 | \$3.980 | \$39.480 | 4.80 | 13,954 | 0.33 | 8.09 |

(1) As TECO Bulk Terminal Transfer Facility is a central storage site for coal prior to its delivery to the power plant, the coal from suppliers noted on this schedule is usually delivered to Polk Station but could ultimately be delivered to Big Bend Station.

DECLASSIFIED

CONFIDENTIAL

** SPECIFIED CONFIDENTIAL **

MONTHLY REPORT OF COST AND QUALITY OF COAL FOR ELECTRIC PLANTS
DETAILED PURCHASED COAL INVOICE INFORMATION

1. Reporting Month: July Year: 2006

2. Reporting Company: Tampa Electric Company

3. Plant Name: TECO Bulk Terminal Transfer Facility - Polk Station (1)

4. Name, Title & Telephone Number of Contact Person Concerning Data
Submitted on this Form: Jeffrey Chronister, Assistant Controller
(813) - 228 - 1609

5. Signature of Official Submitting Form: 
Jeffrey Chronister, Assistant Controller

6. Date Completed: September 15, 2006

| Line No. (a) | Supplier Name (b) | Mine Location (c) | Purchase Type (d) | Tons (e) | F.O.B.(2) Mine Price (\$/Ton) (f) | Shorthaul & Loading Charges (\$/Ton) (g) | Original Invoice Price (\$/Ton) (h) | Retro-active Price Adjustments (\$/Ton) (i) | Base Price (\$/Ton) (j) | Quality Adjustments (\$/Ton) (k) | Effective Purchase Price (\$/Ton) (l) |
|-----------------|----------------------|----------------------|----------------------|-------------|--|---|---|--|-------------------------------|--|---|
| 1. | SSM Petcoke | N/A | S | 19,229.49 | N/A | \$0.000 | \$35.500 | \$0.000 | \$35.500 | \$0.000 | \$35.500 |

(1) As TECO Bulk Terminal Transfer Facility is a central storage site for coal prior to its delivery to the power plant, the coal from suppliers noted on this schedule is usually delivered to Polk Station but could ultimately be delivered to Big Bend Station.

(2) Tampa Electric purchases coal F.O.B. shipping point or F.O.B. destination.

DECLASSIFIED
CONFIDENTIAL

**** SPECIFIED CONFIDENTIAL ****

MONTHLY REPORT OF COST AND QUALITY OF COAL FOR ELECTRIC PLANTS
 DETAIL OF TRANSPORTATION CHARGES

1. Reporting Month: July Year: 2006

2. Reporting Company: Tampa Electric Company

3. Plant Name: TECO Bulk Terminal Transfer Facility - Polk Station (1)

4. Name, Title & Telephone Number of Contact Person Concerning Data
 Submitted on this Form: Jeffrey Chronister, Assistant Controller
 (813) 228 - 1609

5. Signature of Official Submitting Form: 
 Jeffrey Chronister, Assistant Controller

6. Date Completed: September 15, 2006

| Line No. (a) | Supplier Name (b) | Mine Location (c) | Shipping Point (d) | Transport Mode (e) | Tons (f) | (2) Effective Purchase Price (\$/Ton) (g) | Add'l Shorthaul & Loading Charges (\$/Ton) (h) | Rail Charges | | Waterborne Charges | | | | | Total Transportation Charges (\$/Ton) (p) | Delivered Price Transfer Facility (\$/Ton) (q) |
|-----------------|----------------------|----------------------|-----------------------|-----------------------|-------------|--|---|------------------------------|---------------------------------------|-------------------------------------|---------------------------------------|-------------------------------------|--|--|---|--|
| | | | | | | | | Rail Rate (\$/Ton) (i) | Other Rail Charges (\$/Ton) (j) | River Barge Rate (\$/Ton) (k) | Trans-loading Rate (\$/Ton) (l) | Ocean Barge Rate (\$/Ton) (m) | Other Water Charges (\$/Ton) (n) | Other Related Charges (\$/Ton) (o) | | |
| 1. | SSM Petcoke | N/A | Davant, La. | RB | 19,229.49 | \$35.500 | \$0.000 | \$0.000 | \$0.000 | \$3.980 | \$0.000 | \$0.000 | \$0.000 | \$0.000 | \$3.980 | \$39.480 |

(1) As TECO Bulk Terminal Transfer Facility is a central storage site for coal prior to its delivery to the power plant, the coal from suppliers noted on this schedule is usually delivered to Polk Station but could ultimately be delivered to Big Bend Station.

DECLASSIFIED

CONFIDENTIAL

** SPECIFIED CONFIDENTIAL **

FPSC Form 423-2


MONTHLY REPORT OF COST AND QUALITY OF COAL FOR ELECTRIC PLANTS
ORIGIN, TONNAGE, DELIVERED PRICE AND AS RECEIVED QUALITY

1. Reporting Month: July Year: 2006

2. Reporting Company: Tampa Electric Company

3. Plant Name: Big Bend Station

4. Name, Title & Telephone Number of Contact Person Concerning Data
Submitted on this Form: Jeffrey Chronister, Assistant Controller
(813) 228 - 1609

5. Signature of Official Submitting Form: 
Jeffrey Chronister, Assistant Controller

6. Date Completed: September 15, 2006

| Line No. (a) | Supplier Name (b) | Mine Location (c) | Purchase Type (d) | Transport Mode (e) | Tons (f) | Effective Purchase Price (\$/Ton) (g) | Total Transport Charges (\$/Ton) (h) | FOB Plant Price (\$/Ton) (i) | As Received Coal Quality | | | |
|-----------------|----------------------|----------------------|----------------------|-----------------------|-------------|---|--|------------------------------------|--------------------------|-----------------------------|----------------------|---------------------------|
| | | | | | | | | | Sulfur Content % (j) | BTU Content (BTU/lb) (k) | Ash Content % (l) | Moisture Content % (m) |
| 1. | Transfer Facility | N/A | N/A | OB | 367,086.00 | \$47.888 | \$12.360 | \$60.248 | 3.04 | 11,686 | 8.95 | 10.71 |
| 2. | SSM Norway | Svea Nord, Norway | N/A | OB | 36,806.58 | \$65.500 | \$0.000 | \$65.500 | 0.49 | 13,121 | 7.15 | 4.86 |

FPSC FORM 423-2 (2/87)

DECLASSIFIED

CONFIDENTIAL

** SPECIFIED CONFIDENTIAL **

FPSC Form 423-2(a)


MONTHLY REPORT OF COST AND QUALITY OF COAL FOR ELECTRIC PLANTS
DETAILED PURCHASED COAL INVOICE INFORMATION

1. Reporting Month: July Year: 2006

2. Reporting Company: Tampa Electric Company

3. Plant Name: Big Bend Station

4. Name, Title & Telephone Number of Contact Person Concerning Data
Submitted on this Form: Jeffrey Chronister, Assistant Controller
(813) 228 - 1609

5. Signature of Official Submitting Form: 
Jeffrey Chronister, Assistant Controller

6. Date Completed: September 15, 2006

| Line No. (a) | Supplier Name (b) | Mine Location (c) | Purchase Type (d) | Tons (e) | F.O.B. Mine Price (\$/Ton) (f) | Shorthaul & Loading Charges (\$/Ton) (g) | Original Invoice Price (\$/Ton) (h) | Retro-active Price Adjustments (\$/Ton) (i) | Base Price (\$/Ton) (j) | Quality Adjustments (\$/Ton) (k) | Effective Purchase Price (\$/Ton) (l) |
|-----------------|----------------------|----------------------|----------------------|-------------|--------------------------------------|--|---|---|-------------------------------|--|---|
| 1. | Transfer Facility | N/A | N/A | 367,086.00 | N/A | \$0.000 | \$47.888 | \$0.000 | \$47.888 | \$0.000 | \$47.888 |
| 2. | SSM Norway | Svea Nord, Norway | N/A | 36,806.58 | N/A | \$0.000 | \$65.500 | \$0.000 | \$65.500 | \$0.000 | \$65.500 |

FPSC FORM 423-2(a) (2/87)

DECLASSIFIED

CONFIDENTIAL

** SPECIFIED CONFIDENTIAL **

FPSC Form 423-2(b)

MONTHLY REPORT OF COST AND QUALITY OF COAL FOR ELECTRIC PLANTS
DETAIL OF TRANSPORTATION CHARGES

- 1. Reporting Month: July Year: 2006
- 2. Reporting Company: Tampa Electric Company
- 3. Plant Name: Big Bend Station (1)

4. Name, Title & Telephone Number of Contact Person Concerning Data
Submitted on this Form: Jeffrey Chronister, Assistant Controller
(813) 228 - 1609

5. Signature of Official Submitting Form: 
Jeffrey Chronister, Assistant Controller

6. Date Completed: September 15, 2006

| Line No. (a) | Supplier Name (b) | Mine Location (c) | Shipping Point (d) | Transport Mode (e) | Tons (f) | Effective Purchase Price (\$/Ton) (g) | Add'l Shorthaul & Loading Charges (\$/Ton) (h) | Rail Charges | | Waterborne Charges | | | | Total Transportation Charges (\$/Ton) (p) | FOB Plant Price (\$/Ton) (q) | |
|-----------------|----------------------|----------------------|-----------------------|-----------------------|-------------|---|--|------------------------------|---------------------------------------|-------------------------------------|---------------------------------------|-------------------------------------|--|---|------------------------------------|--|
| | | | | | | | | Rail Rate (\$/Ton) (i) | Other Rail Charges (\$/Ton) (j) | River Barge Rate (\$/Ton) (k) | Trans-loading Rate (\$/Ton) (l) | Ocean Barge Rate (\$/Ton) (m) | Other Water Charges (\$/Ton) (n) | | | Other Related Charges (\$/Ton) (o) |
| 1. | Transfer Facility | N/A | Davant, La. | OB | 367,086.00 | \$47,888 | \$0.000 | \$0.000 | \$0.000 | \$0.000 | \$0.000 | \$12.360 | \$0.000 | \$0.000 | \$12.360 | \$60.248 |
| 2. | SSM Norway | Svea Nord, Norway | 65, Norway, 99 | OB | 36,806.58 | \$65.500 | \$0.000 | \$0.000 | \$0.000 | \$0.000 | \$0.000 | \$0.000 | \$0.000 | \$0.000 | \$0.000 | \$65.500 |

(1) The Ocean Barge Rate (\$/Ton) reported in column (m) includes terminal charges incurred at TECO Bulk Terminal and ocean shipping charges.

DECLASSIFIED


CONFIDENTIAL

**** SPECIFIED CONFIDENTIAL ****

MONTHLY REPORT OF COST AND QUALITY OF COAL FOR ELECTRIC PLANTS
ORIGIN, TONNAGE, DELIVERED PRICE AND AS RECEIVED QUALITY

- 1. Reporting Month: July Year: 2006
- 2. Reporting Company: Tampa Electric Company
- 3. Plant Name: Polk Station

4. Name, Title & Telephone Number of Contact Person Concerning Data
Submitted on this Form: Jeffrey Chronister, Assistant Controller
(813) 228 - 1609

5. Signature of Official Submitting Form: 
Jeffrey Chronister, Assistant Controller

6. Date Completed: September 15, 2006

| Line No. (a) | Supplier Name (b) | Mine Location (c) | Purchase Type (d) | Transport Mode (e) | Tons (f) | Effective Purchase Price (\$/Ton) (g) | Total Transport Charges (\$/Ton) (h) | FOB Plant Price (\$/Ton) (i) | As Received Coal Quality | | | |
|-----------------|----------------------|----------------------|----------------------|-----------------------|-------------|---|--|------------------------------------|--------------------------|-----------------------------|----------------------|---------------------------|
| | | | | | | | | | Sulfur Content % (j) | BTU Content (BTU/lb) (k) | Ash Content % (l) | Moisture Content % (m) |
| 1. | Transfer facility | N/A | N/A | OB | 58,113.00 | \$42.934 | \$16.296 | \$59.230 | 3.37 | 12,998 | 4.46 | 8.43 |

DECLASSIFIED
CONFIDENTIAL

**** SPECIFIED CONFIDENTIAL ****

MONTHLY REPORT OF COST AND QUALITY OF COAL FOR ELECTRIC PLANTS
 DETAILED PURCHASED COAL INVOICE INFORMATION

- 1. Reporting Month: July Year: 2006
- 2. Reporting Company: Tampa Electric Company
- 3. Plant Name: Polk Station

4. Name, Title & Telephone Number of Contact Person Concerning Data
 Submitted on this Form: Jeffrey Chronister, Assistant Controller
 (813) 228 - 1609

5. Signature of Official Submitting Form: 
 Jeffrey Chronister, Assistant Controller

6. Date Completed: September 15, 2006

| Line No. (a) | Supplier Name (b) | Mine Location (c) | Purchase Type (d) | Tons (e) | F.O.B. Mine Price (\$/Ton) (f) | Shorthaul & Loading Charges (\$/Ton) (g) | Original Invoice Price (\$/Ton) (h) | Retro-active Price Adjustments (\$/Ton) (i) | Base Price (\$/Ton) (j) | Quality Adjustments (\$/Ton) (k) | Effective Purchase Price (\$/Ton) (l) |
|--------------|-------------------|-------------------|-------------------|-----------|--------------------------------|--|-------------------------------------|---|-------------------------|----------------------------------|---------------------------------------|
| 1. | Transfer facility | N/A | N/A | 58,113.00 | N/A | \$0.000 | \$42.934 | \$0.000 | \$42.934 | \$0.000 | \$42.934 |

DECLASSIFIED
CONFIDENTIAL

MONTHLY REPORT OF COST AND QUALITY OF COAL FOR ELECTRIC PLANTS
 DETAIL OF TRANSPORTATION CHARGES

1. Reporting Month: July Year: 2006
 2. Reporting Company: Tampa Electric Company
 3. Plant Name: Polk Station (1)

4. Name, Title & Telephone Number of Contact Person Concerning Data
 Submitted on this Form: Jeffrey Chronister, Assistant Controller
 (813) 228 - 1609

5. Signature of Official Submitting Form: 
 Jeffrey Chronister, Assistant Controller

6. Date Completed: September 15, 2006

| Line No. (a) | Supplier Name (b) | Mine Location (c) | Shipping Point (d) | Transport Mode (e) | Tons (f) | Effective Purchase Price (\$/Ton) (g) | Add'l Shorthaul & Loading Charges (\$/Ton) (h) | Rail Charges | | Waterborne Charges | | | | | Total Transportation Charges (\$/Ton) (p) | FOB Plant Price (\$/Ton) (q) | |
|-----------------|----------------------|----------------------|-----------------------|-----------------------|-------------|---|--|------------------------------|---------------------------------------|-------------------------------------|---------------------------------------|-------------------------------------|--|--|---|------------------------------------|----------|
| | | | | | | | | Rail Rate (\$/Ton) (i) | Other Rail Charges (\$/Ton) (j) | River Barge Rate (\$/Ton) (k) | Trans-loading Rate (\$/Ton) (l) | Ocean Barge Rate (\$/Ton) (m) | Other Water Charges (\$/Ton) (n) | Other Related Charges (\$/Ton) (o) | | | |
| 1. | Transfer facility | N/A | N/A | OB | 58,113.00 | \$42.934 | \$0.000 | \$0.000 | \$0.000 | \$0.000 | \$0.000 | \$0.000 | \$12.408 | \$0.000 | \$3.888 | \$16.296 | \$59.230 |

DECLASSIFIED

CONFIDENTIAL

MONTHLY REPORT OF COST AND QUALITY OF COAL FOR ELECTRIC PLANTS
 REPORT OF ADJUSTMENTS TO PREVIOUS COAL DELIVERED

1. Reporting Month: July Year: 2006
 2. Reporting Company: Tampa Electric Company

3. Name, Title & Telephone Number of Contact Person Concerning Data
 Submitted on this Form: Jeffrey Chronister, Assistant Controller
 (813) 228 - 1609

4. Signature of Official Submitting Report: 
 Jeffrey Chronister, Assistant Controller

5. Date Completed: September 15, 2006

| Line No. (a) | Month Reported (b) | Form Plant Name (c) | Intended Generating Plant (d) | Supplier (e) | Original Line Number (f) | Old Volume Tons (g) | Form No. (h) | Column Designator & Title (i) | Old Value (j) | New Value (k) | Delivered Price Transfer Facility (\$/Ton) (l) | Reason for Revision (m) |
|--------------|--------------------|---------------------|-------------------------------|---------------|--------------------------|---------------------|--------------|--|---------------|---------------|--|-------------------------|
| 1. | January 2006 | Transfer Facility | Big Bend | Alliance Coal | 1 | 46,236.10 | 423-2(a) | Col. (k), Quality Adjustments (\$/Ton) | \$0.000 | (\$0.022) | \$49.408 | Quality Adjustment |
| 2. | February 2006 | Transfer Facility | Big Bend | Alliance Coal | 1 | 38,324.80 | 423-2(a) | Col. (k), Quality Adjustments (\$/Ton) | \$0.000 | \$0.257 | \$49.697 | Quality Adjustment |
| 3. | March 2006 | Transfer Facility | Big Bend | Alliance Coal | 1. | 40,013.60 | 423-2(a) | Col. (k), Quality Adjustments (\$/Ton) | \$0.000 | (\$0.287) | \$49.203 | Quality Adjustment |
| 4. | April 2006 | Transfer Facility | Big Bend | Alliance Coal | 1. | 47,811.00 | 423-2(a) | Col. (k), Quality Adjustments (\$/Ton) | \$0.000 | \$0.518 | \$49.268 | Quality Adjustment |
| 5. | May 2006 | Transfer Facility | Big Bend | Alliance Coal | 1. | 48,108.80 | 423-2(a) | Col. (k), Quality Adjustments (\$/Ton) | \$0.000 | \$0.522 | \$49.282 | Quality Adjustment |
| 6. | June 2006 | Transfer Facility | Big Bend | Alliance Coal | 1. | 15,681.70 | 423-2(a) | Col. (k), Quality Adjustments (\$/Ton) | \$0.000 | (\$0.392) | \$48.438 | Quality Adjustment |
| 7. | June 2006 | Transfer Facility | Big Bend | Coal Sales | 6. | 24,862.40 | 423-2(a) | Col. (k), Quality Adjustments (\$/Ton) | \$0.000 | \$0.380 | \$42.980 | Quality Adjustment |
| 8. | June 2006 | Transfer Facility | Big Bend | Coal Sales | 2. | 33,266.01 | 423-2(a) | Col. (k), Quality Adjustments (\$/Ton) | \$0.000 | \$2.420 | \$43.280 | Quality Adjustment |

DECLASSIFIED