



R. Wade Litchfield  
 Associate General Counsel  
 Regulatory  
 Florida Power & Light Company  
 700 Universe Boulevard  
 Juno Beach, FL 33408-0420  
 (561) 691-7101  
 (561) 691-7135 (Facsimile)

ORIGINAL

RECEIVED-FPSC

06 NOV -7 PM 3:37

COMMISSION  
 CLERK

November 7, 2006

**VIA HAND DELIVERY**

Ms. Blanca S. Bayó, Director  
 Division of the Commission Clerk and  
 Administrative Services  
 Florida Public Service Commission  
 Betty Easley Conference Center, Room 110  
 2540 Shumard Oak Boulevard  
 Tallahassee, Florida 32399-0850

Re: **Docket No. 060001-EI – Monthly Fuel Filings**

DMP \_\_\_\_\_  
 DOM \_\_\_\_\_  
 DTR \_\_\_\_\_  
 DCR \_\_\_\_\_  
 DCL \_\_\_\_\_  
 DPC \_\_\_\_\_  
 DCA \_\_\_\_\_  
 DCR \_\_\_\_\_  
 DGA \_\_\_\_\_  
 DEC   1   \_\_\_\_\_  
 DTH \_\_\_\_\_

Dear Ms. Bayó:

Enclosed herewith for filing are the original and five (5) copies of the following monthly fuel reports for FPL:

- (a) FPSC Forms 423-1, 423-1(a), and 423-1(b) for Florida Power & Light Company for the month of August 2006;
- (b) FPSC Forms 423-2, 423-2(a), and 423-2(b) for St. Johns River Power Park (SJRPP) for the month of August 2006; and
- (c) FPSC Forms 423-2, 423-2(a), and 423-2(b) for Plant Scherer for the month of July 2006.

FPL's Request for Confidential Classification of the information removed from FPL FPSC Form 423 1(a) and SJRPP FPSC Forms 423-2, 423-2(a), and 423-2(b) is being filed under separate cover. Should you have any questions regarding this filing, please contact me at (561) 691-7101.

Thank you for your attention to this matter, I remain,

RECEIVED & FILED

FPSC-BUREAU OF RECORDS

Sincerely,

R. Wade Litchfield

RWL/ec  
 Enclosures  
 cc: Service List

Doc/423 Fuel Filing/August 2006

an FPL Group company

DOCUMENT NUMBER-DATE

10275 NOV-7 06

FPSC-COMMISSION CLERK

MONTHLY REPORT OF COST AND QUALITY OF FUEL OIL FOR ELECTRIC PLANTS  
ORIGIN, VOLUME, DELIVERED PRICE AND AS RECEIVED QUANTITY

1. REPORTING MONTH: AUG YEAR: 2006

2. REPORTING COMPANY: FLORIDA POWER &amp; LIGHT COMPANY


3. NAME, TITLE TELEPHONE NUMBER OF CONTACT PERSON CONCERNING DATA  
SUBMITTED ON THIS FORM: KORY DUBIN, REGULATORY AFFAIRS, (305) 552-4910.4. SIGNATURE OF OFFICIAL SUBMITTING REPORT: 

5. DATE COMPLETED: 10/17/2006

LINE NO	PLANT	SUPPLIER	SHIPPING POINT	PURCHASE TYPE	DELIVERY LOCATION	DELIVERY DATE	TYPE OIL	SULFUR (%)	BTU CONTENT (BTU / GAL)	VOLUME (BBLs)	PRICE (\$/BBL)
1	MANATEE	BP	EAST COAST OF CANA	S	PORT MANATEE	08/23/2006	F06	0.92	151667	246039	53.7200
2	TURKEY POINT	BP	EAST COAST OF CANA	S	FISHER ISLAND	08/22/2006	F06	1.00	150952	3952	53.7200
3	CAPE CANAVERAL	CONOCO	NEW YORK	S	PORT CANAVERAL	08/15/2006	F06	0.94	153024	48847	53.7800
4	MARTIN	CONOCO	NEW YORK	S	PALM BEACH	08/18/2006	F06	0.94	152738	120398	53.2900
5	MARTIN	CONOCO	RIVER	S	PALM BEACH	08/27/2006	F06	0.88	154167	115104	53.2900
6	RIVIERA	CONOCO	NEW YORK	S	RIVIERA	08/16/2006	F06	0.92	152762	48296	53.7800
7	PT. EVERGLADES	GLENOCORE	RIVER	S	PORT EVERGLADES	08/16/2006	F06	0.99	153071	147961	56.6800
8	RIVIERA	GLENOCORE	TAMPA - LOAD PORT	S	RIVIERA	08/23/2006	F06	0.98	151905	148286	58.3800
9	MARTIN	SEMPRA	ST. ROSE	S	PALM BEACH	08/20/2006	F06	0.88	153857	147599	54.3800
10	PT. EVERGLADES	SEMPRA	RIVER	S	PORT EVERGLADES	08/02/2006	F06	0.96	153500	74710	56.5000
11	TURKEY POINT	SEMPRA	RIVER	S	FISHER ISLAND	08/03/2006	F06	0.95	153548	71822	56.4400
12	MARTIN	SHELL	RIVER	S	PALM BEACH	08/24/2006	F06	0.96	152190	134938	52.0500
13	PT. EVERGLADES	SHELL	NEW ORLEANS	S	PORT EVERGLADES	08/15/2006	F06	0.99	152476	66922	50.8300
14	TURKEY POINT	SHELL	NEW ORLEANS	S	FISHER ISLAND	08/16/2006	F06	0.99	152190	68064	51.9000
15	PT. EVERGLADES	VITOL	BORCO, BAHAMAS	S	PORT EVERGLADES	08/20/2006	F06	0.99	151905	181416	52.4100
16	PT. EVERGLADES	VITOL	BORCO, BAHAMAS	S	PORT EVERGLADES	08/29/2006	F06	0.98	151000	301428	52.5200
17	TURKEY POINT	VITOL	BORCO, BAHAMAS	S	FISHER ISLAND	08/22/2006	F06	0.98	152095	136565	52.4100
18	TURKEY POINT	ROYAL	NA-TRUCK DELIVERY	STC		08/04/2006	F02	N/A	N/A	104	*
19	PT. EVERGLADES	TPSI NORTH	NA-TRUCK DELIVERY			08/08/2006	F03	N/A	N/A	9777	100.2300
20	PT. EVERGLADES	AMERIGAS	NA-TRUCK DELIVERY	STC		08/10/2006	PRO	N/A	N/A	12	73.3600
21	TURKEY POINT	AMERIGAS	NA-TRUCK DELIVERY	STC		08/19/2006	PRO	N/A	N/A	6	70.1400
22	PT. EVERGLADES	AMERIGAS	NA-TRUCK DELIVERY	STC		08/24/2006	PRO	N/A	N/A	3	71.4300
23	PT. EVERGLADES	AMERIGAS	NA-TRUCK DELIVERY	STC		08/29/2006	PRO	N/A	N/A	3	73.1400
24	PT. EVERGLADES	AMERIGAS	NA-TRUCK DELIVERY	STC		08/31/2006	PRO	N/A	N/A	14	71.9600
25	RIVIERA	FERRELL	NA-TRUCK DELIVERY	STC		08/04/2006	PRO	N/A	N/A	5	104.7100
26	RIVIERA	FERRELL	NA-TRUCK DELIVERY	STC		08/11/2006	PRO	N/A	N/A	5	104.7100
27	RIVIERA	FERRELL	NA-TRUCK DELIVERY	STC		08/18/2006	PRO	N/A	N/A	6	104.7100

MONTHLY REPORT OF COST AND QUALITY OF FUEL OIL FOR ELECTRIC PLANTS  
ORIGIN, VOLUME, DELIVERED PRICE AND AS RECEIVED QUANTITY

1. REPORTING MONTH: AUG YEAR: 2006  
 2. REPORTING COMPANY: FLORIDA POWER & LIGHT COMPANY

3. NAME, TITLE TELEPHONE NUMBER OF CONTACT PERSON CONCERNING DATA  
 SUBMITTED ON THIS FORM: KORY DUBIN, REGULATORY AFFAIRS, (305) 552-4910.  
 4. SIGNATURE OF OFFICIAL SUBMITTING REPORT:   
 5. DATE COMPLETED: 10/17/2006

LINE NO	PLANT	SUPPLIER	SHIPPING POINT	PURCHASE TYPE	DELIVERY LOCATION	DELIVERY DATE	TYPE OIL	SULFUR (%)	BTU CONTENT (BTU / GAL)	VOLUME (BBLs)	PRICE (\$/BBL)
28	RIVIERA	FERRELL	NA-TRUCK DELIVERY	STC		08/25/2006	PRO	N/A	N/A	5	104.7100
29	MARTIN	INDIANTOWN	NA-TRUCK DELIVERY	STC		08/14/2006	PRO	N/A	N/A	11	65.9400
30	CAPE CANAVERAL	SUBURBAN	NA-TRUCK DELIVERY	STC		08/03/2006	PRO	N/A	N/A	7	70.6400
31	MANATEE	SUBURBAN	NA-TRUCK DELIVERY	STC		08/10/2006	PRO	N/A	N/A	19	70.5400
32	SANFORD	SUBURBAN	NA-TRUCK DELIVERY	STC		08/28/2006	PRO	N/A	N/A	5	78.2900

MONTHLY REPORT OF COST AND QUALITY OF FUEL OIL FOR ELECTRIC PLANTS

DETAIL OF INVOICE AND TRANSPORTATION CHARGES

FORM NO. 423-1 (a)

PORTING MONTH: AUG YEAR: 2006

PORTING COMPANY: FLORIDA POWER LIGHT COMPANY

3. NAME, TITLE TELEPHONE NUMBER OF CONTACT PERSON CONCERNING DATA  
SUBMITTED ON THIS FORM: KORY DUBIN, REGULATORY AFFAIRS, (305) 552-4910.

4. SIGNATURE OF OFFICIAL SUBMITTING REPORT: 

5. DATE COMPLETED: 10/16/2006

**EDITED COPY**

(B) PLANT	(C) SUPPLIER	(D) DELIVERY LOCATION	(E) DELIVERY DATE	(F) TYPE OIL	(G) VOLUME (BBLs)	(H) INVOICE PRICE (\$/BBL)	(I) INVOICE AMOUNT (\$)	(J) DISCOUNT (\$)	(K) NET AMOUNT (\$)	(L) NET PRICE (\$/BBL)	(M) QUALITY ADJUST. (\$/BBL)	(N) EFFECTIVE PUR PRICE (\$/BBL)	(O) TRANSP TO TERM (\$/BBL)	(P) ADDITIONAL TRANS CHGS (\$/BBL)	(Q) OTHER CHGS (\$/BBL)	(R) DELIVERED PRICE (\$/BBL)
MT	BP	PORT MANATEE	08/23/2006	F06	246039								0.0000			53.9557
TF	BP	FISHER ISLAND	08/22/2006	F06	3952								0.0000			54.5029
CC	CONOCO	PORT CANAVERAL	08/15/2006	F06	48847								0.0000			54.3365
MR	CONOCO	PALM BEACH	08/18/2006	F06	120398								0.0000			53.7279
MR	CONOCO	PALM BEACH	08/27/2006	F06	115104								0.0000			53.7279
RV	CONOCO	RIVIERA	08/16/2006	F06	48296								0.0000			53.9720
PE	GLENORE	PORT EVERGLADES	08/16/2006	F06	147961								0.0000			56.9242
RV	GLENORE	RIVIERA	08/23/2006	F06	148286								0.0000			58.5720
MR	SEMPRA	PALM BEACH	08/20/2006	F06	147599								0.0000			54.8179
PE	SEMPRA	PORT EVERGLADES	08/02/2006	F06	74710								0.0000			56.7442
TF	SEMPRA	FISHER ISLAND	08/03/2006	F06	71822								0.0000			57.2229
MR	SHELL	PALM BEACH	08/24/2006	F06	134938								0.0000			52.4879
PE	SHELL	PORT EVERGLADES	08/15/2006	F06	66922								0.0000			51.0742
TF	SHELL	FISHER ISLAND	08/16/2006	F06	68064								0.0000			52.6829
PE	VITOL	PORT EVERGLADES	08/20/2006	F06	181416								0.0000			52.6542
PE	VITOL	PORT EVERGLADES	08/29/2006	F06	301428								0.0000			52.7642
TF	VITOL	FISHER ISLAND	08/22/2006	F06	136565								0.0000			53.1929
TF	ROYAL		08/04/2006	F02	104								0.0000			108.4600
FL	TPSI NORTH		08/08/2006	F03	9777								0.0000			100.2300
PE	AMERIGAS		08/10/2006	PRO	12	73.3600	880	0	880	73.3600	0.0000	73.3600	0.0000	0.0000	0.0000	73.3600
TF	AMERIGAS		08/19/2006	PRO	6	70.1400	421	0	421	70.1400	0.0000	70.1400	0.0000	0.0000	0.0000	70.1400
PPE	AMERIGAS		08/24/2006	PRO	3	71.4300	214	0	214	71.4300	0.0000	71.4300	0.0000	0.0000	0.0000	71.4300
PPE	AMERIGAS		08/29/2006	PRO	3	73.1400	219	0	219	73.1400	0.0000	73.1400	0.0000	0.0000	0.0000	73.1400
PPE	AMERIGAS		08/31/2006	PRO	14	71.9600	1,007	0	1,007	71.9600	0.0000	71.9600	0.0000	0.0000	0.0000	71.9600
PRV	FERRELL		08/04/2006	PRO	5	104.7100	524	0	524	104.7100	0.0000	104.7100	0.0000	0.0000	0.0000	104.7100
PRV	FERRELL		08/11/2006	PRO	5	104.7100	524	0	524	104.7100	0.0000	104.7100	0.0000	0.0000	0.0000	104.7100

MONTHLY REPORT OF COST AND QUALITY OF FUEL OIL FOR ELECTRIC PLANTS  
 DETAIL OF INVOICE AND TRANSPORTATION CHARGES

PSC FORM NO. 423-1 (a)

REPORTING MONTH: AUG YEAR: 2006

REPORTING COMPANY: FLORIDA POWER LIGHT COMPANY

3. NAME, TITLE TELEPHONE NUMBER OF CONTACT PERSON CONCERNING DATA  
 SUBMITTED ON THIS FORM: KORY DUBIN, REGULATORY AFFAIRS, (305) 552-4910.

4. SIGNATURE OF OFFICIAL SUBMITTING REPORT: 

5. DATE COMPLETED: 10/16/2006

A)	(B)	(C)	(D)	(E)	(F)	(G)	(H)	(I)	(J)	(K)	(L)	(M)	(N)	(O)	(P)	(Q)	(R)
NE NO.	PLANT	SUPPLIER	DELIVERY LOCATION	DELIVERY DATE	TYPE OIL	VOLUME (BBLs)	INVOICE PRICE (\$/BBL)	INVOICE AMOUNT (\$)	DISCOUNT (\$)	NET AMOUNT (\$)	NET PRICE (\$/BBL)	QUALITY ADJUST. (\$/BBL)	EFFECTIVE PUR PRICE (\$/BBL)	TRANSP TO TERM (\$/BBL)	ADDITIONAL TRANS CHGS (\$/BBL)	OTHER CHGS (\$/BBL)	DELIVERED PRICE (\$/BBL)
27	PRV	FERRELL		08/18/2006	PRO	6	104.7100	628	0	628	104.7100	0.0000	104.7100	0.0000	0.0000	0.0000	104.7100
28	PRV	FERRELL		08/25/2006	PRO	5	104.7100	524	0	524	104.7100	0.0000	104.7100	0.0000	0.0000	0.0000	104.7100
29	PMR	INDIANTOWN		08/14/2006	PRO	11	65.9400	725	0	725	65.9400	0.0000	65.9400	0.0000	0.0000	0.0000	65.9400
30	PCC	SUBURBAN		08/03/2006	PRO	7	70.6400	494	0	494	70.6400	0.0000	70.6400	0.0000	0.0000	0.0000	70.6400
31	PMT	SUBURBAN		08/10/2006	PRO	19	70.5400	1,340	0	1,340	70.5400	0.0000	70.5400	0.0000	0.0000	0.0000	70.5400
32	PSN	SUBURBAN		08/28/2006	PRO	5	78.2900	391	0	391	78.2900	0.0000	78.2900	0.0000	0.0000	0.0000	78.2900

FPSC FORM NO. 423-1(b)

MONTHLY REPORT OF COST AND QUALITY OF FUEL OIL FOR ELECTRIC PLANTS  
REPORT OF ADJUSTMENTS TO PREVIOUS OIL DELIVERIES

1. REPORTING MONTH: AUGUST      YEAR: 2006

3. NAME, TITLE, & TELEPHONE NUMBER OF CONTACT PERSON CONCERNING DATA  
SUBMITTED ON THIS FORM: KORY DUBIN, REGULATORY AFFAIRS,

2. REPORTING COMPANY: FLORIDA POWER & LIGHT COMPANY

4. SIGNATURE OF OFFICIAL SUBMITTING REPORT:  \_\_\_\_\_

5. DATE COMPLETE      10/15/2006

LINE NO.	MONTH REPORTED	FORM PLANT NAME	SUPPLIER	ORIGINAL LINE NUMBER	OLD VOLUME (BBLs)	FORM NO.	COLUMN DESIGNATOR & TITLE	OLD VALUE	NEW VALUE	NEW DELIVERED PRICE (\$/BBL)	REASON FOR REVISION
(A)	(B)	(C)	(D)	(E)	(F)	(G)	(H)	(I)	(J)	(K)	(L)
1	NONE										

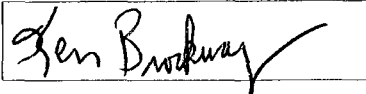
**MONTHLY REPORT OF COST AND QUALITY OF COAL FOR ELECTRIC PLANTS  
ORIGIN, TONNAGE, DELIVERED PRICE AND AS RECEIVED QUALITY**

1. Report For Month/Yr: **August 2006**

2. Reporting Company: **Florida Power & Light**

3. Plant Name: **St. Johns River Power Park (SJRPP)**

4. Name, Title & Telephone Number of Contact  
Person Concerning Data Submitted on this Form: **Korel M. Dubin (305-552-4910)**

5. Signature of Official Submitting Report: 

6. Date Completed: **September 12, 2006**

Line No.	Supplier Name	Mine Location	Purchase Type	Transportation Mode	Tons	Effective Purchase Price (\$/Ton)	Total Trans Cost (\$/Ton)	FOB Plant Price (\$/Ton)	As Received Coal Quality			
									Sulfur Content (%)	Btu Content (%)	Ash Content (%)	Moisture Content (%)
(a)	(b)	(c)	(d)	(e)	(f)	(g)	(h)	(i)	(j)	(k)	(l)	(m)
1	Coal Marketing Company	45,IM,999	LTC	OC	39,083			48.85	0.60	11,255	8.60	12.66
2	James River Coal Sales, Inc.	08,KY,095	LTC	UR	21,549			53.84	1.19	12,602	9.58	6.32
3	Oxbow Carbon & Minerals Inc.	,TX,	S	OC	6,547			39.53	6.63	14,027	0.52	6.81
4	TCP Petcoke Corporation	,,	S	OC	8,146			40.17	4.47	14,546	0.60	5.07

**EDITED COPY**

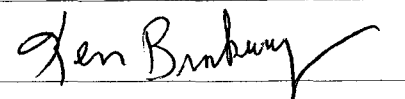
**MONTHLY REPORT OF COST AND QUALITY OF COAL FOR ELECTRIC PLANTS  
DETAIL OF INVOICE PURCHASE PRICE**

1. Report For Month/Yr: **August 2006**

4. Name, Title & Telephone Number of Contact  
Person Concerning Data Submitted on this Form: **Korel M. Dubin (305-552-4910)**

2. Reporting Company: **Florida Power & Light**

5. Signature of Official Submitting Report:



3. Plant Name: **St. Johns River Power Park (SJRPP)**

6. Date Completed: **September 12, 2006**

Line No.	Supplier Name	Mine Location	Purchase Type	Tons	FOB Mine Price (\$/Ton)	Short Haul & Loading Charge	Original Invoice Price (\$/Ton)	Retro-active Price Increases (\$/Ton)	Base Price (\$/Ton)	Quality Adjustments (\$/Ton)	Effective Purchase Price (\$/Ton)
(a)	(b)	(c)	(d)	(e)	(f)	(g)	(h)	(i)	(j)	(k)	(l)
1	Coal Marketing Company	45,IM,999	LTC	39,083		0.00		0.00		0.00	
2	JEA	„	S	-4,674		0.00		0.00		0.00	
3	James River Coal Sales, Inc.	08,KY,095	LTC	21,549		0.00		0.00		0.00	
4	Oxbow Carbon & Minerals Inc.	,TX,	S	6,547		0.00		0.00		0.00	
5	TCP Petcoke Corporation	„	S	8,146		0.00		0.00		0.00	

**EDITED COPY**




**MONTHLY REPORT OF COST AND QUALITY OF COAL FOR ELECTRIC PLANTS  
DETAIL OF TRANSPORTATION CHARGES**

1. Report For Month/Yr: **August 2006**

4. Name, Title & Telephone Number of Contact  
Person Concerning Data Submitted on this Form: **Korel M. Dubin (305-552-4910)**

2. Reporting Company: **Florida Power & Light**

5. Signature of Official Submitting Report:



3. Plant Name: **St. Johns River Power Park (SJRPP)**

6. Date Completed:

**September 12, 2006**

Line No.	Supplier Name	Mine Location	Shipping Point	Transportation Mode	Tons	Effective Purchase Price (\$/Ton)	Short Haul & Loading Charge (\$/Ton)	Rail Charges		Waterborne Charges				Total Transport Charges (\$/Ton)	FOB Plant Price (\$/Ton)	
								Rail Rate (\$/Ton)	Other Rail Charges (\$/Ton)	River Barge Rate (\$/Ton)	Trans-loading Rate (\$/Ton)	Ocean Barge Rate (\$/Ton)	Other Water Charges (\$/Ton)			Related Charges (\$/Ton)
(a)	(b)	(c)	(d)	(e)	(f)	(g)	(h)	(i)	(j)	(k)	(l)	(m)	(n)	(o)	(p)	(q)
1	Coal Marketing Company	45,IM,999	EL CERREJON	OC	39,083		0.00	0.00	0.00	0.00	0.00	0.00	0.00	0.00		48.85
2	JEA	„	JEA NORTHSID	OC	4,674		0.00	0.00	0.00	0.00	0.00	0.00	0.00	0.00		0.00
3	James River Coal Sales, Inc.	08,KY,095	CLOVER MINE	UR	21,549		0.00	0.00	0.00	0.00	0.00	0.00	0.00	0.00		53.84
4	Oxbow Carbon & Minerals Inc	,TX,	VALERO	OC	6,547		0.00	0.00	0.00	0.00	0.00	0.00	0.00	0.00		39.53
5	TCP Petcoke Corporation	„	TCP-LAGOVEN	OC	8,146		0.00	0.00	0.00	0.00	0.00	0.00	0.00	0.00		40.17

**EDITED COPY**

**MONTHLY REPORT OF COST AND QUALITY OF COAL FOR ELECTRIC PLANTS  
ORIGIN, TONNAGE, DELIVERED PRICE, AND AS RECEIVED QUALITY**

1. Reporting Month: **July** Year: **2006**  
 2. Reporting Company: **FLORIDA POWER & LIGHT COMPANY**  
 3. Plant Name: **R.W.SCHERER**  
 4. Name, Title & Telephone Number of Contact Person Concerning Data  
 Submitted on this Form: **Korel M. Dubin**  
 (305) 552-4910  
 5. Signature of Official Submitting Report: *Kenneth Brookway*  
 6. Date Completed: **29-Sep-06**

<u>Line No.</u>	<u>Supplier Name</u>	<u>Mine Location</u>	<u>Purchase Type</u>	<u>Transport Mode</u>	<u>Tons</u>	<u>Purchase Price (\$/Ton)</u>	<u>Effective Transport Charges (\$/Ton)</u>	<u>Total FOB Plant Price (\$/Ton)</u>	<u>Sulfur Content (%)</u>	<u>Btu Content (Btu/lb)</u>	<u>Ash Content (%)</u>	<u>Moisture Content (%)</u>
(a)	(b)	(c)	(d)	(e)	(f)	(g)	(h)	(i)	(j)	(k)	(l)	(m)
(1)	KENNECOTT COAL SALES	19/WY/5	S	UR	41,904.82	8.086	23.03	31.116	0.27	8,871	5.34	25.45
(2)	KENNECOTT COAL SALES	19/WY/5	S	UR	63,626.75	7.004	23.13	30.134	0.37	8,686	5.17	27.88
(3)	POWDER RIVER COAL	19/WY/5	S	UR	46,528.66	9.153	23.13	32.283	0.24	8,860	4.37	26.47
(4)	FOUNDATION COAL WEST	19/WY/5	S	UR	14,690.40	16.101	23.18	39.281	0.28	8,578	4.71	28.71
(5)	COALSALES, LLC	19/WY/5	S	UR	39,958.00	8.111	23.19	31.301	0.36	8,518	5.15	28.83
(6)	COALSALES, LLC	19/WY/5	S	UR	36,147.03	6.751	23.15	29.901	0.36	8,231	5.23	30.28
(7)	DRUMMOND COAL SALES	55/IM/999	S	OC/UR	32,306.63	34.775	45.07	79.845	0.10	8,825	2.68	26.00

**MONTHLY REPORT OF COST AND QUALITY OF COAL FOR ELECTRIC PLANTS  
DETAILED PURCHASED COAL INVOICE INFORMATION**

1. Reporting Month: **July** Year: **2006**  
 2. Reporting Company: **FLORIDA POWER & LIGHT COMPANY**  
 3. Plant Name: **R.W.SCHERER**

4. Name, Title & Telephone Number of Contact Person Concerning Data  
 Submitted on this Form: **Korel M. Dubin**  
 (305) 552-4910

5. Signature of Official Submitting Report:



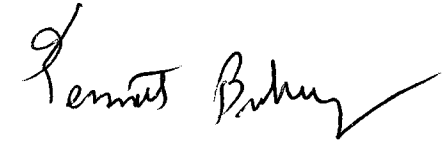
6. Date Completed: **29-Sep-06**

<u>Line No.</u>	<u>Supplier Name</u>	<u>Mine Location</u>	<u>Purch. Type</u>	<u>Tons</u>	<u>FOB Mine Price (\$/Ton)</u>	<u>Shorthaul &amp; Loading Charges (\$/Ton)</u>	<u>Original Invoice Price (\$/Ton)</u>	<u>Retroactive Price Increase (\$/Ton)</u>	<u>Base Price (\$/Ton)</u>	<u>Quality Adjustments (\$/Ton)</u>	<u>Effective Purchase Price (\$/Ton)</u>
(a)	(b)	(c)	(d)	(e)	(f)	(g)	(h)	(i)	(j)	(k)	(l)
(1)	KENNECOTT COAL SALES	19/WY/5	S	41,904.82	8.025	-	8.025	-	8.025	0.061	8.086
(2)	KENNECOTT COAL SALES	19/WY/5	S	63,626.75	7.137	-	7.137	-	7.137	(0.133)	7.004
(3)	POWDER RIVER COAL	19/WY/5	S	46,528.66	9.095	-	9.095	-	9.095	0.058	9.153
(4)	FOUNDATION COAL WEST	19/WY/5	S	14,690.40	16.050	-	16.050	-	16.050	0.051	16.101
(5)	COALSALES, LLC	19/WY/5	S	39,958.00	8.095	-	8.095	-	8.095	0.016	8.111
(6)	COALSALES, LLC	19/WY/5	S	36,147.03	6.804	-	6.804	-	6.804	(0.053)	6.751
(7)	DRUMMOND COAL SALES	55/IM/999	S	32,306.63	34.775	-	34.775	-	34.775	0.000	34.775

**MONTHLY REPORT OF COST AND QUALITY OF COAL FOR ELECTRIC PLANTS  
DETAILED TRANSPORTATION INVOICE INFORMATION**

1. Reporting Month: **July** Year: **2006**  
 2. Reporting Company: **FLORIDA POWER & LIGHT COMPANY**  
 3. Plant Name: **R.W.SCHERER**

4. Name, Title & Telephone Number of Contact Person Concerning Data Submitted on this Form: **Korel M. Dubin (305) 552-4910**



5. Signature of Official Submitting Report:

6. Date Completed: **29-Sep-06**

Line No.	Supplier Name	Mine Location	Shipping Point	Transport Mode	Tons	Effective Purchase Price (\$/Ton)	Additional Shorthaul & Loading Charges (\$/Ton)	Rail Charges		Waterborne Charges				Other Related Charges (\$/Ton)	Total Transportation Charges (\$/Ton)	FOB Plant Price (\$/Ton)
								Rail Rate (\$/Ton)	Other Rail Charges (\$/Ton)	River Barge Rate (\$/Ton)	Trans-loading Rate (\$/Ton)	Ocean Barge Rate (\$/Ton)	Other Water Charges (\$/Ton)			
(a)	(b)	(c)	(d)	(e)	(f)	(g)	(h)	(i)	(j)	(k)	(l)	(m)	(n)	(o)	(p)	(q)
(1)	KENNECOTT COAL SALES	19/WY/5	CONVERSE JCT, WY	UR	41,904.82	8.086	-	23.03	-	-	-	-	-	-	23.03	31.116
(2)	KENNECOTT COAL SALES	19/WY/5	JACOBS JCT, WY	UR	63,626.75	7.004	-	23.13	-	-	-	-	-	-	23.13	30.134
(3)	POWDER RIVER COAL	19/WY/5	NACCO JCT, WY	UR	46,528.66	9.153	-	23.13	-	-	-	-	-	-	23.13	32.283
(4)	FOUNDATION COAL WEST	19/WY/5	BELLE AYR, WY	UR	14,690.40	16.101	-	23.18	-	-	-	-	-	-	23.18	39.281
(5)	COALSALES, LLC	19/WY/5	CABALO JCT, WY	UR	39,958.00	8.111	-	23.19	-	-	-	-	-	-	23.19	31.301
(6)	COALSALES, LLC	19/WY/5	RAWHIDE, JCT, WY	UR	36,147.03	6.751	-	23.15	-	-	-	-	-	-	23.15	29.901
(7)	DRUMMOND COAL SALES	55/IM/999	INDONESIA	OC/UR	32,306.63	34.775	-	25.30	-	-	-	19.77	-	-	45.07	79.845

## CERTIFICATE OF SERVICE

I, THE UNDERSIGNED COUNSEL, HEREBY CERTIFY that copies of Florida Power & Light Company's forms 423-1, 423-1(a) edited, and 423-1(b) for the month of August, 2006, copies of St. Johns River Power Park edited forms 423-2, 423-2(a), and 423-2(b) for the month of August, 2006; and copies of Plant Scherer forms 423-2, 423-2(a), and 423-2(b) for the month of July, 2006 have been served via first class mail, postage prepaid to the parties listed below, this 7<sup>th</sup> day of November, 2006.

Lisa Bennett, Esq.  
Wm. Cochran Keating VI, Esq. Division of  
Legal Services  
Florida Public Service Commission  
2540 Shumard Oak Blvd.  
Tallahassee, Florida 32399-0850

AARP(Twomey)  
c/o Mike B. Twomey  
P. O. Box 5256  
Tallahassee, FL 32314-5256

Ausley Law Firm  
Lee L. Willis/James D. Beasley  
P.O. Box 391  
Tallahassee, FL 32302

Beggs & Lane Law Firm  
J. Stone/R. Badders/S. Griffin  
P.O. Box 12950  
Pensacola, FL 32591-2950

G. Sasso/J. Walls/D. Triplett  
Carlton Fields Law Firm  
P.O. Box 3239  
Tampa, FL 33601-3239

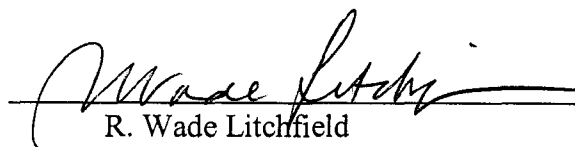
Federal Executive Agencies  
Lt. Col. K. White/Capt. D. Williams  
c/o AFLSA/JACL-ULT  
139 Barnes Drive, Suite 1  
Tyndall AFB, FL 32403-5319

Florida Industrial Power Users Group  
(McWhirter)  
John W. McWhirter, Jr.  
c/o McWhirter Reeves  
400 North Tampa Street, Suite 2450  
Tampa, FL 33602

Messer Law Firm  
Norman H. Horton, Jr.  
P.O. Box 1876  
Tallahassee, FL 32302-1876

Office of Public Counsel  
P. Christensen/C. Beck/J. McGlothlin  
c/o The Florida Legislature  
111 West Madison Street, Room 812  
Tallahassee, FL 32399-1400

Office of the Attorney General  
C. Crist/J. Shreve/C. Bradley  
The Capitol – PL01  
Tallahassee, FL 32399

  
R. Wade Litchfield