

MONTHLY REPORT OF COST AND QUALITY OF FUEL OIL FOR ELECTRIC PLANTS  
 DETAIL OF INVOICE AND TRANSPORTATION CHARGES

FPSC FORM NO. 423-1 (a)

1. REPORTING MONTH: APR YEAR: 2006

2. REPORTING COMPANY: FLORIDA POWER LIGHT COMPANY

3. NAME, TITLE TELEPHONE NUMBER OF CONTACT PERSON CONCERNING DATA  
 SUBMITTED ON THIS FORM: KORY DUBIN, REGULATORY AFFAIRS, (305) 552-4910.

4. SIGNATURE OF OFFICIAL SUBMITTING REPORT: *[Signature]*

5. DATE COMPLETED: 06/15/2006 *080001 EI*

FPSC-COMMISSION CLERK  
 10399 NOV 13 8  
 DOCUMENT NUMBER-DATE

**CONFIDENTIAL**  
**DECLASSIFIED**  
*10-27-08*

(A)	(B)	(C)	(D)	(E)	(F)	(G)	(H)	(I)	(J)	(K)	(L)	(M)	(N)	(O)	(P)	(Q)	(R)
LINE NO.	PLANT	SUPPLIER	DELIVERY LOCATION	DELIVERY DATE	TYPE OIL	VOLUME (BBL)	INVOICE PRICE (\$/BBL)	INVOICE AMOUNT (\$)	DISCOUNT (\$)	NET AMOUNT (\$)	NET PRICE (\$/BBL)	QUALITY ADJUST. (\$/BBL)	EFFECTIVE PUR PRICE (\$/BBL)	TRANSP TO TERM (\$/BBL)	ADDITIONAL TRANS CHGS (\$/BBL)	OTHER CHGS (\$/BBL)	DELIVERED PRICE (\$/BBL)
1	PMT	SEMPRA	PORT MANATEE	04/29/2006	F06	155317	50.5100	7,845,062	0	7,845,062	50.5100	0.0000	50.5100	0.0000	0.0672	0.1685	50.7457
2	PMR	SHELL	PALM BEACH	04/29/2006	F06	132809	51.7500	6,872,866	0	6,872,866	51.7500	0.0000	51.7500	0.0000	0.2555	0.1824	52.1879
3	PPE	AMERIGAS		04/13/2006	PRO	7	66.0200	462	0	462	66.0200	0.0000	66.0200	0.0000	0.0000	0.0000	66.0200
4	PPE	AMERIGAS		04/29/2006	PRO	7	68.6300	480	0	480	68.6300	0.0000	68.6300	0.0000	0.0000	0.0000	68.6300
5	PRV	FERRELL		04/07/2006	PRO	7	82.2800	576	0	576	82.2800	0.0000	82.2800	0.0000	0.0000	0.0000	82.2800
6	PRV	FERRELL		04/14/2006	PRO	4	84.3800	338	0	338	84.3800	0.0000	84.3800	0.0000	0.0000	0.0000	84.3800
7	PRV	FERRELL		04/21/2006	PRO	1	85.2200	85	0	85	85.2200	0.0000	85.2200	0.0000	0.0000	0.0000	85.2200
8	PRV	FERRELL		04/26/2006	PRO	7	85.6400	599	0	599	85.6400	0.0000	85.6400	0.0000	0.0000	0.0000	85.6400
9	PRV	FERRELL		04/28/2006	PRO	1	85.2100	85	0	85	85.2100	0.0000	85.2100	0.0000	0.0000	0.0000	85.2100
10	PMR	INDIANTOWN		04/25/2006	PRO	10	63.0000	630	0	630	63.0000	0.0000	63.0000	0.0000	0.0000	0.0000	63.0000
11	PMT	SUBURBAN		04/28/2006	PRO	7	65.5100	459	0	459	65.5100	0.0000	65.5100	0.0000	0.0000	0.0000	65.5100
12	PCC	SUBURBAN		04/06/2006	PRO	7	61.6000	431	0	431	61.6000	0.0000	61.6000	0.0000	0.0000	0.0000	61.6000
13	PMT	SUBURBAN		04/03/2006	PRO	12	61.5600	739	0	739	61.5600	0.0000	61.5600	0.0000	0.0000	0.0000	61.5600
14	PMT	SUBURBAN		04/06/2006	PRO	3	62.2100	187	0	187	62.2100	0.0000	62.2100	0.0000	0.0000	0.0000	62.2100
15	PMT	SUBURBAN		04/10/2006	PRO	15	61.5300	923	0	923	61.5300	0.0000	61.5300	0.0000	0.0000	0.0000	61.5300

**DECLASSIFIED**


**MONTHLY REPORT OF COST AND QUALITY OF COAL FOR ELECTRIC PLANTS  
ORIGIN, TONNAGE, DELIVERED PRICE AND AS RECEIVED QUALITY**

1. Report For Month/Yr: **April 2006**

4. Name, Title & Telephone Number of Contact  
Person Concerning Data Submitted on this Form: **Korel M. Dubin (305-552-4910)**

2. Reporting Company: **Florida Power & Light**

5. Signature of Official Submitting Report:



3. Plant Name: **St. Johns River Power Park (SJRPP)**

6. Date Completed: **May 9, 2006**

Line No.	Supplier Name	Mine Location	Purchase Type	Transportation Mode	Tons	Effective Purchase Price (\$/Ton)	Total Trans Cost (\$/Ton)	FOB Plant Price (\$/Ton)	As Received Coal Quality			
									Sulfur Content (%)	Btu Content (%)	Ash Content (%)	Moisture Content (%)
(a)	(b)	(c)	(d)	(e)	(f)	(g)	(h)	(i)	(j)	(k)	(l)	(m)
1	Coal Marketing Company	45,IM,999	LTC	OC	37,634	48.85	0.00	48.85	0.64	11,338	8.50	12.37
2	DTE Clover, LLC	08,KY,095	LTC	UR	14,336	33.11	18.43	51.54	1.24	12,330	11.02	6.63
3	Orlando Utilities Commission	,FL,	S	UR	23	50.00	0.00	50.00	1.03	12,863	9.89	4.76
4	Oxbow Carbon & Minerals Inc.	,TX,	S	OC	13,642	36.09	0.00	36.09	6.44	14,047	0.40	7.07

**CONFIDENTIAL**  
**DECLASSIFIED**


**MONTHLY REPORT OF COST AND QUALITY OF COAL FOR ELECTRIC PLANTS  
DETAIL OF INVOICE PURCHASE PRICE**

1. Report For Month/Yr: **April 2006**

2. Reporting Company: **Florida Power & Light**

3. Plant Name: **St. Johns River Power Park (SJRPP)**

4. Name, Title & Telephone Number of Contact  
Person Concerning Data Submitted on this Form: **Korel M. Dubin (305-552-4910)**

5. Signature of Official Submitting Report: 

6. Date Completed: **May 9, 2006**

Line No.	Supplier Name	Mine Location	Purchase Type	Tons	FOB Mine Price (\$/Ton)	Short Haul & Loading Charge	Original Invoice Price (\$/Ton)	Retro-active Price Increases (\$/Ton)	Base Price (\$/Ton)	Quality Adjustments (\$/Ton)	Effective Purchase Price (\$/Ton)
(a)	(b)	(c)	(d)	(e)	(f)	(g)	(h)	(i)	(j)	(k)	(l)
1	Coal Marketing Company	45,IM,999	LTC	37,634	48.85	0.00	48.85	0.00	48.85	0.00	48.85
2	DTE Clover, LLC	08,KY,095	LTC	14,336	33.11	0.00	33.11	0.00	33.11	0.00	33.11
3	Orlando Utilities Commission	,FL,	S	23	50.00	0.00	50.00	0.00	50.00	0.00	50.00
4	Oxbow Carbon & Minerals Inc.	,TX,	S	13,642	36.09	0.00	36.09	0.00	36.09	0.00	36.09

**CONFIDENTIAL**

**DECLASSIFIED**


**MONTHLY REPORT OF COST AND QUALITY OF COAL FOR ELECTRIC PLANTS  
DETAIL OF TRANSPORTATION CHARGES**

1. Report For Month/Yr: **April 2006**

4. Name, Title & Telephone Number of Contact  
Person Concerning Data Submitted on this Form: **Korel M. Dubin (305-552-4910)**

2. Reporting Company: **Florida Power & Light**

5. Signature of Official Submitting Report:



3. Plant Name: **St. Johns River Power Park (SJRPP)**

6. Date Completed:

**May 9, 2006**

Line No.	Supplier Name	Mine Location	Shipping Point	Transportation Mode	Tons	Effective Purchase Price (\$/Ton)	Short Haul & Loading Charge (\$/Ton)	Rail Charges		Waterborne Charges					Total Transport Charges (\$/Ton)	FOB Plant Price (\$/Ton)
								Rail Rate (\$/Ton)	Other Rail Charges (\$/Ton)	River Barge Rate (\$/Ton)	Trans-loading Rate (\$/Ton)	Ocean Barge Rate (\$/Ton)	Other Water Charges (\$/Ton)	Related Charges (\$/Ton)		
(a)	(b)	(c)	(d)	(e)	(f)	(g)	(h)	(i)	(j)	(k)	(l)	(m)	(n)	(o)	(p)	(q)
1	Coal Marketing Company	45,IM,999	EL CERREJON	OC	37,634	48.85	0.00	0.00	0.00	0.00	0.00	0.00	0.00	0.00	0.00	48.85
2	DTE Clover, LLC	08,KY,095	CLOVER DTE	UR	14,336	33.11	0.00	18.43	0.00	0.00	0.00	0.00	0.00	0.00	18.43	51.54
3	Orlando Utilities Commissio	,FL,	DELIVERED	UR	23	50.00	0.00	0.00	0.00	0.00	0.00	0.00	0.00	0.00	0.00	50.00
4	Oxbow Carbon & Minerals Inc	,TX,	VALERO	OC	13,642	36.09	0.00	0.00	0.00	0.00	0.00	0.00	0.00	0.00	0.00	36.09

**CONFIDENTIAL**

**DECLASSIFIED**